

Store #: 1711

Address:

2013 N. Reynolds Rd
Bryant AR 72022

Franchisee Name:

The Esch Group

Guidance Set Used:

Standard

If Non-Standard note non-standard details below

Scope of work: Contract

Version: v1



FH CONTACT NAME: Tracy L Roberts

PHONE: 817-553-8062

ADDRESS:

2300 N. Hwy 121
Euless TX 76039

“This approval acknowledges that all Reskin scope elements may not be included in sign design package but Customer is committed to completing all Reskin requirements.”

Franchisee Approval Box:

Sonic Approval Box- Only for Non-Standard FZ and SRI Stores

DATE OF APPROVAL:



SIGN SCHEDULE

- A PYLON REFURBISHMENT- FLEX FACES AND RETROFIT KITS | TWO (2) REQ.
- B NEW FLEXIBRITE | SEVEN (7) PIECES OF 6'-8" BLUE FLEXIBRITE
- C LOGO CABINET | TWO (2) REQ
- D CHERRY LOGO | ONE (1) REQ
- E MAIN CANOPY NEW LEDSTRIPE| 28'-0" BLUE LEDSTRIPE ON FRONT OF CANOPY
- F REPLACEMENT FACES FOR EXISTING DIRECTIONAL (ENTER) | TWO (2) REQUIRED
- G REPLACEMENT FACES FOR EXISTING DIRECTIONAL (EXIT) | TWO (2) REQUIRED

NOTE:
CUSTOMER RESPONSIBLE FOR INSTALLATION/PAINTING & STALL STARS.

GENERAL NOTES

- INSTALLER SHALL VERIFY WALL CONDITIONS IN THE FIELD
- TYPE, SIZE & QUANTITY OF FASTENERS TO BE DETERMINED
- ALL BOLT HOLES TO BE DRILLED OR PUNCHED
- ISOLATE ALL ALUMINUM FROM STEEL.

NEW & REMODEL CONSTRUCTION
ADEQUATE BEHIND THE WALL BACKING AND ACCESS IS REQUIRED FOR THE INSTALLATION OF NEW SIGNAGE. CUSTOMER TO FORWARD APPROVED SIGNAGE DRAWINGS TO THE ON SITE CONTACT TO INSURE THAT THE REQUIRED PROVISIONS ARE MADE DURING CONSTRUCTION, PRIOR TO THE SIGN INSTALLATION.

INSTALLER REQUIREMENTS FOR EIFS WALLS
IT IS THE RESPONSIBILITY OF THE INSTALLATION CONTRACTOR TO PROVIDE ANY WALL SPACERS REQUIRED TO KEEP EIFS WALL MATERIAL FROM BEING COMPACTED DURING INSTALLATION OF ANY MOUNTING BOLTS REQUIRED FOR SIGNAGE.

INSTALLER REQUIREMENTS
ALL INSTALLATION (MOUNTING) HARDWARE AND SECONDARY WIRING COMPONENTS, CONDUIT & CONNECTORS, ETC ARE TO BE PROVIDED BY THE INSTALLATION CONTRACTOR

ALL WALL PENETRATIONS TO BE SEALED WITH SILICONE TO HELP PREVENT MOISTURE PENETRATION @ EXTERIOR LOCATIONS.

ANY DEVIATION FROM FEDERAL HEATH REQUIREMENTS MAY RESULT IN DAMAGE TO OR IMPROPER OPERATION OF SIGNAGE, CAUSING DELAYS AND ADDITIONAL COSTS.

CUSTOMER TO PROVIDE DEDICATED BRANCH CIRCUITS FOR SIGNS ONLY PER NEC CODE 600.5

ALL BRANCH CIRCUITS FOR SIGNS MUST BE TOTALLY DEDICATED TO SIGNS (INCLUDING DEDICATED GROUND & NEUTRAL, PER CIRCUIT) AND SHALL NOT BE SHARED WITH OTHER LOADS (SUCH AS LIGHTING, A/C and OTHER EQUIPMENT). PROPERLY SIZED GROUND WIRE THAT CAN BE TRACED BACK TO THE BREAKER PANEL IS REQUIRED.

NUMBER AND SIZE OF CIRCUITS FOR EACH SIGN MUST MEET FEDERAL HEATH SIGN REQUIREMENTS.

ALL ELECTRICAL SIGNS SHALL CONFORM TO THE REQUIREMENTS OF ARTICLE 600 OF THE N.E.C. AND U.L. 48 ALONG WITH OTHER APPLICABLE STATE & LOCAL CODE REQUIREMENTS. THIS INCLUDES PROPER GROUNDING AND BONDING OF THE SIGN

120V - 20 AMP (PRIMARY ELECTRICAL SERVICE) CIRCUITS AND FINAL CONNECTION TO EACH SIGN, TO WITHIN 6 FT TO BE BY THE CUSTOMER'S CERTIFIED ELECTRICIAN. NUMBER AND SIZE OF CIRCUITS FOR EACH SIGN TO MEET FEDERAL HEATH SIGN COMPANY REQUIREMENTS

WARRANTY NOTICE

CERTAIN ELECTRICAL COMPONENTS OF SIGNS WILL FAIL PREMATURELY IF NOT SHUT OFF FOR A PERIOD OF TIME, ONCE EACH DAY. FOR BEST PERFORMANCE WE RECOMMEND THAT SIGNS BE CONNECTED TO AN AUTOMATIC CONTROLLING DEVICE SUCH AS AN EMERGENCY MANAGEMENT SYSTEM, TIME CLOCK OR PHOTO CELL TO CONTROL THE DAILY SHUT-OFF PERIOD. FAILURE TO FOLLOW THESE RECOMMENDATIONS CAN CAUSE DAMAGE TO ELECTRICAL COMPONENTS OF THE SIGN AND VOID THE WARRANTY. SOME DIMMING DEVICES WILL ADVERSELY AFFECT THE ELECTRICAL COMPONENTS OF THE SIGN IT IS ATTACHED TO, CAUSING FAILURE. ANY DIMMING OF THE SIGN WITHOUT CONSULTATION WITH FEDERAL HEATH SIGN CO. WILL VOID THE WARRANTY.



SITE PLAN (NTS)



www.federalheath.com

1845 Precinct Line Road, Suite 100, Hurst, Texas 76054
T: 817.685.9075 F: 817.685.9103

Revisions:

R1

Colors Depicted In This Rendering May Not Match Actual Finished Materials. Refer To Product Samples For Exact Color Match.

Client Approval/Date: _____

Landlord Approval/Date: _____

Account Rep: Michelle Busing

Project Manager: Tracy L. Roberts

Drawn By: Jake Posadas/CHC



Underwriters Laboratories Inc.



ELECTRICAL TO USE U.L. LISTED COMPONENTS AND SHALL MEET ALL N.E.C. STANDARDS

ALL ELECTRICAL SIGNS ARE TO COMPLY WITH U.L. 48 AND ARTICLE 600 OF THE N.E.C. STANDARDS, INCLUDING THE PROPER GROUNDING AND BONDING OF ALL SIGNS.

Project / Location:



Store #1711
2013 N. REYNOLDS RD.
BRYANT, AR 72022

Job Number: 23-89166-10

Date: August 8, 2024

Sheet Number: 2 Of 9

Design Number: 23-89166-10

This original drawing is provided as part of a planned project and is not to be exhibited, copied or reproduced without the written permission of Federal Heath Sign Company, LLC or its authorized agent. ©FHSC



EXISTING | NTS



A PROPOSED | NTS



SIGN COMPANY
www.federalheath.com

1845 Precinct Line Road, Suite 100, Hurst, Texas 76054
T: 817.685.9075 F: 817.685.9103

Revisions:		
R1		
Colors Depicted In This Rendering May Not Match Actual Finished Materials. Refer To Product Samples For Exact Color Match.		
Client Approval/Date: _____		
Landlord Approval/Date: _____		

Account Rep:	Michelle Busing
Project Manager:	Tracy L. Roberts
Drawn By:	Jake Posadas/CHC
Underwriters Laboratories Inc.	ELECTRICAL TO USE U.L. LISTED COMPONENTS AND SHALL MEET ALL N.E.C. STANDARDS
ALL ELECTRICAL SIGNS ARE TO COMPLY WITH U.L. 48 AND ARTICLE 600 OF THE N.E.C. STANDARDS, INCLUDING THE PROPER GROUNDING AND BONDING OF ALL SIGNS.	

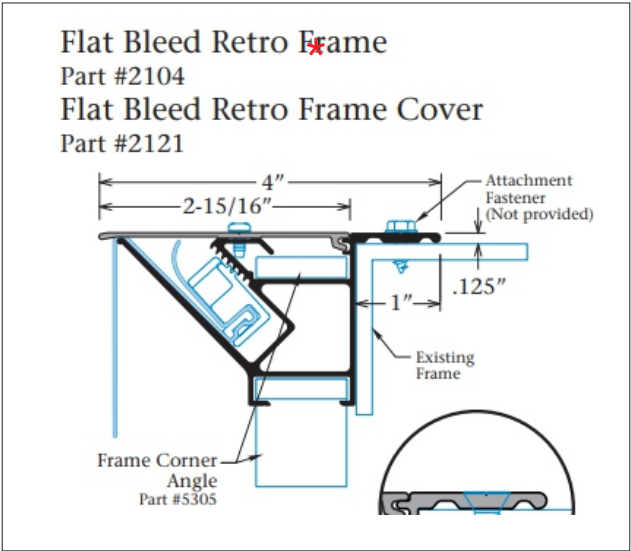
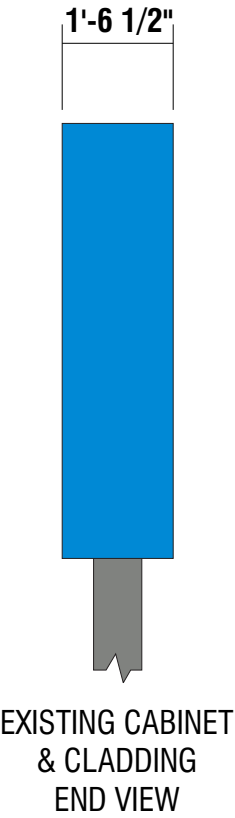
Project / Location:
Store #1711
2013 N. REYNOLDS RD.
BRYANT, AR 72022

Job Number:	23-89166-10
Date:	August 8, 2024
Sheet Number:	3 Of 9
Design Number:	23-89166-10

This original drawing is provided as part of a planned project and is not to be exhibited, copied or reproduced without the written permission of Federal Heath Sign Company, LLC or its authorized agent. ©FHSC

FABRICATE & SHIP ONLY

NOTE: CUSTOMER RESPONSIBLE FOR INSTALLATION/PAINTING & STALL STARS.



- SONIC RED: Pantone 192C | 3M 3730-2324 RED
- SONIC BLUE: Pantone 2382C | 3M 3730-8094 BLUE
- WHITE- PANAGRAPHS III FLEX FACE
- POLE CLADDING | SHERWIN WILLIAMS 7067 CITYSCAPE

A PYLON REFURBISHMENT- FLEX FACES AND RETROFIT KIT | TWO (2) FACES REQ.
SCALE: 3/8"= 1' 70.50 SQ FT

SCOPE OF WORK:

MANUFACTURE AND SHIP REPLACEMENT FACES

FACES: PANAGRAPHS III WHITE FLEX WITH FIRST SURFACE VINYL.

ALL PAINTING BY CUSTOMER

ILLUMINATION: EXISTING HAS LED ALREADY

INSTALLER NOTE:
INSTALLER RESPONSIBLE TO CHOOSE THE APPROPRIATE FASTENERS PER CONDITIONS

INSTALLATION OF THIS SIGN SHALL CONFORM TO ARTICLE 600 OF THE NEC, UL 48 AND OR OTHER APPLICABLE LOCAL CODES, INCLUDING THE PROPER GROUNDING AND BONDING OF THE SIGN.

THE LOCATION OF THE DISCONNECT SWITCH, AFTER INSTALLATION SHALL COMPLY WITH ARTICLE 600.6(A) OF THE NEC.

ELECTRICAL REQUIREMENTS

Total: T.B.D. Amps

of 120V, 20A Circuits Req'd T.B.D.

ALL BRANCH CIRCUITS SHALL BE DEDICATED TO SIGNS (INCLUDING GROUND AND

REFER TO PAGE 1 FOR ADDITIONAL ELECTRICAL AND INSTALLATION INFORMATION & REQUIREMENTS



www.federalheath.com

1845 Precinct Line Road, Suite 100, Hurst, Texas 76054
T: 817.685.9075 F: 817.685.9103

Revisions:

R1

Colors Depicted In This Rendering May Not Match Actual Finished Materials. Refer To Product Samples For Exact Color Match.

Client Approval/Date:

Landlord Approval/Date:

Account Rep: Michelle Busing

Project Manager: Tracy L. Roberts

Drawn By: Jake Posadas/CHC



Underwriters Laboratories Inc.



ELECTRICAL TO USE U.L. LISTED COMPONENTS AND SHALL MEET ALL N.E.C. STANDARDS

ALL ELECTRICAL SIGNS ARE TO COMPLY WITH U.L. 48 AND ARTICLE 600 OF THE N.E.C. STANDARDS, INCLUDING THE PROPER GROUNDING AND BONDING OF ALL SIGNS.

Project / Location:



Store #1711
2013 N. REYNOLDS RD.
BRYANT, AR 72022

Job Number: 23-89166-10

Date: August 8, 2024

Sheet Number: 4 Of 9

Design Number: 23-89166-10

This original drawing is provided as part of a planned project and is not to be exhibited, copied or reproduced without the written permission of Federal Heath Sign Company, LLC or its authorized agent. ©FHSC



EXISTING (LEFT SIDE) | NTS



EXISTING (FRONT) | NTS



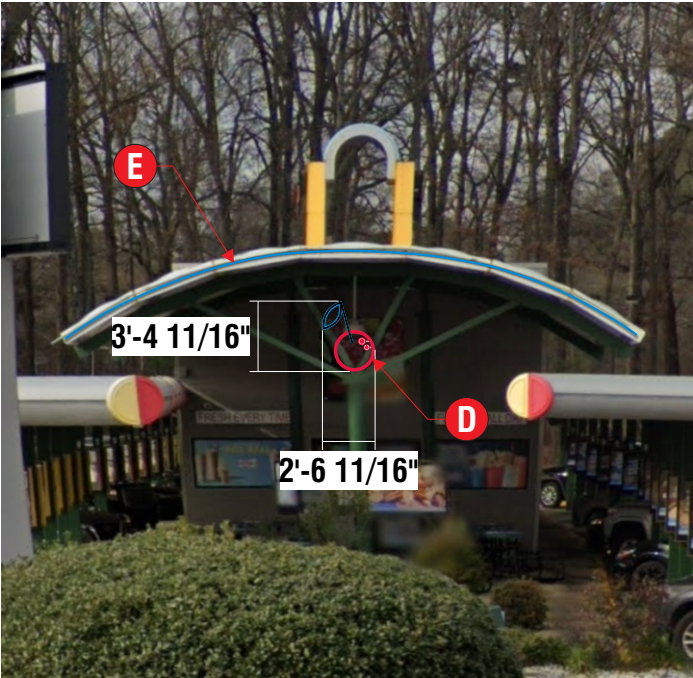
EXISTING (RIGHT SIDE) | NTS

- SIGN SCHEDULE**
- B** NEW FLEXIBRITE | SEVEN (7) PIECES OF 6'-8" BLUE FLEXIBRITE
MANUFACTURE AND SHIP NEW BLUE FLEXIBRITE
 - C** LOGO CABINET | TWO (2) REQ
MANUFACTURE AND SHIP NEW LOGO CABINETS
 - D** CHERRY LOGO | ONE (1) REQ
MANUFACTURE AND SHIP NEW CHERRY LOGO
 - E** MAIN CANOPY NEW LEDSTRIPE | 28'-0" BLUE LEDSTRIPE ON FRONT OF CANOPY
MANUFACTURE AND SHIP NEW BLUE LEDSTRIPE

NOTE:
CUSTOMER RESPONSIBLE FOR INSTALLATION/PAINTING & STALL STARS.



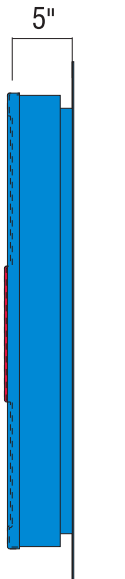

PROPOSED (LEFT SIDE) | NTS



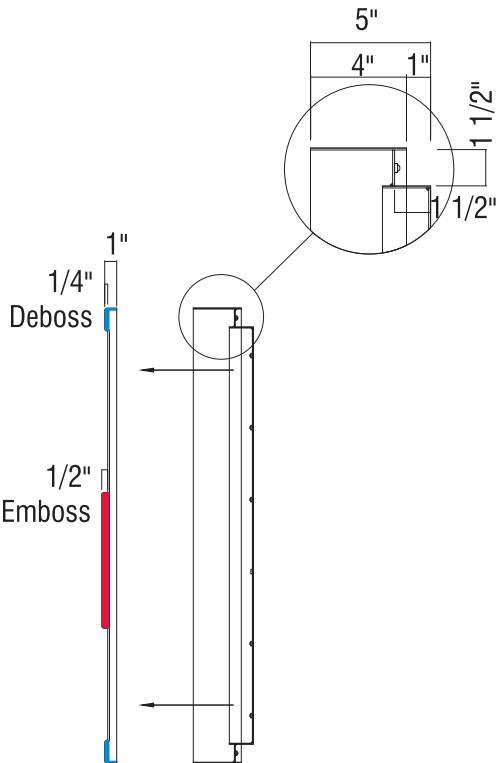
PROPOSED (FRONT) | NTS



PROPOSED (RIGHT SIDE) | NTS



End View
(NTS)



SIDE EXPLODED SECTION

C FACE & HALO LIT LOGO CABINET | TWO (2) REQ.
SCALE: 3/4" = 1'-0" 18.96 SQ FT

SCOPE OF WORK:

FABRICATE AND SHIP NEW LOGO CABINETS

CABINET: ALUMINUM CUT TO SHAPE PAINTED BLUE

FACE: FORMED, EMBOSSED AND DEBOSSSED WITH VINYL GRAPHICS

ILLUMINATION: FACE & HALO ILLUMINATION. WHITE LED ILLUMINATION

- SONIC RED: Pantone 192C | 3M 3730-2324 RED
- SONIC BLUE: Pantone 2382C | 3M 3730-8094 BLUE
- WHITE POLYCARBONATE

INSTALLER NOTE:
INSTALLER RESPONSIBLE TO CHOOSE THE
APPROPRIATE FASTENERS PER CONDITIONS

ELECTRICAL REQUIREMENTS	REFER TO PAGE 1 FOR ADDITIONAL ELECTRICAL AND INSTALLATION INFORMATION & REQUIREMENTS
Total: <u>T.B.D.</u> Amps	
# of 120V, 20A Circuits Req'd T.B.D.	
ALL BRANCH CIRCUITS SHALL BE DEDICATED TO SIGNS (INCLUDING GROUND AND	

INSTALLATION OF THIS SIGN SHALL CONFORM
TO ARTICLE 600 OF THE NEC, UL 48 AND OR
OTHER APPLICABLE LOCAL CODES, INCLUDING
THE PROPER GROUNDING AND BONDING OF THE SIGN.

THE LOCATION OF THE DISCONNECT SWITCH, AFTER INSTALLATION
SHALL COMPLY WITH ARTICLE 600.6(A) OF THE NEC.



1845 Precinct Line Road, Suite 100, Hurst, Texas 76054
T: 817.685.9075 F: 817.685.9103

Revisions:

1			

Colors Depicted In This Rendering May Not Match Actual Finished Materials. Refer To Product Samples For Exact Color Match.

Client Approval/Date: _____

Landlord Approval/Date: _____

Account Rep: Michelle Busing

Project Manager: Tracy L. Roberts

Drawn By: Jake Posadas/CHC

Underwriters Laboratories Inc. ELECTRICAL TO USE U.L. LISTED COMPONENTS AND SHALL MEET ALL N.E.C. STANDARDS

ALL ELECTRICAL SIGNS ARE TO COMPLY WITH U.L. 48 AND ARTICLE 600 OF THE N.E.C. STANDARDS, INCLUDING THE PROPER GROUNDING AND BONDING OF ALL SIGNS.

Project / Location:

Store #1711
2013 N. REYNOLDS RD.
BRYANT, AR 72022

Job Number: 23-89166-10

Date: August 8, 2024

Sheet Number: 6 Of 9

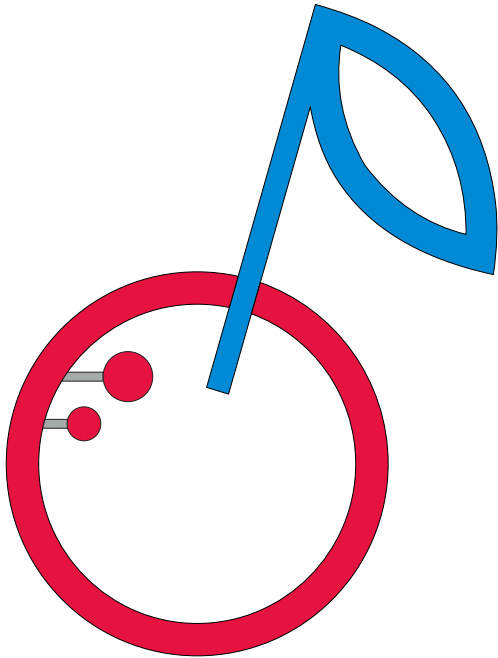
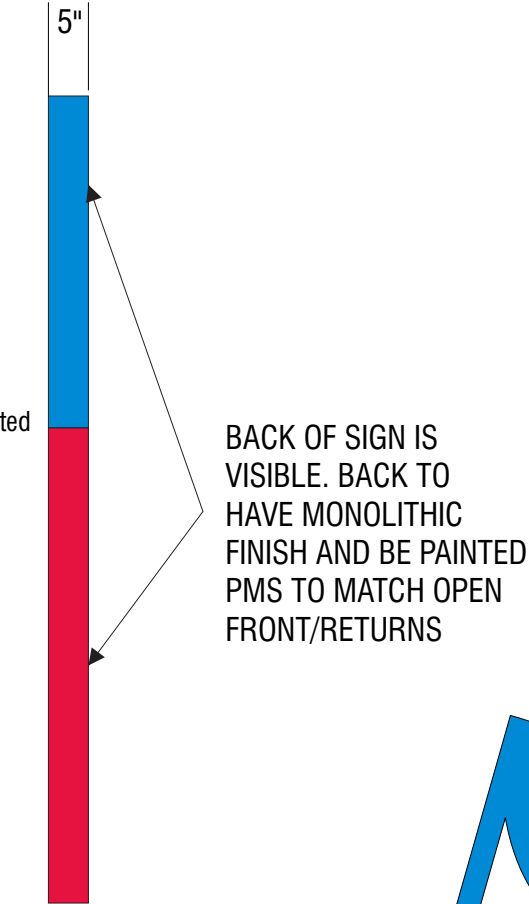
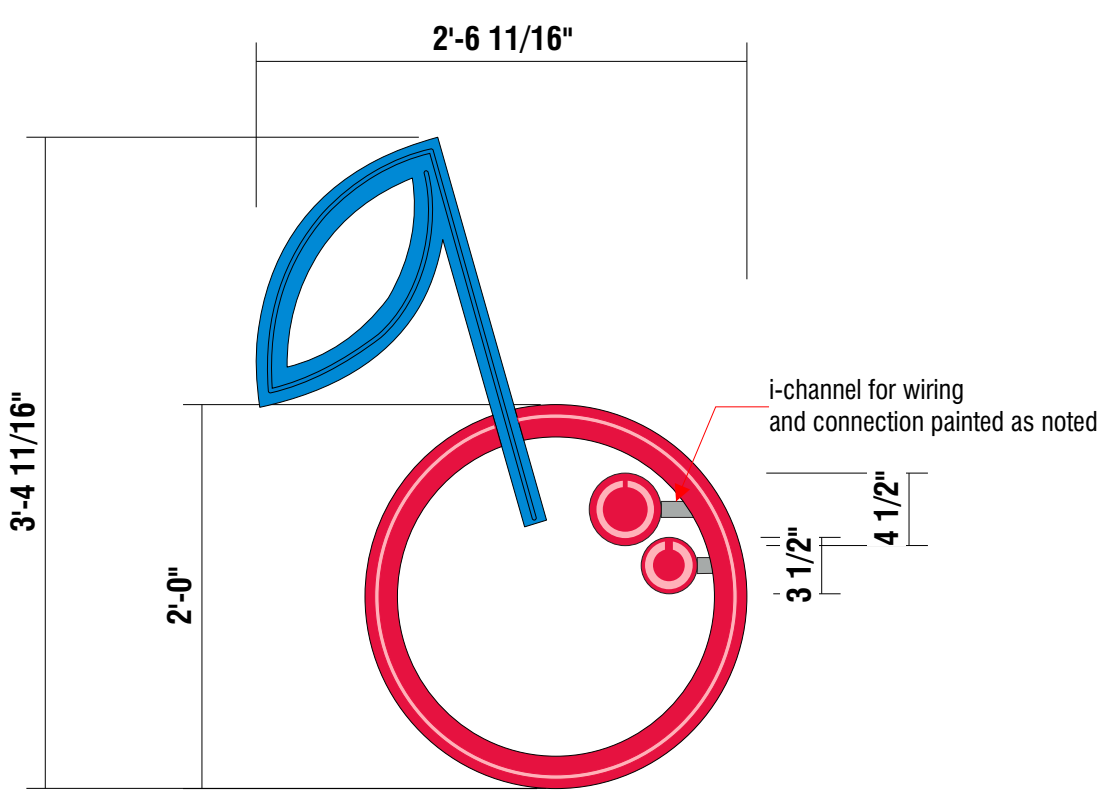
Design Number: 23-89166-10

This original drawing is provided as part of a planned project and is not to be exhibited, copied or reproduced without the written permission of Federal Heath Sign Company, LLC or its authorized agent. ©FHSC

CUSTOMER SIGN ID- (SON -OCL-02)
FH SIGN ID- 2' CHERRY

ALTERNATE LAYOUT-
NO HALO FOR USE ON REIMAGE
CANOPY LOCATIONS WHEN BACK IS EXPOSED

FABRICATE & SHIP ONLY



BACK OF OPEN SIGN

TYPICAL
END VIEW

D CANOPY MOUNTED -FACE LIT CHERRY LOGO | ONE (1) REQ.
SCALE: 1" = 1'-0" **8.67 SQ FT**
OPEN CHANNEL CHERRY LOGO WITH FLEXIBRITE BLUE AND RED ILLUMINATION.
OPEN CHANNEL PAINTED RED AND BLUE AS SHOWN, RETURN OF STEM PAINTED BLUE, RETURN OF CHERRY AND INNER CIRCLES PAINTED RED
INTERIOR PANEL OF CHERRY PAINTED BLUE AS SHOWN
BACK OF SIGN TO HAVE MONOLITHIC FINISH VISIBLE FROM BEHIND PAINTED BLUE
I-CHANNEL CONNECTING DOTS TO BE PAINTED AS NOTED

Colors Spec's...

- To Match Pantone + Series C 192 Red
- To Match Pantone + Series C 2382 Blue
- I- CHANNELS | SHERWIN WILLIAMS 7067 CITYSCAPE



EXISTING SIGN- TO BE REMOVED/BACK VIEW
OF BRACING

INSTALLER NOTE:
INSTALLER RESPONSIBLE TO CHOOSE THE
APPROPRIATE FASTENERS PER CONDITIONS

INSTALLATION OF THIS SIGN SHALL CONFORM
TO ARTICLE 600 OF THE NEC, UL 48 AND OR
OTHER APPLICABLE LOCAL CODES, INCLUDING
THE PROPER GROUNDING AND BONDING OF THE SIGN.

THE LOCATION OF THE DISCONNECT SWITCH, AFTER INSTALLATION
SHALL COMPLY WITH ARTICLE 600.6(A) OF THE NEC.

ELECTRICAL REQUIREMENTS

Total: T.B.D. Amps

of 120V, 20A Circuits Req'd T.B.D.

ALL BRANCH CIRCUITS SHALL
BE DEDICATED TO SIGNS
(INCLUDING GROUND AND

**REFER TO PAGE 1
FOR ADDITIONAL
ELECTRICAL AND
INSTALLATION
INFORMATION &
REQUIREMENTS**



SIGN COMPANY
www.federalheath.com

1845 Precinct Line Road, Suite 100, Hurst, Texas 76054
T: 817.685.9075 F: 817.685.9103

Revisions:

1			

Colors Depicted In This Rendering May Not Match Actual Finished Materials. Refer To Product Samples For Exact Color Match.

Client Approval/Date: _____

Landlord Approval/Date: _____

Account Rep: Michelle Busing
Project Manager: Tracy L. Roberts
Drawn By: Jake Posadas/CHC

Underwriters Laboratories Inc. **ELECTRICAL TO USE U.L. LISTED COMPONENTS AND SHALL MEET ALL N.E.C. STANDARDS**
ALL ELECTRICAL SIGNS ARE TO COMPLY WITH U.L. 48 AND ARTICLE 600 OF THE N.E.C. STANDARDS, INCLUDING THE PROPER GROUNDING AND BONDING OF ALL SIGNS.

Project / Location:

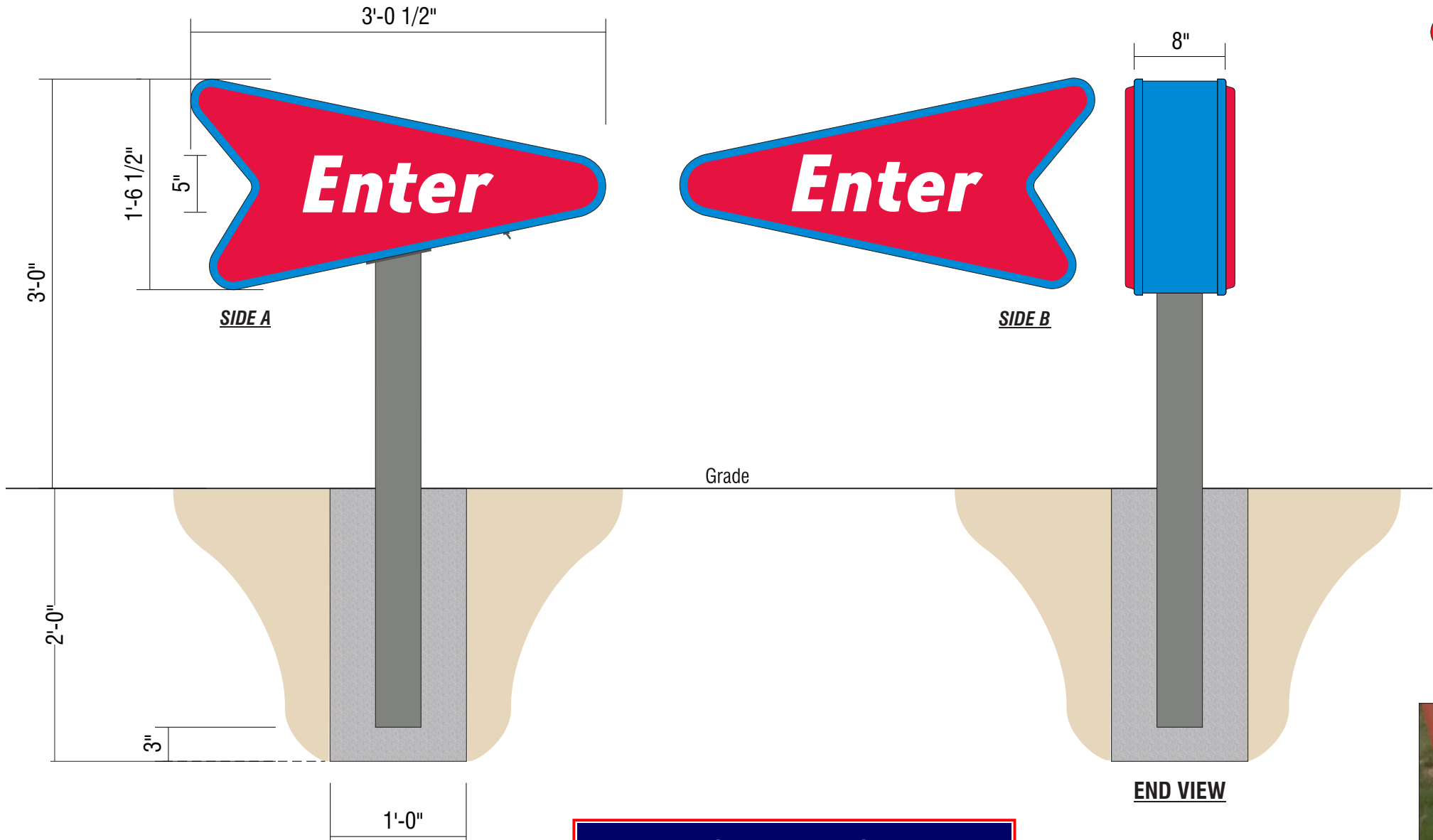


Store #1711
2013 N. REYNOLDS RD.
BRYANT, AR 72022

Job Number: 23-89166-10
Date: August 8, 2024
Sheet Number: 7 Of 9
Design Number: 23-89166-10

This original drawing
is provided as part of a
planned project
and is not to be exhibited,
copied or reproduced
without the written
permission of
Federal Heath Sign
Company, LLC or its
authorized agent. ©FHSC

FABRICATE & SHIP ONLY



F REPLACEMENT FACES | TWO (2) REQUIRED
SCALE: 1" = 1'-0" 4.2 SQ.FT.

SCOPE OF WORK
MANUFACTURE AND SHIP ONLY
FACES: PAN FORMED CAP OVER POLY-CARBONATE FACE WITH SECOND SURFACE
GRAPHICS PER COLORS SHOWN
FONT: ZETA BOLD ITALIC
ALL PAINTING BY CUSTOMER

- SONIC RED: Pantone 192C | 3M 3730-2324 RED
- CABINET/RETAINERS | SONIC BLUE: Pantone 2382C
- CLEAR POLYCARBONATE
- POSTS | SHERWIN WILLIAMS 7067 CITYSCAPE

INSTALLER NOTE:
INSTALLER RESPONSIBLE TO CHOOSE THE
APPROPRIATE FASTENERS PER CONDITIONS

INSTALLATION OF THIS SIGN SHALL CONFORM
TO ARTICLE 600 OF THE NEC, UL 48 AND OR
OTHER APPLICABLE LOCAL CODES, INCLUDING
THE PROPER GROUNDING AND BONDING OF THE SIGN.

THE LOCATION OF THE DISCONNECT SWITCH, AFTER INSTALLATION
SHALL COMPLY WITH ARTICLE 600.6(A) OF THE NEC.

ELECTRICAL REQUIREMENTS		REFER TO PAGE 1 FOR ADDITIONAL ELECTRICAL AND INSTALLATION INFORMATION & REQUIREMENTS
Total: <u>T.B.D.</u> Amps		
# of 120V, 20A Circuits Req'd T.B.D.		
ALL BRANCH CIRCUITS SHALL BE DEDICATED TO SIGNS (INCLUDING GROUND AND		

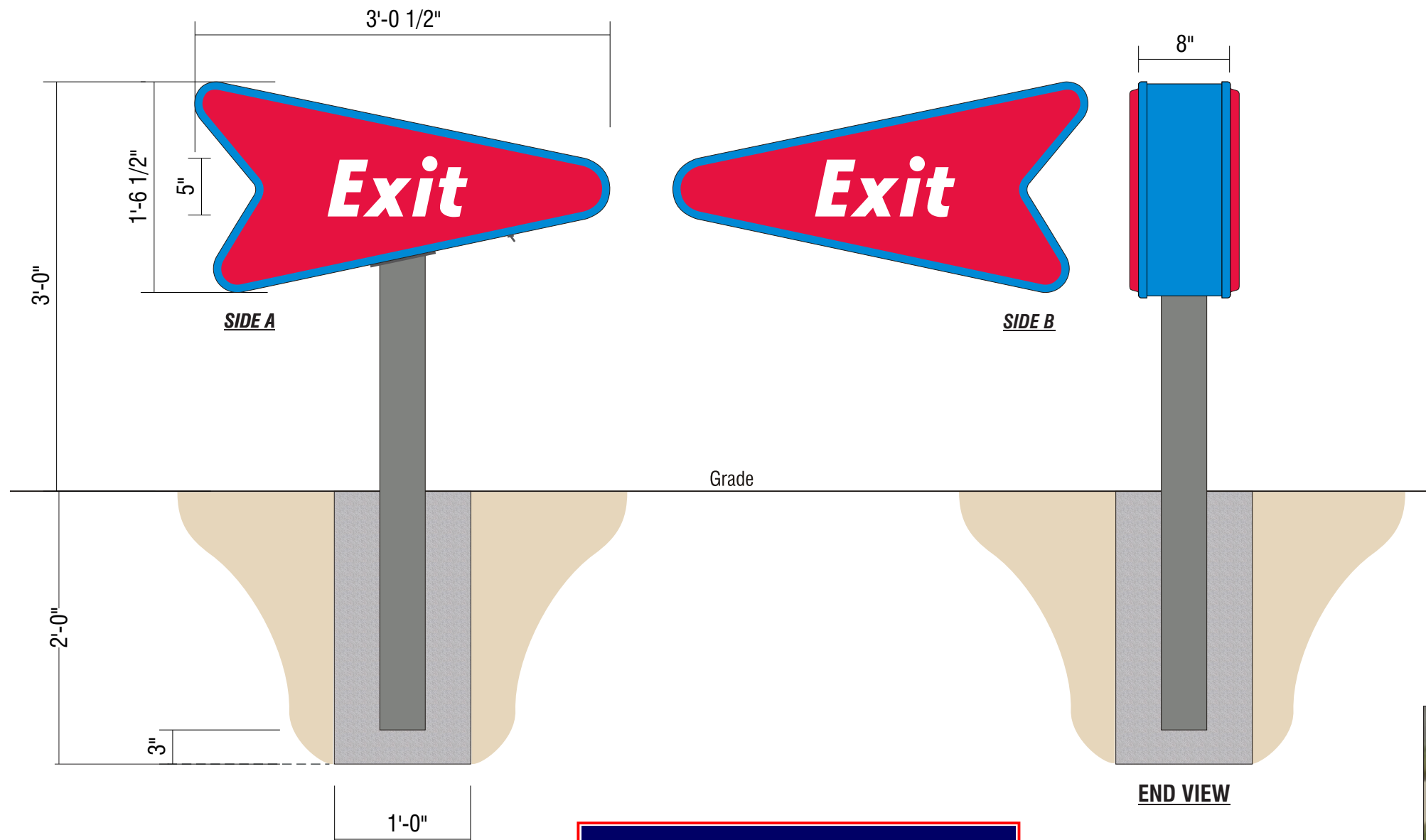


EXISTING (TYPICAL)



PROPOSED (TYPICAL)

FABRICATE & SHIP ONLY



G REPLACEMENT FACES | TWO (2) REQUIRED
SCALE: 1" = 1'-0" 4.2 SQ.FT

SCOPE OF WORK

MANUFACTURE AND SHIP ONLY
FACES: PAN FORMED CAP OVER POLY-CARBONATE FACE WITH SECOND SURFACE
GRAPHICS PER COLORS SHOWN
FONT: ZETA BOLD ITALIC
ALL PAINTING BY CUSTOMER

 SONIC RED: Pantone 192C | 3M 3730-2324 RED

CABINET/RETAINERS | SONIC BLUE: Pantone 2382C

 CLEAR POLYCARBONATE

POSTS | SHERWIN WILLIAMS 7067 CITYSCAPE



EXISTING (TYPICAL)



PROPOSED (TYPICAL)

INSTALLER NOTE:
INSTALLER RESPONSIBLE TO CHOOSE THE
APPROPRIATE FASTENERS PER CONDITIONS

INSTALLER RESPONSIBLE TO CHOOSE THE APPROPRIATE FASTENERS PER CONDITIONS

ELECTRICAL REQUIREMENTS

Total: T.B.D. Amps

of 120V, 20A Circuits Req'd T.B.D.

ALL BRANCH CIRCUITS SHALL
BE DEDICATED TO SIGNS
(INCLUDING GROUND AND

**REFER TO PAGE 1
FOR ADDITIONAL
ELECTRICAL AND
INSTALLATION
INFORMATION &
REQUIREMENTS**

**INSTALLATION OF THIS SIGN SHALL CONFORM
TO ARTICLE 600 OF THE NEC, UL 48 AND OR
OTHER APPLICABLE LOCAL CODES, INCLUDING
THE PROPER GROUNDING AND BONDING OF THE SIGN.**

THE LOCATION OF THE DISCONNECT SWITCH, AFTER INSTALLATION SHALL COMPLY WITH ARTICLE 600.6(A) OF THE NEC.



SIGN COMPANY

www.federalheath.com

1845 Precinct Line Road, Suite 100, Hurst, Texas 76054
T: 817.685.9075 F: 817.685.9103

Revisions:

R1

Colors Depicted In This Rendering May Not Match Actual Finished Materials. Refer To Product Samples For Exact Color Match.

Client Approval/Date: _____

Landlord Approval/Date: _____

Account Rep: Michelle Busing


Project Manager: Tracy L. Roberts

Drawn By: Jake Posadas/CHC



 **Underwriters Laboratories Inc.**  **ELECTRICAL TO USE U.L. LISTED COMPONENTS AND SHALL MEET ALL N.E.C. STANDARDS**



 ELECTRICAL TO USE U.L. LISTED COMPONENTS AND SHALL MEET ALL NEC STANDARDS

ALL ELECTRICAL SIGNS ARE TO COMPLY WITH U.L. 48 AND ARTICLE 600 OF THE N.E.C. STANDARDS, INCLUDING THE PROPER GROUNDING AND BONDING OF ALL SIGNS.

Project / Location:



Store #1711
2013 N. REYNOLDS RD.
BRYANT, AR 72222

Job Number: 23-89166-10

Date: August 8, 2024

Sheet Number: 9 Of 9

Design Number: 23-89166-10

This original drawing is provided as part of a planned project and is not to be exhibited, copied or reproduced without the written permission of Federal Heath Sign Company, LLC or its authorized agent. ©FHSC