

AERIAL SITE PLAN | NTS

SIGN SCHEDULE

- A** GROUND SIGN REPLACEMENT FACE | ONE (1) REQ
- B** WALL SIGN | ONE (1) REQ

GENERAL NOTES

- INSTALLER SHALL VERIFY WALL CONDITIONS IN THE FIELD
- TYPE, SIZE & QUANTITY OF FASTENERS TO BE DETERMINED
- ALL BOLT HOLES TO BE DRILLED OR PUNCHED
- ISOLATE ALL ALUMINUM FROM STEEL.

NEW & REMODEL CONSTRUCTION

ADEQUATE BEHIND THE WALL BACKING AND ACCESS IS REQUIRED FOR THE INSTALLATION OF NEW SIGNAGE. CUSTOMER TO FORWARD APPROVED SIGNAGE DRAWINGS TO THE ON SITE CONTACT TO INSURE THAT THE REQUIRED PROVISIONS ARE MADE DURING CONSTRUCTION, PRIOR TO THE SIGN INSTALLATION.

INSTALLER REQUIREMENTS FOR EIFS WALLS
IT IS THE RESPONSIBILITY OF THE INSTALLATION CONTRACTOR TO PROVIDE ANY WALL SPACERS REQUIRED TO KEEP EIFS WALL MATERIAL FROM BEING COMPACTED DURING INSTALLATION OF ANY MOUNTING BOLTS REQUIRED FOR SIGNAGE.

INSTALLER REQUIREMENTS

ALL INSTALLATION (MOUNTING) HARDWARE AND SECONDARY WIRING COMPONENTS, CONDUIT & CONNECTORS, ETC ARE TO BE PROVIDED BY THE INSTALLATION CONTRACTOR

ALL WALL PENETRATIONS TO BE SEALED WITH SILICONE TO HELP PREVENT MOISTURE PENETRATION @ EXTERIOR LOCATIONS.

ANY DEVIATION FROM FEDERAL HEALTH REQUIREMENTS MAY RESULT IN DAMAGE TO OR IMPROPER OPERATION OF SIGNAGE, CAUSING DELAYS AND ADDITIONAL COSTS.

CUSTOMER TO PROVIDE DEDICATED BRANCH CIRCUITS FOR SIGNS ONLY PER NEC CODE 600.5

ALL BRANCH CIRCUITS FOR SIGNS MUST BE TOTALLY DEDICATED TO SIGNS (INCLUDING DEDICATED GROUND & NEUTRAL, PER CIRCUIT) AND SHALL NOT BE SHARED WITH OTHER LOADS (SUCH AS LIGHTING, A/C and OTHER EQUIPMENT). PROPERLY SIZED GROUND WIRE THAT CAN BE TRACED BACK TO THE BREAKER PANEL IS REQUIRED.

NUMBER AND SIZE OF CIRCUITS FOR EACH SIGN MUST MEET FEDERAL HEALTH SIGN REQUIREMENTS.

ALL ELECTRICAL SIGNS SHALL CONFORM TO THE REQUIREMENTS OF ARTICLE 600 OF THE N.E.C. AND U.L. 48 ALONG WITH OTHER APPLICABLE STATE & LOCAL CODE REQUIREMENTS. THIS INCLUDES PROPER GROUNDING AND BONDING OF THE SIGN

120V - 20 AMP (PRIMARY ELECTRICAL SERVICE) CIRCUITS AND FINAL CONNECTION TO EACH SIGN, TO WITHIN 6 FT TO BE BY THE CUSTOMER'S CERTIFIED ELECTRICIAN. NUMBER AND SIZE OF CIRCUITS FOR EACH SIGN TO MEET FEDERAL HEALTH SIGN COMPANY REQUIREMENTS

WARRANTY NOTICE

CERTAIN ELECTRICAL COMPONENTS OF SIGNS WILL FAIL PREMATURELY IF NOT SHUT OFF FOR A PERIOD OF TIME, ONCE EACH DAY. FOR BEST PERFORMANCE WE RECOMMEND THAT SIGNS BE CONNECTED TO AN AUTOMATIC CONTROLLING DEVICE SUCH AS AN EMERGENCY MANAGEMENT SYSTEM, TIME CLOCK OR PHOTO CELL TO CONTROL THE DAILY SHUT-OFF PERIOD. FAILURE TO FOLLOW THESE RECOMMENDATIONS CAN CAUSE DAMAGE TO ELECTRICAL COMPONENTS OF THE SIGN AND VOID THE WARRANTY. SOME DIMMING DEVICES WILL ADVERSELY AFFECT THE ELECTRICAL COMPONENTS OF THE SIGN IT IS ATTACHED TO, CAUSING FAILURE. ANY DIMMING OF THE SIGN WITHOUT CONSULTATION WITH FEDERAL HEALTH SIGN CO. WILL VOID THE WARRANTY.



VISUAL COMMUNICATIONS

www.FederalHeath.com

PO BOX 153, Clinton, TN 37717

Manufacturing Facilities:
Delaware, OH - Euless, TX - Jacksonville, TX
Racine, WI - Rochester Hills, MI
Office Locations:
Atlanta, GA - Brandon, FL - Indianapolis, IN
Tunica, MS - Daytona Beach, FL - Delaware, OH
Euless, TX - Grafton, WI - Houston, TX
Idaho Falls, ID - Louisville, KY - Ocean Ranch, CA
Racine, WI - Rochester Hills, MI - San Antonio, TX
Tampa, FL - Willowbrook, IL - Orlando, FL

Building Quality Signage Since 1901

Revisions:

R1 5.18.23

R2 BW 6.12.23 Delete opt 1 & B1.

Colors Depicted In This Rendering May Not Match Actual Finished Materials. Refer To Product Samples For Exact Color Match.

Client Approval/Date: _____

Landlord Approval/Date: _____

Account Rep: JOHN BROWN

Project Manager: KRISTI FRANKLIN

Drawn By: CHRIS H CANTRELL

 Underwriters Laboratories Inc.  ELECTRICIAL TO USE U.L. LISTED COMPONENTS AND SHALL MEET ALL N.E.C. STANDARDS
ALL ELECTRICAL SIGNS ARE TO COMPLY WITH U.L. 48 AND ARTICLE 600 OF THE N.E.C. STANDARDS, INCLUDING THE PROPER GROUNDING AND BONDING OF ALL SIGNS.

Project / Location:



STORE #0401
22578 I-30
BRYANT, AR 72022

Job Number: 23-79278-10

Date: 05.17.23

Sheet Number: 1 of 8

Design Number: 23-79278-10 R2


This original drawing is provided as part of a planned project and is not to be exhibited, copied or reproduced without the written permission of Federal Heath Sign Company, LLC or its authorized agent. ©FHSC



EXISTING | SIDE A | NTS




EXISTING | SIDE B | NTS



A PROPOSED | SIDE A | NTS



A PROPOSED | SIDE B | NTS



SIDE A



SIDE B

A REPLACEMENT D/F SIGN PANEL FACE SCALE: 1/2" = 1'-0"
 TWO (2) REQ 32.04 SQ. FT

SCOPE OF WORK:

REMOVE EXISTING SIGN FACE PANEL. EXISTING CABINET AND RETAINERS TO BE PAINTED GRAY AS NOTED

FACE TO BE BLACK ALUMINUM WITH DIGITALLY PRINTED GRAPHICS ON BOTH SIDES AS SHOWN

DIGITALLY PRINTED WITH UV PROTECTIVE COATING

PMS 1788c	PMS 1805c	BLACK	100% WHITE

POLE | CABINET: SHERWIN WILLIAMS
 7068 GRIZZLE GRAY SATIN FINISH

LEAVE ENTERPRISE SIGN- DO NOT REMOVE



EXISTING | SCALE: 3/32" = 1'-0"

SCOPE OF WORK: REMOVE EXISTING LOGO WALL SIGN (SERVICE KING)- CLEAN WALL, FILL HOLED WITH MATCHING SILICONE AND PAINT IMMEDIATE FOOTPRINT. INSTALL NEW SIGN. CHANNEL LETTERSET (COLLISION REPAIR CENTER) - REMOVE CHANNEL LETTERSET AND RACEWAY. CLEAN WALL, FILL HOLES WITH MATCHING SILICONE AND PAINT IMMEDIATE FOOTPRINT.



B PROPOSED | SCALE: 3/32" = 1'-0"



Manufacturing Facilities:
 Delaware, OH - Euless, TX - Jacksonville, TX
 Racine, WI - Rochester Hills, MI
Office Locations:
 Atlanta, GA - Brandon, FL - Indianapolis, IN
 Tunica, MS - Daytona Beach, FL - Delaware, OH
 Euless, TX - Grafton, WI - Houston, TX
 Idaho Falls, ID - Louisville, KY - Ocean Ranch, CA
 Racine, WI - Rochester Hills, MI - San Antonio, TX
 Tampa, FL - Willowbrook, IL - Orlando, FL
Building Quality Signage Since 1901

Revisions:
 R1 5.18.23
 R2 BW 6.12.23 Delete opt 1 & B1.
 Colors Depicted In This Rendering May Not Match Actual Finished Materials. Refer To Product Samples For Exact Color Match.
 Client Approval/Date: _____
 Landlord Approval/Date: _____

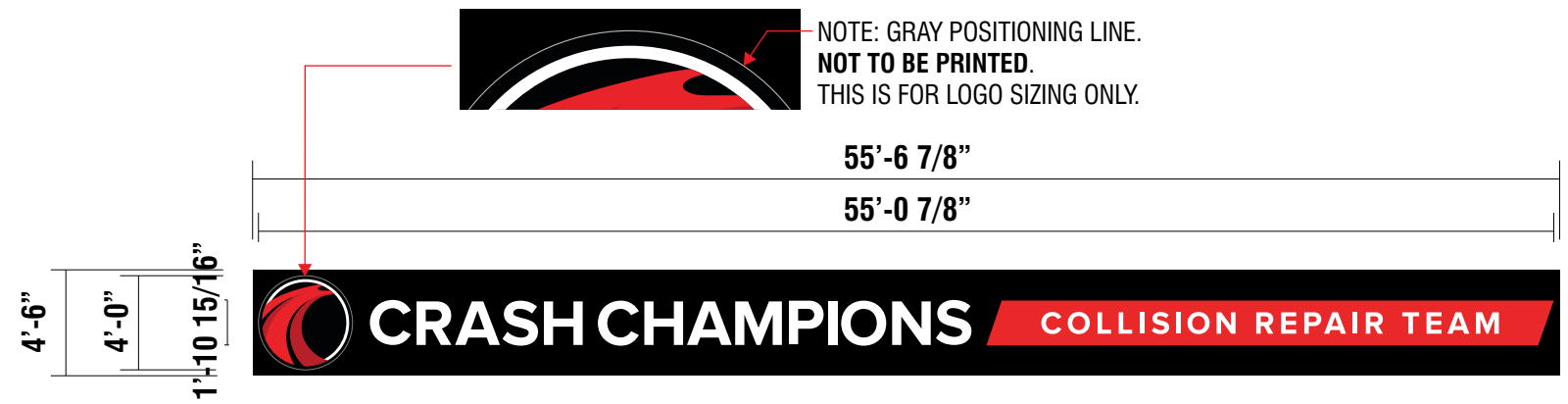
Account Rep: JOHN BROWN
 Project Manager: KRISTI FRANKLIN
 Drawn By: CHRIS H CANTRELL
 Underwriters Laboratories Inc. ELECTRICAL TO USE U.L. LISTED COMPONENTS AND SHALL MEET ALL N.E.C. STANDARDS
 ALL ELECTRICAL SIGNS ARE TO COMPLY WITH U.L. 48 AND ARTICLE 600 OF THE N.E.C. STANDARDS, INCLUDING THE PROPER GROUNDING AND BONDING OF ALL SIGNS.

Project / Location:

 STORE #0401
 22578 I-30
 BRYANT, AR 72022

Job Number: 23-79278-10
 Date: 05.17.23
 Sheet Number: 4 Of 8
 Design Number: 23-79278-10 R2

This original drawing is provided as part of a planned project and is not to be exhibited, copied or reproduced without the written permission of Federal Heath Sign Company, LLC or its authorized agent. ©FHSC



NOTE: GRAY POSITIONING LINE. NOT TO BE PRINTED. THIS IS FOR LOGO SIZING ONLY.

NOTE: BACKGROUND PANEL WILL BE SEAMED DUE TO SIZE

B INTERNALLY ILLUMINATED LOGO & LETTERSET ON PANEL | ONE (1) REQ
SCALE: 1/8" = 1'-0" 250.08 SQ FT

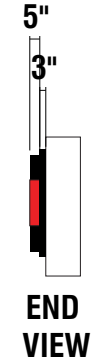
SCOPE OF WORK:

CHANNEL LOGO: 5" DEEP .040 PRE-FINISHED ALUMINUM LOGO CABINET. SATIN BLACK RETURNS & TRIMCAP. 3/16" WHITE ACRYLIC FACE. DIGITAL PRINT OVERLAY. BLACK PRINTED BORDER TO BE ON FACE AND RUN UNDER TRIMCAP. WHITE LEDS. INSTALL FLUSH TO BACKER.

CRASH CHAMPIONS CHANNEL LETTERS: 5" DEEP .040 PRE-FINISHED ALUMINUM CHANNEL LETTERS. SATIN BLACK RETURNS AND TRIM CAP. 3/16" WHITE ACRYLIC FACE. WHITE LEDS. INSTALL FLUSH TO BACKER.

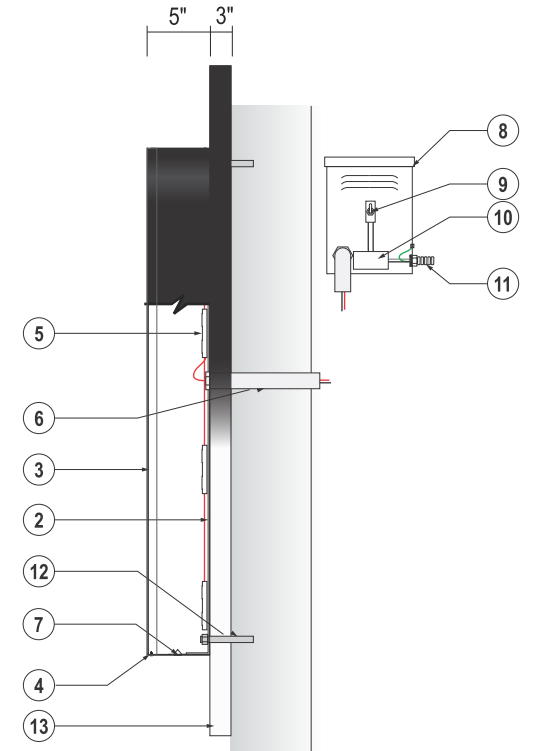
COLLISION REPAIR TEAM TAG LINE CABINET: 5" DEEP .040 PRE-FINISHED ALUMINUM CHANNEL TAG LINE. SATIN RED RETURNS AND TRIM CAP. 3/16" WHITE ACRYLIC FACE WITH DIGITAL PRINT OVERLAY PMS 1788C. COPY WILL REVERSE OUT WHITE. INTERNAL WHITE LEDS. CABINET INSTALL FLUSH TO BACKER.

ALUMINUM BACKER: 3" DEEP ALUMINUM BACKER PANEL/WIREWAY TO BE PAINTED BLACK PC AND INSTALLS FLUSH TO WALL



FABRICATION TO BE AS NOTED TO MATCH CUSTOMER SIGN PROGRAM AND EXISTING SITES

- 2. ACM BACKS / LETTER LOCKED TO RETURNS
- 4. TRIM CAP TO BE 1" PRE-FINISHED JEWELITE CHEMICALLY BONDED TO FACES (SEAMS AT THE TOP)
LOGO: BLACK TRIM CAP
CRASH: BLACK TRIM CAP
CHAMPIONS: BLACK TRIM CAP
COLLISION REPAIR TEAM CABINET: RED TRIM CAP
- 5. WHITE LED MODULES
- 6. RIGID PASS-THRU FOR LOW VOLTAGE LED WIRING
- 7. 1/4" WEEP HOLES WITH LIGHT BAFFLES (EXTERIOR APPLICATIONS ONLY)
- 8. ETL COMPLIANT ENCLOSURE FOR LED POWER SUPPLIES +/- 18"L X 7"H, REMOTE LOCATED
- 9. DISCONNECT SWITCH
- 10. LED POWER SUPPLIES
- 11. PRIMARY ELECTRICAL
- 12. CORROSION RESISTANT FASTENERS PER CONDITIONS
- 13. ALUM. BACKGROUND PANEL/WIREWAY



CROSS SECTION VIEW
SCALE: NTS



- PRINT COLORS
- DIGITALLY PRINTED COLORS
- DP-2** PRINT TO MATCH PMS 1788C ON 3M WHITE TRANSLUCENT VINYL
 - DP-3** PRINT TO MATCH PMS 1805C ON 3M WHITE TRANSLUCENT VINYL
 - DP-4** PRINT TO MATCH BLACK PC ON 3M WHITE TRANSLUCENT VINYL

INSTALLER NOTE:
INSTALLER RESPONSIBLE TO CHOOSE THE APPROPRIATE FASTENERS PER THE WALL TYPE

ELECTRICAL REQUIREMENTS	REFER TO PAGE 1 FOR ADDITIONAL ELECTRICAL AND INSTALLATION INFORMATION & REQUIREMENTS
Total: <u>T.B.D.</u> Amps	
# of 120V, 20A Circuits Req'd T.B.D.	
ALL BRANCH CIRCUITS SHALL BE DEDICATED TO SIGNS (INCLUDING GROUND AND NEUTRAL) AND SHALL NOT BE SHARED WITH OTHER LOADS.	

INSTALLATION OF THIS SIGN SHALL CONFORM TO ARTICLE 600 OF THE NEC, UL 48 AND OR OTHER APPLICABLE LOCAL CODES, INCLUDING THE PROPER GROUNDING AND BONDING OF THE SIGN.

THE LOCATION OF THE DISCONNECT SWITCH, AFTER INSTALLATION SHALL COMPLY WITH ARTICLE 600.6(A) OF THE NEC.

THE FOLLOWING SIGNS ARE TYPICAL ON ALL SITES

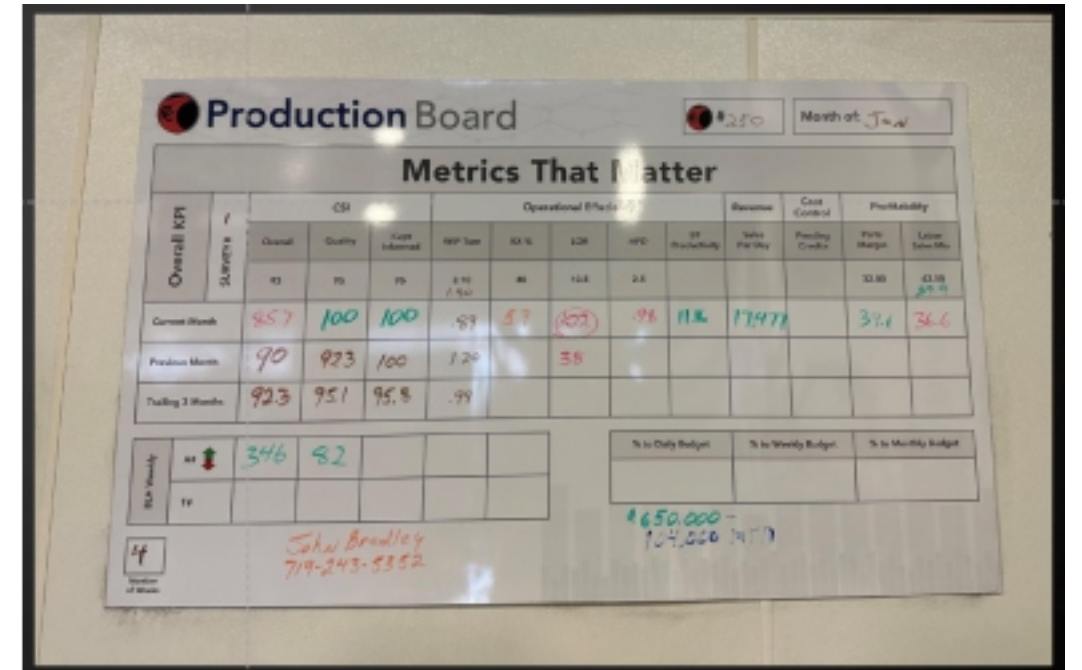
INSTALL AGENT TO REMOVE SIGN(S), REMOVE HARDWARE AND TURN INTO THE FRONT DESK IF SIGNS ARE STILL ON SITE



ANY SANDWICH BOARDS







RATES SIGN



PRODUCTION BOARDS

LEAVE- NO CHANGE

DESIGN NOTE- UPDATE THE LEAVE PHOTOS TO SITE SPECIFIC PHOTOS



SCOPE: REMOVAL ONLY

WALL SIGNS- PRO MODEL, CROWN LOGO OR AREA ID'S LIKE REFINISHING DEPT, BODY, SANITATION STATION, ETC. REMOVE SIGNS AND FILL HOLES WITH WATER RESISTANT SILICONE IF ON A WALL.

-IF ON A CHAIN, REMOVE CHAINS ALONG WITH SIGN.

-IF ON A POLE AND BOLTED DOWN REMOVE THE POLE.

-IF IT IS A MOVABLE SIGN THE KIND WITH THE BIG BASE THAT GETS FILLED WITH WATER OR SAND, WE WILL WANT TO RECOMMEND REMOVAL OF THE ENTIRE SIGN.

-IF SIGNS ARE IN A GRASSY AREA, CUT POLE TO GRADE AND COVER WITH DIRT.



Revisions:

R1 5.18.23

R2 BW 6.12.23 Delete opt 1 & B1.

Colors Depicted In This Rendering May Not Match Actual Finished Materials. Refer To Product Samples For Exact Color Match.

Client Approval/Date: _____

Landlord Approval/Date: _____

Account Rep: **JOHN BROWN**

Project Manager: **KRISTI FRANKLIN**

Drawn By: **CHRIS H CANTRELL**

UL Underwriters Laboratories Inc. **nec** ELECTRICAL TO USE U.L. LISTED COMPONENTS AND SHALL MEET ALL N.E.C. STANDARDS
ALL ELECTRICAL SIGNS ARE TO COMPLY WITH U.L. 48 AND ARTICLE 600 OF THE N.E.C. STANDARDS, INCLUDING THE PROPER GROUNDING AND BONDING OF ALL SIGNS.

Project / Location:



STORE #0401
22578 I-30
BRYANT, AR 72022

Job Number: **23-79278-10**

Date: **05.17.23**

Sheet Number: **8** Of **8**

Design Number: **23-79278-10 R2**