

# ROAD RUNNER BRYANT - STORE #1043

90% ARCHITECTURAL CDS  
06.08.2022

**FENNELL | PURIFOY**  
ARCHITECTS  
100 RIVER BLUFF DRIVE, SUITE 320 - LITTLE ROCK, AR 72202  
T 501.372.6734 - F 501.372.6736



ROAD RUNNER BRYANT - STORE #1043  
23190 I-30, Bryant, AR 72022

REVISIONS:

90% ARCHITECTURAL CDS  
06.08.2022

COVERSHEET  
A0.0

# CODE RESEARCH

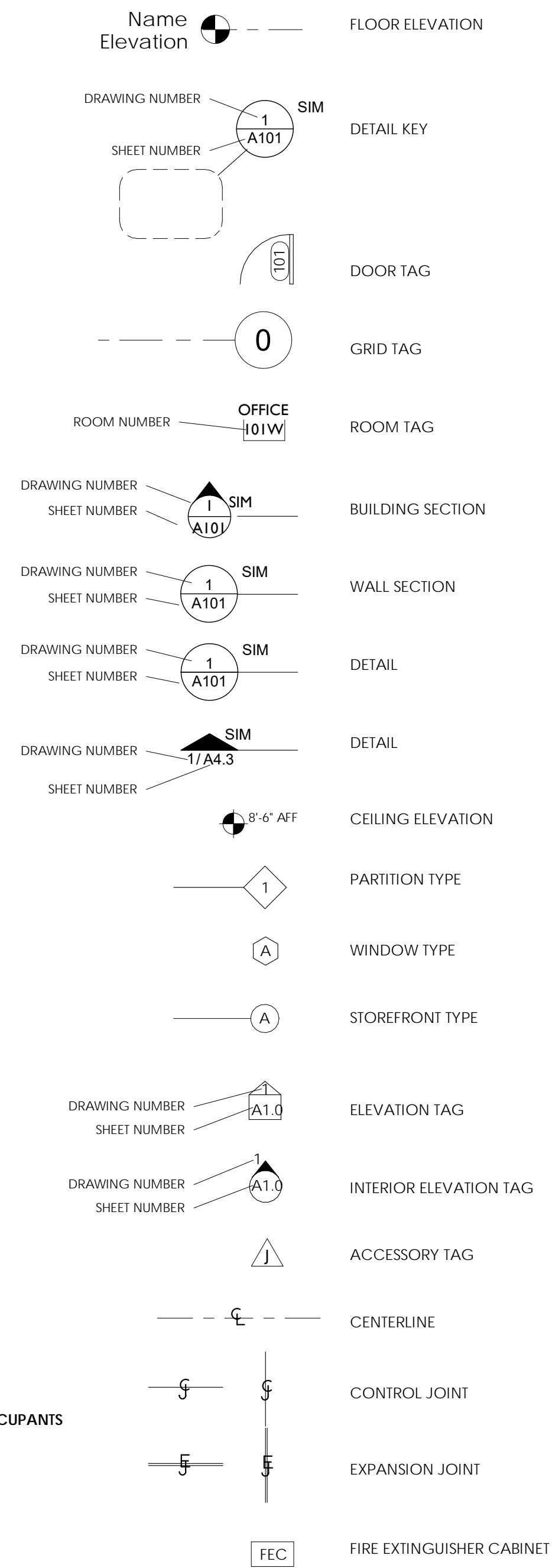
## Applicable Codes:

**Building Code:** 2012 International Building Code (IBC)  
**Fire Code:** 2012 Arkansas Fire Prevention Code (AFPC) with appendices A, B, C, D, E, F, G  
**Accessibility Standard:** ICC/ANSI A117.1 - 2009 as referenced by the 2012 AFPC, Vol. 2, Ch. 11  
**Energy Code:** 2014 Arkansas Energy Code  
**Plumbing Code:** 2006 Arkansas Plumbing Code with appendices A, B, C, D, E, F, G, H  
**Mechanical Code:** 2010 Arkansas Mechanical Code with appendix A and 2010 revisions  
**Electrical Code:** 2017 National Electrical Code

## Building Code Requirements:

**Occupancy (309.1):** Group M (Mercantile)  
**Allowable Area (Table 503):** Tabular building area per story in accordance with Table 503 for Group M is 9,000 s.f. (for unsprinkled Type VB construction).  
**Actual Area:** 2,752 s.f.  
**Construction Type:** Type VB Unsprinklered  
**Fire-Resistance Rating Requirements for Building Elements (Table 601 & 602):**  
 Primary Structural Frame: 0 hr  
 Exterior Bearing Walls: 0 hr  
 Interior Bearing Walls: 0 hr  
 Nonbearing Exterior Walls: 0 hr  
 Non bearing Interior Walls: 0 hr  
 Floor Construction: 0 hr  
 Roof Construction: 0 hr  
**Interior Wall and Ceiling Finish Requirements by Occupancy (Table 803.9):**  
 Interior Exit Passageways: A  
 Corridors: B  
 Rooms & Enclosed Spaces: C  
**Interior Floor Finish Requirements:** See 804.4  
**Occupant Load (Table 1004.1.2):** 35 occupants  
**Means of Egress Required Capacity based on Occupant Load (1005.3):** 6.8 in. total  
**Size of Doors (1008.1):** Minimum of 32 in. clear width  
**Common Path of Egress Travel (Table 1014.3):** The common path of egress travel shall not be greater than 75 ft.  
**Maximum Occupant Load with One Exit or Exit Access Doorway (Table 1015.1):** 49  
**Exit Access Travel Distance (Table 1016.2):** 200 ft.  
**Corridor Fire-Resistance Rating (Table 1018.1):** 1 hr  
**Minimum Corridor Width (Table 1018.2):** 44 in.  
**Minimum Number of Required Plumbing Fixtures (Table 2902.1):**  
 Water Closets: 1 (1 per 500 occupants)  
 Lavatories: 1 (1 per 750 occupants)  
 Drinking Fountains: 0 (According to IPC 410.4 Substitution)  
 Other: 1 service sink

# SYMBOL LEGEND



# CONSULTANTS

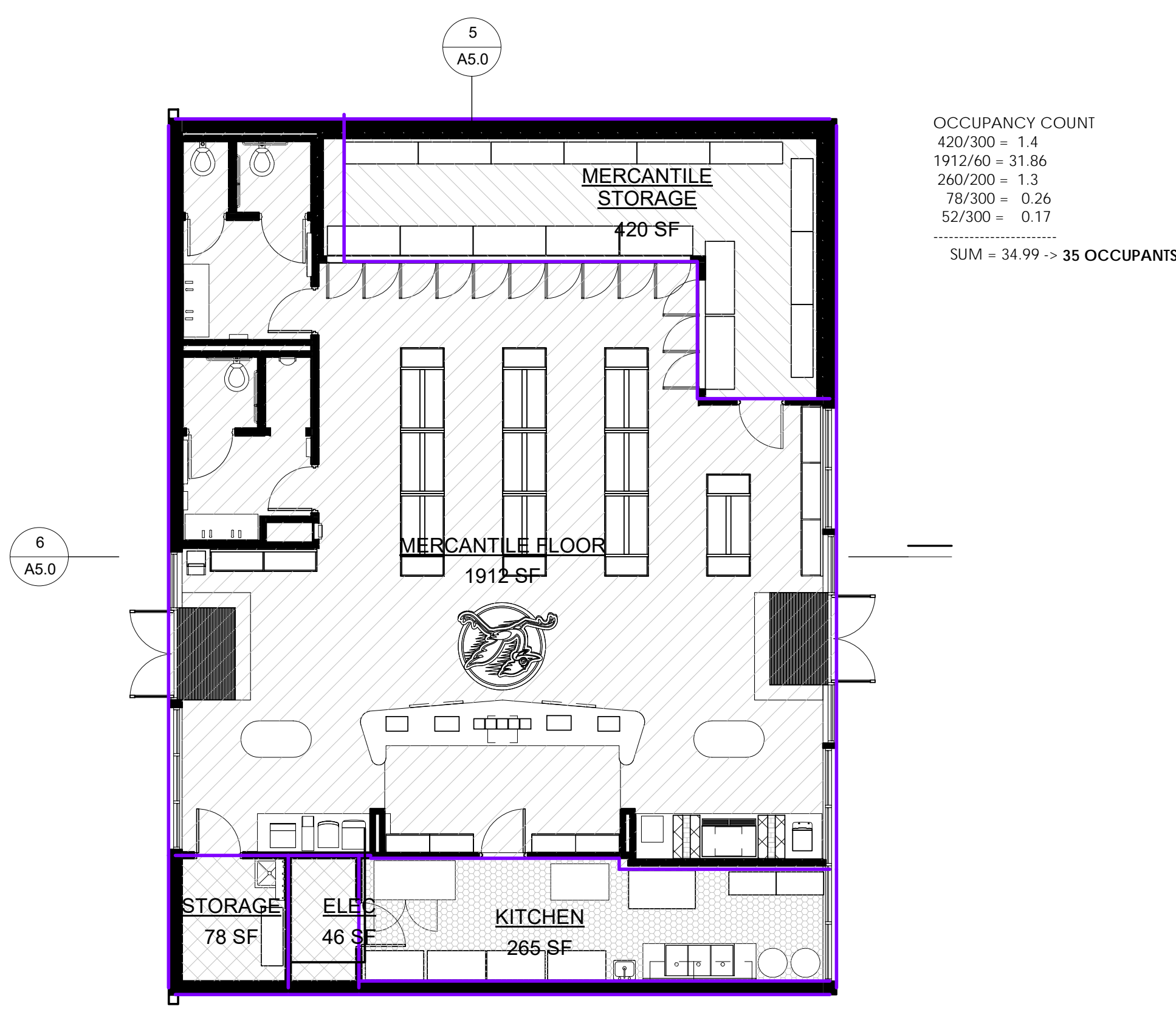
**MECHANICAL / ELECTRICAL / PLUMBING**  
 BROWN ENGINEERS  
 17200 CHENAL PARKWAY  
 SUITE 300 PMB 324  
 LITTLE ROCK, AR 72223  
 (501) 448-0100

**STRUCTURAL**  
 ECI  
 401 W Capitol Ave # 305  
 Little Rock, AR 72201  
 (501) 376-3752  
 (501) 376-7314

**CIVIL**  
 JOE WHITE & ASSOCIATES, INC.  
 25 Rahling Circle, Suite A-2  
 Little Rock, AR 72223  
 (501) 214-9141

# DRAWING INDEX

A0.0 COVERSHEET  
 A0.1 PROJECT INFO AND CODE RESEARCH  
 A1.0 FLOOR PLANS  
 A1.1 EQUIPMENT PLAN  
 A3.0 ENLARGED FLOOR PLAN  
 A4.1 ROOF DETAILS  
 A5.0 ELEVATIONS & BUILDING SECTIONS  
 A6.0 WALL SECTIONS  
 A7.0 INTERIOR ELEVATIONS  
 A8.0 TYPES & SCHEDULES  
 A10.0 FINISH PLAN, SCHEDULE, & DETAILS  
 A10.1 INTERIOR VIEWS

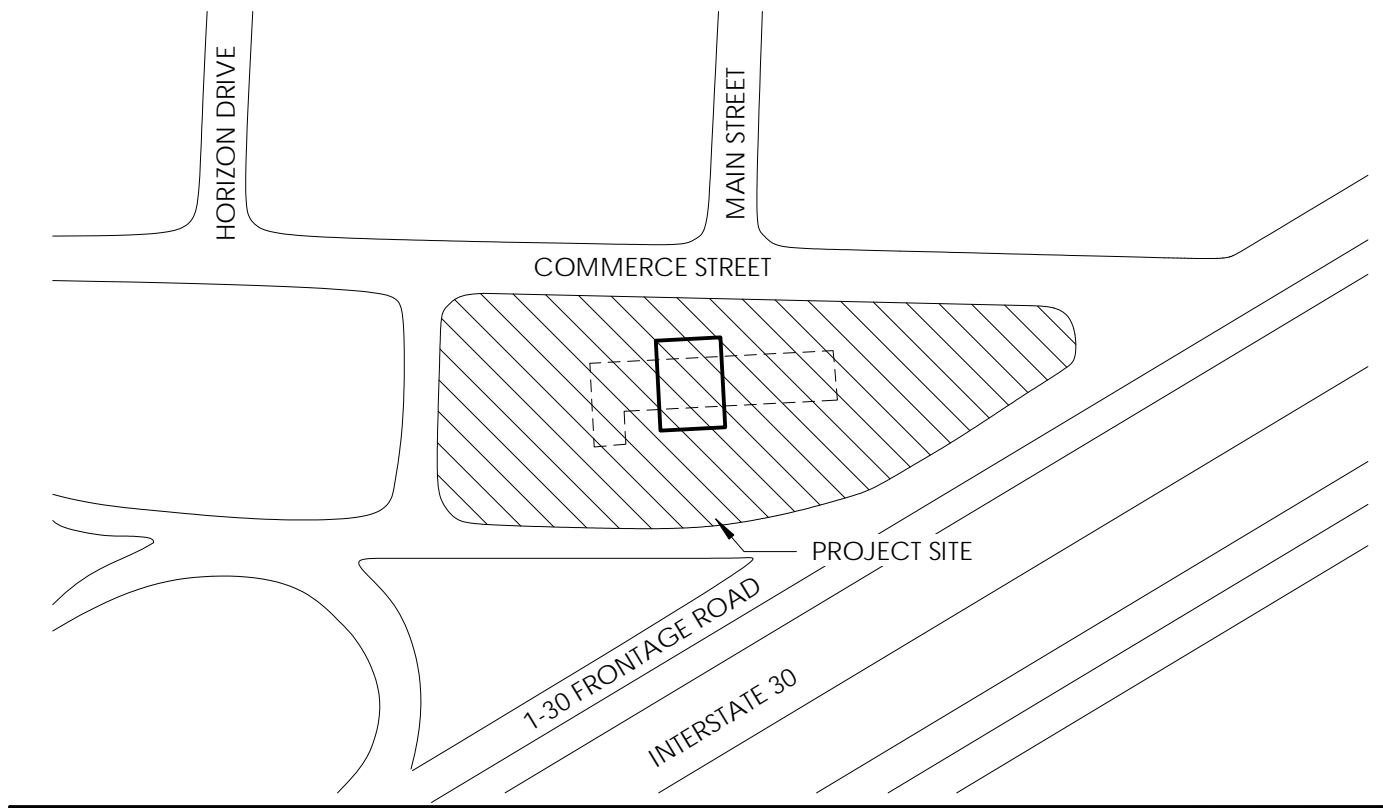


# GENERAL NOTES

- DO NOT SCALE DRAWINGS. WRITTEN DIMENSIONS SHALL ESTABLISH LOCATION OF ALL PARTITIONS. LARGER SCALE DRAWINGS HAVE PRIORITY OVER SMALLER SCALE DRAWINGS. CONTRACTOR TO NOTIFY ARCHITECT OF ANY DISCREPANCIES IN THE DRAWINGS BEFORE PROCEEDING WITH CONSTRUCTION.
- NOTES TO "ALIGN" SHALL MEAN TO ALIGN FINISHED FACE OF PARTITION UNLESS OTHERWISE NOTED AND SHALL HAVE PRIORITY OVER A DIMENSIONED LOCATION.
- PROVIDE FIRE RETARDANT TREATED WOOD BLOCKING OR METAL BLOCKING AS SHOWN OR AS REQUIRED FOR ATTACHMENT OF WALL MOUNTED HARDWARE, TOILET ACCESSORIES, CASEWORK, MILLWORK, FINISH CARPENTRY AND WHEREVER ELSE IT MAY BE REQUIRED FOR THE SECURE ATTACHMENT OF ADJOINING WORK REFER TO SPECIFICATION SECTION 061000 FOR SPECIFICS ON WOOD BLOCKING.
- PLAN DIMENSIONS SHOWN ARE TO FACE OF STUD, UNLESS NOTED OTHERWISE ON DETAILS.
- LIGHT SWITCHES MAY BE MOUNTED NO HIGHER THAN 48" ABOVE FINISHED FLOOR IN ORDER TO COMPLY WITH ADA REQUIREMENTS.
- INSTALL FLOOR & OVERHEAD TRACKS IN CONT. BEAD OF ACOUSTICAL SEALANT. INSTALL ELEC. BOXES ON OPPOSITE SIDES OF WALL 24" APART MIN. INSTALL ACOUSTIC BATT INSULATION BETWEEN STUDS AS REQUIRED TO ACHIEVE STC RATING PER PARTITION SCHEDULE. INSULATE BETWEEN STUDS AND HOLLOW METAL FRAMES-TYP FOR ALL.
- MAINTAIN FIRE RATING AT RECESSED PANELS AND CABINETS.
- CONTRACTOR SHALL NOTIFY ARCHITECT IMMEDIATELY OF ANY DISCREPANCIES FOUND IN THE CONTRACT DOCUMENTS. WORK PERFORMED WITHOUT CLARIFICATION FROM ARCHITECT IS ENTIRELY AT CONTRACTOR'S RISK.

**SAFETY NOTICE TO CONTRACTOR**  
 IN ACCORDANCE WITH GENERALLY ACCEPTED CONSTRUCTION PRACTICES, THE CONTRACTOR WILL BE SOLELY AND COMPLETELY RESPONSIBLE FOR CONDITIONS OF THE JOBSITE, INCLUDING SAFETY OF ALL PERSONS AND PROPERTY DURING PERFORMANCE OF THE WORK. THIS REQUIREMENT WILL APPLY CONTINUOUSLY AND NOT BE LIMITED TO NORMAL WORKING HOURS.  
 THE DUTY OF THE ARCHITECT IS TO CONDUCT CONSTRUCTION OBSERVATION OF THE CONTRACTOR'S PERFORMANCE AND IS NOT INTENDED TO INCLUDE REVIEW OF THE ADEQUACY OF THE CONTRACTOR'S SAFETY MEASURES, IN, OR NEAR THE CONSTRUCTION SITE.  
**OWNERSHIP OF DOCUMENTS**  
 THESE DOCUMENTS, AND THE DESIGNS INCORPORATED HEREIN, AS AN INSTRUMENT OF PROFESSIONAL SERVICES, ARE THE PROPERTY OF FENNEL PURIFOY ARCHITECTS, P.L.C. AND ARE NOT TO BE USED IN WHOLE OR IN PART, FOR ANY OTHER PROJECT WITHOUT WRITTEN AUTHORIZATION OF FENNEL PURIFOY ARCHITECTS, P.L.C.


# VICINITY MAP



# 2 LIFE SAFETY PLAN

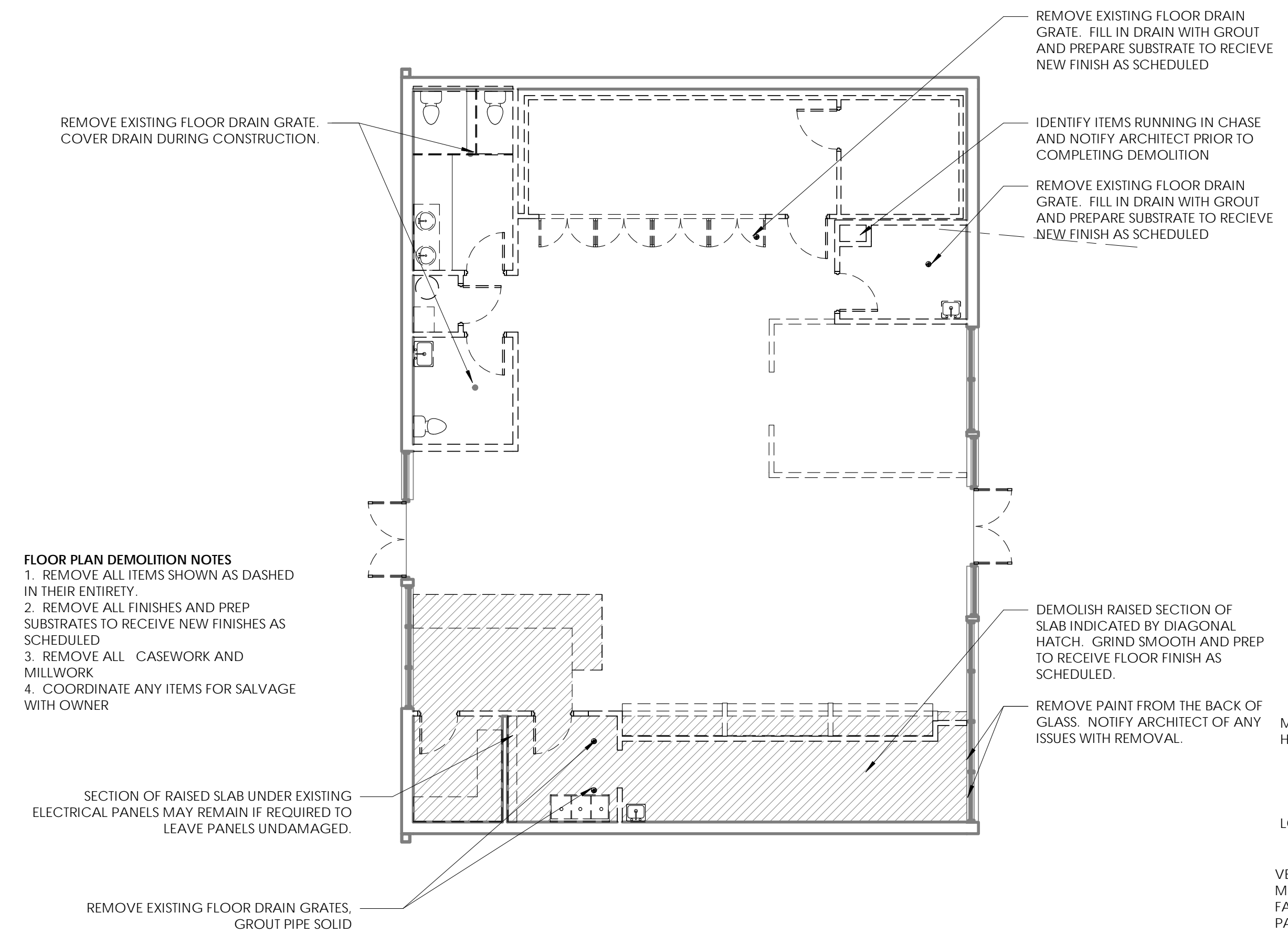
1/8" = 1'-0"

**FENNEL PURIFOY ARCHITECTS**  
 100 RIVER BLUFF DRIVE, SUITE 320 - LITTLE ROCK, AR 72202  
 T 501.372.6734 - F 501.372.6736

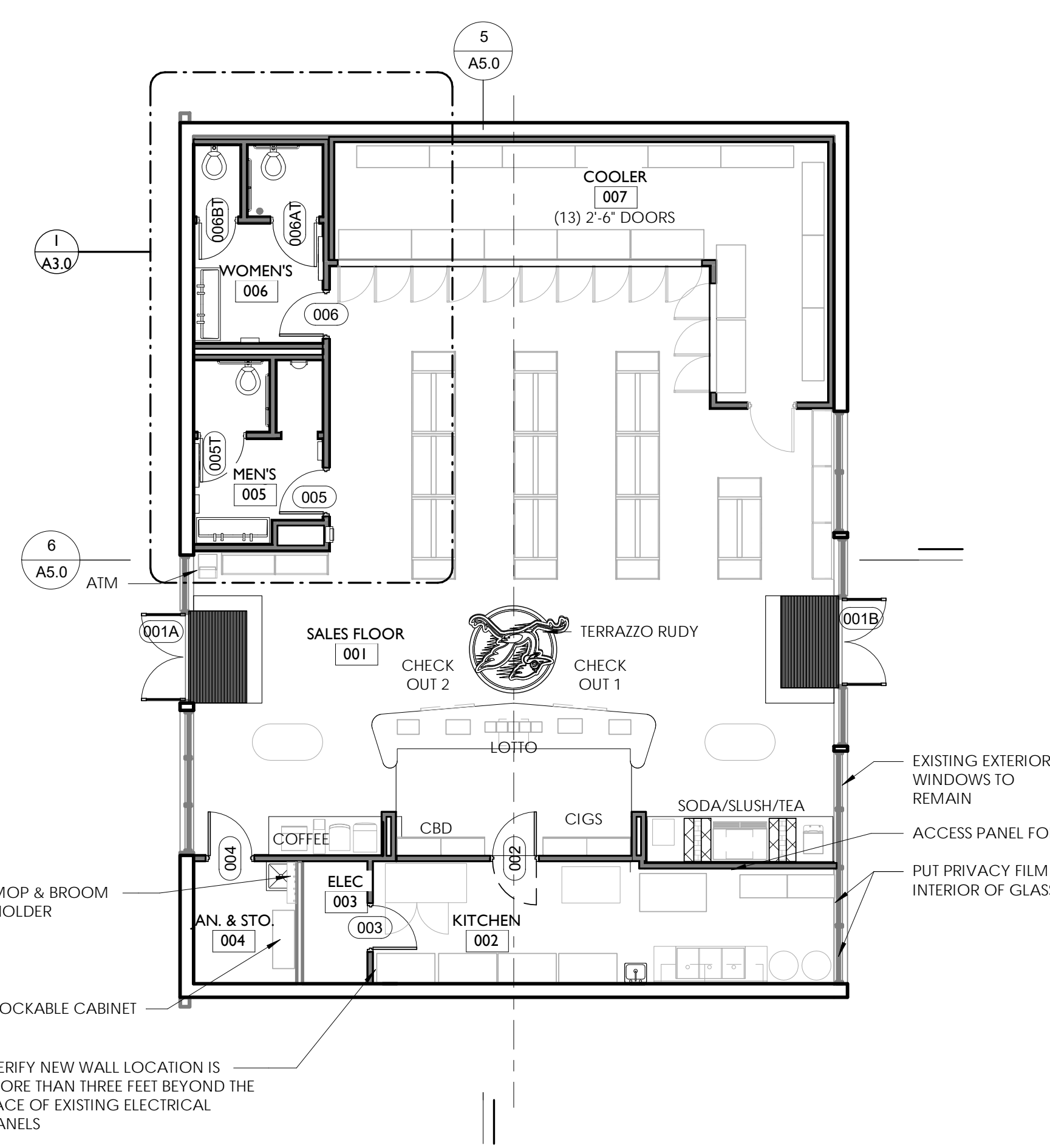


ROAD RUNNER BRYANT - STORE #1043  
 23190 I-30, Bryant, AR 72022

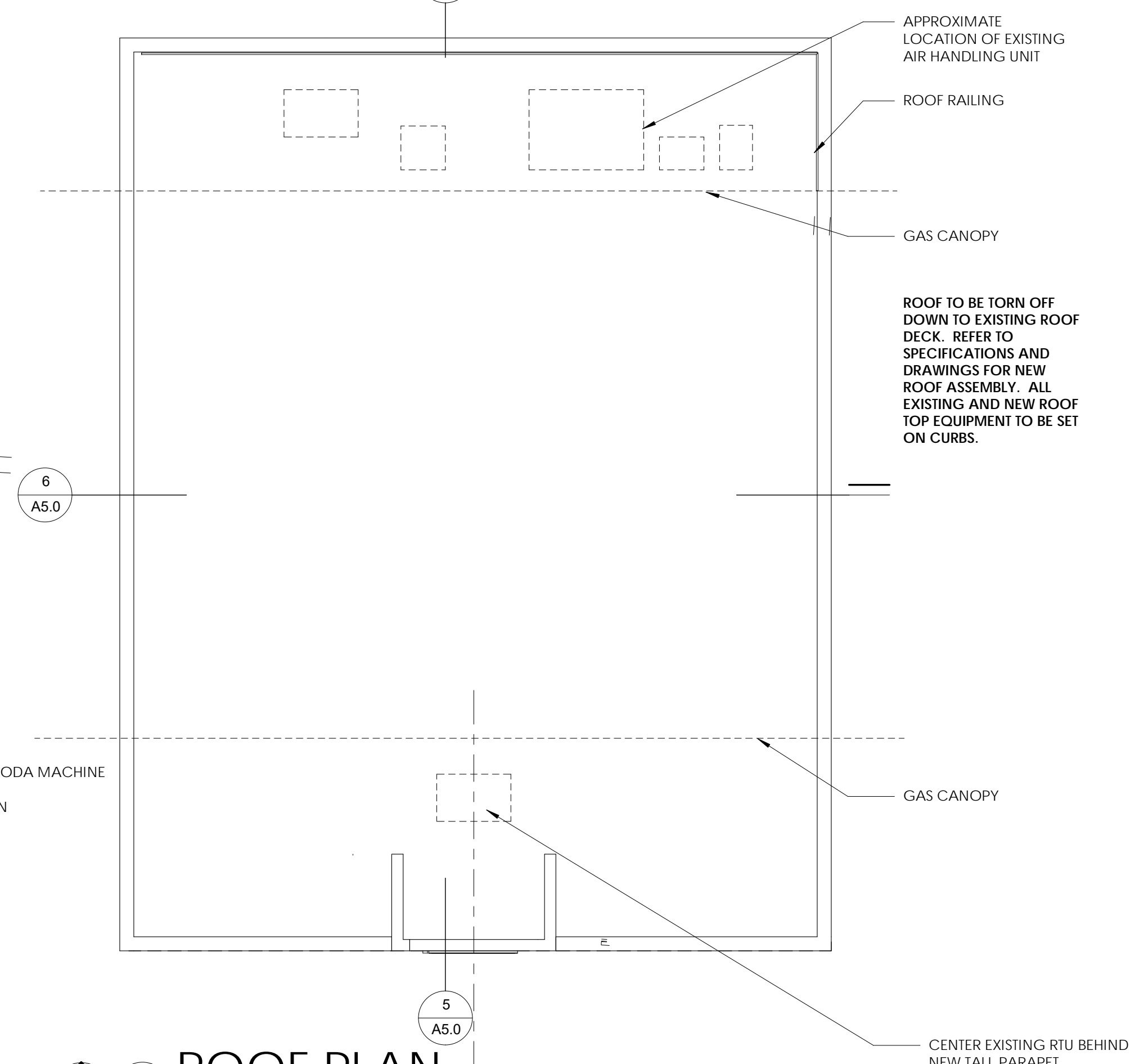
PROJECT INFO AND CODE RESEARCH  
 90% ARCHITECTURAL CDS  
 REVISIONS:  
 06.08.2022  
 A0.1



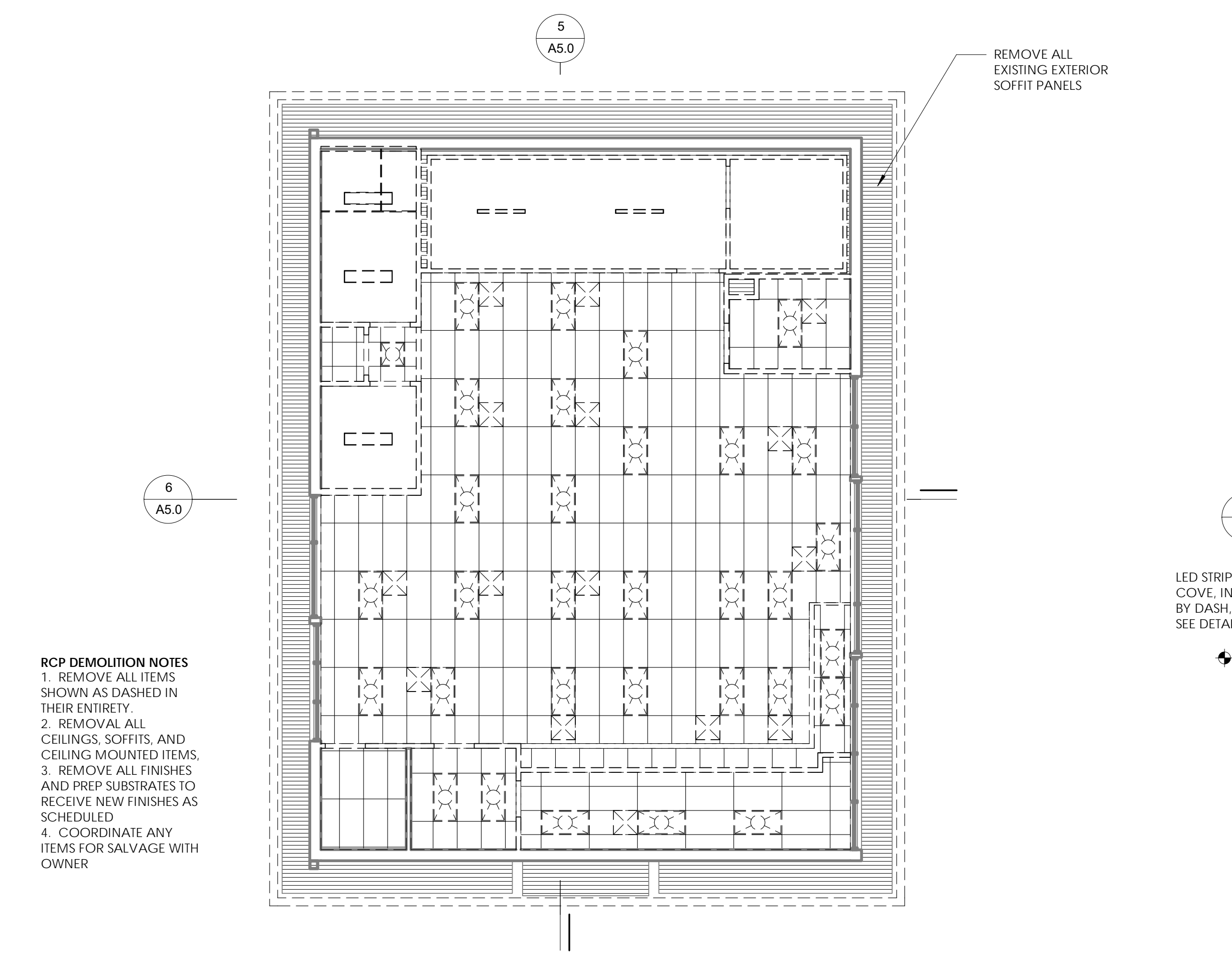
1 FLOOR PLAN - DEMO  
1/8" = 1'-0"



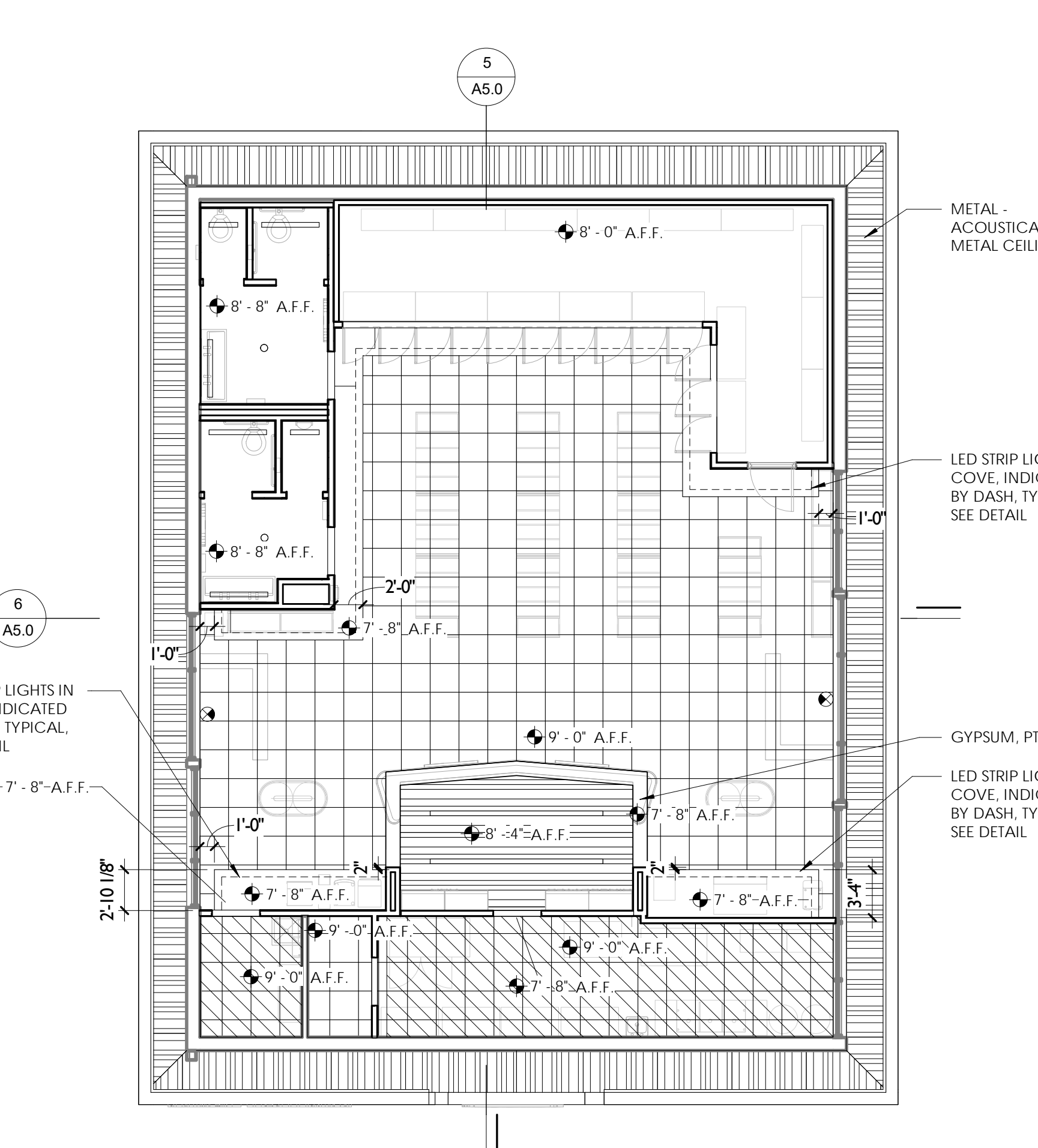
2 FLOOR PLAN - NEW CONSTRUCTION  
1/8" = 1'-0"



5 ROOF PLAN  
1/8" = 1'-0"



3 REFLECTED CEILING PLAN - DEMO  
1/8" = 1'-0"



4 REFLECTED CEILING PLAN - NEW CONSTRUCTION  
1/8" = 1'-0"

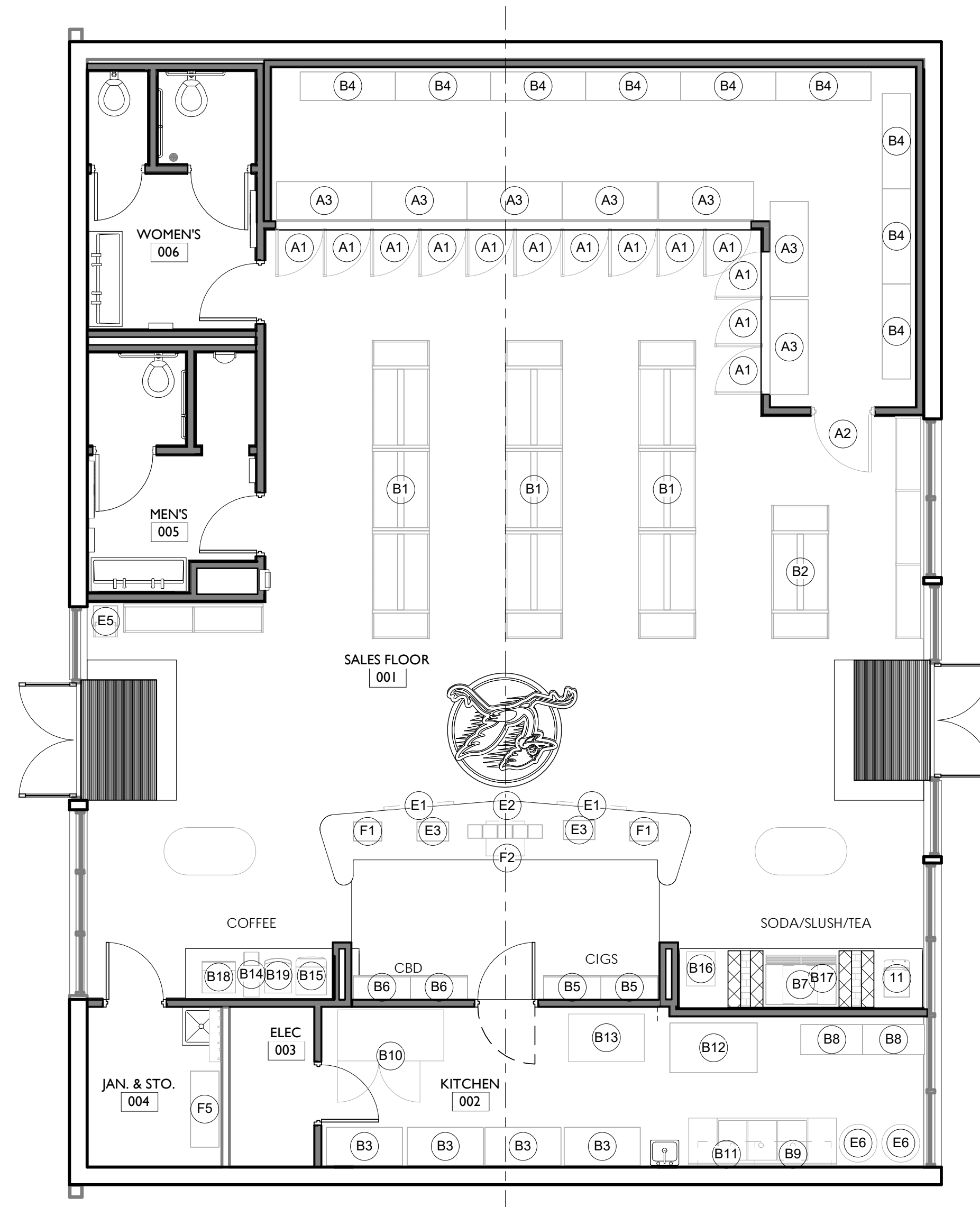
CEILING TYPES	
	GYP - GYPSUM BOARD PAINT
	ACT 1 - 2X2 SUSPENDED ACOUSTICAL TILE
	ACT 2 - 2X2 SUSPENDED VINYL-COATED ACOUSTICAL TILE
	METAL - ACOUSTIC METAL CEILING

LIGHTING FIXTURE TYPES	
	12' LINEAR RECESSED
	4' LINEAR RECESSED
	2' LINEAR RECESSED
	1'X4' SURFACE MOUNTED
	2X2 LAY IN FIXTURE
	6' RECESSED CAN LIGHT
	4' RECESSED CAN LIGHT
	EXIT SIGN
	EXTERIOR WALL PACK

**COLOR SCHEDULE:**  
PT-1 HEAVY TONED ACCENT COLOR  
UNLESS OTHERWISE INDICATED ON FINISH PLAN, INTERIOR ELEVATIONS, OR RCP AS AN ACCENT COLOR, "GYPSUM BOARD, PAINT" SHALL REFER TO A LIGHT TONED FIELD COLOR

**FENNEL | PURIFOY**  
ARCHITECTS  
100 RIVER BLUFF DRIVE, SUITE 320 - LITTLE ROCK, AR 72202  
T 501.372.6734 - F 501.372.6736



Equipment Schedule A - Owner Provided (Diamond State) - contact Jimmy Hilpert						
Type Mark	Description	Manufacturer	Model	Count	Supply	Comments
A1	REACH IN DOORS	ANTHONY	INFINITY 090, 30"X75"	13	OFOI	SILL HEIGHT 6"
A2	COOLER ACCESS DOOR			1	OFOI	
A3	DISPLAY SHELVING			7		

Equipment Schedule B - Owner Provided (Tipton Equipment) - contact Tim Tipton (501-764-0300)						
Type Mark	Description	Manufacturer	Model	Count	Supply	Comments
B1	GONDOLA SHELVING UNITS			3	OF/OI	DES END CAPS; PROVIDE POWER AT FLOOR
B2	GONDOLA SHELVING UNITS			7	OF/OI	DES END CAPS; PROVIDE POWER AT FLOOR
B3	WIRE SHELVING	NEXEL	18487EP	4	OF/OI	
B4	WIRE SHELVING	NEXEL	18607EP	9	OF/OI	
B5	CIGARETTE DISPLAY RACK	HARBOR	3'	2	OF/OI	ADJUST TO 86" HIGH
B6	CBD RACK	HARBOR	3'	2	OF/OI	ADJUST TO 86" HIGH
B7	ICE MACHINE	HOSHIZAKI AMERICA	FD-650MAJ	1	OF/CI	
B8	BIB RACK	TAPRITE	3W INCLINED	2	OF/CI	
B9	WALL SHELF	BK RESOURCES	BKWS-1648	1	OF/CI	
B10	REFRIGERATED PIZZA PREP	TURBO AIR	TPR-67SD-N	1	OF/CI	
B11	WALL SHELF	BK RESOURCES	BKWS-1636	1	OF/CI	
B12	PIZZA OVEN	LINCOLN	DCTI-V	1	OF/CI	INCLUDE STAND
B13	WORK TABLE	BK RESOURCES	VIT-4830	1	OF/OI	
B14	COLD BREW DISPENSER	STOK	230	1	OF/CI	VERIFY POWER/WATER REQUIREMENTS WITH OWNER
B15	CAPPUCCINO MACHINE	CURTIS	PCGT5	1	OF/CI	VERIFY POWER/WATER REQUIREMENTS WITH OWNER
B16	TEA DISPENSER	TEARZZERS	SMARTBREW MACHINE	1	OF/CI	VERIFY POWER/WATER REQUIREMENTS WITH OWNER
B17	BEVERAGE DISPENSER	LANCER	44 SENSATION	1	OF/CI	
B18	CREAM DISPENSER	BSG	CREAM & SWEETENER STATION	1	OF/CI	BY GROCERY SUPPLY
B19	COFFEE MACHINE	SCHAERER	SCA 1	1	OF/CI	VERIFY POWER/WATER REQUIREMENTS WITH OWNER

Equipment Schedule E - Owner Provided (Other Third Party)						
Type Mark	Description	Manufacturer	Model	Count	Supply	Comments
E1	DIGITAL MENU BOARD SYSTEM	PSFBRANDS		2	OF/CI	44.2"X25.5"X3"
E2	LOTTO DISPLAY	-	-	5	OF/CI	BY LOCAL LOTTERY COMM.
E3	LOTTO EQUIPMENT	-	-	2	OF/CI	BY LOCAL LOTTERY COMM., INCLUDES: PRINTER, PHOTON, AND BARCODE READER
E5	ATM	GENMEGA	G2500	1		
E6	CO2 TANK	NUCO2	CARBO-MIZER 450	2	OF/CI	

Equipment Schedule F - Owner Provided (Coulson Oil)						
Type Mark	Description	Manufacturer	Model	Count	Supply	Comments
F1	CASH REGISTER CONSOLE			2	OF/OI	
F2	SAFE	TIDEL	GENERATION 4 STANDARD CASSETTE	1	OF/CI	
F5	LOCKING METAL CABINET			1	OF/OI	

**ROAD RUNNER BRYANT - STORE #1043**  
 23190 I-30, Bryant, AR 72022

REVISIONS:

90% ARCHITECTURAL CDS  
 06.08.2022











EQUIPMENT PLAN  
**A1.1**

**FENNEL PURIFOY**  
 ARCHITECTS  
 100 RIVER BLUFF DRIVE, SUITE 320 - LITTLE ROCK, AR 72202  
 T 501.372.6734 - F 501.372.6736



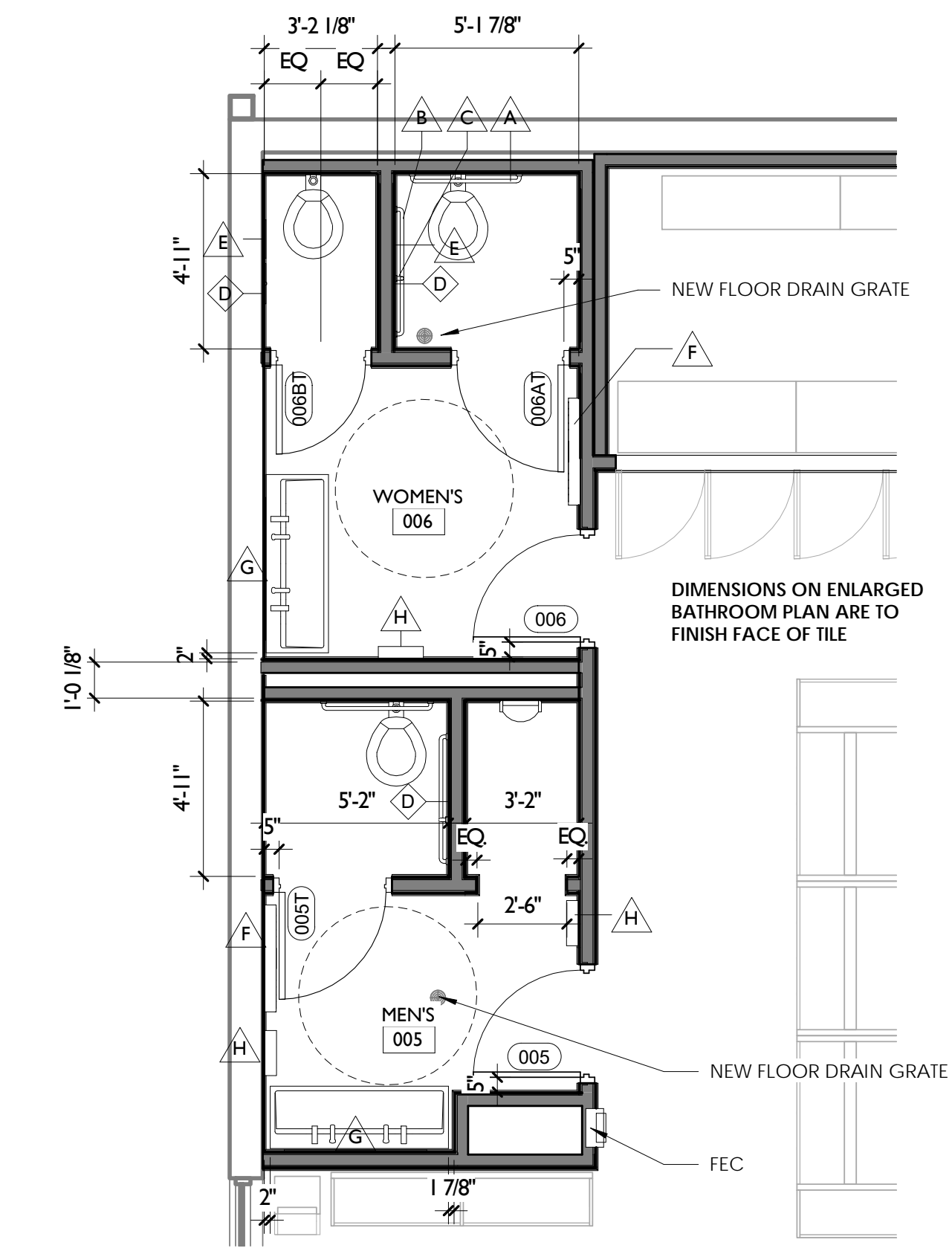
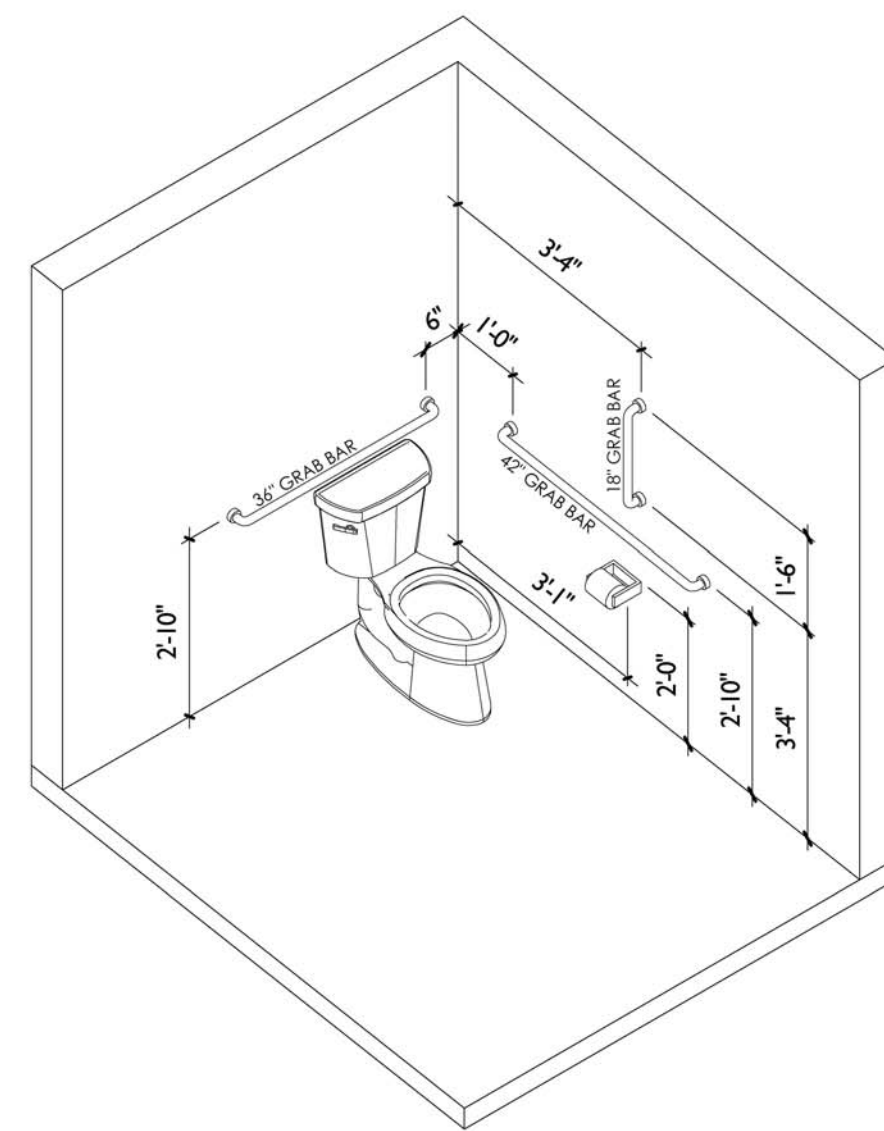
5.6.21

ACCESSORY SCHEDULE

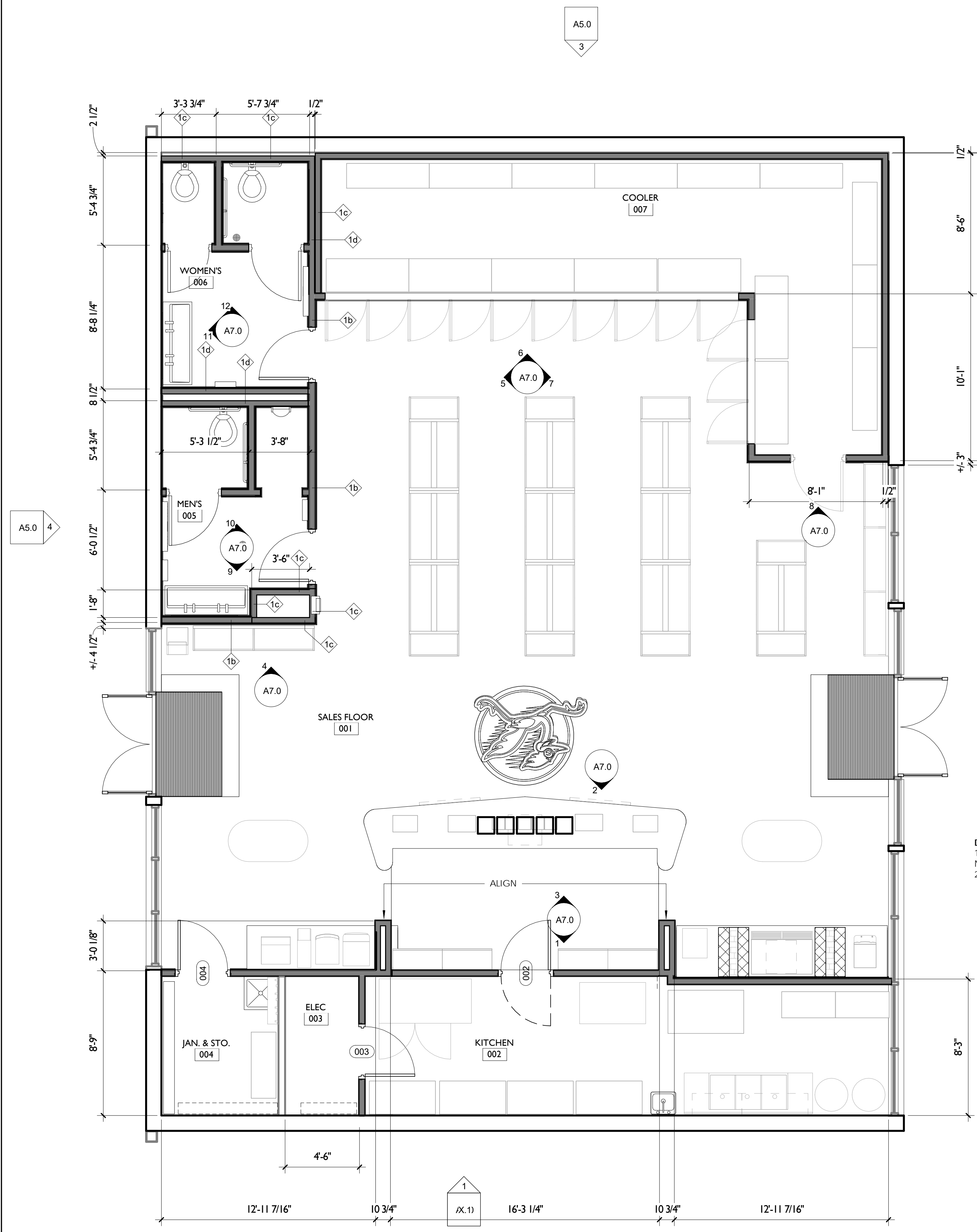
-  36" GRAB BAR
-  42" GRAB BAR
-  18" GRAB BAR
-  TOILET PAPER DISPENSER, BY SOUTHEAST CHEMICAL (NIC)
-  SANITARY NAPKIN DISPOSAL
-  BABY CHANGING STATION
-  48"x48" FRAMELESS MIRROR
-  PAPER TOWEL DISPENSER & TRASH RECEPTACLE
-  NOT USED
-  AUTOMATIC PAPER TOWEL DISPENSER, BY SOUTHEAST CHEMICAL (NIC)

- ACCESSORY NOTES:**
- LAY OUT ACCESSORIES PRIOR TO INSTALLATION TO INDENIFY ANY CONFLICTS, NOTIFY ARCHITECT OF ANY CONFLICTS
  - PROVIDE APPROPRIATE BLOCKING PER MANUFACTURER'S INSTRUCTIONS, INCLUDING BLOCKING FOR ACCESSORIES THAT ARE NIC

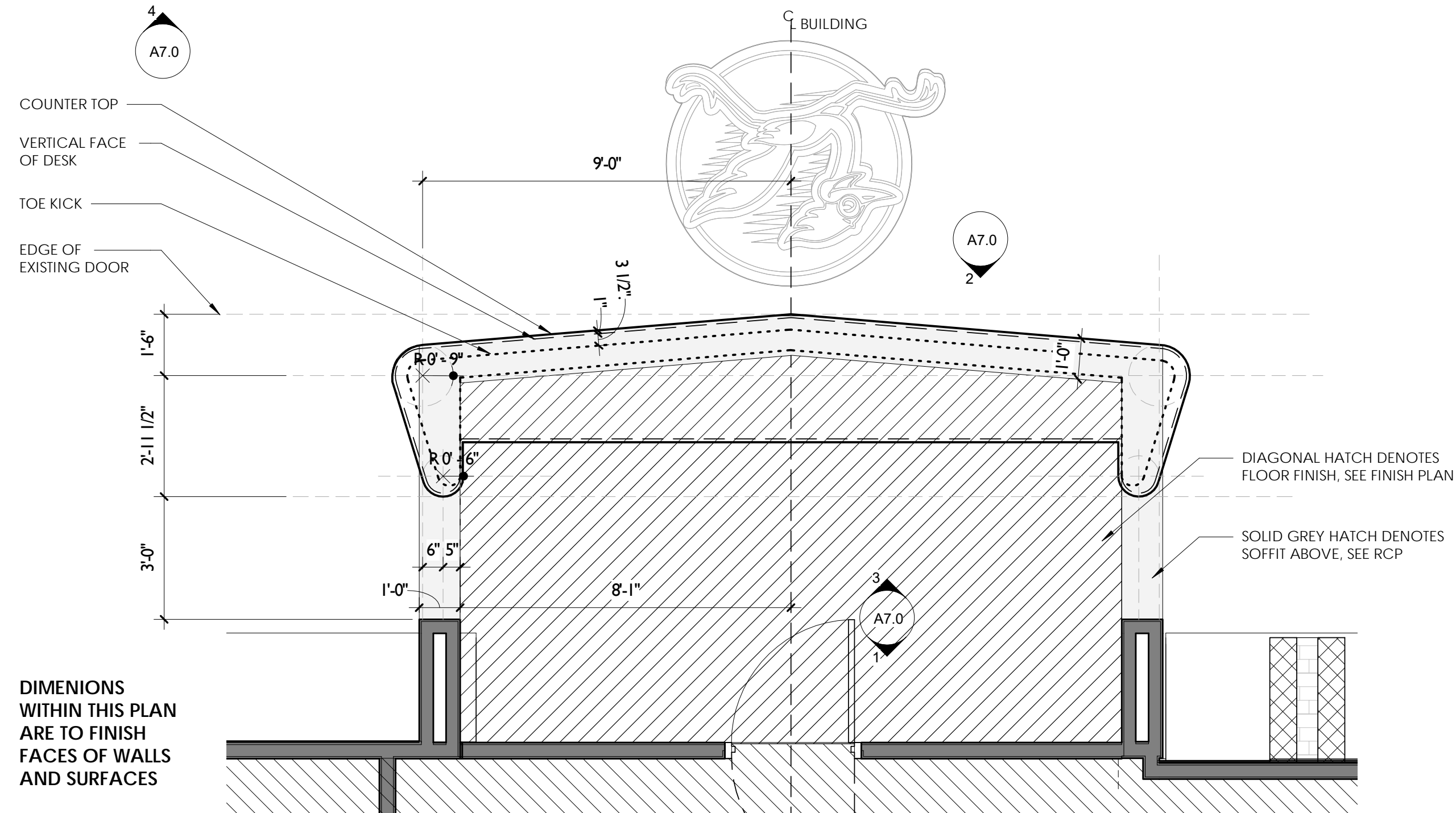
TYPICAL TOILET ACCESSORY CLEARANCES AND HEIGHTS



1 ENLARGED BATHROOM PLAN  
1/4" = 1'-0"

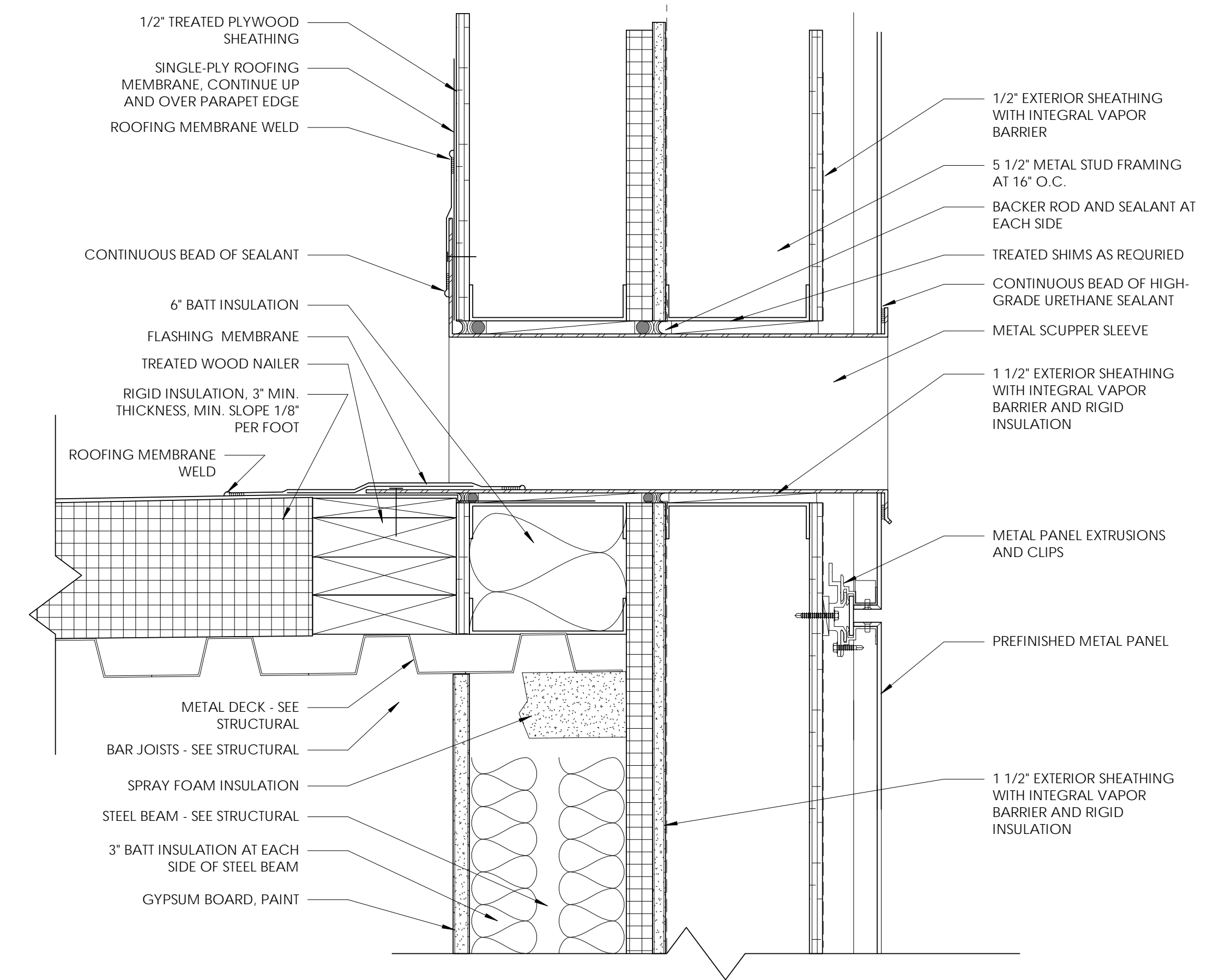


**DIMENSION PLAN NOTES**  
1. ALL PARTITION TYPES TO BE P1A UNLESS NOTED OTHERWISE  
2. ALL DIMENSIONS ARE TO FACE OF STUD

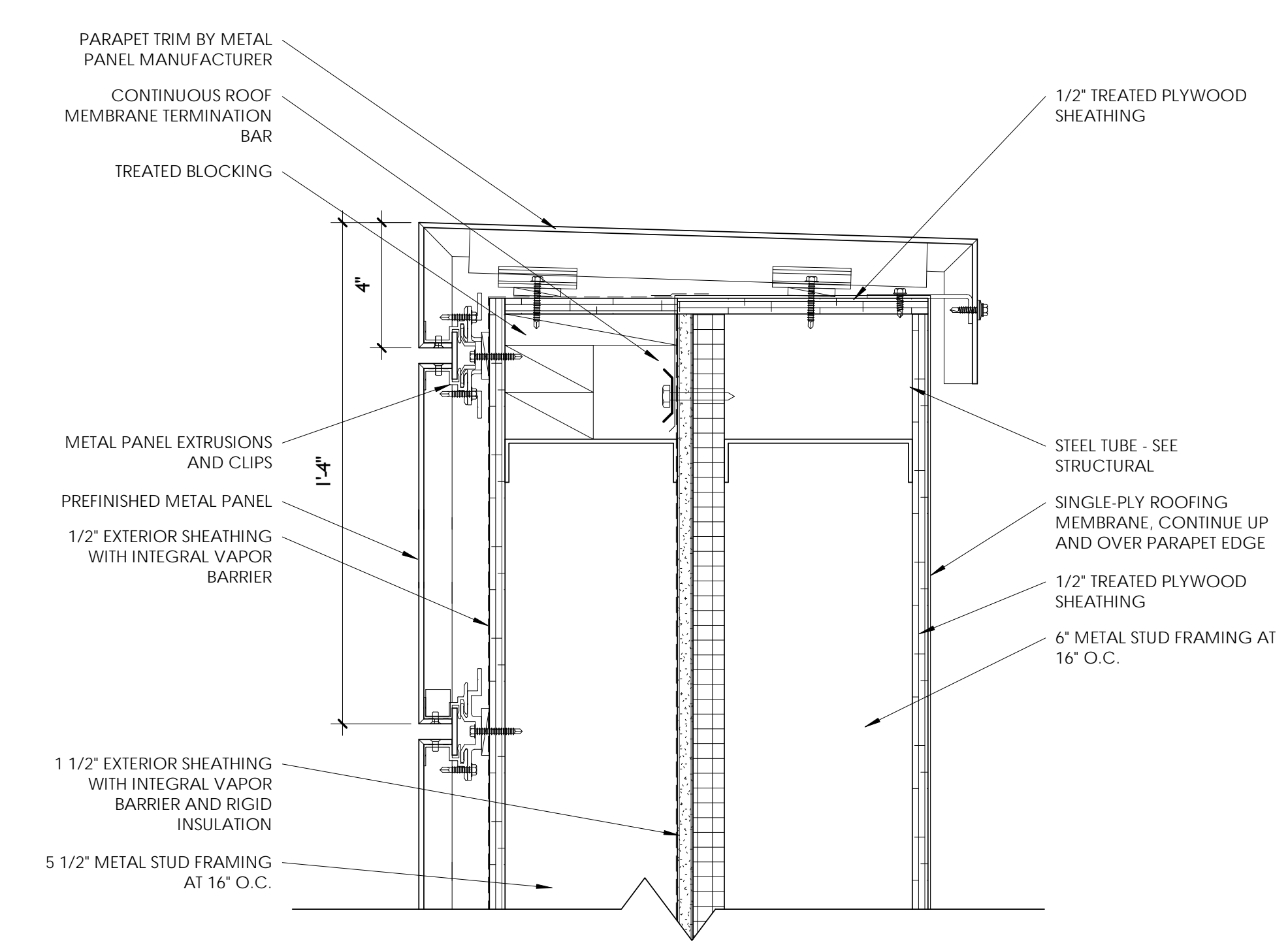


3 CHECK OUT DESK  
3/8" = 1'-0"

2 FLOOR PLAN - DIMENSION PLAN  
1/4" = 1'-0"

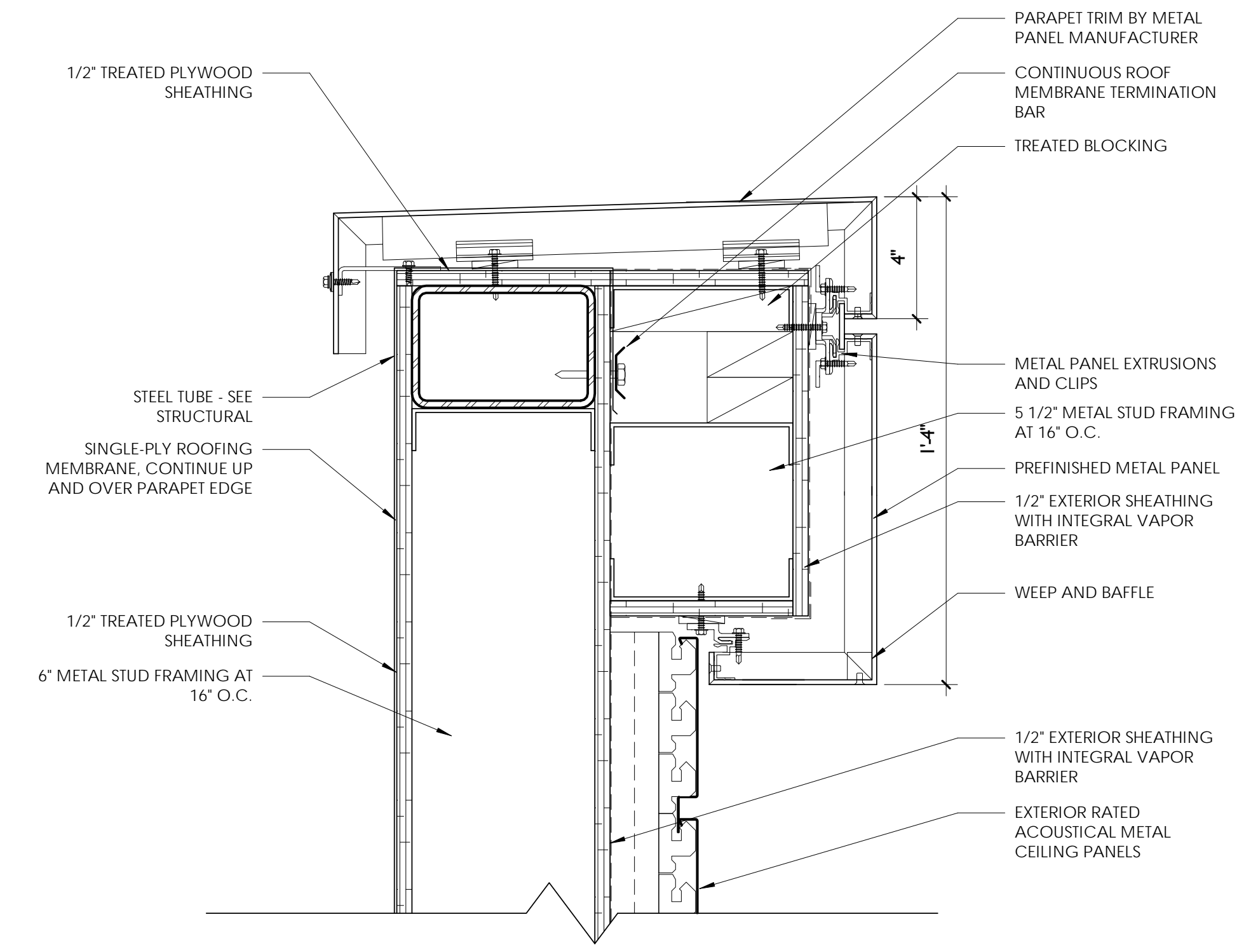


② OVERFLOW WALL SCUPPER  
3" = 1'-0"



① METAL PARAPET TYPICAL  
3" = 1'-0"

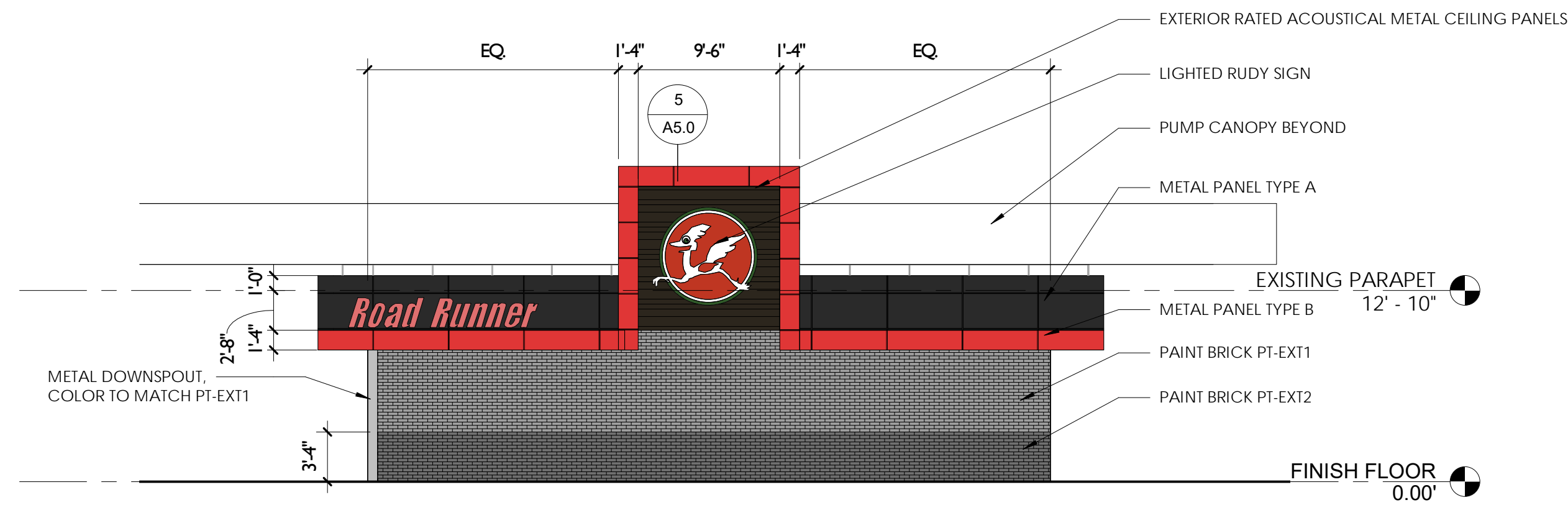
③ ROOF DETAIL  
3" = 1'-0"



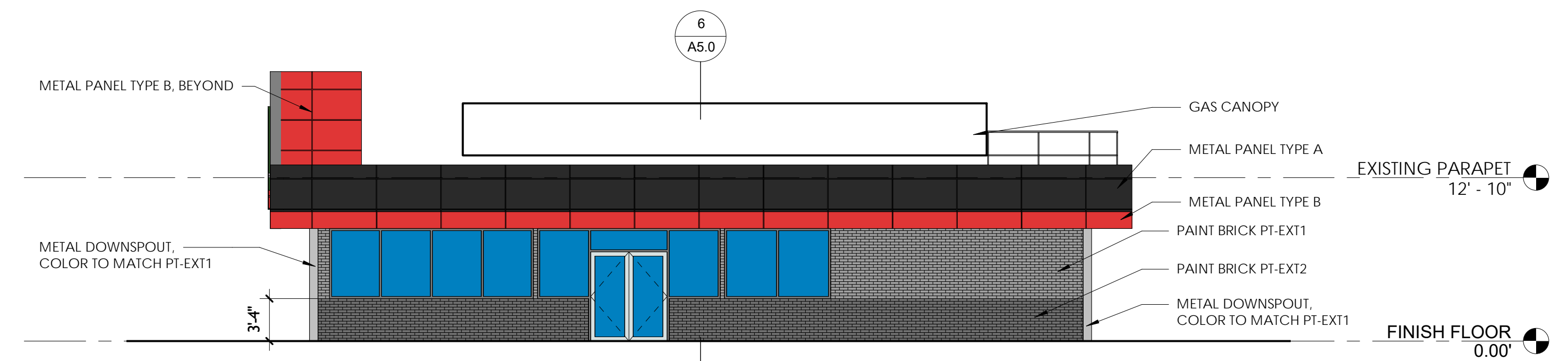
**FENNEL | PURIFOY**  
ARCHITECTS  
100 RIVER BLUFF DRIVE, SUITE 320 - LITTLE ROCK, AR 72202  
T 501.372.6734 - F 501.372.6736

5.6.21

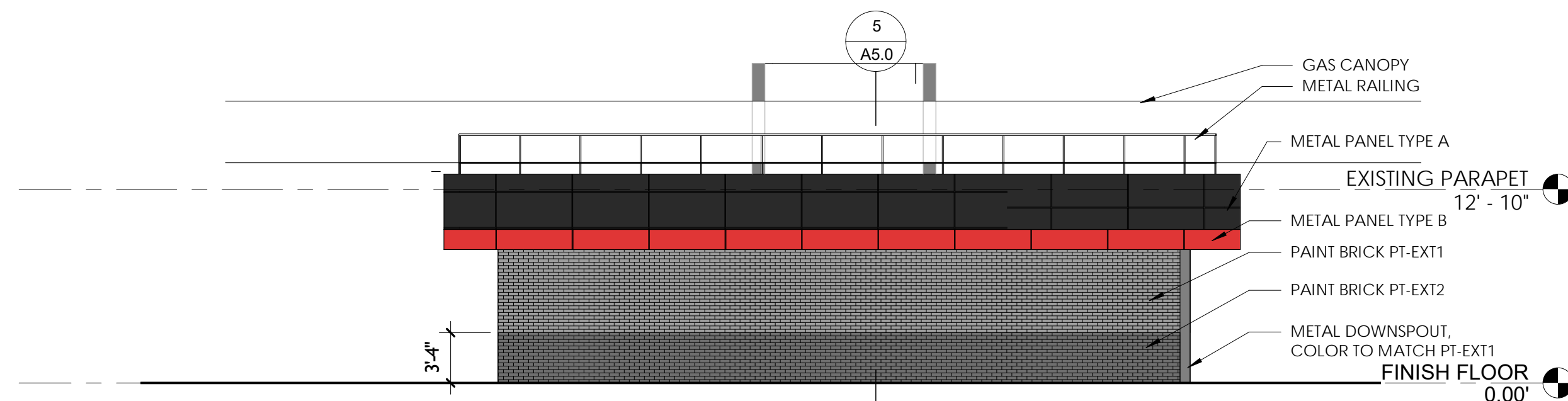
07/2022 10:54 PM



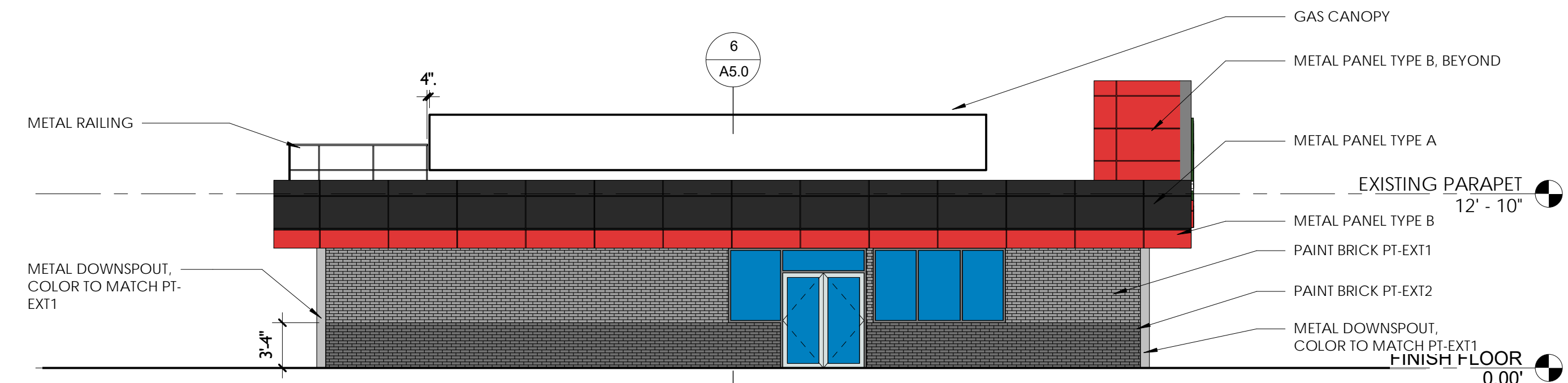
1 SOUTH ELEVATION  
1/8" = 1'-0"



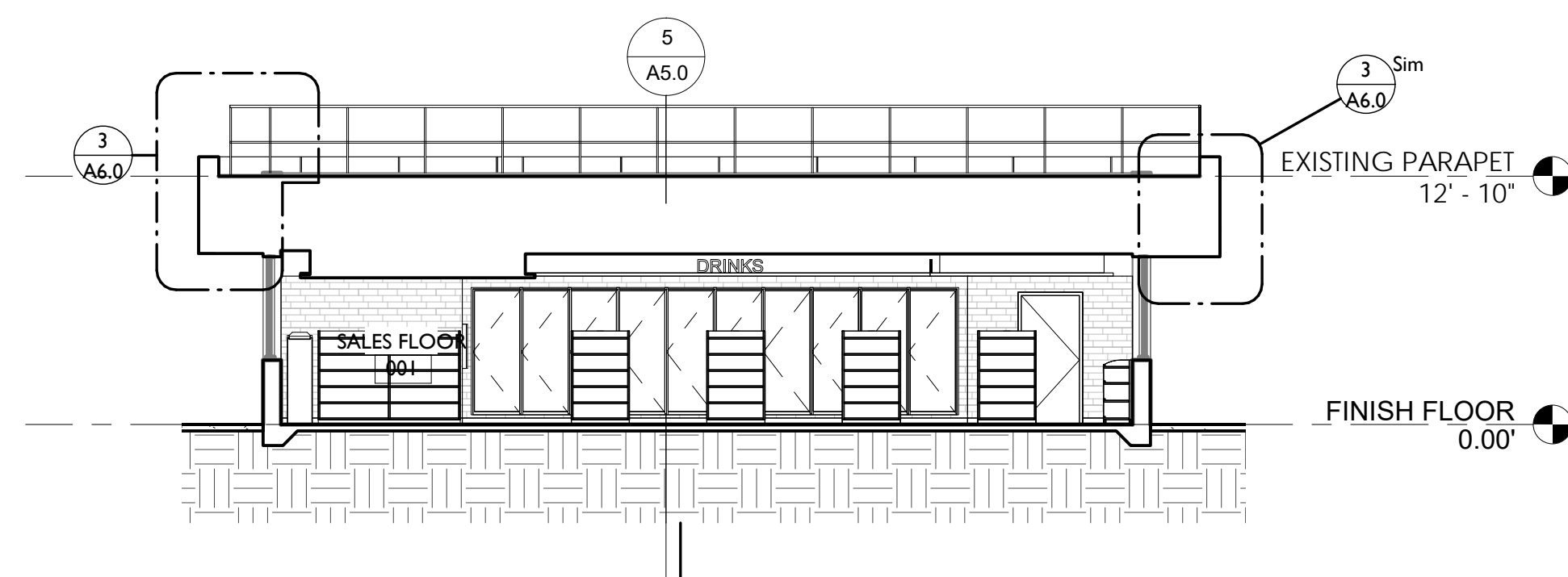
2 EAST ELEVATION  
1/8" = 1'-0"



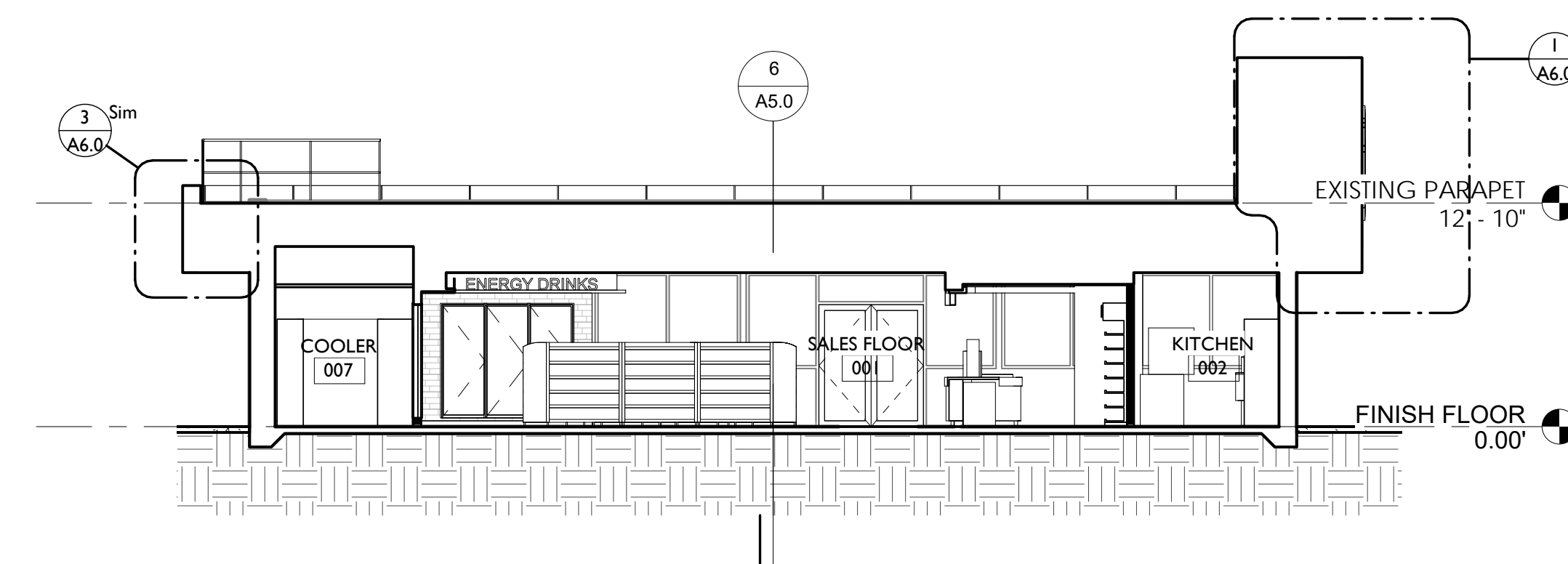
3 NORTH ELEVATION  
1/8" = 1'-0"



4 WEST ELEVATION  
1/8" = 1'-0"



6 BUILDING SECTION B  
1/8" = 1'-0"



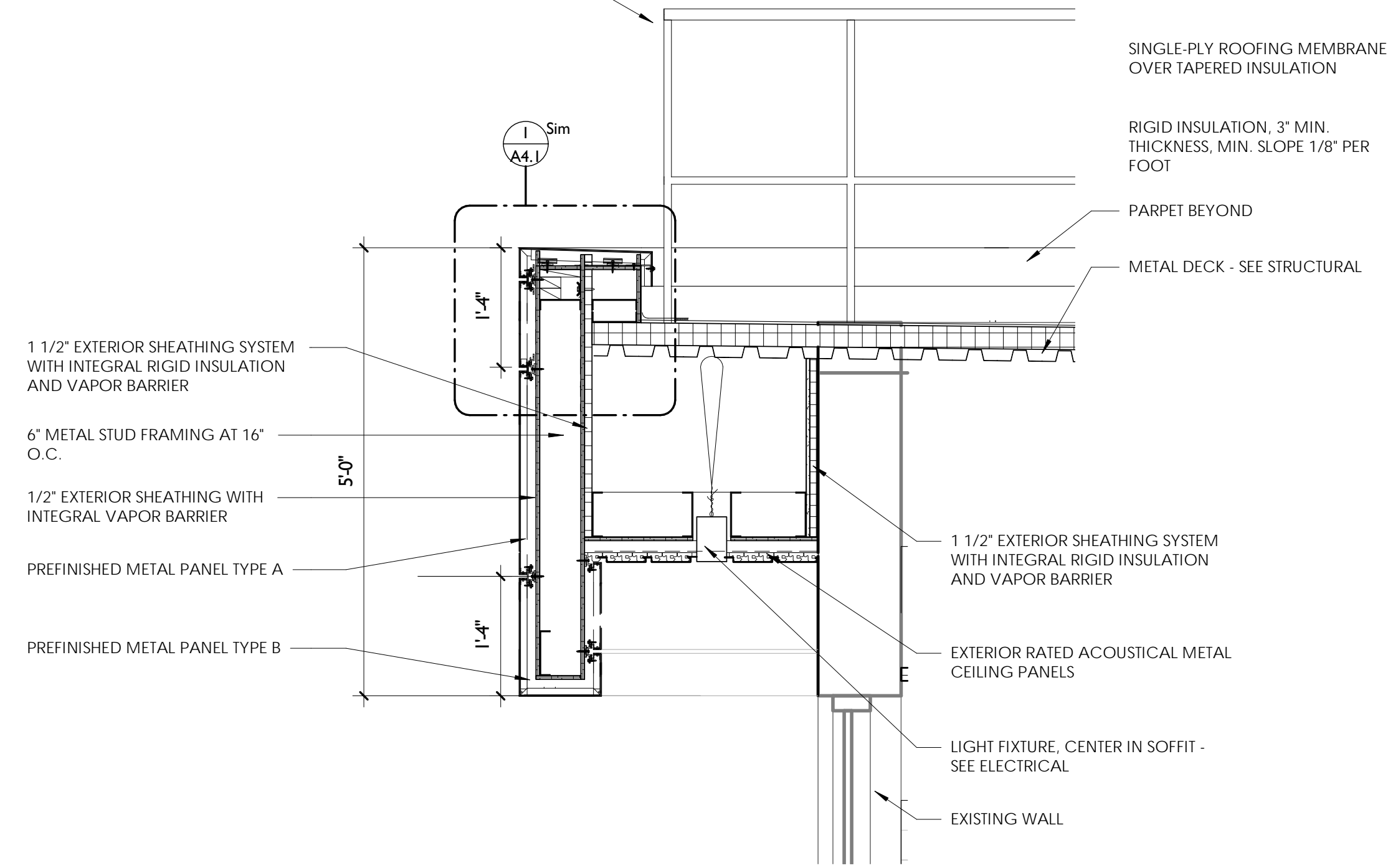
5 BUILDING SECTION A  
1/8" = 1'-0"

EXTERIOR PAINT COLORS  
PT-EXT1: SHERWIN WILLIAMS 7017 DORIAN GRAY  
PT-EXT2: SHERWIN WILLIAMS 7019 GAUNTLET GRAY

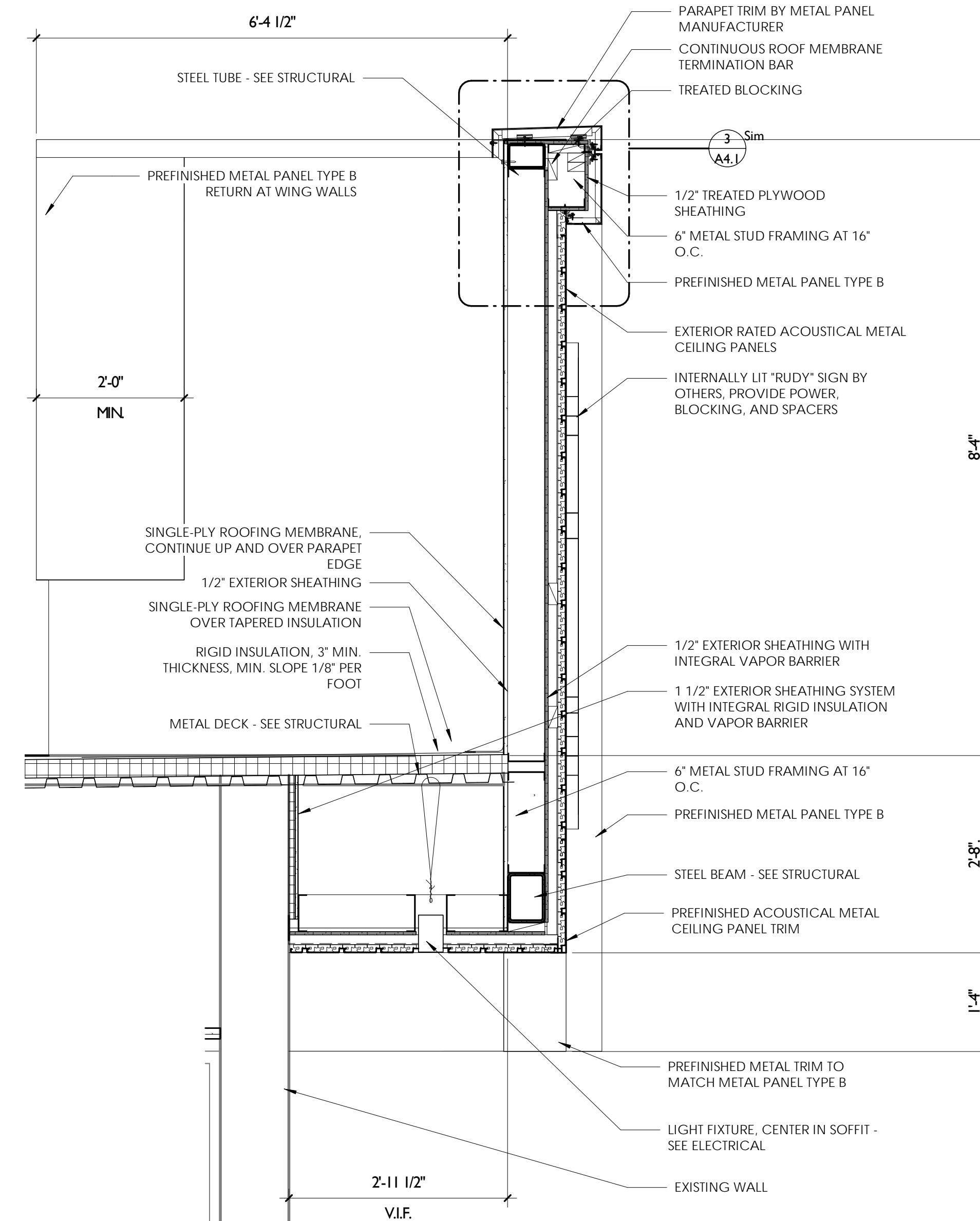
FENNEL | PURIFOY  
ARCHITECTS  
100 RIVER BLUFF DRIVE, SUITE 320 - LITTLE ROCK, AR 72202  
T 501.372.6734 - F 501.372.6736



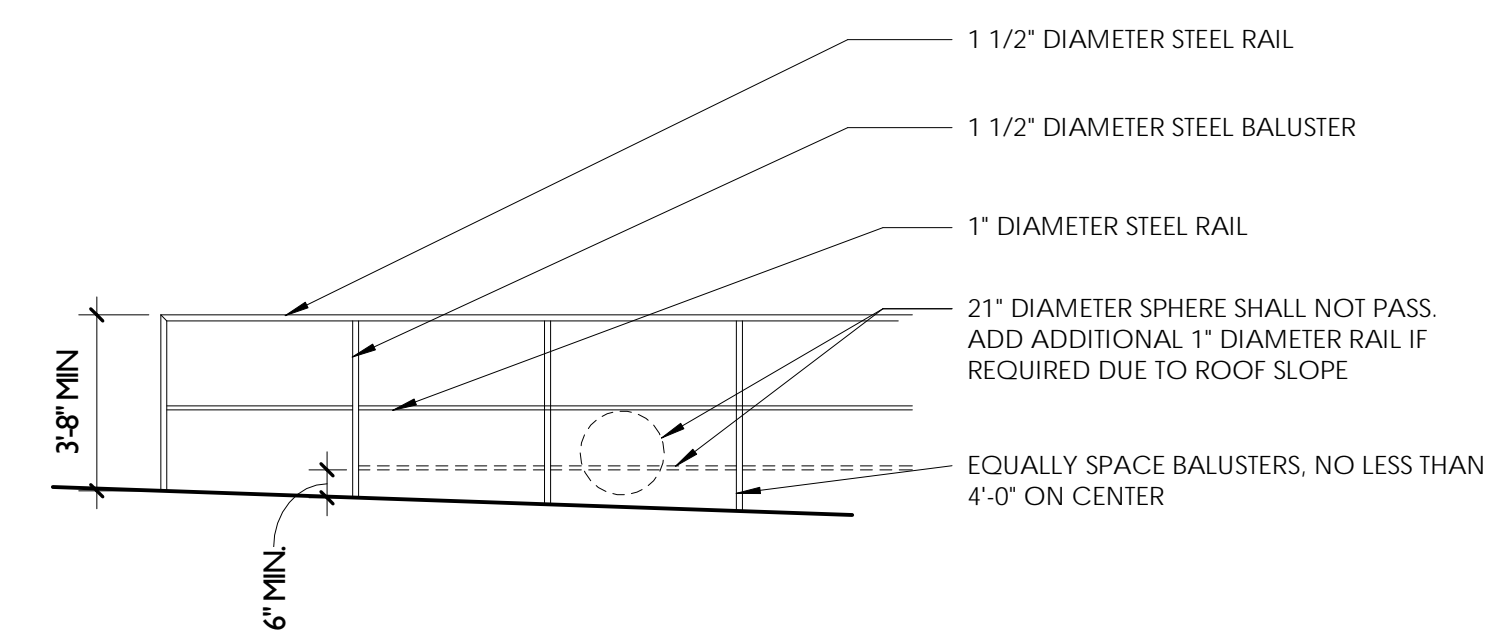
METAL RAILING WHERE INDICATED ON ROOF PLAN. REFER TO ELEVATION 2/A6.0 AND STRUCTURAL DRAWINGS



③ TYPICAL PARAPET  
3/4" = 1'-0"

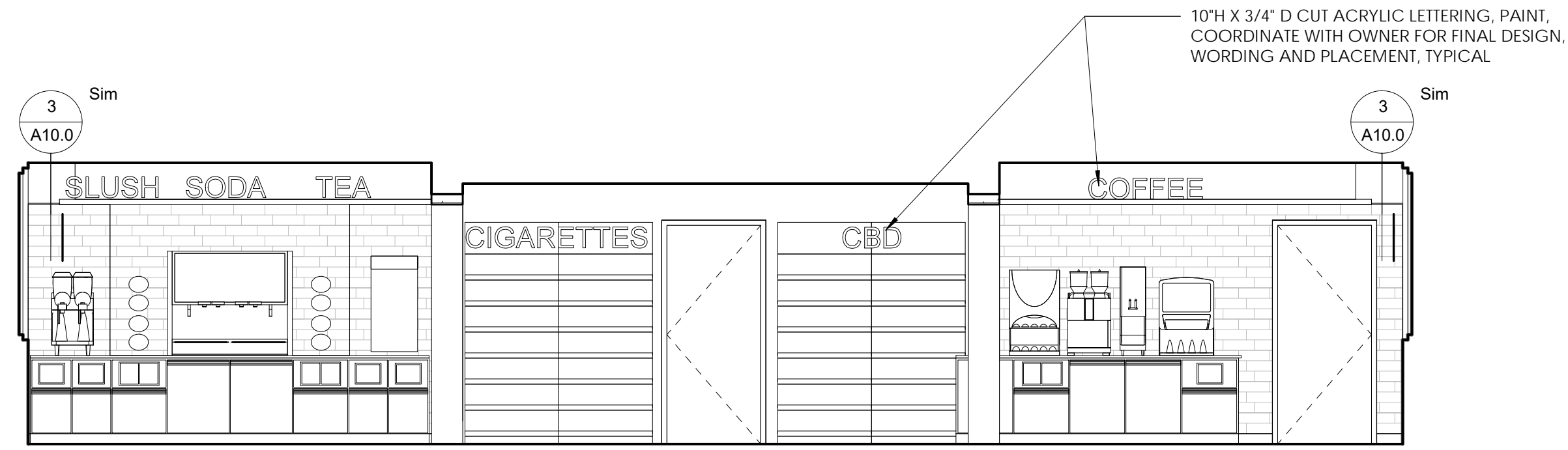


① WALL SECTION 1  
3/4" = 1'-0"

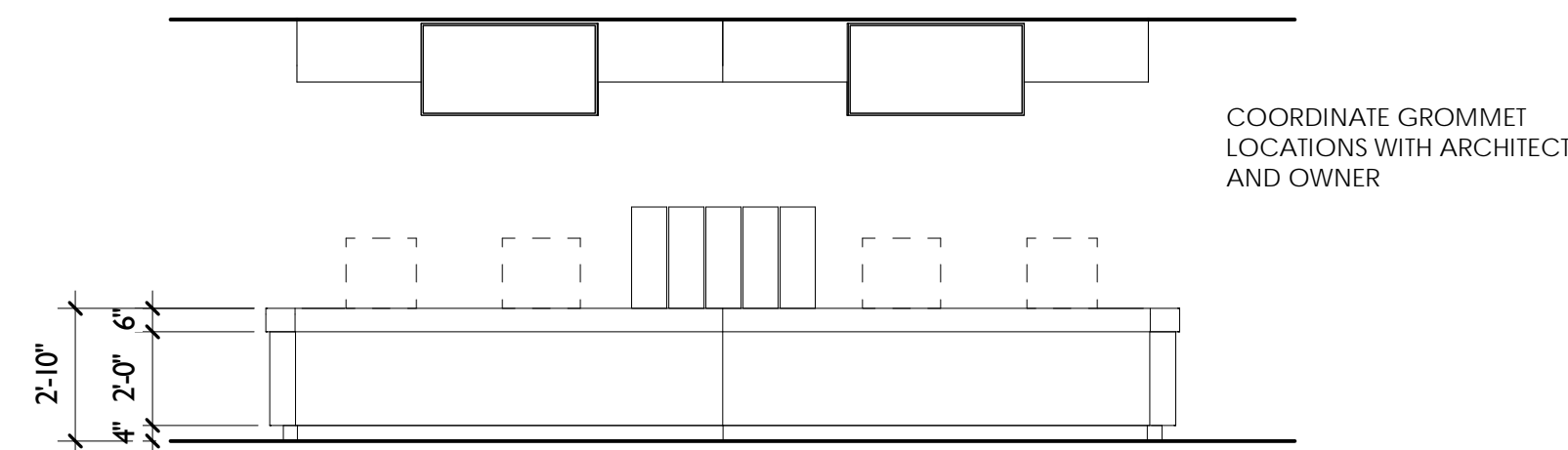


② ROOF RAILING  
1/4" = 1'-0"

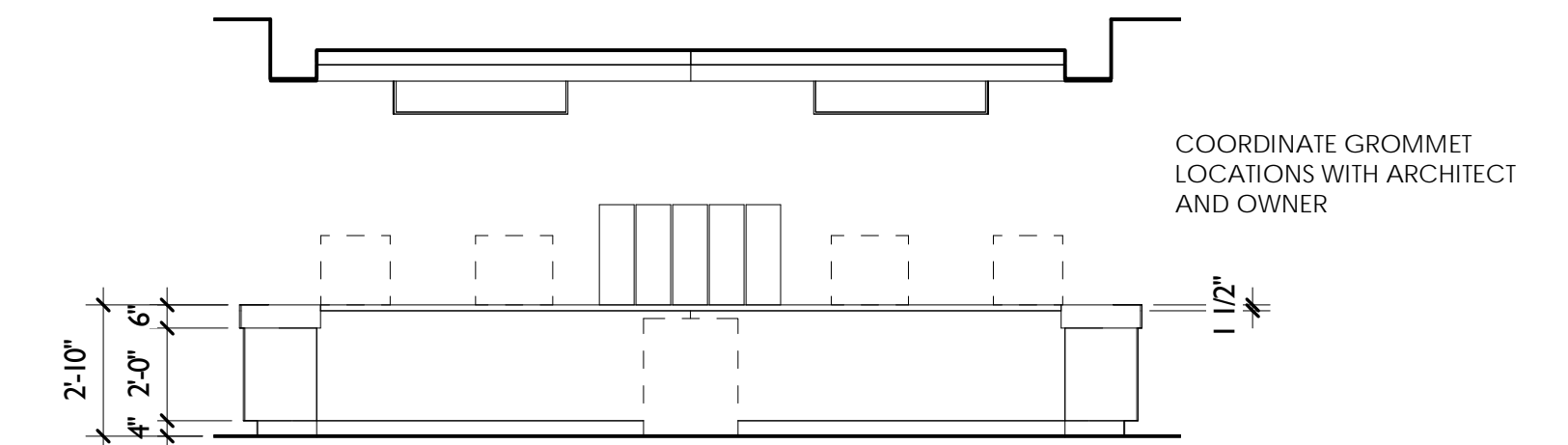




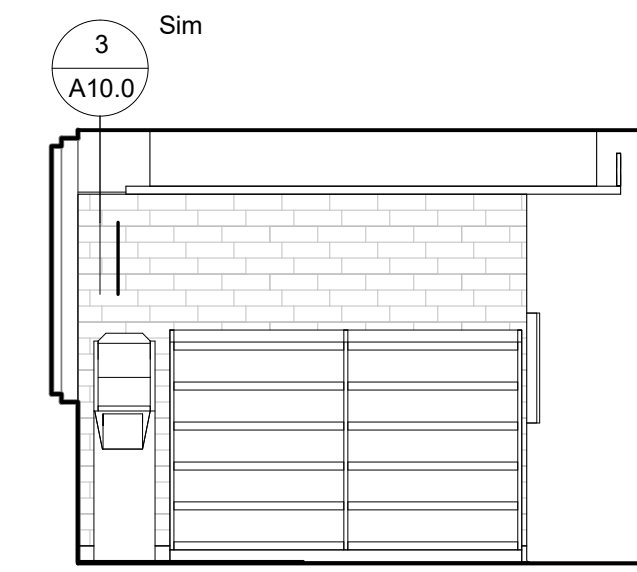
1 SALES FLOOR SOUTH  
1/4" = 1'-0"



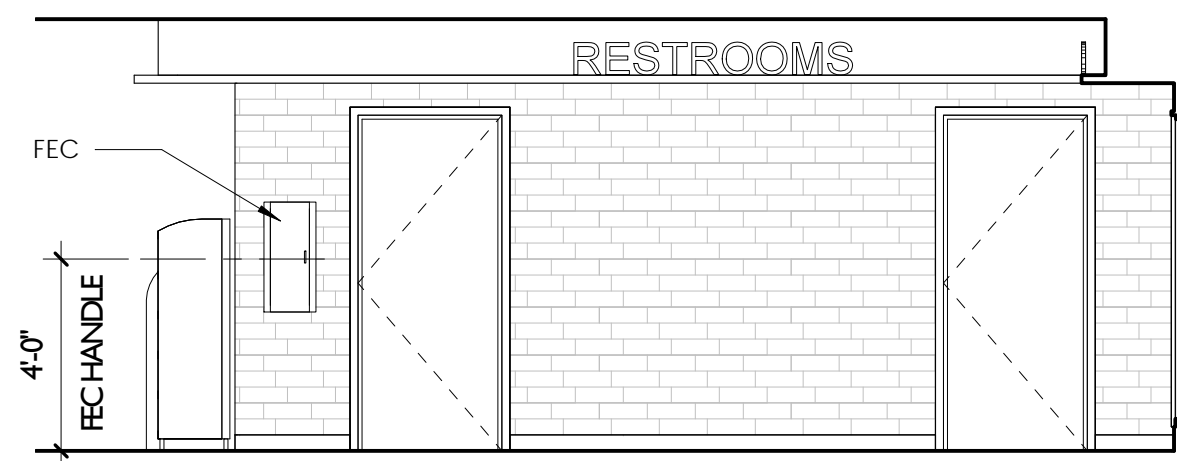
2 CHECK OUT NORTH  
1/4" = 1'-0"



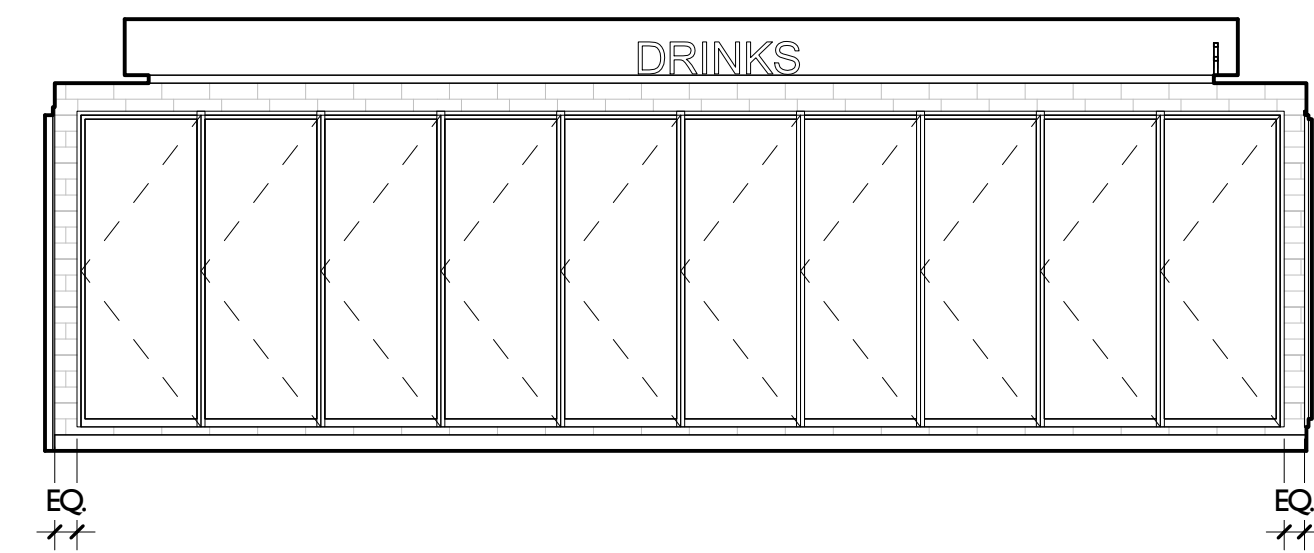
3 CHECK OUT SOUTH  
1/4" = 1'-0"



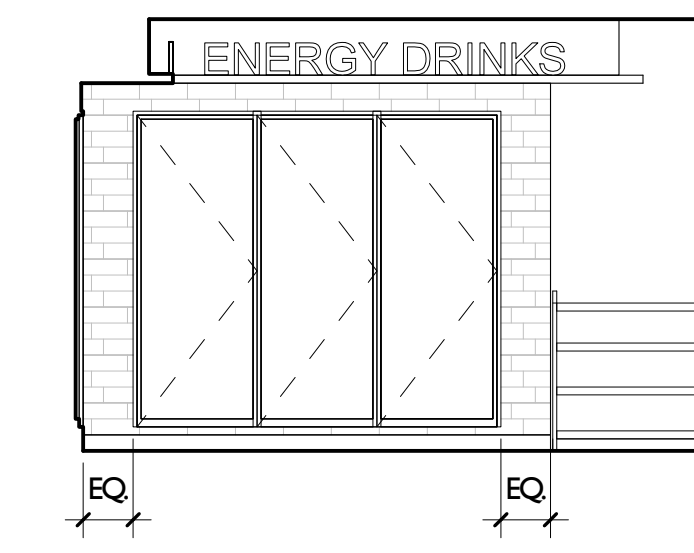
4 SALES FLOOR  
1/4" = 1'-0"



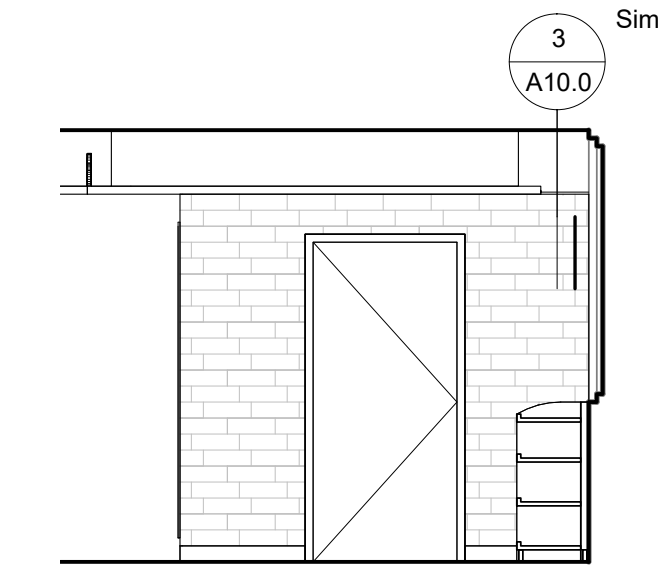
5 SALES FLOOR WEST  
1/4" = 1'-0"



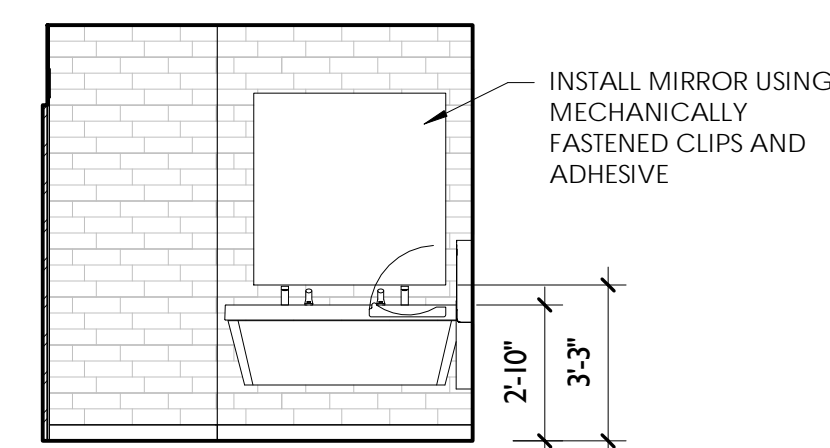
6 SALES FLOOR NORTH  
1/4" = 1'-0"



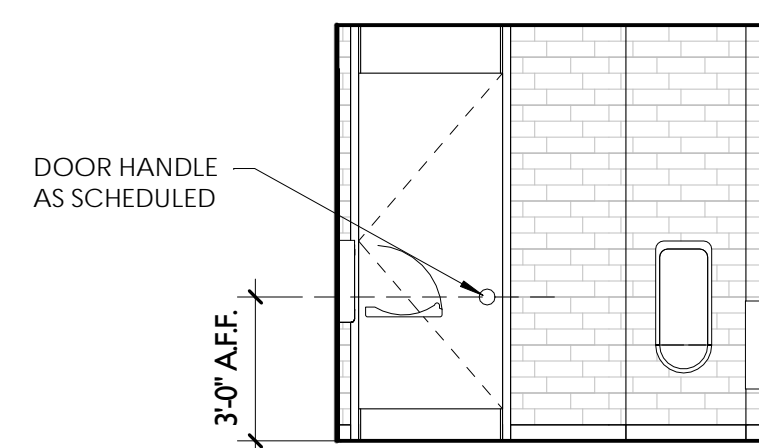
7 SALES FLOOR EAST  
1/4" = 1'-0"



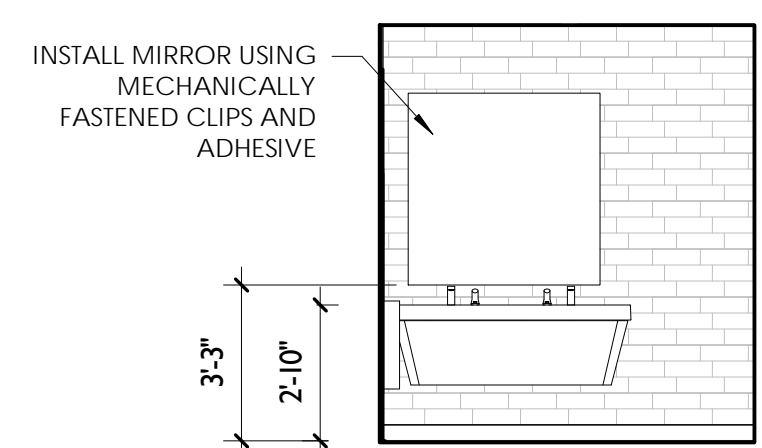
8 COOLER ENTRY  
1/4" = 1'-0"



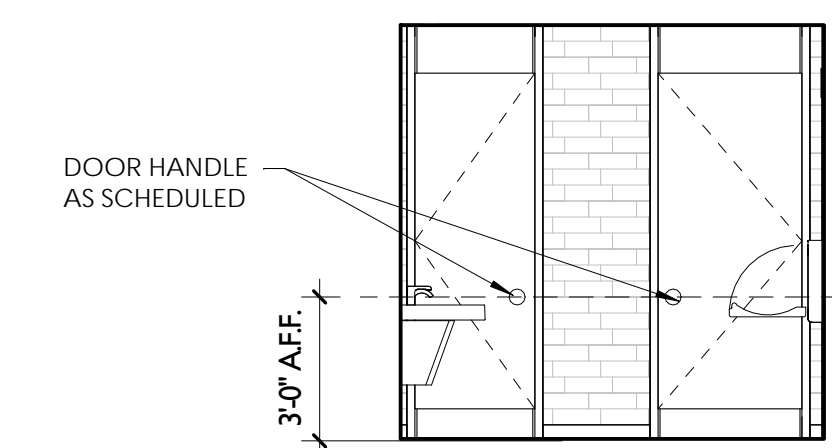
9 MEN'S SOUTH  
1/4" = 1'-0"



10 MEN'S NORTH  
1/4" = 1'-0"

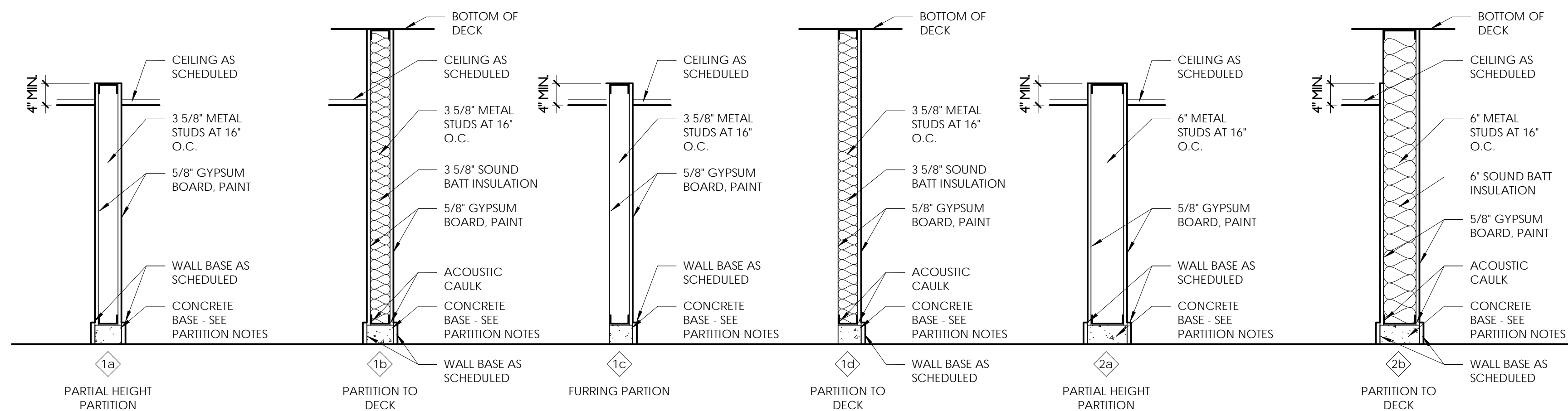


11 WOMEN'S WEST  
1/4" = 1'-0"



12 WOMEN'S NORTH  
1/4" = 1'-0"

**COLOR SCHEDULE:**  
PT-1 HEAVY TONED ACCENT COLOR  
UNLESS OTHERWISE INDICATED ON FINISH PLAN, INTERIOR ELEVATIONS, OR RCP AS AN ACCENT COLOR, 'GYPSUM BOARD, PAINT' SHALL REFER TO A LIGHT TONED FIELD COLOR

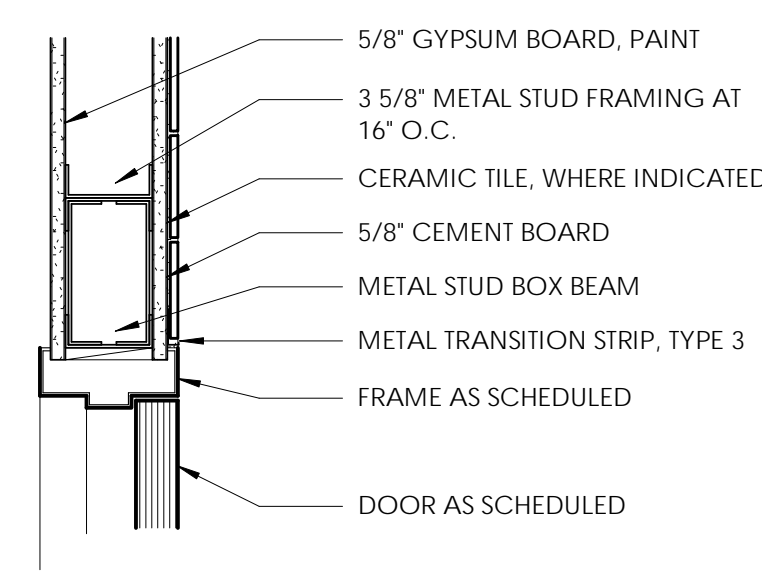


**PARTITION TYPES**

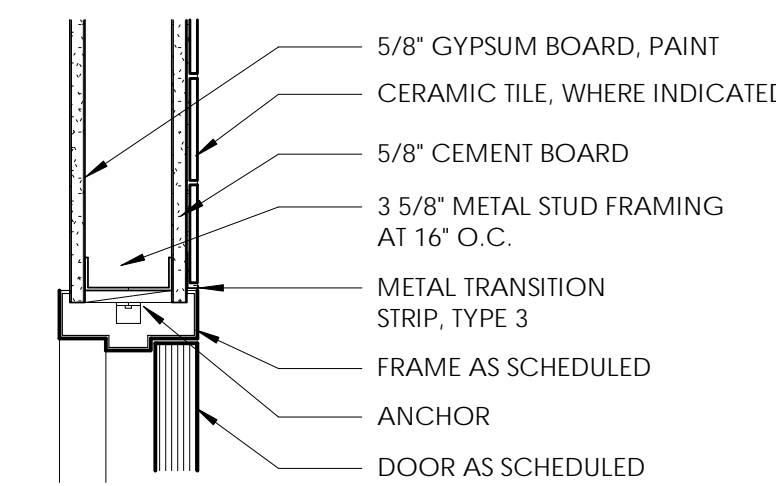
3/4" = 1'-0"

**PARTITION NOTES:**

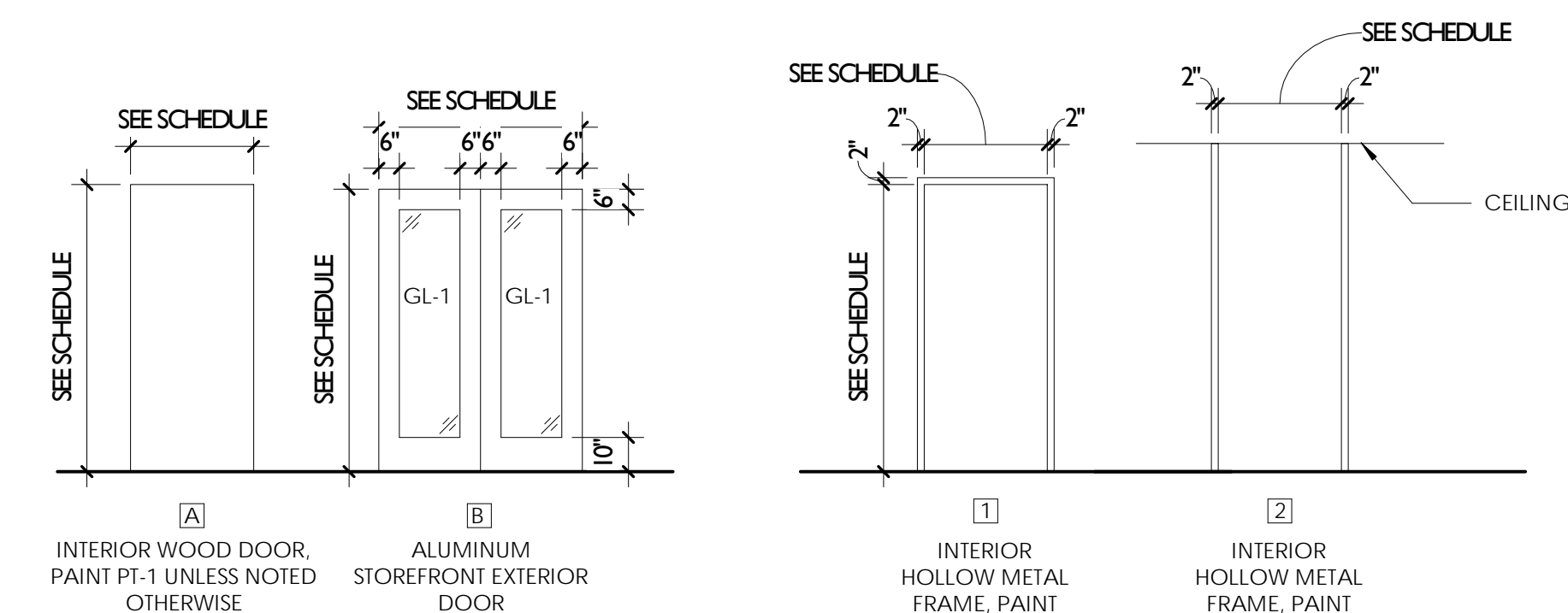
1. CONCRETE BASE SHALL BE 3 1/2" TALL AND EQUAL THE WIDTH OF PARTITION FROM FINISH FACE TO FINISH FACE. WHERE TERRAZZO BASE IS SCHEDULED, SUBTRACT 3/8" FROM THE WIDTH OF THE CONCRETE BASE SO THAT THE TERRAZZO BASE IS FLUSH WITH THE FINISH FACE OF WALL.



**2 DOOR HEAD**  
1 1/2" = 1'-0"



**1 DOOR JAMB**  
1 1/2" = 1'-0"



**DOOR TYPES**  
1/4" = 1'-0"

**FRAME TYPES**  
1/4" = 1'-0"

DOOR SCHEDULE								
Mark	Type Mark	Frame Type	Head	Jamb	Door		Comments	FRAME FINISH
					Width	Height		
001A	B	STOREFRONT	-	-	6'-0"	7'-0"	V.I.F. EXISTING STOREFRONT OPENING	-
001B	B	STOREFRONT	-	-	6'-0"	7'-0"	V.I.F. EXISTING STOREFRONT OPENING	-
002	A	1	2/A8.0	1/A8.0	3'-0"	7'-0"	PUNCH PAD LOCK	PT-1
003	A	1	2/A8.0	1/A8.0	3'-0"	7'-0"	STOREROOM	PT-1
004	A	1	2/A8.0	1/A8.0	3'-0"	7'-0"	PUNCH PAD LOCK	PT-1
005	A	1	2/A8.0	1/A8.0	3'-0"	7'-0"	PASSAGE	PT-2
005T	A	2	-	1/A8.0	3'-0"	7'-0"	PRIVACY, HINGE CONTROL NEEDED	PT-2
006	A	1	2/A8.0	1/A8.0	3'-0"	7'-0"	PASSAGE	PT-2
006AT	A	2	-	1/A8.0	3'-0"	7'-0"	PRIVACY, WALL STOP	PT-2
006BT	A	2	-	1/A8.0	2'-6"	7'-0"	PRIVACY, WALL STOP	PT-2

**GLAZING TYPES:**

- GL-1 1" INSULATED TEMPERED GLAZING
- GL-2 1" INSULATED GLAZING

REVISIONS:

90% ARCHITECTURAL CDS  
06.08.2022

TYPES & SCHEDULES  
A8.0

FINISH SCHEDULE				
#	Name	Floor Finish	Base Finish	Wall Finish
001	SALES FLOOR	TERRAZZO TYPE 1 & 2	TERRAZZO	GYPSUM BOARD PAINT. SEE DRAWINGS FOR EXTENT OF CERAMIC TILE
002	KITCHEN	SEALED CONCRETE	RUBBER BASE	FRP
003	ELEC	SEALED CONCRETE	RUBBER BASE	GYPSUM WALL BOARD, PAINT
004	JAN. & STO.	SEALED CONCRETE	RUBBER BASE	GYPSUM BOARD PAINT. SEE DRAWINGS FOR EXTENT OF FRP
005	MEN'S	TERRAZZO TYPE 1	RUBBER BASE	CERAMIC TILE
006	WOMEN'S	TERRAZZO TYPE 1	TERRAZZO	CERAMIC TILE
007	COOLER	SEALED CONCRETE	-	-

**KEY NOTES:**

- 1 METAL TRANSITION STRIP, TYPE 1  
USE AT ALL OUTSIDE CERMIC TILE CORNERS UNLESS NOTED OTHERWISE
- 2 METAL TRANSITION STRIP, TYPE 2 (HEAVY DUTY)

**FLOOR TYPES**

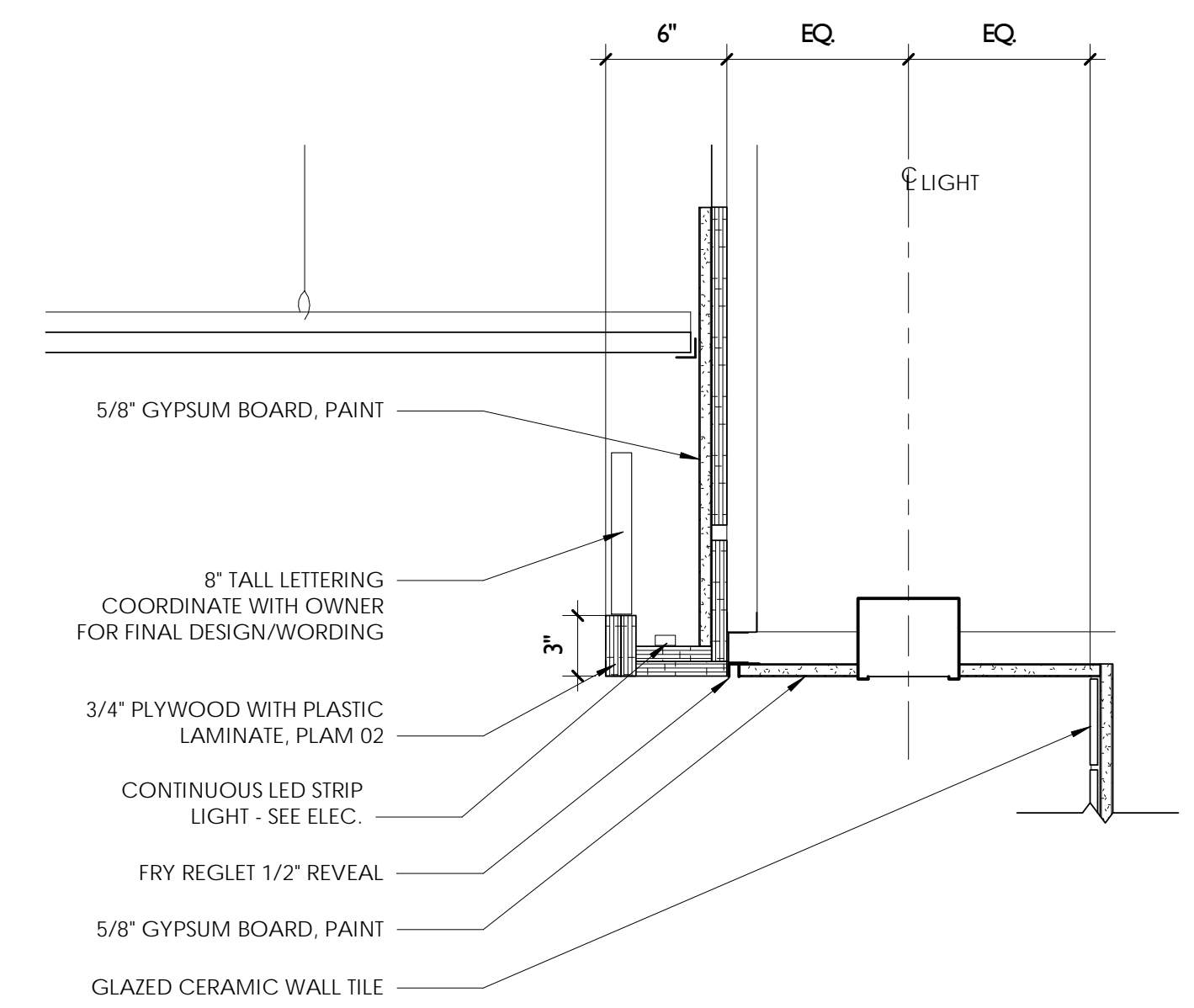
- TER 1 - TERRAZZO TYPE 1
- TER 2 - TERRAZZO TYPE 2
- SC - SEALED CONCRETE

**FINISH SCHEDULE NOTES:**

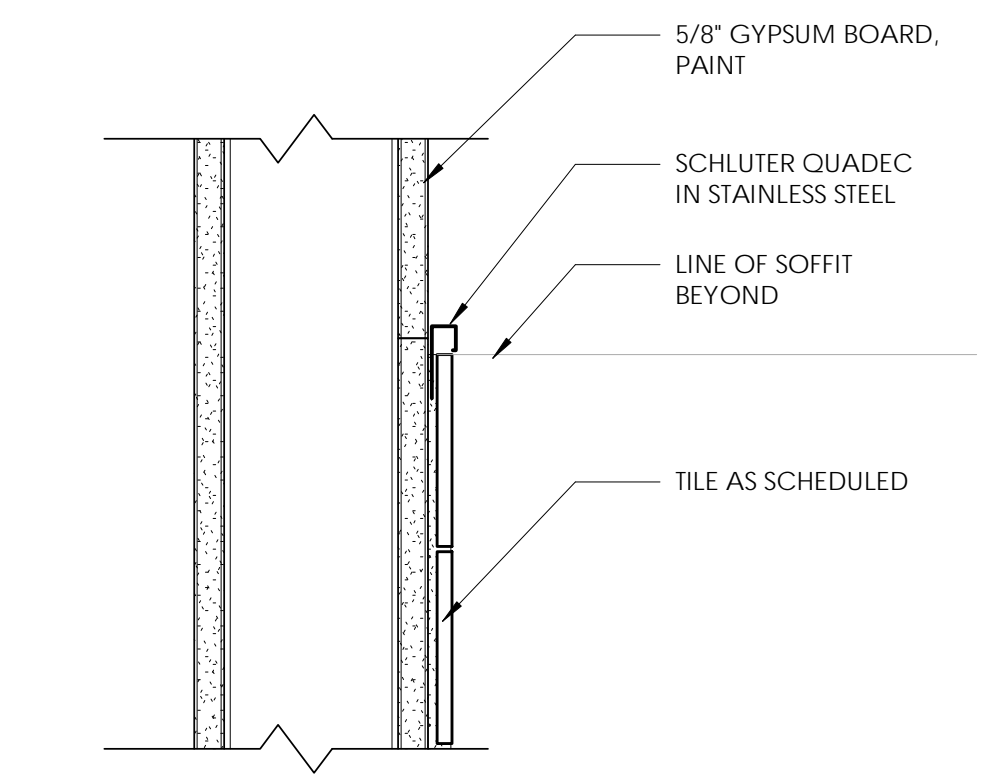
- 1. UNLESS OTHERWISE INDICATED ON FINISH PLAN, INTERIOR ELEVATIONS, OR RCP AS AN ACCENT COLOR, "GYPSUM BOARD, PAINT" SHALL REFER TO A LIGHT TONED FIELD COLOR. **FIELD COLOR: SHERWIN WILLIAMS 7005 PURE WHITE**
- CERAMIC TILE
- GYPSUM, PT-1: SHERWIN WILLIAMS 7017 DORIAN GRAY
- GYPSUM, PT-2: SHERWIN WILLIAMS 6868 REAL RED

**COLOR SCHEDULE:**

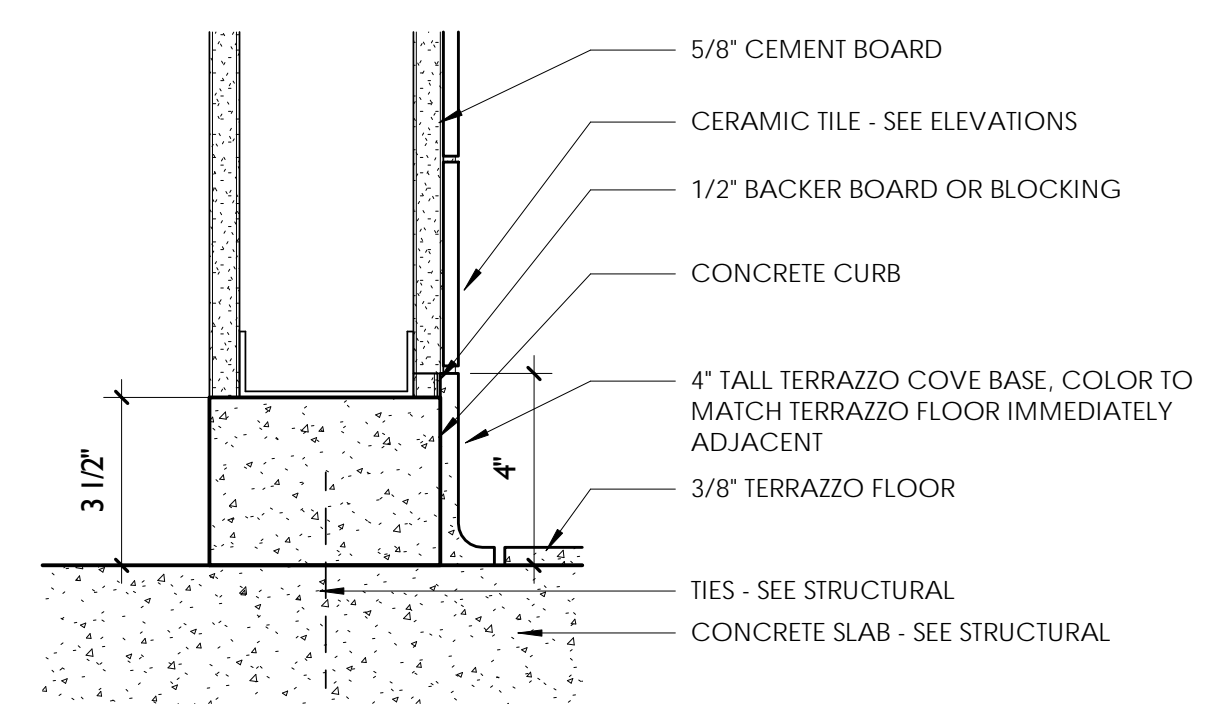
- PT-1 HEAVY TONED ACCENT COLOR
- UNLESS OTHERWISE INDICATED ON FINISH PLAN, INTERIOR ELEVATIONS, OR RCP AS AN ACCENT COLOR, "GYPSUM BOARD, PAINT" SHALL REFER TO A LIGHT TONED FIELD COLOR



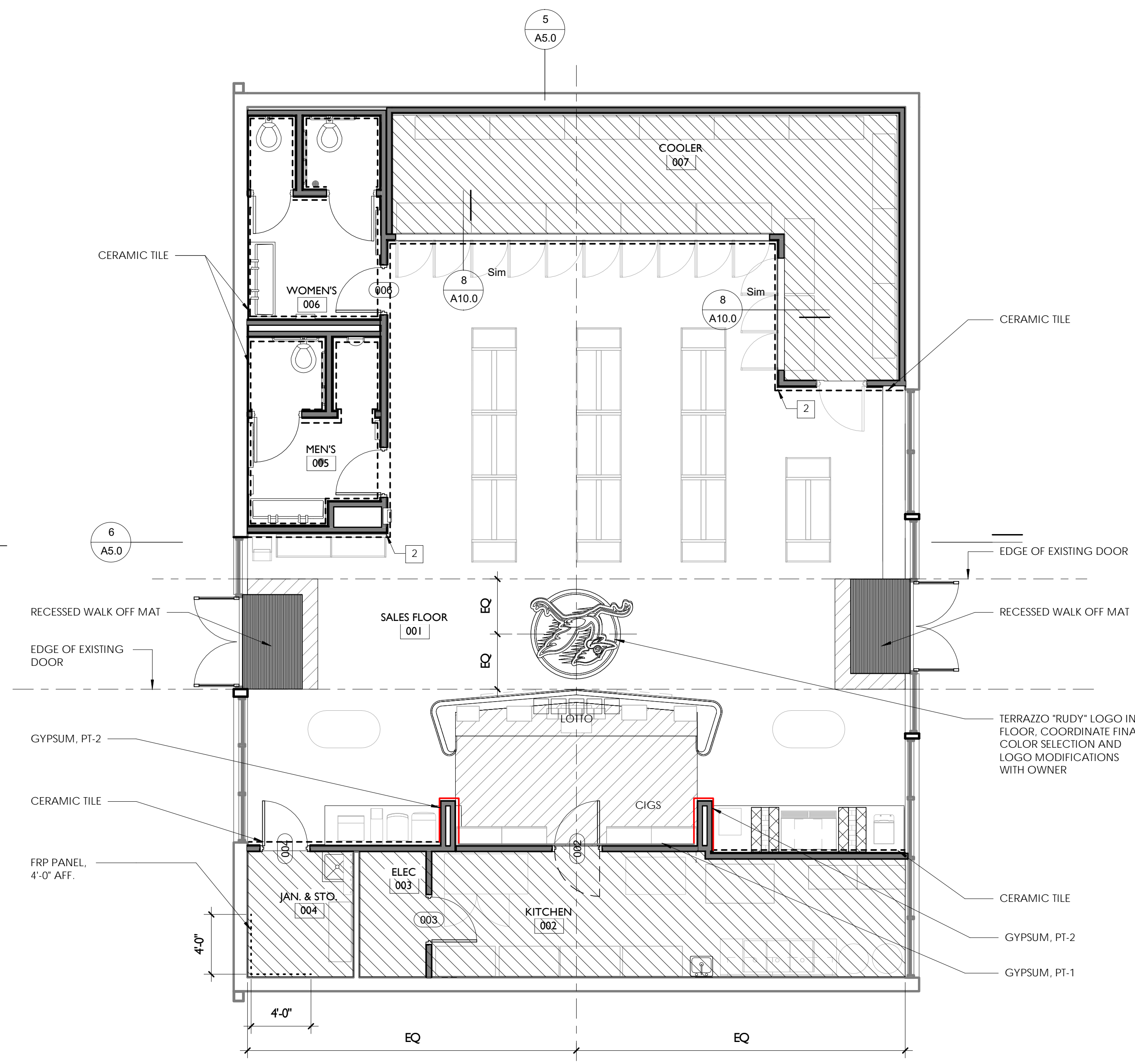
**2 RAIL DETAIL**  
1 1/2" = 1'-0"



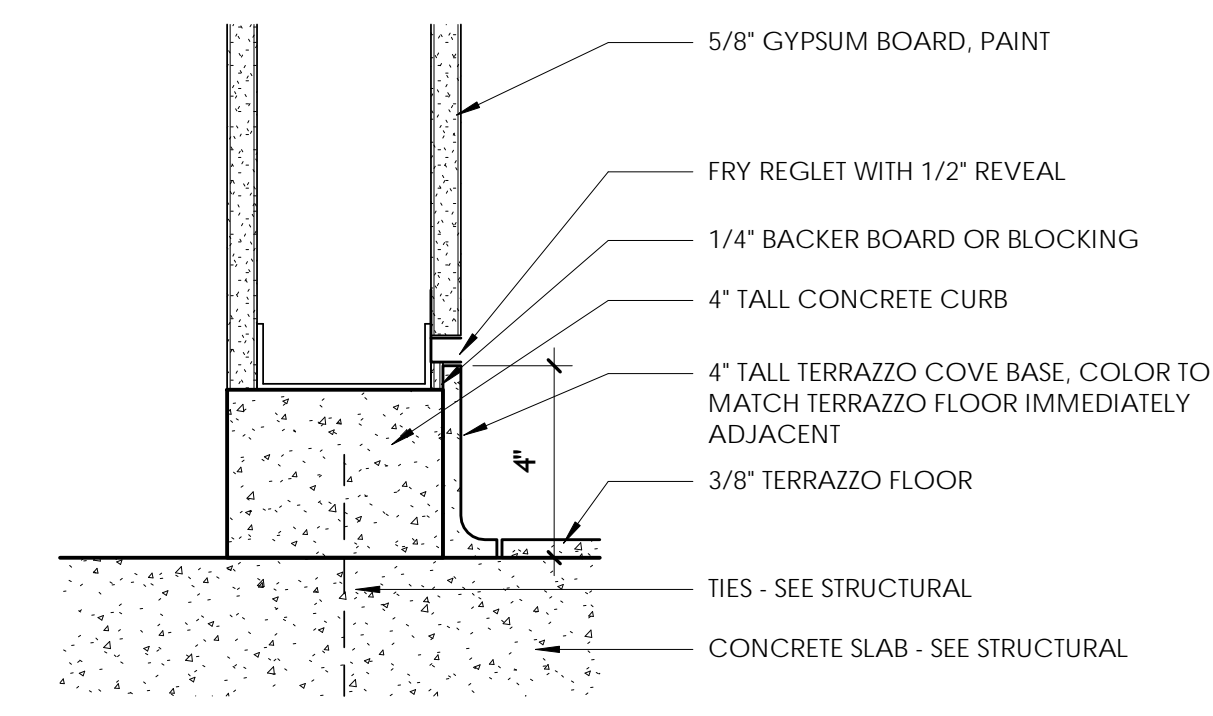
**3 TILE TO GYP**  
3" = 1'-0"



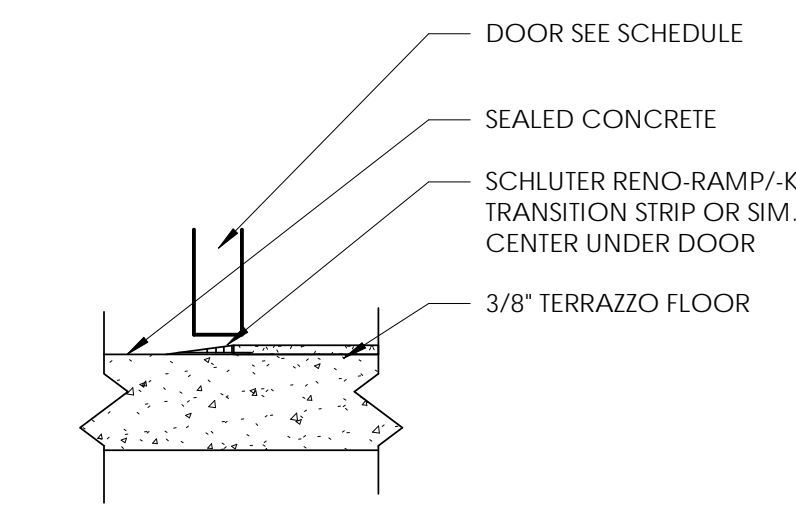
**4 TERRAZZO BASE DETAIL**  
3" = 1'-0" USE AT ALL CERAMIC TILE WALLS WHERE TERRAZZO BASE IS INDICATED UNLESS NOTED OTHERWISE



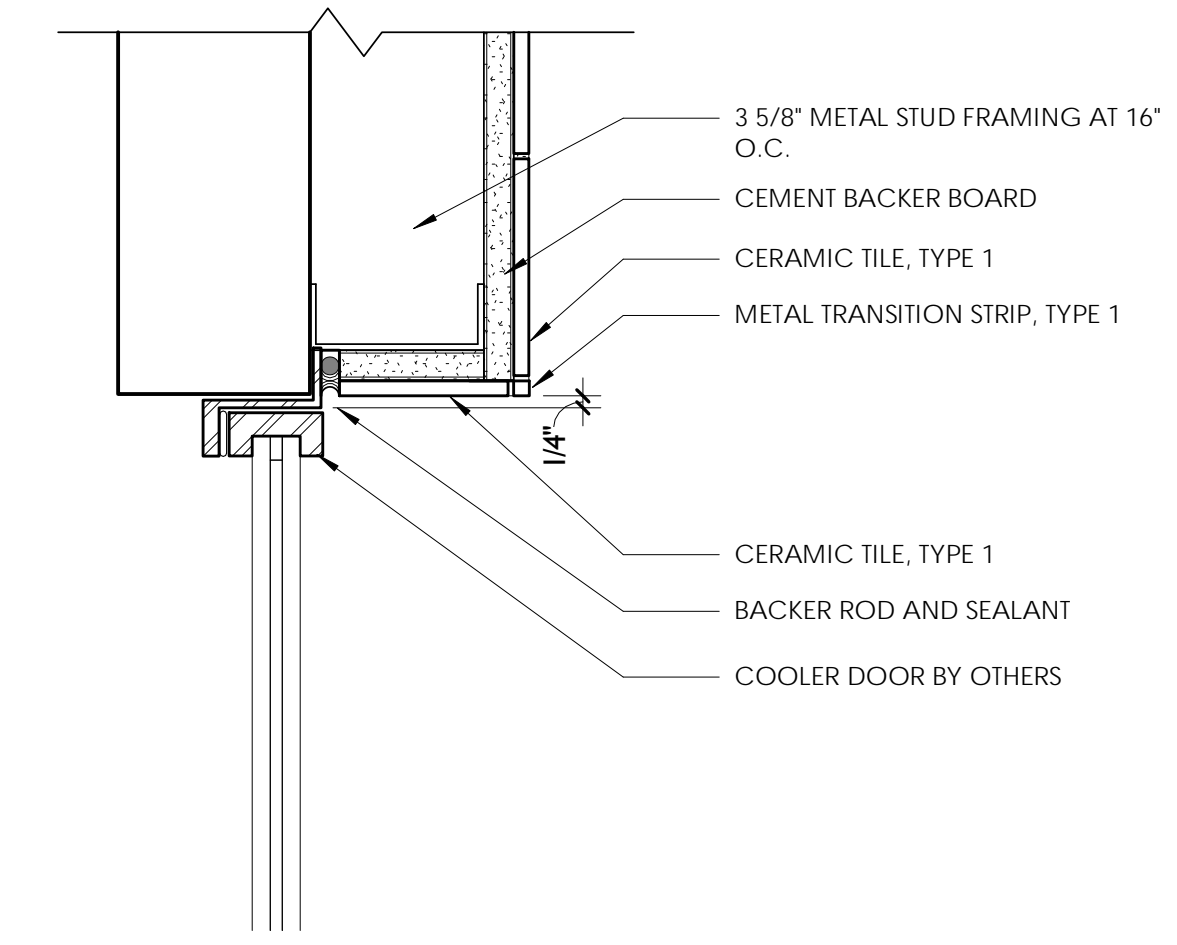
**1 FINISH PLAN**  
3/16" = 1'-0"



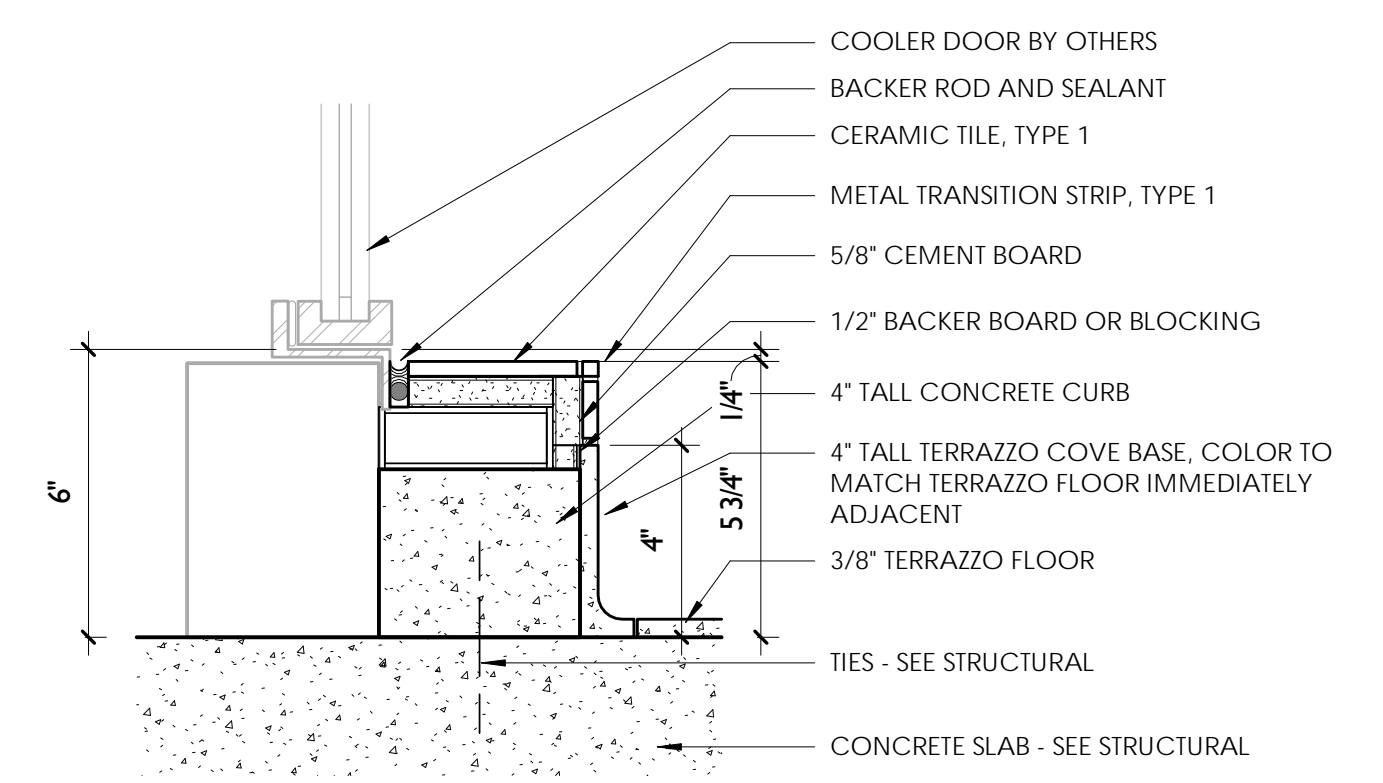
**5 TERRAZZO BASE DETAIL**  
3" = 1'-0" USE AT ALL GYPSUM WALLS WHERE TERRAZZO BASE IS INDICATED UNLESS NOTED OTHERWISE



**6 THRESHOLD DETAIL**  
1 1/2" = 1'-0" USE AT ALL THRESHOLD LOCATIONS WITH TERRAZZO TO SEALED CONCRETE



**7 COOLER HEAD**  
3" = 1'-0" USE AT HEAD OF COOLER DOORS



**8 TERRAZZO BASE DETAIL**  
3" = 1'-0" USE AT COOLER DOORS, REFER TO FINISH PLAN

**FENNEL PURIFOY ARCHITECTS**  
100 RIVER BLUFF DRIVE, SUITE 320 - LITTLE ROCK, AR 72202  
T 501.372.6734 - F 501.372.6736





ROAD RUNNER BRYANT - STORE #1043  
23190 I-30, Bryant, AR 72022




REVISIONS:

90% ARCHITECTURAL CDS  
06.08.2022

INTERIOR VIEWS  
A10.1

FENNEL PURIFOY  
ARCHITECTS  
100 RIVER BLUFF DRIVE, SUITE 320 - LITTLE ROCK, AR 72202  
T 501.372.6734 - F 501.372.6736



5.6.21

07/2022 10:08 AM