



Pre-Council/Final Budget Workshop

Boswell Municipal Complex - City Hall Court Room

210 SW 3rd Street

YouTube: <https://www.youtube.com/c/bryantarkansas>

Date: November 12, 2024 - **Time:** 6:00 PM

Call to Order

Public Comments

Old Business

New Business

Finance

1. Financial Report - Month ending October 31, 2024

- [11.7.24 Finance Report for period ending Oct 31 2024 DRAFT.pdf](#)

2. Resolution 2024-50 - A resolution providing for the adoption of an amended budget for the City of Bryant for the twelve-month period beginning January 1, 2024 and ending December 31, 2024.

- [11.7.24 Budget Adjustments for Nov Council DRAFT.pdf](#)

3. Investment Policy Review

- [Investment Policy.pdf](#)

4. 2025 Budget Book DRAFT

- [11.07.2024 2025 Budget Book DRAFT.pdf](#)

5. Budget in Brief

- [11.07.2024 2025 Budget In Brief DRAFT.pdf](#)

6. Purchasing Policy Review - Includes Appendix AP/PO Quick Guide

- [11.7.24 Purchasing Policy_DRAFT.pdf](#)

7. Record Destruction Affidavit

- [Final Destruction 2024.10.pdf](#)

8. Capital Purchases Report

- [CapPurchases 2024 Council.xlsx - CP2024 \(1\).pdf](#)

Adjournments



Financial Statements
October 2024



General - Executive Summary
Revenue & Expenditures

October 2024

	Annual Budget	YTD Budget	January	February	March	April	May	June	July	August	September	October	November	December	Actual YTD Total	Favorable (Unfavorable) Variance	Annual Budget Remaining
Revenues:																	
General	19,607,234	16,339,362	1,558,612	1,816,178	1,517,115	1,551,484	1,967,992	1,565,539	1,550,574	1,587,155	1,515,088	1,640,044	-	0	16,269,781	(69,580)	3,337,453
Administration	8,707,220	7,256,017	714,283	635,767	616,011	705,066	1,060,070	645,826	665,893	635,614	647,587	715,920			7,040,039	(215,978)	1,667,181
Community Development	679,300	566,083	72,959	69,774	47,833	56,574	64,626	67,994	55,726	55,408	55,408	55,111			596,317	30,234	82,983
Animal Control	694,700	578,917	57,184	57,173	57,553	57,375	65,611	57,476	57,725	56,928	57,220	56,210			580,454	1,538	114,246
Court	743,420	619,517	51,499	46,494	52,621	100,338	47,388	39,617	79,753	67,547	79,056	44,825			609,139	(10,378)	134,281
Parks	2,419,825	2,016,521	161,714	167,276	169,202	236,207	217,774	235,700	208,551	286,071	194,801	230,646			2,107,942	91,421	311,883
Fire	4,220,450	3,517,042	363,573	345,193	344,348	346,350	364,528	344,300	344,820	344,550	345,087	352,320			3,497,069	(19,973)	723,381
Police	2,142,319	1,785,266	137,400	494,500	229,547	49,574	147,995	174,626	143,520	140,718	135,929	185,013			1,838,822	53,556	303,497
Total Revenues	19,607,234	16,339,362	1,558,612	1,816,178	1,517,115	1,551,484	1,967,992	1,565,539	1,550,574	1,587,155	1,515,088	1,640,044	-	-	16,269,781	(69,580)	3,337,453
Expenditures:																	
General	20,127,349	16,772,791	1,603,612	1,425,508	1,845,204	1,434,425	1,466,008	1,388,998	1,411,353	1,771,232	1,439,359	1,507,470			15,293,170	1,479,621	4,834,179
Administration	1,037,078	864,232	77,017	25,689	54,480	51,697	111,198	25,574	73,100	119,268	45,135	130,928			714,085	150,147	322,993
Community Development	719,668	599,723	56,238	50,722	59,385	49,956	51,891	51,018	55,888	78,917	65,691	87,517			607,223	(7,499)	112,445
Animal Control	855,482	712,901	52,130	54,199	74,779	62,438	60,203	65,299	67,577	89,713	71,946	72,757			671,039	41,862	184,442
Court	689,695	559,079	41,987	65,967	65,338	46,390	34,028	37,146	39,227	80,132	77,429	48,237			535,880	22,199	133,814
Parks	3,122,400	2,602,000	221,576	253,254	297,648	206,722	251,361	239,393	231,094	314,870	247,844	289,262			2,546,823	55,178	575,578
Fire	5,777,088	4,814,240	520,198	409,115	598,310	466,098	396,607	410,034	383,913	472,851	402,496	372,165			4,431,787	382,453	1,345,301
Police	7,945,938	6,821,615	634,466	566,563	701,265	551,124	560,719	560,534	560,555	615,482	529,019	506,605			5,786,333	835,283	2,159,606
Total Expenditures	20,127,349	16,772,791	1,603,612	1,425,508	1,845,204	1,434,425	1,466,008	1,388,998	1,411,353	1,771,232	1,439,359	1,507,470	-	-	15,293,170	1,479,621	4,834,179
Excess (Deficit) of Revenues over Expenditures	(520,115)	(433,429)	(45,000)	390,669	(328,089)	117,060	501,984	176,541	139,222	(184,077)	75,728	132,574	-	-	976,612	(1,549,201)	(1,496,727)

Street - Executive Summary
Revenue & Expenditures

	Annual Budget	YTD Budget	January	February	March	April	May	June	July	August	September	October	November	December	Actual YTD Total	Favorable (Unfavorable) Variance	Annual Budget Remaining
Revenues:																	
Street	3,803,875	3,169,896	369,056	332,038	300,548	349,482	532,495	327,468	329,401	475,571	330,740	335,710			3,682,509	512,613	121,366
Total Revenues	3,803,875	3,169,896	369,056	332,038	300,548	349,482	532,495	327,468	329,401	475,571	330,740	335,710	-	-	3,682,509	512,613	121,366
Expenditures:																	
Street Operating	4,150,316	3,458,597	245,436	245,159	263,024	271,578	276,576	215,679	334,578	431,620	317,088	244,588			2,845,326	613,271	1,304,990
Street Capital	580,979	484,149	319,464	109,910	242,471	243,885	200,844	295,856	345,302	15,537	2,913	109,471			1,895,653	(1,401,504)	(1,304,674)
Total Expenditures	4,731,295	3,942,746	564,900	355,069	505,495	515,463	477,420	511,535	679,880	447,157	320,001	354,060	-	-	4,730,979	(786,234)	316
Excess (Deficit) of Revenues over Expenditures	(927,420)	(772,850)	(195,844)	(23,032)	(204,947)	(165,981)	55,075	(184,067)	(350,479)	28,414	10,739	(18,350)	-	-	(1,048,470)	1,300,847	121,050



Water - Executive Summary Revenue & Expenditures

October 2024

	Annual Budget	YTD Budget	January	February	March	April	May	June	July	August	September	October	November	December	Actual YTD Total	Favorable (Unfavorable) Variance	Annual Budget Remaining
Revenues:																	
500-0900-XXXXs	5,414,310	4,511,925	336,937	441,575	383,882	310,226	606,325	377,539	414,937	429,479	490,959	471,882	-	-	4,263,742	(248,183)	1,150,568
Total Revenues	5,414,310	4,511,925	336,937	441,575	383,882	310,226	606,325	377,539	414,937	429,479	490,959	471,882	-	-	4,263,742	(248,183)	1,150,568
Expenditures:																	
500-0900-XXXXs	4,540,077	3,783,397	309,103	350,994	339,344	323,002	306,624	319,562	317,947	414,152	403,920	402,733	-	-	3,492,409	290,989	1,047,668
500-0900-XXXX Capital	789,088	657,573	95,744	(95,744)	-	8,904	21,571	(24,427)	17,172	21,584	(32,092)	4,128	-	-	16,850	640,724	772,238
Total Expenditures	5,329,165	4,440,971	404,847	255,250	339,344	331,936	328,195	295,135	335,119	435,746	376,828	406,861	-	-	3,509,258	931,712	1,819,907
Excess (Deficit) of Revenues over Expenditures	85,145	70,955	(67,910)	186,325	44,539	(21,709)	278,130	82,405	79,818	(6,267)	114,132	65,022	-	-	754,484	(1,179,895)	(669,339)

Wastewater - Executive Summary Revenue & Expenditures

	Annual Budget	YTD Budget	January	February	March	April	May	June	July	August	September	October	November	December	Actual YTD Total	Favorable (Unfavorable) Variance	Annual Budget Remaining
Revenues:																	
510-0950-4600	10,475	8,729	4,238	26,800	-	-	-	-	-	640	6,800	-	-	-	38,478	29,748	(28,003)
500-0950-XXXX/510-0950	5,500,000	4,583,333	457,106	557,899	514,731	463,418	506,375	475,342	527,979	602,391	492,642	551,548	-	-	5,149,430	566,097	350,570
510-0950-4623	858,000	715,000	-	-	-	-	-	507,376	-	-	-	-	-	-	507,376	(207,624)	350,624
Total Revenues	6,388,475	5,307,063	461,343	584,699	514,731	463,418	506,375	982,718	527,979	603,031	499,442	551,548	-	-	5,695,285	388,222	673,191
Expenditures:																	
510-0950-XXXXs	4,635,573	3,862,977	319,828	332,462	395,051	377,918	332,880	302,711	434,149	429,501	453,479	447,233	-	-	3,825,212	37,766	810,361
510-0950-XXXXs Capital	1,089,329	907,774	98,726	(96,901)	3,000	2,125	92,307	136,646	(66,357)	(92,219)	62,842	84,615	-	-	224,784	692,990	864,545
Total Expenditures	5,724,902	4,770,752	418,554	235,561	398,051	380,043	425,188	439,357	367,793	337,282	516,321	531,847	-	-	4,049,996	720,756	1,874,906
Excess (Deficit) of Revenues over Expenditures	643,573	536,311	42,790	349,139	116,680	83,375	81,188	543,361	160,186	265,749	(16,879)	19,701	-	-	1,645,289	(332,534)	(1,001,716)

Stormwater - Executive Summary Revenue & Expenditures

	Annual Budget	YTD Budget	January	February	March	April	May	June	July	August	September	October	November	December	Actual YTD Total	Favorable (Unfavorable) Variance	Annual Budget Remaining
Revenues:																	
515-0140 on bills	308,000	256,667	26,228	27,452	28,243	27,170	27,505	27,302	27,512	27,800	26,483	28,769	-	-	274,464	17,797	33,536
515-0140-XXXX ARP/Reimb	342,000	285,000	-	-	-	-	-	300,000	-	-	844,881	-	-	-	1,144,881	859,881	(892,881)
Total Revenues	650,000	541,667	26,228	27,452	28,243	27,170	27,505	327,302	27,512	27,800	871,364	28,769	-	-	1,419,345	877,679	(789,345)
Expenditures:																	
080-0140-Street Related	905,934	754,845	37,394	43,586	53,967	149,938	19,332	3,884	58,254	48,854	39,638	41,923	-	-	498,770	256,175	408,164
515-0140-Capital	1,353,771	1,128,143	-	-	-	113,688	130,939	(37,866)	(188,743)	8,442	72,997	17,515	-	-	117,971	1,010,172	1,235,801
Total Expenditures	2,259,705	1,882,988	37,394	43,586	53,967	263,626	150,271	(33,983)	(130,489)	58,296	112,635	59,437	-	-	614,740	1,268,347	1,644,965
Excess (Deficit) of Revenues over Expenditures	(1,609,705)	(1,341,421)	(11,167)	(16,134)	(25,723)	(236,456)	(122,766)	361,285	158,002	(30,496)	758,729	(30,668)	-	-	804,605	(390,669)	(2,414,310)
Check Digits/Transfers	5,550,000	4,625,000	452,888.12	557,899.35	514,731.37	463,417.5	506,375.34	475,342.74	527,979.58	602,390.84	492,641.64	551,548.46	-	-	5,149,430.3	524,431	400,569
Compare to last page fund 500	24,670	20,559	(67,910)	186,325	44,539	(21,709)	278,130	78,166	79,818	(6,267)	114,132	65,022	-	-	750,246	729,667	(725,576)

City Sales & Use Tax (Three Cent Sales Tax)

	January	February	March	April	May	June	July	August	September	October	November	December	YTD Total
2011	838,829	1,036,222	750,597	789,903	882,126	852,639	876,781	882,602	874,371	888,881	884,298	846,277	10,403,526
2012	861,185	1,067,401	805,450	893,549	1,029,730	927,500	967,355	970,081	881,285	943,937	927,061	884,848	11,159,382
2013	930,471	1,087,258	866,467	922,534	1,006,764	964,906	983,742	985,949	898,138	958,546	927,035	888,383	11,420,192
2014	963,538	1,021,873	808,370	903,239	1,033,766	894,179	1,006,970	963,548	950,648	971,548	976,553	954,234	11,448,466
2015	901,561	1,162,729	817,653	956,557	1,103,469	1,043,758	1,098,929	1,118,196	1,075,314	1,120,300	1,074,631	1,012,371	12,485,468
2016	1,002,072	1,202,594	885,470	976,896	1,135,189	920,742	1,072,236	1,068,443	1,097,107	1,084,466	1,089,853	1,035,963	12,571,031
2017	1,047,642	1,291,007	966,327	987,020	1,129,225	1,051,411	1,166,069	1,105,701	1,088,135	1,111,557	1,088,240	1,018,661	13,050,995
2018	1,063,307	1,295,841	969,264	939,761	1,245,252	1,093,015	1,195,341	1,240,049	1,179,113	1,056,462	1,099,036	1,093,013	13,469,452
2019	1,162,181	1,323,467	1,043,677	1,027,608	1,205,192	1,190,014	1,258,250	1,257,197	1,140,531	1,243,134	1,155,335	1,157,926	14,164,513
2020	1,183,215	1,157,716	1,085,494	1,086,993	1,259,760	1,254,769	1,356,933	1,434,834	1,373,873	1,330,458	1,460,079	1,387,558	15,371,683
2021	1,384,300	1,648,283	1,323,761	1,149,770	1,663,928	1,570,489	1,526,745	1,567,875	1,457,964	1,442,486	1,461,326	1,472,039	17,668,967
2022	1,526,292	1,718,945	1,351,358	1,298,432	1,607,146	1,536,274	1,593,433	1,659,393	1,643,537	1,546,075	1,624,905	1,473,834	18,579,623
2023	1,552,955	1,810,466	1,448,484	1,417,543	1,698,816	1,646,626	1,677,458	1,670,302	1,652,549	1,679,085	1,604,032	1,554,571	19,412,887
2024	1,593,536	1,751,154	1,442,324	1,531,558	1,736,500	1,680,318	1,669,796	1,806,847	1,672,254	1,637,162	(1,604,032)	(1,554,571)	(19,412,887)
Difference	40,582	(59,312)	(6,160)	114,015	37,684	33,693	(7,663)	136,544	19,705	(41,923)	(1,604,032)	(1,554,571)	(19,412,887)
	2.61%	-3.28%	-0.43%	8.04%	2.22%	2.05%	-0.46%	8.17%	1.19%	-2.50%	-100.00%	-100.00%	-100.00%

The chart below shows how the 3% sales tax above is allocated for 2024.

1% GF	531,179	583,718	480,775	510,519	578,833	560,106	556,599	602,282	557,418	545,721	0	0	5,507,150
1/8 Parks	66,397	72,965	60,097	63,815	72,354	70,013	69,575	75,285	69,677	68,215	0	0	688,394
3/8 Fire	199,192	218,894	180,290	191,445	217,063	210,040	208,724	225,856	209,032	204,645	0	0	2,065,181
4/8 Bond	265,589	291,859	240,387	255,260	289,417	280,053	278,299	301,141	278,709	272,860	0	0	2,753,575
Animal 10%	53,118	58,372	48,077	51,052	57,883	56,011	55,660	60,228	55,742	54,572	0	0	550,715
Parks 10%	53,118	58,372	48,077	51,052	57,883	56,011	55,660	60,228	55,742	54,572	0	0	550,715
Fire 25%	132,795	145,929	120,194	127,630	144,708	140,027	139,150	150,571	139,355	136,430	0	0	1,376,787
Police 25%	132,795	145,929	120,194	127,630	144,708	140,027	139,150	150,571	139,355	136,430	0	0	1,376,787
Street 30%	159,354	175,115	144,232	153,156	173,650	168,032	166,980	180,685	167,225	163,716	0	0	1,652,145
Total	1,593,536	1,751,154	1,442,324	1,531,558	1,736,500	1,680,318	1,669,796	1,806,847	1,672,254	1,637,162	0	0	16,521,449
Divided by 3	531,179	583,718	480,775	510,519	578,833	560,106	556,599	602,282	557,418	545,721	0	0	0
Budgeted at	549,333	549,333	549,333	549,333	549,333	549,333	549,333	549,333	549,333	549,333	549,333	549,333	549,333
Diff.	(18,154)	34,385	(68,558)	(38,814)	29,500	10,773	7,266	52,949	8,085	(3,612)	(549,333)	(549,333)	(549,333)



October 2024

Governmental Funds Cash Reserves

Updated 8/22/24 In red review for DRAFT Reserve Plan

120 days cash = \$5.9M				90 days payroll		3,389,434		ACA 14-403-506	
001	Gen Operating Acct	Days	117	Debt Reserve	1,150,959	(45,55,183,186,110,113)	Designated	Lia/Donations	AR
002	Sales Tax Fund	69	Capital Reserve	2,000,000	Administration	0	350,173	0	1,808
005	Designated Tax	38	Grant Reserve	750,000	Animal Control	234,194	234,194	57,358	4,767
			Contingency Res	1,000,000	Parks	534,552	534,552	280	
		224	Total	8,290,393	Fire			217	3,080
Springhill Fire Department (see details below)		-5			Police	747,190		1	1,851
Emergency Telephone Service (See details below)		-9			GF Totals	1,866,109			
Rolled Expenses from 2023 Capital Estimated at 1/22/24 +\$60K		-4			Courts				
			206		GF Totals				10,029
					Street from School				19,726
									0

Springhill Fire Department Summary

Emergency Telephone Service

Beginning Balance (as of Jan. 1, 2024)	\$ 225,659	Beginning Balance (as of January 1, 2024)	\$ 476,776	Two Part Time Dispatch at \$15K removed 4/18/23
2024 Revenue (Act 001-0510-)	\$ 34,873	2024 Revenue (Act 001-0610-4650)	\$ 27,000	
2024 Expenses (Act 001-0510-)	\$ 24,846	2024 Expenses (Act 001-0610-5650)	\$ 56,426	New Position amount deducted manually, start March 19, 2018
Current Balance as of this repc	\$ 235,686	Current Balance as of this report ending date	\$ 447,350	Updated paid thru 9/23/2024

120 days cash = \$2.0M updated 8/22/24

080	Street Operating Acct	475,323	90 days payroll	469,198	Budgeted Stormwater Projects include:	Cambridge
005	Street Designated Tax	658,908	Capital Reserve	1,000,000		Eastwood
			Grant Reserve	250,000		Rogers
	Capital	1,134,231	Contingency Res	1,000,000	\$1,849,835	Equipment and Vehicles
		3,260,116	Total	2,719,198	\$452,963	Infrastr- Storm and Regular
					\$957,317.91	Overlays
515	Stormwater Cap Cash	1,124,367	90 days payroll		\$3,260,116	Total Capital
			Capital Reserve	1,000,000		
			Grant Reserve	250,000		
			Contingency Res	1,000,000		
			Total	2,250,000		



Utility Cash Reserves

October 2024

Updated 8/22/24

120 days cash = \$1.2Mil no capital

Funds:

Water Fund
Impact Fee Funds

143,703
49,792
193,495

19

Reserved - Fixed Assets Infrastructure 500-0900-5808/16
Reserved - Fixed Assets 500-0900-5824

542,223
500,000
1,042,223

54
50
104

Difference

-85

110 a piece if averaged

Updated 8/22/24

120 days cash = \$1.5 Mil

Wastewater Fund
Impact Fee Funds

2,474,212
32,000
2,506,212

200

Reserved - Fixed Assets Infrastructure 510-0950-5808/16
Reserved - Fixed Assets Equipment 510-0950-5810
Reserved - Fixed Assets 510-0950-5824

1,174,340
86,847
500,000
1,761,187

94
7
40
141

Difference

60

In red review for DRAFT Reserve Plan

Debt Reserve 525 1,380,612
90 days payroll 323,871
Capital Reserve 1,000,000
Grant Reserve 0
Contingency Reserve 1,000,000
Total 3,704,483

Depreciation Expense Estimate

Debt Reserve 606 299,158
90 days payroll 471,330
Capital Reserve 1,000,000
Grant Reserve 0
Contingency Reserve 1,000,000
Total 2,471,330

City Wide Reserve Goals

Debt Reserve 2,830,728
90 days payroll 2,415,357
Capital Reserve 6,000,000
Grant Reserve 1,250,000
Contingency Reserve 5,000,000
Total 17,496,085

15,094,922
2,401,163

Shortfall

** The Shading above denotes the six groups on the following six pages of balance sheets, General Govt, Public Safety, Streets, Courts/Long Term Govt, Enter., E. Debt

** The Shading above denotes the six groups on the following six pages of balance sheets, General Govt, Public Safety, Streets, Courts/

Pooled Cash Report

Bryant, AR

For the Period Ending 10/31/2024



ACCOUNT #	ACCOUNT NAME	BEGINNING BALANCE	CURRENT ACTIVITY	CURRENT BALANCE
-----------	--------------	-------------------	------------------	-----------------

CLAIM ON CASH

001-0000-1001	Claim on Cash	5,594,019.92	139,560.02	5,733,579.94
002-0000-1001	Claim on Cash	3,411,349.98	(3,612.21)	3,407,737.77
003-0000-1001	Claim on Cash	4,513,293.87	4,565.44	4,517,859.31
005-0000-1001	Claim on Cash	2,528,628.40	(3,611.21)	2,525,017.19
020-0000-1001	Claim on Cash	29,399.66	(181.29)	29,218.37
031-0000-1001	Claim on Cash	44,821.99	(7,681.83)	37,140.16
045-0000-1001	Claim on Cash	359,558.37	(451.90)	359,106.47
051-0000-1001	Claim on Cash	101,632.82	3,490.42	105,123.24
055-0000-1001	Claim on Cash	793,207.15	(1,354.71)	791,852.44
061-0000-1001	Claim on Cash	63,770.16	1,342.64	65,112.80
062-0000-1001	Claim on Cash	42,669.40	619.60	43,289.00
080-0000-1001	Claim on Cash	493,719.27	(18,396.01)	475,323.26
500-0000-1001	Claim on Cash	(120,273.96)	263,976.63	143,702.67
510-0000-1001	Claim on Cash	2,133,147.39	341,063.99	2,474,211.38
515-0000-1001	Claim on Cash	1,113,112.28	11,254.86	1,124,367.14
525-0000-1001	Claim on Cash	1,333,012.24	47,599.32	1,380,611.56
550-0000-1001	Claim on Cash	38,544.00	11,248.00	49,792.00
555-0000-1001	Claim on Cash	21,500.00	10,500.00	32,000.00
620-0000-1001	Claim on Cash	935,587.84	(414,521.05)	521,066.79
TOTAL CLAIM ON CASH				
001-0000-1000	Cash in Bank	22,961,791.47	325,686.54	23,287,478.01
999-0000-1031	Cash Street Fund	109,391.56	59,724.17	169,115.73
999-0000-1032	Cash Revenue Water Fund	330,302.29	0.00	330,302.29
999-0000-1033	Cash Water Operating Fund	29,055.46	0.00	29,055.46
TOTAL: Cash in Bank				
999-0000-1000	Cash in Bank	23,430,540.78	385,410.71	23,815,951.49
TOTAL CASH IN BANK				
DUE TO OTHER FUNDS				
999-0000-2500	Due to Other Funds	23,430,540.78	385,410.71	23,815,951.49
TOTAL DUE TO OTHER FUNDS				
23,816,111.49	Claim on Cash	23,816,111.49		23,815,951.49
160.00	Difference			0.00

23,816,111.49	Claim on Cash	23,816,111.49		23,815,951.49
160.00	Difference			0.00

ACCOUNT #	ACCOUNT NAME	BEGINNING BALANCE	CURRENT ACTIVITY	CURRENT BALANCE
ACCOUNTS PAYABLE PENDING				
001-0000-2001	Accounts Payable Pending	(285.68)	(526.88)	(812.56)
002-0000-2001	Accounts Payable Pending	0.00	0.00	0.00
003-0000-2001	Accounts Payable Pending	0.00	0.00	0.00
005-0000-2001	Accounts Payable Pending	0.00	0.00	0.00
020-0000-2001	Accounts Payable Pending	0.00	0.00	0.00
031-0000-2001	Accounts Payable Pending	0.00	0.00	0.00
045-0000-2001	Accounts Payable Pending	0.00	0.00	0.00
051-0000-2001	Accounts Payable Pending	0.00	0.00	0.00
055-0000-2001	Accounts Payable Pending	0.00	0.00	0.00
061-0000-2001	Accounts Payable Pending	0.00	0.00	0.00
062-0000-2001	Accounts Payable Pending	0.00	0.00	0.00
080-0000-2001	Accounts Payable Pending	0.00	(46.40)	(46.40)
500-0000-2001	Accounts Payable Pending	0.00	(17.60)	(17.60)
510-0000-2001	Accounts Payable Pending	(3,599.51)	3,259.56	(339.95)
515-0000-2001	Accounts Payable Pending	0.00	0.00	0.00
525-0000-2001	Accounts Payable Pending	0.00	0.00	0.00
535-0000-2001	Accounts Payable Pending	0.00	0.00	0.00
550-0000-2001	Accounts Payable Pending	0.00	0.00	0.00
555-0000-2001	Accounts Payable Pending	0.00	0.00	0.00
620-0000-2001	Accounts Payable Pending	0.00	0.00	0.00
TOTAL ACCOUNTS PAYABLE PENDING				
		(3,885.19)	2,668.68	(1,216.51)
DUE FROM OTHER FUNDS				
999-0000-1551	Due From General Fund	285.68	526.88	812.56
999-0000-1552	Due From Sales Tax Fund	0.00	0.00	0.00
999-0000-1553	Due From Franchise Fees Fund	0.00	0.00	0.00
999-0000-1554	Due From Designated Tax Fund	0.00	0.00	0.00
999-0000-1555	Due From Animal Control Donation	0.00	0.00	0.00
999-0000-1556	Due From Act 1809 of 2001 Court Auto	0.00	0.00	0.00
999-0000-1557	Due From Park 1/8 SalesTax O & M	0.00	0.00	0.00
999-0000-1558	Due From Act 833 of 1991 Fire	0.00	0.00	0.00
999-0000-1559	Due From Fire 3/8 SalesTax	0.00	0.00	0.00
999-0000-1560	Due From Act 918 of 1983 Police	0.00	0.00	0.00
999-0000-1561	Due From Act 988 of 1991 Emerg Veh	0.00	0.00	0.00
999-0000-1562	Due From Street Fund	0.00	46.40	46.40
999-0000-1563	Due From Revenue Fund - Water & WW	0.00	17.60	17.60
999-0000-1564	Due From Water Operating Fund	3,599.51	(3,259.56)	339.95
999-0000-1565	Due From Stormwater Utility Fund	0.00	0.00	0.00
999-0000-1566	Due From Depreciation - WW	0.00	0.00	0.00
999-0000-1567	Due From Sub-Div Impact WW	0.00	0.00	0.00
999-0000-1568	Due From Impact - Water	0.00	0.00	0.00
999-0000-1569	Due From Impact - WW	0.00	0.00	0.00
999-0000-1571	Due From Infra Fee	0.00	0.00	0.00
TOTAL DUE FROM OTHER FUNDS				
		3,885.19	(2,668.68)	1,216.51
ACCOUNTS PAYABLE				
999-0000-2000	Accounts Payable	(3,885.19)	2,668.68	(1,216.51)
TOTAL ACCOUNTS PAYABLE				
		(3,885.19)	2,668.68	(1,216.51)
AP PENDING				
(1,216.51)	AP Pending	(1,216.51)		(1,216.51)
(1,216.51)	Accounts Payable	(1,216.51)		(1,216.51)
0.00	Difference	0.00		0.00
Due From Other Funds				
(1,216.51)	Due From Other Funds	(1,216.51)		(1,216.51)
(1,216.51)	Accounts Payable	(1,216.51)		(1,216.51)
0.00	Difference	0.00		0.00



Bryant, AR

Balance Sheet

Account Summary

As Of 10/31/2024

Category	001 - General Fund	002 - Sales Tax Fund	003 - Franchise Fees Fund	005 - Designated Tax Fund	007 - Investment Account	010 - Electronic Tax	045 - Park 1/8 SalesTax O & M	Total
Asset								
A01 - Cash & Equivalents	5,734,579.94	3,407,737.77	4,517,859.31	2,525,017.19	1.32	2,076.84	359,106.47	16,546,378.84
A10 - Receivables	19,726.54	0.00	0.00	0.00	0.00	0.00	0.00	19,726.54
Total Asset:	5,754,306.48	3,407,737.77	4,517,859.31	2,525,017.19	1.32	2,076.84	359,106.47	16,566,105.38
Liability								
L01 - Current Liabilities	28,279.49	0.00	0.00	0.00	0.00	2,076.84	0.00	30,356.33
Total Liability:	28,279.49	0.00	0.00	0.00	0.00	2,076.84	0.00	30,356.33
Equity								
Q30 - Equity	4,749,415.48	3,393,918.06	4,335,696.86	2,511,187.48	814,015.64	0.00	357,382.76	16,161,616.28
Total Total Beginning Equity:	4,749,415.48	3,393,918.06	4,335,696.86	2,511,187.48	814,015.64	0.00	357,382.76	16,161,616.28
Total Revenue	16,269,779.41	5,507,149.71	1,283,689.54	5,507,149.71	30,866.85	0.00	688,393.71	29,287,028.93
Total Expense	15,293,167.90	5,493,330.00	1,101,527.09	5,493,320.00	844,881.17	0.00	686,670.00	28,912,896.16
Revenues Over/Under Expenses	976,611.51	13,819.71	182,162.45	13,829.71	-814,014.32	0.00	1,723.71	374,132.77
Total Equity and Current Surplus (Deficit):	5,726,026.99	3,407,737.77	4,517,859.31	2,525,017.19	1.32	0.00	359,106.47	16,535,749.05
Total Liabilities, Equity and Current Surplus (Deficit):	5,754,306.48	3,407,737.77	4,517,859.31	2,525,017.19	1.32	2,076.84	359,106.47	16,566,105.38



Bryant, AR

Balance Sheet

Account Summary

As Of 10/31/2024

Category	020 - Animal Control Donatio	051 - Act 833 of 1991 Fire	061 - Act 918 of 1983 Police	062 - Act 988 of 1991 Emerg Veh	066 - Federal Drug Control	068 - State Drug Control	Total
Asset							
A01 - Cash & Equivalents	29,218.37	105,123.24	65,112.80	43,289.00	29,256.18	42,250.81	314,250.40
	29,218.37	105,123.24	65,112.80	43,289.00	29,256.18	42,250.81	314,250.40
Total Asset:							
Liability							
L01 - Current Liabilities	30,570.89	0.00	0.00	0.00	0.00	0.00	30,570.89
	30,570.89	0.00	0.00	0.00	0.00	0.00	30,570.89
Equity							
Q30 - Equity	-89.64	74,466.74	61,046.40	36,464.18	29,256.18	26,473.40	227,617.26
	-89.64	74,466.74	61,046.40	36,464.18	29,256.18	26,473.40	227,617.26
Total Revenue	0.00	37,214.17	13,426.40	6,824.82	0.00	18,294.00	75,759.39
Total Expense	1,262.88	6,557.67	9,360.00	0.00	0.00	2,516.59	19,697.14
Revenues Over/Under Expenses	-1,262.88	30,656.50	4,066.40	6,824.82	0.00	15,777.41	56,062.25
	-1,352.52	105,123.24	65,112.80	43,289.00	29,256.18	42,250.81	283,679.51
Total Equity and Current Surplus (Deficit):							
	29,218.37	105,123.24	65,112.80	43,289.00	29,256.18	42,250.81	314,250.40
Total Liabilities, Equity and Current Surplus (Deficit):							



Bryant, AR

Balance Sheet Account Summary As Of 10/31/2024

Category	080 - Street Fun	182 - 2023 Improvement Revenue Bond Fund	183 - 2023 Street Bond DSR	185 - Street Bond 2016 DS	186 - Street Bond 2016 DSR	188 - 2023 Improvement Fund	Total
Asset							
A01 - Cash & Equivalents	475,323.26	202,485.28	594,163.30	370,499.10	339,163.99	1,950,816.32	3,932,451.25
	475,323.26	202,485.28	594,163.30	370,499.10	339,163.99	1,950,816.32	3,932,451.25
Liability							
L01 - Current Liabilities	-46.40	0.00	0.00	0.00	0.00	0.00	-46.40
	-46.40	0.00	0.00	0.00	0.00	0.00	-46.40
Equity							
Q30 - Equity	1,523,839.83	251,309.71	601,912.83	479,620.65	324,793.75	5,958,328.00	9,139,804.77
	1,523,839.83	251,309.71	601,912.83	479,620.65	324,793.75	5,958,328.00	9,139,804.77
Total Revenue	3,682,509.00	475,551.85	25,872.38	527,976.69	14,370.24	223,496.81	4,949,776.97
Total Expense	4,730,979.17	524,376.28	33,621.91	637,098.24	0.00	4,231,008.49	10,157,084.09
Revenues Over/Under Expenses	-1,048,470.17	-48,824.43	-7,749.53	-109,121.55	14,370.24	-4,007,511.68	-5,207,307.12
Total Equity and Current Surplus (Deficit):	475,369.66	202,485.28	594,163.30	370,499.10	339,163.99	1,950,816.32	3,932,497.65
Total Liabilities, Equity and Current Surplus (Deficit):	475,323.26	202,485.28	594,163.30	370,499.10	339,163.99	1,950,816.32	3,932,451.25



Bryant, AR

Balance Sheet

Account Summary

As Of 10/31/2024

Category	030 - Act 1256 of 1995 Court	031 - Act 1809 of 2001 Court Auto	090 - Long Term Governmental Capital Asset Fund	110 - Special Redemp - 2016 Bond	113 - Debt Service Reserve Fund	114 - 2016 Bond Fund	165 - Long Term Governmental Debt Fund	Total
Asset								
A01 - Cash & Equivalents	1.08	37,140.16	0.00	87,214.82	742,409.38	2,209,447.25	0.00	3,076,212.69
A30 - Fixed Assets	0.00	0.00	65,850,224.83	0.00	0.00	0.00	0.00	65,850,224.83
A50 - Other Assets	0.00	0.00	0.00	0.00	0.00	0.00	7,908,699.63	7,908,699.63
Total Asset:	1.08	37,140.16	65,850,224.83	87,214.82	742,409.38	2,209,447.25	7,908,699.63	76,835,137.15
Liability								
L01 - Current Liabilities	0.00	0.00	0.00	0.00	0.00	0.00	371,433.00	371,433.00
L80 - Long Term Liabilities	0.00	0.00	0.00	0.00	0.00	0.00	61,755,248.53	61,755,248.53
Total Liability:	0.00	0.00	0.00	0.00	0.00	0.00	62,126,681.53	62,126,681.53
Equity								
Q30 - Equity	1.08	64,060.69	59,105,248.29	52,059.83	742,409.38	865,023.05	-53,640,542.81	7,188,259.51
Total Total Beginning Equity:	1.08	64,060.69	59,105,248.29	52,059.83	742,409.38	865,023.05	-53,640,542.81	7,188,259.51
Total Revenue	297,631.16	35,730.00	0.00	35,154.99	32,232.58	2,811,064.83	0.00	3,211,813.56
Total Expense	297,631.16	62,650.53	-6,744,976.54	0.00	32,232.58	1,466,640.63	577,439.09	-4,308,382.55
Revenues Over/Under Expenses	0.00	-26,920.53	6,744,976.54	35,154.99	0.00	1,344,424.20	-577,439.09	7,520,196.11
Total Equity and Current Surplus (Deficit):	1.08	37,140.16	65,850,224.83	87,214.82	742,409.38	2,209,447.25	-54,217,981.90	14,708,455.62
Total Liabilities, Equity and Current Surplus (Deficit):	1.08	37,140.16	65,850,224.83	87,214.82	742,409.38	2,209,447.25	7,908,699.63	76,835,137.15



Bryant, AR

Balance Sheet

Account Summary

As Of 10/31/2024

Category	500 - Water Fun	510 - Wastewater Fun	515 - Stormwater Utili	525 - Depreciation - WW	550 - Impact - Water	555 - Impact - WW	Total
Asset							
A01 - Cash & Equivalents	144,312.67	2,474,211.38	1,124,367.14	1,380,611.56	49,792.00	32,000.00	5,205,294.75
A10 - Receivables	856,299.58	0.00	0.00	0.00	0.00	0.00	856,299.58
A30 - Fixed Assets	17,692,299.10	19,656,978.11	4,462,771.04	0.00	0.00	0.00	41,812,048.25
A50 - Other Assets	71,217.20	524,811.71	0.00	0.00	0.00	0.00	596,028.91
Total Asset:	18,764,128.55	22,656,001.20	5,587,138.18	1,380,611.56	49,792.00	32,000.00	48,469,671.49
Liability							
L01 - Current Liabilities	808,929.96	818,440.14	0.00	0.00	0.00	0.00	1,627,370.10
L80 - Long Term Liabilities	4,804,926.09	7,118,739.13	0.00	0.00	0.00	0.00	11,923,665.22
Total Liability:	5,613,856.05	7,937,179.27	0.00	0.00	0.00	0.00	13,551,035.32
Equity							
Q30 - Equity	12,184,118.74	12,713,540.05	4,285,763.51	1,051,386.68	0.00	97,515.00	30,332,323.98
Total Total Beginning Equity:	12,184,118.74	12,713,540.05	4,285,763.51	1,051,386.68	0.00	97,515.00	30,332,323.98
Total Revenue	9,627,366.13	6,055,277.58	1,419,345.27	438,224.88	49,792.00	57,850.00	17,647,855.86
Total Expense	8,661,212.37	4,049,995.70	117,970.60	109,000.00	0.00	123,365.00	13,061,543.67
Revenues Over/Under Expenses	966,153.76	2,005,281.88	1,301,374.67	329,224.88	49,792.00	-65,515.00	4,586,312.19
Total Equity and Current Surplus (Deficit):	13,150,272.50	14,718,821.93	5,587,138.18	1,380,611.56	49,792.00	32,000.00	34,918,636.17
Total Liabilities, Equity and Current Surplus (Deficit):	18,764,128.55	22,656,001.20	5,587,138.18	1,380,611.56	49,792.00	32,000.00	48,469,671.49



Bryant, AR

Balance Sheet

Account Summary

As Of 10/31/2024

Category	604 - W/WW Ref Rev 2017 Bd Fr	606 - W/WW Ref Rev Bonds 2017 DSR	620 - 10/2023 Infrastructure Fee W/WW	Total
Asset				
A01 - Cash & Equivalents	170,055.29	299,157.64	521,066.79	990,279.72
	170,055.29	299,157.64	521,066.79	990,279.72
Equity				
Q30 - Equity	19,521.36	286,519.48	0.00	306,040.84
	19,521.36	286,519.48	0.00	306,040.84
Total Revenue	195,828.76	12,638.16	1,584,575.65	1,793,042.57
Total Expense	45,294.83	0.00	1,063,508.86	1,108,803.69
Revenues Over/Under Expenses	150,533.93	12,638.16	521,066.79	684,238.88
Total Equity and Current Surplus (Deficit):	170,055.29	299,157.64	521,066.79	990,279.72
Total Liabilities, Equity and Current Surplus (Deficit):	170,055.29	299,157.64	521,066.79	990,279.72



Bryant, AR

Budget Report

Account Summary

For Fiscal: 2024 Period Ending: 10/31/2024

Fund: 001 - General Fund		Original	Current	Period	Fiscal	Encumbrances	Variance	Percent
Department: 0100 - Administration		Total Budget	Total Budget	Activity	Activity		Favorable	Remaining
Revenue							(Unfavorable)	
Category: R15 - Taxes - Property								
001-0100-4150	State Turnback	308,400.00	308,400.00	21,172.00	264,944.25	0.00	-43,455.75	14.09 %
001-0100-4151	Saline County Treasurer	1,330,820.00	1,330,820.00	105,634.72	860,815.47	0.00	-470,004.53	35.32 %
Category: R15 - Taxes - Property Total:		1,639,220.00	1,639,220.00	126,806.72	1,125,759.72	0.00	-513,460.28	31.32 %
Category: R60 - Miscellaneous Revenue								
001-0100-4600	Miscellaneous Revenue	1,000.00	7,800.00	153.73	7,806.79	0.00	6.79	100.09 %
Category: R60 - Miscellaneous Revenue Total:		1,000.00	7,800.00	153.73	7,806.79	0.00	6.79	0.09 %
Category: R62 - Intergovernmental Tsfrs								
001-0100-4627	Xfer from Sales Tax	6,592,000.00	6,592,000.00	549,333.00	5,493,330.00	0.00	-1,098,670.00	16.67 %
001-0100-4629	Xfer Franchise Tax	175,000.00	175,000.00	14,583.33	145,833.30	0.00	-29,166.70	16.67 %
Category: R62 - Intergovernmental Tsfrs Total:		6,767,000.00	6,767,000.00	563,916.33	5,639,163.30	0.00	-1,127,836.70	16.67 %
Category: R85 - Interest Revenue								
001-0100-4850	Interest Revenue	300,000.00	300,000.00	25,043.71	267,308.75	0.00	-32,691.25	10.90 %
Category: R85 - Interest Revenue Total:		300,000.00	300,000.00	25,043.71	267,308.75	0.00	-32,691.25	10.90 %
Revenue Total:		8,707,220.00	8,714,020.00	715,920.49	7,040,038.56	0.00	-1,673,981.44	19.21 %
Expense								
Category: E01 - Personnel Expense								
001-0100-5000	Salary Expense	720,931.59	720,931.59	46,935.94	523,730.15	0.00	197,201.44	27.35 %
001-0100-5001	Elected Off. 2009-24, 2011-27	326,032.00	330,912.00	25,802.11	272,609.70	0.00	58,302.30	17.62 %
001-0100-5005	SWB Reimbursement	-1,051,415.00	-1,051,415.00	-87,617.85	-876,178.50	0.00	-175,236.50	16.67 %
001-0100-5010	Overtime Expense	5,000.00	5,000.00	0.00	859.33	0.00	4,140.67	82.81 %
001-0100-5020	FICA Expense	83,671.65	83,671.65	5,469.62	60,024.76	0.00	23,646.89	28.26 %
001-0100-5022	Unemployment Expense	720.00	720.00	0.00	141.77	0.00	578.23	80.31 %
001-0100-5025	Worker's Comp Expense	550.00	3,000.00	0.00	2,920.00	0.00	80.00	2.67 %
001-0100-5030	APERS Expense	158,195.43	158,195.43	10,940.49	120,990.34	0.00	37,205.09	23.52 %
001-0100-5040	Health Insurance Expense	117,572.52	117,572.52	7,216.14	66,230.35	0.00	51,342.17	43.67 %
001-0100-5042	Employee Assistance Program	4,000.00	4,000.00	0.00	2,957.64	0.00	1,042.36	26.06 %
001-0100-5050	Physical & Drug Screen Exp	800.00	800.00	19.04	354.00	0.00	446.00	55.75 %
001-0100-5054	Bring Your Own Device - Phone	300.00	300.00	25.00	250.00	0.00	50.00	16.67 %
001-0100-5055	Uniform Expense	500.00	500.00	0.00	0.00	0.00	500.00	100.00 %
001-0100-5057	Vehicle Allowance	6,000.00	6,000.00	461.54	3,461.55	0.00	2,538.45	42.31 %

Budget Report

	Original Total Budget	Current Total Budget	Period Activity	Fiscal Activity	Encumbrances	Variance Favorable (Unfavorable)	Percent Remaining
001-0100-5060	25,700.00	25,700.00	1,480.10	8,986.40	49.42	16,664.18	64.84 %
001-0100-5062	8,330.00	8,330.00	0.00	4,766.61	0.00	3,563.39	42.78 %
001-0100-5063	1,000.00	1,000.00	0.00	0.00	0.00	1,000.00	100.00 %
001-0100-5065	100.00	100.00	0.00	0.00	0.00	100.00	100.00 %
Category: E01 - Personnel Expense Total:							53.73%
	407,988.19	415,318.19	10,732.13	192,104.10	49.42	223,164.67	
Category: E10 - Building & Grounds Exp							
001-0100-5102	1,895.00	1,895.00	0.00	1,119.34	656.14	119.52	6.31 %
001-0100-5104	5,500.00	5,500.00	700.00	5,897.87	0.00	-397.87	-7.23 %
001-0100-5110	8,400.00	8,400.00	571.97	5,142.24	0.00	3,257.76	38.78 %
001-0100-5111	1,000.00	1,000.00	4.13	842.59	0.00	157.41	15.74 %
001-0100-5112	750.00	1,260.00	146.75	1,091.74	0.00	168.26	13.35 %
001-0100-5115	9,408.00	9,408.00	798.49	7,828.73	0.00	1,579.27	16.79 %
001-0100-5116	7,440.00	7,440.00	422.39	5,584.11	0.00	1,855.89	24.94 %
001-0100-5120	6,300.00	6,300.00	0.00	0.00	0.00	6,300.00	100.00 %
001-0100-5130	1,080.00	1,080.00	87.42	786.78	0.00	293.22	27.15 %
001-0100-5142	4,500.00	4,500.00	1,103.08	9,231.90	554.22	-5,286.12	-117.47 %
001-0100-5145	1,000.00	1,000.00	0.00	0.00	0.00	1,000.00	100.00 %
Category: E10 - Building & Grounds Exp Total:							18.93%
	47,273.00	47,783.00	3,834.23	37,525.30	1,210.36	9,047.34	
Category: E20 - Vehicle Expense							
001-0100-5200	1,500.00	5,600.00	452.12	4,522.68	0.00	1,077.32	19.24 %
001-0100-5212	1,000.00	1,000.00	0.00	0.00	0.00	1,000.00	100.00 %
001-0100-5225	1,150.00	1,150.00	0.00	472.65	0.00	677.35	58.90 %
Category: E20 - Vehicle Expense Total:							35.54%
	3,650.00	7,750.00	452.12	4,995.33	0.00	2,754.67	
Category: E30 - Supply Expense							
001-0100-5300	4,500.00	4,500.00	816.32	9,910.98	1,329.62	-6,740.60	-149.79 %
001-0100-5334	2,000.00	2,000.00	0.00	0.00	0.00	2,000.00	100.00 %
001-0100-5350	1,400.00	1,400.00	333.62	920.46	23.19	456.35	32.60 %
Category: E30 - Supply Expense Total:							-54.23%
	7,900.00	7,900.00	1,149.94	10,831.44	1,352.81	-4,284.25	
Category: E40 - Operations Expense							
001-0100-5480	76,212.00	73,041.00	52,724.65	55,026.65	1,714.48	16,299.87	22.32 %
001-0100-5505	12,050.00	12,050.00	3,251.45	15,586.45	0.00	-3,536.45	-29.35 %
001-0100-5506	6,100.00	6,100.00	0.00	758.84	350.00	4,991.16	81.82 %
001-0100-5510	500.00	500.00	0.00	0.00	0.00	500.00	100.00 %
001-0100-5515	10,000.00	10,000.00	0.00	12,865.15	0.00	-2,865.15	-28.65 %
001-0100-5535	2,500.00	2,500.00	845.00	3,918.00	0.00	-1,418.00	-56.72 %
Category: E40 - Operations Expense Total:							13.41%
	107,362.00	104,191.00	56,821.10	88,155.09	2,064.48	13,971.43	
Category: E55 - Professional Services							
001-0100-5550	12,750.00	12,750.00	0.00	13,050.00	0.00	-300.00	-2.35 %
001-0100-5553	2,500.00	2,500.00	0.00	1,587.10	580.50	332.40	13.30 %
001-0100-5583	6,000.00	6,000.00	4,377.86	7,757.36	0.00	-1,757.36	-29.29 %

Budget Report

For Fiscal: 2024 Period Ending: 10/31/2024

	Original Total Budget	Current Total Budget	Period Activity	Fiscal Activity	Encumbrances	Variance Favorable (Unfavorable)	Percent Remaining
001-0100-5586	61,440.00	77,190.00	12,940.27	66,940.62	5,628.31	4,621.07	5.99 %
001-0100-5588	1,500.00	1,500.00	0.00	0.00	0.00	1,500.00	100.00 %
001-0100-5589	100.00	100.00	0.00	0.00	0.00	100.00	100.00 %
Category: E55 - Professional Services Total:	84,290.00	100,040.00	17,318.13	89,335.08	6,208.81	4,496.11	4.49 %
Category: E60 - Miscellaneous Expense							
001-0100-5600	100.00	100.00	152.73	-671.80	0.00	771.80	771.80 %
001-0100-5608	15,000.00	15,000.00	45.00	1,765.14	1,127.50	12,107.36	80.72 %
Category: E60 - Miscellaneous Expense Total:	15,100.00	15,100.00	197.73	1,093.34	1,127.50	12,879.16	85.29 %
Category: E68 - Donation Expense							
001-0100-5680	50,000.00	50,000.00	12,500.00	50,000.00	0.00	0.00	0.00 %
001-0100-5681	35,000.00	35,550.00	7,500.00	35,543.20	0.00	6.80	0.02 %
001-0100-5682	10,000.00	10,000.00	2,500.00	10,000.00	0.00	0.00	0.00 %
Category: E68 - Donation Expense Total:	95,000.00	95,550.00	22,500.00	95,543.20	0.00	6.80	0.01 %
Expense Total:	768,563.19	793,632.19	113,005.38	519,582.88	12,013.38	262,035.93	33.02 %
Department: 0100 - Administration Surplus (Deficit):	7,938,656.81	7,920,387.81	602,915.11	6,520,455.68	-12,013.38	-1,411,945.51	17.83 %
Department: 0110 - Information Technology Expense							
Category: E01 - Personnel Expense							
001-0110-5060	10,000.00	9,500.00	0.00	2,330.00	0.00	7,170.00	75.47 %
Category: E01 - Personnel Expense Total:	10,000.00	9,500.00	0.00	2,330.00	0.00	7,170.00	75.47 %
Category: E20 - Vehicle Expense							
001-0110-5210	0.00	500.00	0.00	83.49	0.00	416.51	83.30 %
Category: E20 - Vehicle Expense Total:	0.00	500.00	0.00	83.49	0.00	416.51	83.30 %
Category: E60 - Miscellaneous Expense							
001-0110-5604	28,000.00	30,000.00	2,313.18	19,013.34	1,689.66	9,297.00	30.99 %
001-0110-5606	25,000.00	25,000.00	2,966.54	11,915.50	1,263.00	11,821.50	47.29 %
001-0110-5608	130,100.00	130,100.00	12,404.57	114,951.32	142.49	15,006.19	11.53 %
001-0110-5610	11,000.00	11,000.00	0.00	22,353.01	18,000.00	-29,353.01	-266.85 %
001-0110-5612	1,000.00	1,000.00	49.20	196.74	0.00	803.26	80.33 %
001-0110-5614	32,000.00	32,000.00	2,458.93	23,659.04	0.00	8,340.96	26.07 %
Category: E60 - Miscellaneous Expense Total:	227,100.00	229,100.00	20,192.42	192,088.95	21,095.15	15,915.90	6.95 %
Expense Total:	237,100.00	239,100.00	20,192.42	194,502.44	21,095.15	23,502.41	9.83 %
Department: 0110 - Information Technology Total:	237,100.00	239,100.00	20,192.42	194,502.44	21,095.15	23,502.41	9.83 %
Department: 0120 - Planning & Development Revenue							
Category: R10 - Taxes - Sales							
001-0120-4656	125,000.00	125,000.00	0.00	32,068.93	0.00	-92,931.07	74.34 %
Category: R10 - Taxes - Sales Total:	125,000.00	125,000.00	0.00	32,068.93	0.00	-92,931.07	74.34 %

Budget Report

Category: R20 - Licenses Permits & Fees

	Original Total Budget	Current Total Budget	Period Activity	Fiscal Activity	Encumbrances	Variance Favorable (Unfavorable)	Percent Remaining
001-0120-4200	10,000.00	10,000.00	832.68	4,826.78	0.00	-5,173.22	51.73 %
001-0120-4206	2,000.00	2,000.00	1,250.00	2,665.00	0.00	665.00	133.25 %
001-0120-4208	165,000.00	165,000.00	3,506.25	160,168.13	0.00	-4,831.87	2.93 %
001-0120-4210	11,750.00	11,750.00	2,550.45	8,161.15	0.00	-3,588.85	30.54 %
001-0120-4214	80,000.00	80,000.00	12,638.52	82,130.38	0.00	-2,130.38	102.66 %
001-0120-4214	62,000.00	62,000.00	5,494.58	51,704.13	0.00	-10,295.87	16.61 %
001-0120-4220	1,300.00	1,300.00	250.00	1,350.00	0.00	50.00	103.85 %
001-0120-4226	60,000.00	60,000.00	540.00	22,598.55	0.00	-37,401.45	62.34 %
001-0120-4228	4,000.00	4,000.00	300.00	5,897.80	0.00	1,897.80	147.45 %
001-0120-4230	45,000.00	45,000.00	3,085.80	36,149.56	0.00	-8,850.44	19.67 %
001-0120-4232	9,000.00	9,000.00	995.00	6,385.00	0.00	-2,615.00	29.06 %
001-0120-4234	40,000.00	40,000.00	6,634.32	47,952.62	0.00	7,952.62	119.88 %
001-0120-4236	4,000.00	4,000.00	400.80	2,809.54	0.00	-1,190.46	29.76 %
001-0120-4238	250.00	250.00	0.00	0.00	0.00	-250.00	100.00 %
001-0120-4240	12,500.00	12,500.00	150.00	7,855.00	0.00	-4,645.00	37.16 %
001-0120-4242	1,500.00	1,500.00	60.00	580.00	0.00	-920.00	61.33 %
001-0120-4244	5,500.00	5,500.00	350.00	2,799.38	0.00	-2,700.62	49.10 %
001-0120-4248	4,500.00	4,500.00	312.00	769.00	0.00	-3,731.00	82.91 %
001-0120-4250	35,000.00	35,000.00	15,760.72	119,446.24	0.00	84,446.24	341.27 %
001-0120-4258	553,300.00	553,300.00	55,111.12	564,248.26	0.00	10,948.26	1.98%

Category: R20 - Licenses Permits & Fees Total:

Category: R64 - Reimbursement

001-0120-4560	1,000.00	1,000.00	0.00	0.00	0.00	-1,000.00	100.00 %
Vacant Home Clean Up							
Category: R64 - Reimbursement Total:							
Revenue Total:							
	679,300.00	679,300.00	55,111.12	596,317.19	0.00	-82,982.81	12.22%

Expense

Category: E01 - Personnel Expense

001-0120-5000	411,696.05	405,756.05	35,227.92	338,209.49	0.00	67,546.56	16.65 %
001-0120-5010	500.00	500.00	360.46	1,471.44	0.00	-971.44	-194.29 %
001-0120-5020	32,035.00	32,035.00	2,665.82	25,444.88	0.00	6,590.12	20.57 %
001-0120-5022	420.00	420.00	0.00	125.99	0.00	294.01	70.00 %
001-0120-5025	1,050.00	1,050.00	0.00	3,177.00	0.00	-2,127.00	-202.57 %
001-0120-5030	62,270.00	62,270.00	5,295.13	50,402.16	0.00	11,867.84	19.06 %
001-0120-5040	67,318.76	67,318.76	6,652.26	61,398.70	0.00	5,920.06	8.79 %
001-0120-5050	150.00	150.00	0.00	0.00	0.00	150.00	100.00 %
001-0120-5055	1,000.00	1,000.00	0.00	261.48	0.00	738.52	73.85 %
001-0120-5060	12,500.00	12,500.00	1,125.17	10,330.54	2,054.69	114.77	0.92 %
Category: E01 - Personnel Expense Total:							
	588,939.81	582,999.81	51,326.76	490,821.68	2,054.69	90,123.44	15.46%

Category: E10 - Building & Grounds Exp

001-0120-5110	1,320.00	1,320.00	142.98	1,285.52	0.00	34.48	2.61 %
Utilities - Electric							

Budget Report

For Fiscal: 2024 Period Ending: 10/31/2024

	Original Total Budget	Current Total Budget	Period Activity	Fiscal Activity	Encumbrances	Variance Favorable (Unfavorable)	Percent Remaining
001-0120-5111 Utilities - Gas	240.00	240.00	1.03	210.64	0.00	29.36	12.23 %
001-0120-5112 Utilities - Water	200.00	324.00	36.69	272.93	0.00	51.07	15.76 %
001-0120-5115 Com Exp - Tel Landline.Interne	1,500.00	1,500.00	0.00	1,122.28	125.00	252.72	16.85 %
001-0120-5116 Communication Exp - Cellular	5,500.00	5,500.00	341.38	3,295.19	0.00	2,204.81	40.09 %
001-0120-5120 Insurance - Property	400.00	400.00	0.00	0.00	0.00	400.00	100.00 %
001-0120-5130 Sanitation	265.00	265.00	21.56	194.04	0.00	70.96	26.78 %
Category: E10 - Building & Grounds Exp Total:	9,425.00	9,549.00	543.64	6,380.60	125.00	3,043.40	31.87%
Category: E20 - Vehicle Expense							
001-0120-5200 Fuel Expense	9,000.00	9,000.00	1,282.85	6,499.00	0.00	2,501.00	27.79 %
001-0120-5210 Service & Repair - Vehicle	14,650.00	14,650.00	2,881.01	14,911.26	1,600.00	-1,861.26	-12.70 %
001-0120-5225 Insurance Expense - Vehicle	2,093.01	2,093.01	1,534.30	2,903.60	0.00	-810.59	-38.73 %
Category: E20 - Vehicle Expense Total:	25,743.01	25,743.01	5,698.16	24,313.86	1,600.00	-170.85	-0.66%
Category: E30 - Supply Expense							
001-0120-5300 Supplies - Office	2,500.00	2,500.00	29.60	566.38	40.87	1,892.75	75.71 %
001-0120-5350 Postage Expense	2,000.00	2,000.00	153.52	485.95	23.19	1,490.86	74.54 %
Category: E30 - Supply Expense Total:	4,500.00	4,500.00	183.12	1,052.33	64.06	3,383.61	75.19%
Category: E40 - Operations Expense							
001-0120-5405 Act 474 Surcharge	10,000.00	10,000.00	1,329.05	3,529.57	833.00	5,637.43	56.37 %
001-0120-5475 Credit Card Fees	7,300.00	7,300.00	1,311.18	10,930.53	0.00	-3,630.53	-49.73 %
001-0120-5480 Dues & Subscriptions	23,000.00	23,000.00	19,152.45	19,252.44	101.00	3,646.56	15.85 %
Category: E40 - Operations Expense Total:	40,300.00	40,300.00	21,792.68	33,712.54	934.00	5,653.46	14.03%
Category: E55 - Professional Services							
001-0120-5553 Prof Services - Advertising	1,000.00	1,000.00	789.00	2,306.14	0.00	-1,306.14	-130.61 %
001-0120-5560 Vacant Home Cleanup	5,000.00	0.00	0.00	0.00	0.00	0.00	0.00 %
001-0120-5568 Prof Services - Electrical Ins	30,000.00	30,000.00	3,555.00	33,030.00	-300.00	-2,730.00	-9.10 %
001-0120-5571 Prof Services - Engineering	6,000.00	6,000.00	0.00	533.30	16.45	5,450.25	90.84 %
001-0120-5574 Prof Services - GIS	5,000.00	0.00	0.00	0.00	0.00	0.00	0.00 %
001-0120-5589 Prof Services - Printing	700.00	700.00	0.00	0.00	0.00	700.00	100.00 %
Category: E55 - Professional Services Total:	47,700.00	37,700.00	4,344.00	35,869.44	-283.55	2,114.11	5.61%
Category: E60 - Miscellaneous Expense							
001-0120-5600 Miscellaneous Expense	1,500.00	1,500.00	0.00	561.23	0.00	938.77	62.58 %
001-0120-5604 Hardware - New & Renewals	2,500.00	2,500.00	0.00	0.00	0.00	2,500.00	100.00 %
001-0120-5608 Software - New & Renewals	5,000.00	15,000.00	3,628.33	14,510.83	2,340.00	-1,850.83	-12.34 %
Category: E60 - Miscellaneous Expense Total:	9,000.00	19,000.00	3,628.33	15,072.06	2,340.00	1,587.94	8.36%
Expense Total:	725,607.82	719,791.82	87,516.69	607,222.51	6,834.20	105,735.11	14.69%
Department: 0120 - Planning & Development Surplus (Deficit):	-46,307.82	-40,491.82	-32,405.57	-10,905.32	-6,834.20	22,752.30	56.19%

Budget Report

		Original Total Budget	Current Total Budget	Period Activity	Fiscal Activity	Encumbrances	Variance Favorable (Unfavorable)	Percent Remaining
Department: 0160 - Engineering								
Expense								
Category: E01 - Personnel Expense								
001-0160-5025	Worker's Comp Expense	735.00	0.00	0.00	0.00	0.00	0.00	0.00 %
001-0160-5055	Uniform Expense	1,000.00	0.00	0.00	0.00	0.00	0.00	0.00 %
001-0160-5060	Travel & Training Expense	5,000.00	0.00	0.00	0.00	0.00	0.00	0.00 %
Category: E01 - Personnel Expense Total:		6,735.00	0.00	0.00	0.00	0.00	0.00	0.00%
Category: E10 - Building & Grounds Exp								
001-0160-5116	Communication Exp - Cellular	2,300.00	0.00	0.00	0.00	0.00	0.00	0.00 %
Category: E10 - Building & Grounds Exp Total:		2,300.00	0.00	0.00	0.00	0.00	0.00	0.00%
Category: E20 - Vehicle Expense								
001-0160-5200	Fuel Expense	7,500.00	0.00	-735.37	0.00	0.00	0.00	0.00 %
001-0160-5210	Service & Repair - Vehicle	21,500.00	0.00	0.00	0.00	0.00	0.00	0.00 %
001-0160-5225	Insurance Expense - Vehicle	1,913.23	0.00	-1,534.30	0.00	0.00	0.00	0.00 %
Category: E20 - Vehicle Expense Total:		30,913.23	0.00	-2,269.67	0.00	0.00	0.00	0.00%
Category: E30 - Supply Expense								
001-0160-5322	Supplies - Operating	5,000.00	0.00	0.00	0.00	0.00	0.00	0.00 %
Category: E30 - Supply Expense Total:		5,000.00	0.00	0.00	0.00	0.00	0.00	0.00%
Category: E60 - Miscellaneous Expense								
001-0160-5604	Hardware - New & Renewals	5,000.00	0.00	0.00	0.00	0.00	0.00	0.00 %
001-0160-5608	Software - New & Renewals	5,650.00	0.00	0.00	0.00	0.00	0.00	0.00 %
Category: E60 - Miscellaneous Expense Total:		10,650.00	0.00	0.00	0.00	0.00	0.00	0.00%
Expense Total:		55,598.23	0.00	-2,269.67	0.00	0.00	0.00	0.00%
Department: 0160 - Engineering Total:		55,598.23	0.00	-2,269.67	0.00	0.00	0.00	0.00%
Department: 0200 - Animal Control								
Revenue								
Category: R20 - Licenses Permits & Fees								
001-0200-4202	Adoption Revenue	5,500.00	5,500.00	156.26	2,479.26	0.00	-3,020.74	54.92 %
001-0200-4222	Misc Revenue - Animal Control	8,000.00	8,000.00	295.74	11,800.30	0.00	3,800.30	147.50 %
001-0200-4224	Dog License Fee	3,500.00	3,500.00	130.00	2,396.00	0.00	-1,104.00	31.54 %
001-0200-4246	Spay & Neuter Revenue	12,500.00	12,500.00	395.00	5,763.74	0.00	-6,736.26	53.89 %
Category: R20 - Licenses Permits & Fees Total:		29,500.00	29,500.00	977.00	22,439.30	0.00	-7,060.70	23.93%
Category: R40 - Fines & Forfeitures								
001-0200-4420	Animal Control Fines	6,000.00	6,000.00	300.00	2,485.00	0.00	-3,515.00	58.58 %
Category: R40 - Fines & Forfeitures Total:		6,000.00	6,000.00	300.00	2,485.00	0.00	-3,515.00	58.58%
Category: R62 - Intergovernmental Tsfrs								
001-0200-4627	Xfr Designated Tax	659,200.00	659,200.00	54,933.00	549,330.00	0.00	-109,870.00	16.67 %
Category: R62 - Intergovernmental Tsfrs Total:		659,200.00	659,200.00	54,933.00	549,330.00	0.00	-109,870.00	16.67%

Budget Report

For Fiscal: 2024 Period Ending: 10/31/2024

Category: R66 - Sale of Equipment

001-0200-4900	Sale of Capital Assets	0.00	0.00	0.00	0.00	0.00	0.00	0.00	0.00	0.00	0.00	0.00	0.00
Category: R66 - Sale of Equipment Total:		0.00	0.00	0.00	0.00	0.00	0.00	0.00	0.00	0.00	0.00	0.00	0.00
Revenue Total:		694,700.00	694,700.00	56,210.00	580,454.30	0.00	-114,245.70	16.45%					

Expense

Category: E01 - Personnel Expense

001-0200-5000	Salary Expense	402,664.01	402,664.01	28,928.97	300,758.19	0.00	101,905.82	25.31 %
001-0200-5005	SWB Reimbursement	94,783.00	94,783.00	7,898.58	78,985.80	0.00	15,797.20	16.67 %
001-0200-5010	Overtime Expense	12,000.00	12,000.00	2,633.64	13,118.30	0.00	-1,118.30	-9.32 %
001-0200-5020	FICA Expense	32,239.00	32,239.00	2,349.33	23,359.48	0.00	8,879.52	27.54 %
001-0200-5022	Unemployment Expense	576.00	576.00	3.00	138.55	0.00	437.45	75.95 %
001-0200-5025	Worker's Comp Expense	2,700.00	2,700.00	0.00	3,293.00	0.00	-593.00	-21.96 %
001-0200-5030	APERS Expense	64,257.00	64,257.00	4,674.39	47,275.48	0.00	16,981.52	26.43 %
001-0200-5040	Health Insurance Expense	79,404.76	79,404.76	5,609.86	53,077.12	0.00	26,327.64	33.16 %
001-0200-5050	Physical & Drug Screen Exp	500.00	500.00	0.00	660.23	0.00	-160.23	-32.05 %
001-0200-5055	Uniform Expense	1,500.00	1,500.00	0.00	4,353.82	0.00	-2,853.82	-190.25 %
001-0200-5060	Travel & Training Expense	20,000.00	20,000.00	1,887.30	18,070.47	0.00	1,929.53	9.65 %
001-0200-5065	First Aid Expense	200.00	200.00	0.00	47.76	0.00	152.24	76.12 %
Category: E01 - Personnel Expense Total:		710,823.77	710,823.77	53,985.07	543,138.20	0.00	167,685.57	23.59%

Category: E10 - Building & Grounds Exp

001-0200-5102	Repairs & Maint - Building	5,000.00	5,000.00	286.60	5,634.42	0.00	-634.42	-12.69 %
001-0200-5104	Repairs & Maint - Grounds	8,320.00	8,320.00	3,514.83	5,455.14	0.00	2,864.86	34.43 %
001-0200-5110	Utilities - Electric	10,000.00	10,000.00	589.07	7,608.73	0.00	2,391.27	23.91 %
001-0200-5111	Utilities - Gas	480.00	480.00	7.62	201.62	0.00	278.38	58.00 %
001-0200-5112	Utilities - Water	1,000.00	1,000.00	64.86	673.43	0.00	326.57	32.66 %
001-0200-5115	Com Exp - Tel Landline,Interne	9,500.00	9,500.00	774.18	7,497.02	0.00	2,002.98	21.08 %
001-0200-5116	Communication Exp - Cellular	4,440.00	4,440.00	317.52	3,128.72	0.00	1,311.28	29.53 %
001-0200-5120	Insurance - Property	1,500.00	1,500.00	0.00	0.00	0.00	1,500.00	100.00 %
001-0200-5130	Sanitation	1,500.00	1,500.00	125.41	1,128.69	0.00	371.31	24.75 %
001-0200-5140	Supplies - B&G	500.00	500.00	0.00	540.39	0.00	-40.39	-8.08 %
001-0200-5142	Janitorial Supplies and Main	4,000.00	4,000.00	1,754.18	8,683.28	0.00	-4,683.28	-117.08 %
001-0200-5145	Tools	1,500.00	1,500.00	292.71	4,253.29	0.00	-2,753.29	-183.55 %
Category: E10 - Building & Grounds Exp Total:		47,740.00	47,740.00	7,726.98	44,804.73	0.00	2,935.27	6.15%

Category: E20 - Vehicle Expense

001-0200-5200	Fuel Expense	4,500.00	5,900.00	542.46	5,597.31	0.00	302.69	5.13 %
001-0200-5210	Service & Repair - Vehicle	3,000.00	3,500.00	131.72	3,334.67	4,599.00	-4,433.67	-126.68 %
001-0200-5225	Insurance Expense - Vehicle	1,555.90	2,355.90	0.00	2,204.12	0.00	151.78	6.44 %
Category: E20 - Vehicle Expense Total:		9,055.90	11,755.90	674.18	11,136.10	4,599.00	-3,979.20	-33.85%

Category: E30 - Supply Expense

001-0200-5300	Supplies - Office	2,400.00	2,400.00	148.97	1,445.19	130.35	824.46	34.35 %
---------------	-------------------	----------	----------	--------	----------	--------	--------	---------

Budget Report

	Original Total Budget	Current Total Budget	Period Activity	Fiscal Activity	Encumbrances	Variance Favorable (Unfavorable)	Percent Remaining
<u>001-0200-5302</u>	350.00	350.00	57.38	380.31	0.00	-30.31	-8.66 %
<u>001-0200-5306</u>	1,000.00	1,000.00	0.00	0.00	0.00	1,000.00	100.00 %
<u>001-0200-5322</u>	6,300.00	3,600.00	0.00	2,624.56	0.00	975.44	27.10 %
<u>001-0200-5350</u>	100.00	100.00	117.74	385.32	23.19	-308.51	-308.51 %
<u>001-0200-5370</u>	15,000.00	15,000.00	2,344.79	11,825.04	0.00	3,174.96	21.17 %
<u>001-0200-5371</u>	1,000.00	1,000.00	30.00	60.00	0.00	940.00	94.00 %
Category: E30 - Supply Expense Total:	26,150.00	23,450.00	2,698.88	16,720.42	153.54	6,576.04	28.04%
<u>001-0200-5475</u>	1,500.00	1,500.00	56.73	935.92	0.00	564.08	37.61 %
<u>001-0200-5480</u>	825.00	825.00	50.00	327.19	0.00	497.81	60.34 %
Category: E40 - Operations Expense Total:	2,325.00	2,325.00	106.73	1,263.11	0.00	1,061.89	45.67%
Category: E55 - Professional Services							
<u>001-0200-5577</u>	4,000.00	4,000.00	540.00	4,375.00	340.00	-715.00	-17.88 %
<u>001-0200-5589</u>	1,000.00	1,000.00	221.92	365.85	0.00	634.15	63.42 %
<u>001-0200-5592</u>	25,000.00	25,000.00	4,392.01	25,153.47	705.00	-858.47	-3.43 %
<u>001-0200-5593</u>	5,000.00	5,000.00	1,137.56	7,117.46	0.00	-2,117.46	-42.35 %
Category: E55 - Professional Services Total:	35,000.00	35,000.00	6,291.49	37,011.78	1,045.00	-3,056.78	-8.73%
Category: E60 - Miscellaneous Expense							
<u>001-0200-5600</u>	1,000.00	6,000.00	0.00	147.74	0.00	5,852.26	97.54 %
<u>001-0200-5604</u>	1,500.00	1,500.00	0.00	0.00	0.00	1,500.00	100.00 %
<u>001-0200-5606</u>	0.00	0.00	0.00	8,176.36	0.00	-8,176.36	0.00 %
<u>001-0200-5608</u>	1,500.00	8,427.00	570.15	1,610.07	0.00	6,816.93	80.89 %
Category: E60 - Miscellaneous Expense Total:	4,000.00	15,927.00	570.15	9,934.17	0.00	5,992.83	37.63%
Category: E72 - Bond Expense							
<u>001-0200-5840</u>	7,680.00	7,680.00	667.83	5,626.94	0.00	1,053.06	13.71 %
Category: E72 - Bond Expense Total:	7,680.00	7,680.00	667.83	6,626.94	0.00	1,053.06	13.71%
Category: E85 - Interest Expense							
<u>001-0200-5850</u>	780.00	780.00	35.26	403.89	0.00	376.11	48.22 %
Category: E85 - Interest Expense Total:	780.00	780.00	35.26	403.89	0.00	376.11	48.22%
Department: 0200 - Animal Control Surplus (Deficit):	843,554.67	855,481.67	72,756.57	671,039.34	5,797.54	178,644.79	20.88%
	-148,854.67	-160,781.67	-16,546.57	-90,585.04	-5,797.54	64,399.09	40.05%
Department: 0300 - Court Revenue							
Category: R40 - Fines & Forfeitures							
<u>001-0300-4400</u>	200.00	200.00	18.12	181.20	0.00	-18.80	9.40 %
<u>001-0300-4412</u>	26,000.00	26,000.00	2,190.68	21,906.80	0.00	-4,093.20	15.74 %
<u>001-0300-4414</u>	400,000.00	400,000.00	34,047.89	347,430.51	0.00	-52,569.49	13.14 %
<u>001-0300-4416</u>	14,000.00	14,000.00	1,181.04	11,810.40	0.00	-2,189.60	15.64 %
<u>001-0300-4424</u>	4,700.00	4,700.00	394.84	3,948.40	0.00	-751.60	15.99 %

Budget Report

For Fiscal: 2024 Period Ending: 10/31/2024

	Original Total Budget	Current Total Budget	Period Activity	Fiscal Activity	Encumbrances	Variance Favorable (Unfavorable)	Percent Remaining
001-0300-4426	23,000.00	23,000.00	1,966.60	19,666.00	0.00	-3,334.00	14.50 %
001-0300-4428	65,000.00	65,000.00	4,658.95	48,875.96	0.00	-16,124.04	24.81 %
Category: R40 - Fines & Forfeitures Total:	532,900.00	532,900.00	44,458.12	453,819.27	0.00	-79,080.73	14.84%
Category: R60 - Miscellaneous Revenue							
Miscellaneous Revenue	50,520.00	50,520.00	366.56	42,577.70	0.00	-7,942.30	15.72 %
Category: R60 - Miscellaneous Revenue Total:	50,520.00	50,520.00	366.56	42,577.70	0.00	-7,942.30	15.72%
Category: R64 - Reimbursement							
Reimbursement RevSaline County	160,000.00	160,000.00	0.00	112,741.98	0.00	-47,258.02	29.54 %
Category: R64 - Reimbursement Total:	160,000.00	160,000.00	0.00	112,741.98	0.00	-47,258.02	29.54%
Revenue Total:	743,420.00	743,420.00	44,824.68	609,138.95	0.00	-134,281.05	18.06%
Expense							
Category: E01 - Personnel Expense							
Salary Expense	317,922.44	317,922.44	25,214.18	263,494.10	0.00	54,428.34	17.12 %
Overtime Expense	500.00	500.00	62.81	151.01	0.00	348.99	69.80 %
FICA Expense	24,696.00	24,696.00	1,876.26	19,564.97	0.00	5,131.03	20.78 %
Unemployment Expense	420.00	420.00	0.00	140.10	0.00	279.90	66.64 %
Worker's Comp Expense	1,700.00	1,700.00	0.00	2,163.00	0.00	-463.00	-27.24 %
APERS Expense	49,457.00	49,457.00	3,872.42	40,390.38	0.00	9,066.62	18.33 %
Health Insurance Expense	54,809.88	54,809.88	4,567.46	44,225.53	0.00	10,584.35	19.31 %
Physical & Drug Screen Exp	300.00	300.00	0.00	356.16	0.00	-56.16	-18.72 %
Uniform Expense	500.00	500.00	0.00	0.00	0.00	500.00	100.00 %
Travel & Training Expense	2,500.00	1,500.00	0.00	587.32	0.00	912.68	60.85 %
Judge - Share to State	29,000.00	29,000.00	2,405.18	24,051.80	0.00	4,948.20	17.06 %
Category: E01 - Personnel Expense Total:	481,805.32	480,805.32	37,998.31	395,124.37	0.00	85,680.95	17.82%
Category: E10 - Building & Grounds Exp							
Repairs & Maint - Building	5,000.00	6,000.00	4,868.00	5,016.32	169.00	814.68	13.58 %
Utilities - Electric	6,000.00	6,000.00	571.97	5,142.25	0.00	857.75	14.30 %
Utilities - Gas	1,200.00	1,200.00	4.13	842.57	0.00	357.43	29.79 %
Utilities - Water	1,000.00	1,000.00	146.75	1,091.74	0.00	-91.74	-9.17 %
Com Exp - Tel Landline.Interne	3,216.00	3,216.00	403.87	3,903.70	0.00	-687.70	-21.38 %
Sanitation	1,080.00	1,080.00	86.25	776.25	0.00	303.75	28.13 %
Janitorial Supplies and Main	500.00	500.00	0.00	863.80	0.00	-363.80	-72.76 %
Category: E10 - Building & Grounds Exp Total:	17,996.00	18,996.00	6,080.97	17,636.63	169.00	1,190.37	6.27%
Category: E30 - Supply Expense							
Supplies - Office	9,000.00	9,000.00	579.56	4,394.42	750.90	3,854.68	42.83 %
Postage Expense	3,000.00	3,000.00	250.91	1,812.24	23.19	1,164.57	38.82 %
Category: E30 - Supply Expense Total:	12,000.00	12,000.00	830.47	6,206.66	774.09	5,019.25	41.83%
Category: E40 - Operations Expense							
Dues & Subscriptions	149,521.20	149,521.20	0.00	111,480.02	12,210.10	25,831.08	17.28 %

Budget Report

	Original Total Budget	Current Total Budget	Period Activity	Fiscal Activity	Encumbrances	Variance Favorable (Unfavorable)	Percent Remaining
Category: E40 - Operations Expense Total:							
	149,521.20	149,521.20	0.00	111,480.02	12,210.10	25,831.08	17.28%
Category: E55 - Professional Services							
001-0300-5553 Prof Services - Advertising	500.00	500.00	0.00	0.00	0.00	500.00	100.00 %
001-0300-5589 Prof Services - Printing	4,000.00	4,000.00	3,114.96	3,114.96	0.00	885.04	22.13 %
Category: E55 - Professional Services Total:							
	4,500.00	4,500.00	3,114.96	3,114.96	0.00	1,385.04	30.78%
Category: E60 - Miscellaneous Expense							
001-0300-5608 Software - New & Renewals	772.00	772.00	0.00	194.28	0.00	577.72	74.83 %
001-0300-5614 Copiers & Maintenance	3,100.00	3,100.00	212.32	2,123.20	0.00	976.80	31.51 %
Category: E60 - Miscellaneous Expense Total:							
	3,872.00	3,872.00	212.32	2,317.48	0.00	1,554.52	40.15%
Expense Total:							
	669,694.52	669,694.52	48,237.03	535,880.12	13,153.19	120,661.21	18.02%
Department: 0300 - Court Surplus (Deficit):							
	73,725.48	73,725.48	-3,412.35	73,258.83	-13,153.19	-13,619.84	18.47%
Department: 0400 - Parks Revenue							
Category: R62 - Intergovernmental Tsfrs							
001-0400-4627 Xfer Designated Tax	659,200.00	659,200.00	54,933.00	549,330.00	0.00	-109,870.00	16.67 %
001-0400-4629 Xfer Park 1/8 O & M	824,000.00	824,000.00	68,667.00	686,670.00	0.00	-137,330.00	16.67 %
Category: R62 - Intergovernmental Tsfrs Total:							
	1,483,200.00	1,483,200.00	123,600.00	1,236,000.00	0.00	-247,200.00	16.67%
Category: R66 - Sale of Equipment							
001-0400-4900 Sale of Capital Assets	6,000.00	6,000.00	3,551.00	3,551.00	0.00	-2,449.00	40.82 %
Category: R66 - Sale of Equipment Total:							
	6,000.00	6,000.00	3,551.00	3,551.00	0.00	-2,449.00	40.82%
Revenue Total:							
	1,489,200.00	1,489,200.00	127,151.00	1,239,551.00	0.00	-249,649.00	16.76%
Expense							
Category: E01 - Personnel Expense							
001-0400-5000 Salary Expense	429,693.83	429,693.83	30,934.85	310,336.33	0.00	119,357.50	27.78 %
001-0400-5001 Part Time Labor	5,000.00	5,000.00	0.00	3,147.36	0.00	1,852.64	37.05 %
001-0400-5005 SWB Reimbursement	162,485.00	162,485.00	13,540.42	135,404.20	0.00	27,080.80	16.67 %
001-0400-5010 Overtime Expense	11,000.00	11,000.00	482.83	10,791.02	0.00	208.98	1.90 %
001-0400-5020 FICA Expense	34,846.00	34,846.00	2,350.46	24,268.21	0.00	10,577.79	30.36 %
001-0400-5022 Unemployment Expense	900.00	900.00	5.18	171.70	0.00	728.30	80.92 %
001-0400-5025 Worker's Comp Expense	18,400.00	18,400.00	0.00	18,971.00	0.00	-571.00	-3.10 %
001-0400-5030 APERS Expense	68,098.00	68,098.00	4,584.48	48,770.65	0.00	19,327.35	28.38 %
001-0400-5040 Health Insurance Expense	107,338.36	107,338.36	5,870.50	65,781.20	0.00	41,557.16	38.72 %
001-0400-5050 Physical & Drug Screen Exp	1,050.00	1,050.00	270.20	988.05	0.00	61.95	5.90 %
001-0400-5055 Uniform Expense	1,500.00	1,500.00	0.00	1,114.56	0.00	385.44	25.70 %
001-0400-5057 Vehicle Allowance	6,000.00	6,000.00	0.00	1,615.39	0.00	4,384.61	73.08 %
001-0400-5060 Travel & Training Expense	10,400.00	10,400.00	3,150.74	11,329.68	0.00	-929.68	-8.94 %
Category: E01 - Personnel Expense Total:							
	856,711.19	856,711.19	61,189.66	632,689.35	0.00	224,021.84	26.15%
Category: E10 - Building & Grounds Exp							
001-0400-5120 Insurance - Property	1,850.00	1,850.00	0.00	0.00	0.00	1,850.00	100.00 %

Budget Report

For Fiscal: 2024 Period Ending: 10/31/2024

	Original Total Budget	Current Total Budget	Period Activity	Fiscal Activity	Encumbrances	Variance Favorable (Unfavorable)	Percent Remaining
<u>001-0400-5145</u>	2,000.00	2,000.00	0.00	1,069.53	0.00	930.47	46.52 %
Category: E10 - Building & Grounds Exp Total:	3,850.00	3,850.00	0.00	1,069.53	0.00	2,780.47	72.22%
Tools							
Category: E20 - Vehicle Expense							
<u>001-0400-5200</u>	17,500.00	17,500.00	1,326.24	13,125.26	0.00	4,374.74	25.00 %
<u>001-0400-5210</u>	18,000.00	18,000.00	1,100.19	11,001.90	0.00	6,998.10	38.88 %
<u>001-0400-5225</u>	5,097.30	5,097.30	0.00	5,946.04	0.00	-848.74	-16.65 %
Category: E20 - Vehicle Expense Total:	40,597.30	40,597.30	2,426.43	30,073.20	0.00	10,524.10	25.92%
Category: E30 - Supply Expense							
<u>001-0400-5350</u>	600.00	600.00	112.20	304.15	23.19	272.66	45.44 %
Postage Expense	600.00	600.00	112.20	304.15	23.19	272.66	45.44%
Category: E40 - Operations Expense							
<u>001-0400-5535</u>	500.00	500.00	0.00	202.00	0.00	298.00	59.60 %
Sales Tax Expense	500.00	500.00	0.00	202.00	0.00	298.00	59.60%
Category: E55 - Professional Services							
<u>001-0400-5550</u>	5,000.00	5,000.00	0.00	3,915.00	0.00	1,085.00	21.70 %
<u>001-0400-5586</u>	36,000.00	36,000.00	3,190.00	24,215.00	3,190.00	8,595.00	23.88 %
Category: E55 - Professional Services Total:	41,000.00	41,000.00	3,190.00	28,130.00	3,190.00	9,680.00	23.61%
Category: E60 - Miscellaneous Expense							
<u>001-0400-5600</u>	0.00	0.00	0.00	117.94	0.00	-117.94	0.00 %
<u>001-0400-5604</u>	2,500.00	2,500.00	0.00	0.00	0.00	2,500.00	100.00 %
<u>001-0400-5608</u>	15,605.00	15,705.00	0.00	18,086.50	0.00	-2,381.50	-15.16 %
Category: E60 - Miscellaneous Expense Total:	18,105.00	18,205.00	0.00	18,204.44	0.00	0.56	0.00%
Category: E72 - Bond Expense							
<u>001-0400-5840</u>	68,800.00	68,800.00	5,001.71	49,633.13	0.00	19,166.87	27.86 %
Principal for Loans	68,800.00	68,800.00	5,001.71	49,633.13	0.00	19,166.87	27.86%
Category: E85 - Interest Expense							
<u>001-0400-5850</u>	10,346.00	10,346.00	264.10	3,024.98	0.00	7,321.02	70.76 %
Interest Expense	10,346.00	10,346.00	264.10	3,024.98	0.00	7,321.02	70.76%
Category: E85 - Interest Expense Total:	1,040,509.49	1,040,609.49	72,184.10	763,330.78	3,213.19	274,065.52	26.34%
Expense Total:	448,690.51	448,590.51	54,966.90	476,220.22	-3,213.19	24,416.52	-5.44%
Department: 0410 - Parks - Mills Park & Pool							
Revenue							
Category: R50 - Sale of Services							
<u>001-0410-4500</u>	200.00	200.00	3.00	1,117.46	0.00	917.46	558.73 %
<u>001-0410-4532</u>	70,000.00	71,000.00	0.00	73,826.00	0.00	2,826.00	103.98 %
<u>001-0410-4534</u>	10,000.00	10,000.00	480.00	13,560.81	0.00	3,560.81	135.61 %
Category: R50 - Sale of Services Total:	80,200.00	81,200.00	483.00	88,504.27	0.00	7,304.27	9.00%
Revenue Total:	80,200.00	81,200.00	483.00	88,504.27	0.00	7,304.27	9.00%

Budget Report

Expense	Original Total Budget	Current Total Budget	Period Activity	Fiscal Activity	Encumbrances	Variance Favorable (Unfavorable)	Percent Remaining
Category: E01 - Personnel Expense							
Part Time Labor	30,500.00	31,500.00	59.87	31,082.48	0.00	417.52	1.33 %
FICA Expense	2,333.25	2,333.25	4.57	2,377.54	0.00	-44.29	-1.90 %
Unemployment Expense	100.00	100.00	0.09	69.56	0.00	30.44	30.44 %
Category: E01 - Personnel Expense Total:	32,933.25	33,933.25	64.53	33,529.58	0.00	403.67	1.19 %
Category: E10 - Building & Grounds Exp							
Repairs & Maint - Building	2,000.00	2,000.00	31.19	1,682.57	0.00	317.43	15.87 %
Repairs & Maint - Grounds	10,000.00	10,000.00	0.00	2,932.55	3,726.83	3,340.62	33.41 %
Repairs & Maint - Pool	6,000.00	6,000.00	84.19	5,145.67	0.00	854.33	14.24 %
Utilities - Electric	16,000.00	16,000.00	502.56	7,622.18	0.00	8,377.82	52.36 %
Utilities - Gas	150.00	150.00	7.62	78.83	0.00	71.17	47.45 %
Utilities - Water	6,360.00	6,360.00	928.93	10,409.55	0.00	-4,049.55	-63.67 %
Com Exp - Tel Landline.Interne	2,062.00	2,062.00	183.17	1,800.53	0.00	261.47	12.68 %
Insurance - Property	600.00	600.00	0.00	0.00	0.00	600.00	100.00 %
Category: E10 - Building & Grounds Exp Total:	43,172.00	43,172.00	1,737.66	29,671.88	3,726.83	9,773.29	22.64 %
Category: E30 - Supply Expense							
Supplies - Concession	100.00	100.00	42.00	145.00	0.00	-45.00	-45.00 %
Supplies - Pools	15,000.00	15,000.00	1,318.50	14,094.00	0.00	906.00	6.04 %
Category: E30 - Supply Expense Total:	15,100.00	15,100.00	1,360.50	14,239.00	0.00	861.00	5.70 %
Category: E80 - Fixed Assets							
Capital Assets - Infrastructure	0.00	24,715.87	-3,000.00	0.00	24,316.15	399.72	1.62 %
Capital Asset Contra	0.00	0.00	3,000.00	54,284.63	0.00	-54,284.63	0.00 %
Category: E80 - Fixed Assets Total:	0.00	24,715.87	0.00	54,284.63	24,316.15	-53,884.91	-218.02 %
Expense Total:	91,205.25	116,921.12	3,162.69	131,725.09	28,042.98	-42,846.95	-36.65 %
Department: 0410 - Parks - Mills Park & Pool Surplus (Deficit):	-11,005.25	-35,721.12	-2,679.69	-43,220.82	-28,042.98	-35,542.68	-99.50 %
Department: 0420 - Parks - Midland							
Revenue							
Category: R74 - Sponsorships							
User Agre Fees/Sponsors	32,000.00	32,000.00	19,500.00	36,800.00	0.00	4,800.00	115.00 %
Category: R74 - Sponsorships Total:	32,000.00	32,000.00	19,500.00	36,800.00	0.00	4,800.00	15.00 %
Revenue Total:	32,000.00	32,000.00	19,500.00	36,800.00	0.00	4,800.00	15.00 %
Expense							
Category: E10 - Building & Grounds Exp							
Repairs & Maint - Grounds	30,600.00	30,600.00	9,118.53	24,099.48	0.00	6,500.52	21.24 %
Utilities - Electric	14,744.00	14,744.00	1,872.71	14,829.10	0.00	-85.10	-0.58 %
Utilities - Water	1,560.00	1,560.00	389.14	3,215.87	0.00	-1,655.87	-106.15 %

Budget Report

For Fiscal: 2024 Period Ending: 10/31/2024

	Original Total Budget	Current Total Budget	Period Activity	Fiscal Activity	Encumbrances	Variance Favorable (Unfavorable)	Percent Remaining
Category: E10 - Building & Grounds Exp Total:	46,904.00	46,904.00	11,380.38	42,144.45	0.00	4,759.55	10.15%
Expense Total:	46,904.00	46,904.00	11,380.38	42,144.45	0.00	4,759.55	10.15%
Department: 0420 - Parks - Midland Surplus (Deficit):	-14,904.00	-14,904.00	8,119.62	-5,344.45	0.00	9,559.55	64.14%
Department: 0430 - Parks - Bishop Revenue							
Category: R30 - Membership Fees							
Membership Family	205,475.00	205,475.00	11,724.25	151,147.75	0.00	-54,327.25	26.44 %
Membership Silver Sneakers	72,000.00	72,000.00	9,615.00	62,776.00	0.00	-9,224.00	12.81 %
Category: R30 - Membership Fees Total:	277,475.00	277,475.00	21,339.25	213,923.75	0.00	-63,551.25	22.90%
Category: R33 - Rental Fees							
Equipment Rental	60,000.00	60,000.00	5,175.00	51,138.09	0.00	-8,861.91	14.77 %
Room Rental Party Room	18,000.00	18,000.00	480.00	11,040.00	0.00	-6,960.00	38.67 %
Use Agreement Fees	26,450.00	26,450.00	1,318.00	25,348.00	0.00	-1,102.00	4.17 %
Tournaments	50,000.00	50,000.00	0.00	39,369.29	0.00	-10,630.71	21.26 %
Category: R33 - Rental Fees Total:	154,450.00	154,450.00	6,973.00	126,895.38	0.00	-27,554.62	17.84%
Category: R36 - Park Program Fees							
Basketball	63,000.00	63,000.00	32,660.00	51,115.00	0.00	-11,885.00	18.87 %
BASS Swim Program	30,000.00	30,000.00	3,294.00	9,251.80	0.00	-20,748.20	69.16 %
Pool Swim Lessons	55,000.00	55,000.00	3,218.20	70,402.40	0.00	15,402.40	128.00 %
Category: R36 - Park Program Fees Total:	148,000.00	148,000.00	39,172.20	130,769.20	0.00	-17,230.80	11.64%
Category: R50 - Sale of Services							
Concessions - Bishop	65,000.00	65,000.00	6,339.65	52,870.28	0.00	-12,129.72	18.66 %
Daily Admissions Adults	45,000.00	45,000.00	1,495.00	35,573.75	0.00	-9,426.25	20.95 %
Merchandise Sales	500.00	500.00	0.00	255.00	0.00	-245.00	49.00 %
Red Cross Programs	12,000.00	12,000.00	3,750.00	20,451.00	0.00	8,451.00	170.43 %
Category: R50 - Sale of Services Total:	122,500.00	122,500.00	11,584.65	109,150.03	0.00	-13,349.97	10.90%
Category: R60 - Miscellaneous Revenue							
Miscellaneous Revenue	5,000.00	5,000.00	780.00	1,592.91	0.00	-3,407.09	68.14 %
Category: R60 - Miscellaneous Revenue Total:	5,000.00	5,000.00	780.00	1,592.91	0.00	-3,407.09	68.14%
Category: R74 - Sponsorships							
Sponsorships	98,500.00	111,925.00	2,000.00	150,790.56	0.00	38,865.56	134.72 %
Category: R74 - Sponsorships Total:	98,500.00	111,925.00	2,000.00	150,790.56	0.00	38,865.56	34.72%
Revenue Total:	805,925.00	819,350.00	81,849.10	733,121.83	0.00	-86,228.17	10.52%
Expense							
Category: E01 - Personnel Expense							
Salary Expense	406,197.07	406,197.07	32,369.57	329,620.63	0.00	76,576.44	18.85 %
Part Time Labor	247,300.00	247,300.00	22,996.45	256,393.05	0.00	-9,093.05	-3.68 %
Overtime Expense	5,000.00	5,000.00	850.41	7,008.55	0.00	-2,008.55	-40.17 %

Budget Report

	Original Total Budget	Current Total Budget	Period Activity	Fiscal Activity	Encumbrances	Variance Favorable (Unfavorable)	Percent Remaining
<u>001-0430-5020</u>	50,852.00	50,852.00	4,402.22	47,519.91	0.00	3,332.09	6.55 %
<u>001-0430-5022</u>	1,540.00	1,540.00	34.87	722.28	0.00	817.72	53.10 %
<u>001-0430-5025</u>	7,050.00	7,050.00	0.00	7,268.00	0.00	-218.00	-3.09 %
<u>001-0430-5030</u>	63,950.00	63,950.00	5,384.10	52,868.12	0.00	11,081.88	17.33 %
<u>001-0430-5040</u>	76,489.04	76,489.04	5,852.80	52,025.86	0.00	24,463.18	31.98 %
<u>001-0430-5050</u>	1,200.00	1,200.00	143.45	2,211.55	0.00	-1,011.55	-84.30 %
<u>001-0430-5055</u>	2,000.00	2,000.00	0.00	3,512.99	0.00	-1,512.99	-75.65 %
Category: E01 - Personnel Expense Total:							11.89%
	861,578.11	861,578.11	72,033.87	759,150.94	0.00	102,427.17	
Category: E10 - Building & Grounds Exp							
<u>001-0430-5102</u>	70,000.00	109,425.00	20,983.55	99,949.21	16,599.00	-7,123.21	-6.51 %
<u>001-0430-5104</u>	75,000.00	75,000.00	10,396.79	44,504.17	2,745.36	27,750.47	37.00 %
<u>001-0430-5105</u>	73,000.00	84,775.31	6,075.77	83,072.87	5,914.65	-4,212.21	-4.97 %
<u>001-0430-5106</u>	7,000.00	7,000.00	0.00	6,636.43	0.00	363.57	5.19 %
<u>001-0430-5110</u>	245,000.00	245,000.00	21,337.07	200,956.81	0.00	44,043.19	17.98 %
<u>001-0430-5111</u>	57,500.00	57,500.00	2,068.01	37,004.94	0.00	20,495.06	35.64 %
<u>001-0430-5112</u>	9,704.00	9,704.00	1,048.94	10,878.24	0.00	-1,174.24	-12.10 %
<u>001-0430-5115</u>	21,804.00	21,804.00	1,929.47	18,711.95	0.00	3,092.05	14.18 %
<u>001-0430-5116</u>	6,240.00	6,240.00	433.20	4,361.15	0.00	1,878.85	30.11 %
<u>001-0430-5120</u>	61,200.00	61,200.00	0.00	0.00	0.00	61,200.00	100.00 %
<u>001-0430-5130</u>	42,000.00	42,000.00	2,096.44	26,678.39	3,500.00	11,821.61	28.15 %
<u>001-0430-5140</u>	3,000.00	3,000.00	0.00	1,203.20	0.00	1,796.80	59.89 %
<u>001-0430-5142</u>	30,000.00	30,000.00	2,685.04	26,730.91	0.00	3,269.09	10.90 %
Category: E10 - Building & Grounds Exp Total:							21.68%
	701,448.00	752,648.31	69,054.28	560,688.27	28,759.01	163,201.03	
Category: E20 - Vehicle Expense							
<u>001-0430-5212</u>	10,000.00	17,000.00	400.69	10,522.80	6,796.92	-319.72	-1.88 %
Category: E20 - Vehicle Expense Total:							-1.88%
	10,000.00	17,000.00	400.69	10,522.80	6,796.92	-319.72	
Category: E30 - Supply Expense							
<u>001-0430-5300</u>	3,000.00	3,000.00	115.65	1,516.33	0.00	1,483.67	49.46 %
<u>001-0430-5308</u>	48,000.00	48,000.00	6,321.66	52,713.62	0.00	-4,713.62	-9.82 %
<u>001-0430-5330</u>	8,000.00	8,000.00	1,924.45	6,575.76	0.00	1,424.24	17.80 %
<u>001-0430-5332</u>	200.00	200.00	0.00	29.00	0.00	171.00	85.50 %
Category: E30 - Supply Expense Total:							-2.76%
	59,200.00	59,200.00	8,361.76	60,834.71	0.00	-1,634.71	
Category: E40 - Operations Expense							
<u>001-0430-5460</u>	9,000.00	9,000.00	455.00	8,870.61	1,355.72	-1,226.33	-13.63 %
<u>001-0430-5461</u>	6,500.00	6,500.00	122.36	7,469.19	587.93	-1,557.12	-23.96 %
<u>001-0430-5475</u>	9,780.00	9,780.00	1,076.33	9,950.86	0.00	-170.86	-1.75 %
<u>001-0430-5480</u>	1,843.40	3,343.40	-1,030.00	3,214.92	0.00	128.48	3.84 %
<u>001-0430-5485</u>	5,000.00	5,000.00	575.00	4,809.94	351.62	-161.56	-3.23 %
Category: E40 - Operations Expense Total:							-8.88%
	32,123.40	33,623.40	1,198.69	34,315.52	2,295.27	-2,987.39	

Budget Report

For Fiscal: 2024 Period Ending: 10/31/2024

		Original Total Budget	Current Total Budget	Period Activity	Fiscal Activity	Encumbrances	Variance Favorable (Unfavorable)	Percent Remaining
Category: E55 - Professional Services								
001-0430-5553 Prof Services - Advertising		1,500.00	1,500.00	0.00	105.21	580.50	814.29	54.29 %
001-0430-5585 Prof Services - Basketball		32,000.00	32,000.00	2,742.00	29,997.17	0.00	2,002.83	6.26 %
001-0430-5586 Prof Services - Other		62,425.00	62,425.00	8,750.32	45,736.98	0.00	16,688.02	26.73 %
001-0430-5587 Prof Services - Aerobic Instr		24,000.00	24,000.00	2,985.00	20,305.00	0.00	3,695.00	15.40 %
001-0430-5589 Prof Services - Printing		1,000.00	1,000.00	0.00	303.53	0.00	696.47	69.65 %
Category: E55 - Professional Services Total:		120,925.00	120,925.00	14,477.32	96,447.89	580.50	23,896.61	19.76%
Category: E80 - Fixed Assets								
001-0430-5816 Capital Assets - Infrastructure		0.00	56,500.00	31,500.00	31,500.00	0.00	25,000.00	44.25 %
001-0430-5898 Capital Asset Contra		0.00	0.00	0.00	31,547.00	0.00	-31,547.00	0.00 %
Category: E80 - Fixed Assets Total:		0.00	56,500.00	31,500.00	63,047.00	0.00	-6,547.00	-11.59%
Expense Total:		1,785,274.51	1,901,474.82	197,026.61	1,585,007.13	38,431.70	278,035.99	14.62%
Department: 0430 - Parks - Bishop Surplus (Deficit):		-979,349.51	-1,082,124.82	-115,177.51	-851,885.30	-38,431.70	191,807.82	17.73%
Department: 0440 - Parks - Alcoa								
Revenue								
Category: R36 - Park Program Fees								
001-0440-4260 Parks Rental		500.00	500.00	225.00	1,037.50	0.00	537.50	207.50 %
Category: R36 - Park Program Fees Total:		500.00	500.00	225.00	1,037.50	0.00	537.50	107.50%
Category: R74 - Sponsorships								
001-0440-4740 User Agre Fees/Sponsors		5,000.00	5,000.00	0.00	1,500.00	0.00	-3,500.00	70.00 %
Category: R74 - Sponsorships Total:		5,000.00	5,000.00	0.00	1,500.00	0.00	-3,500.00	70.00%
Revenue Total:		5,500.00	5,500.00	225.00	2,537.50	0.00	-2,962.50	53.86%
Expense								
Category: E10 - Building & Grounds Exp								
001-0440-5104 Repairs & Maint - Grounds		15,000.00	15,000.00	2,507.90	11,219.04	0.00	3,780.96	25.21 %
001-0440-5110 Utilities - Electric		9,100.00	9,100.00	671.60	8,459.25	0.00	640.75	7.04 %
001-0440-5112 Utilities - Water		1,416.00	1,416.00	146.23	1,641.54	0.00	-225.54	-15.93 %
Category: E10 - Building & Grounds Exp Total:		25,516.00	25,516.00	3,325.73	21,319.83	0.00	4,196.17	16.45%
Expense Total:		25,516.00	25,516.00	3,325.73	21,319.83	0.00	4,196.17	16.45%
Department: 0440 - Parks - Alcoa Surplus (Deficit):		-20,016.00	-20,016.00	-3,100.73	-18,782.33	0.00	1,233.67	6.16%
Department: 0450 - Parks - Ashley								
Revenue								
Category: R36 - Park Program Fees								
001-0450-4260 Parks Rental		7,000.00	7,000.00	1,437.50	7,425.00	0.00	425.00	106.07 %
Category: R36 - Park Program Fees Total:		7,000.00	7,000.00	1,437.50	7,425.00	0.00	425.00	6.07%
Revenue Total:		7,000.00	7,000.00	1,437.50	7,425.00	0.00	425.00	6.07%

Budget Report

Expense	Original Total Budget	Current Total Budget	Period Activity	Fiscal Activity	Encumbrances	Variance Favorable (Unfavorable)	Percent Remaining
Category: E10 - Building & Grounds Exp							
Repairs & Maint - Grounds	2,000.00	2,000.00	2,182.12	3,293.55	0.00	-1,293.55	-64.68 %
Utilities - Electric	5,000.00	5,000.00	0.00	0.00	0.00	5,000.00	100.00 %
Category: E10 - Building & Grounds Exp Total:	7,000.00	7,000.00	2,182.12	3,293.55	0.00	3,706.45	52.95%
Expense Total:	7,000.00	7,000.00	2,182.12	3,293.55	0.00	3,706.45	52.95%
Department: 0450 - Parks - Ashley Surplus (Deficit):	0.00	0.00	-744.62	4,131.45	0.00	4,131.45	0.00%
Department: 0500 - Fire							
Revenue							
Category: R15 - Taxes - Property							
Fire Rescue Funds	700.00	700.00	0.00	644.84	0.00	-55.16	7.88 %
Category: R15 - Taxes - Property Total:	700.00	700.00	0.00	644.84	0.00	-55.16	7.88%
Category: R20 - Licenses Permits & Fees							
Burn Permit	1,500.00	1,500.00	150.00	3,300.00	0.00	1,800.00	220.00 %
Category: R20 - Licenses Permits & Fees Total:	1,500.00	1,500.00	150.00	3,300.00	0.00	1,800.00	120.00%
Category: R33 - Rental Fees							
Use Agreement Fees	18,000.00	18,000.00	0.00	18,480.00	0.00	480.00	102.67 %
Category: R33 - Rental Fees Total:	18,000.00	18,000.00	0.00	18,480.00	0.00	480.00	2.67%
Category: R60 - Miscellaneous Revenue							
Miscellaneous Revenue	250.00	250.00	0.00	200.00	0.00	-50.00	20.00 %
Category: R60 - Miscellaneous Revenue Total:	250.00	250.00	0.00	200.00	0.00	-50.00	20.00%
Category: R62 - Intergovernmental Tsfrs							
Xfer Designated Tax	1,648,000.00	1,648,000.00	137,333.00	1,373,330.00	0.00	-274,670.00	16.67 %
Xfer Fire Special Tax	2,472,000.00	2,472,000.00	206,000.00	2,060,000.00	0.00	-412,000.00	16.67 %
Category: R62 - Intergovernmental Tsfrs Total:	4,120,000.00	4,120,000.00	343,333.00	3,433,330.00	0.00	-686,670.00	16.67%
Category: R66 - Sale of Equipment							
Sale of Fixed Assets	25,000.00	25,000.00	0.00	0.00	0.00	-25,000.00	100.00 %
Category: R66 - Sale of Equipment Total:	25,000.00	25,000.00	0.00	0.00	0.00	-25,000.00	100.00%
Category: R68 - Donation Revenue							
Donation Revenue	0.00	0.00	0.00	1,240.46	0.00	1,240.46	0.00 %
Category: R68 - Donation Revenue Total:	0.00	0.00	0.00	1,240.46	0.00	1,240.46	0.00%
Category: R70 - Grant Revenue							
Grant Revenue	0.00	0.00	5,000.00	5,000.00	0.00	5,000.00	0.00 %
Category: R70 - Grant Revenue Total:	0.00	0.00	5,000.00	5,000.00	0.00	5,000.00	0.00%
Revenue Total:	4,165,450.00	4,165,450.00	348,483.00	3,462,195.30	0.00	-703,254.70	16.88%
Expense							
Category: E01 - Personnel Expense							
Salary Expense	3,274,307.38	3,268,367.38	211,415.13	2,478,379.54	0.00	789,987.84	24.17 %
Category: E01 - Personnel Expense Total:	3,274,307.38	3,268,367.38	211,415.13	2,478,379.54	0.00	789,987.84	24.17 %

Budget Report

For Fiscal: 2024 Period Ending: 10/31/2024

	Original Total Budget	Current Total Budget	Period Activity	Fiscal Activity	Encumbrances	Variance Favorable (Unfavorable)	Percent Remaining
001-0500-5005	162,485.00	162,485.00	13,540.42	135,404.20	0.00	27,080.80	16.67 %
001-0500-5010	278,608.13	278,608.13	24,020.08	245,131.20	0.00	33,476.93	12.02 %
001-0500-5020	54,819.00	54,819.00	3,574.43	41,452.86	0.00	13,366.14	24.38 %
001-0500-5022	3,000.00	3,000.00	2.47	789.97	0.00	2,210.03	73.67 %
001-0500-5025	62,700.00	62,700.00	0.00	64,012.00	0.00	-1,312.00	-2.09 %
001-0500-5030	8,083.00	8,083.00	615.72	6,833.77	0.00	1,249.23	15.46 %
001-0500-5035	840,546.00	840,546.00	55,846.85	636,987.33	0.00	203,558.67	24.22 %
001-0500-5036	-230,000.00	-230,000.00	-55,539.87	-253,360.96	0.00	23,360.96	-10.16 %
001-0500-5040	534,053.16	534,053.16	43,456.24	433,034.04	0.00	101,019.12	18.92 %
001-0500-5050	3,000.00	3,000.00	248.20	1,606.40	0.00	1,393.60	46.45 %
001-0500-5055	20,000.00	20,000.00	5,316.03	15,414.33	373.82	4,211.85	21.06 %
001-0500-5060	25,000.00	25,000.00	3,160.00	15,480.92	0.00	9,519.08	38.08 %
001-0500-5061	3,500.00	3,500.00	0.00	333.49	215.90	2,950.61	84.30 %
Category: E01 - Personnel Expense Total:							
	5,040,101.67	5,034,161.67	305,655.70	3,821,499.09	589.72	1,212,072.86	24.08 %
Category: E10 - Building & Grounds Exp							
001-0500-5102	41,000.00	41,000.00	6,889.20	26,639.81	10,447.17	3,913.02	9.54 %
001-0500-5110	47,000.00	47,000.00	3,872.39	34,959.97	0.00	12,040.03	25.62 %
001-0500-5111	6,500.00	6,500.00	191.89	3,742.19	0.00	2,757.81	42.43 %
001-0500-5112	7,000.00	7,000.00	1,028.32	9,151.87	0.00	-2,151.87	-30.74 %
001-0500-5115	27,927.96	27,927.96	2,282.30	21,870.05	0.00	6,057.91	21.69 %
001-0500-5116	12,780.00	12,780.00	1,303.46	12,718.52	0.00	61.48	0.48 %
001-0500-5120	32,000.00	32,000.00	0.00	0.00	0.00	32,000.00	100.00 %
001-0500-5130	2,900.00	2,900.00	155.52	2,428.24	0.00	471.76	16.27 %
001-0500-5141	2,000.00	2,000.00	284.84	930.98	0.00	1,069.02	53.45 %
001-0500-5142	14,500.00	14,500.00	1,985.91	14,163.04	294.07	42.89	0.30 %
001-0500-5145	2,200.00	2,200.00	0.00	2,198.08	0.00	1.92	0.09 %
Category: E10 - Building & Grounds Exp Total:							
	195,807.96	195,807.96	17,993.83	128,802.75	10,741.24	56,263.97	28.73 %
Category: E20 - Vehicle Expense							
001-0500-5200	46,000.00	46,000.00	3,700.98	33,968.56	0.00	12,031.44	26.16 %
001-0500-5210	10,000.00	10,000.00	768.11	10,164.79	114.21	-279.00	-2.79 %
001-0500-5212	6,000.00	6,000.00	999.42	3,457.30	0.00	2,542.70	42.38 %
001-0500-5216	48,000.00	48,000.00	4,348.74	41,783.99	7,800.54	-1,584.53	-3.30 %
001-0500-5218	7,000.00	7,000.00	0.00	4,623.00	0.00	2,377.00	33.96 %
001-0500-5225	21,810.97	21,810.97	0.00	25,782.69	0.00	-3,971.72	-18.21 %
001-0500-5230	5,500.00	5,500.00	0.00	1,432.45	0.00	4,067.55	73.96 %
Category: E20 - Vehicle Expense Total:							
	144,310.97	144,310.97	9,817.25	121,212.78	7,914.75	15,183.44	10.52 %
Category: E30 - Supply Expense							
001-0500-5300	3,250.00	3,250.00	1,082.61	3,473.76	-15.79	-207.97	-6.40 %
001-0500-5302	1,200.00	1,200.00	168.15	833.72	191.32	174.96	14.58 %
001-0500-5306	65,700.00	65,700.00	6,500.40	48,629.88	4,843.55	12,226.57	18.61 %
001-0500-5318	2,500.00	2,500.00	0.00	0.00	0.00	2,500.00	100.00 %

Budget Report

	Original Total Budget	Current Total Budget	Period Activity	Fiscal Activity	Encumbrances	Variance Favorable (Unfavorable)	Percent Remaining
001-0500-5320	2,000.00	2,000.00	83.21	1,502.74	0.00	497.26	24.86 %
001-0500-5323	45,000.00	45,000.00	7,585.93	39,927.84	26.31	5,045.85	11.21 %
001-0500-5350	150.00	150.00	162.44	1,622.77	23.19	-1,495.96	-997.31 %
Category: E30 - Supply Expense Total:	119,800.00	119,800.00	15,582.74	95,990.71	5,068.58	18,740.71	15.64%
Category: E40 - Operations Expense							
Dues & Subscriptions	1,000.00	1,000.00	0.00	170.00	0.00	830.00	83.00 %
Safety Program	13,000.00	13,000.00	1,441.62	10,869.48	828.14	1,302.38	10.02 %
Category: E40 - Operations Expense Total:	14,000.00	14,000.00	1,441.62	11,039.48	828.14	2,132.38	15.23%
Category: E55 - Professional Services							
Prof Services - Advertising	500.00	500.00	0.00	0.00	0.00	500.00	100.00 %
Prof Services - GIS	600.00	0.00	0.00	0.00	0.00	0.00	0.00 %
Prof Services - Printing	500.00	500.00	117.34	282.16	0.00	217.84	43.57 %
Category: E55 - Professional Services Total:	1,600.00	1,000.00	117.34	282.16	0.00	717.84	71.78%
Category: E60 - Miscellaneous Expense							
Software - New & Renewals	10,900.00	10,900.00	0.00	4,375.26	0.00	6,524.74	59.86 %
Category: E60 - Miscellaneous Expense Total:	10,900.00	10,900.00	0.00	4,375.26	0.00	6,524.74	59.86%
Category: E72 - Bond Expense							
Principal for Loans	174,000.00	174,000.00	14,600.79	144,034.75	0.00	29,965.25	17.22 %
Category: E72 - Bond Expense Total:	174,000.00	174,000.00	14,600.79	144,034.75	0.00	29,965.25	17.22%
Category: E80 - Fixed Assets							
Capital Assets - Equipment	0.00	3,107.39	0.00	0.00	0.00	3,107.39	100.00 %
Capital Asset Contra	0.00	0.00	0.00	56,892.61	0.00	-56,892.61	0.00 %
Category: E80 - Fixed Assets Total:	0.00	3,107.39	0.00	56,892.61	0.00	-53,785.22	-1,730.88%
Category: E85 - Interest Expense							
Interest Expense	30,000.00	30,000.00	2,083.82	22,811.35	0.00	7,188.65	23.96 %
Category: E85 - Interest Expense Total:	30,000.00	30,000.00	2,083.82	22,811.35	0.00	7,188.65	23.96%
Expense Total:	5,730,520.60	5,727,087.99	367,293.09	4,406,940.94	25,142.43	1,295,004.62	22.61%
Department: 0500 - Fire Surplus (Deficit):	-1,565,070.60	-1,561,637.99	-18,810.09	-944,745.64	-25,142.43	591,749.92	37.89%
Department: 0510 - Fire - Springhill Vol							
Revenue							
Category: R15 - Taxes - Property							
Springhill VFD Assessment	55,000.00	55,000.00	3,836.70	34,873.46	0.00	-20,126.54	36.59 %
Category: R15 - Taxes - Property Total:	55,000.00	55,000.00	3,836.70	34,873.46	0.00	-20,126.54	36.59%
Revenue Total:	55,000.00	55,000.00	3,836.70	34,873.46	0.00	-20,126.54	36.59%

Budget Report

For Fiscal: 2024 Period Ending: 10/31/2024

Expense		Original Total Budget	Current Total Budget	Period Activity	Fiscal Activity	Encumbrances	Variance	
							Favorable	Percent Remaining
							(Unfavorable)	
Category: E30 - Supply Expense								
Material and Maint								
001-0510-5323		50,000.00	50,000.00	4,871.58	24,846.10	8,648.14	16,505.76	33.01 %
Category: E30 - Supply Expense Total:		50,000.00	50,000.00	4,871.58	24,846.10	8,648.14	16,505.76	33.01%
Expense Total:		50,000.00	50,000.00	4,871.58	24,846.10	8,648.14	16,505.76	33.01%
Department: 0510 - Fire - Springhill Vol Surplus (Deficit):		5,000.00	5,000.00	-1,034.88	10,027.36	-8,648.14	-3,620.78	72.42%
Department: 0600 - Police								
Revenue								
Category: R40 - Fines & Forfeitures								
Intoximeter Revenue		780.00	780.00	67.14	671.40	0.00	-108.60	13.92 %
001-0600-4422		780.00	780.00	67.14	671.40	0.00	-108.60	13.92%
Category: R40 - Fines & Forfeitures Total:								
Category: R60 - Miscellaneous Revenue								
Miscellaneous Revenue		5,000.00	12,338.92	25,493.50	41,111.11	0.00	28,772.19	333.18 %
001-0600-4500		5,000.00	12,338.92	25,493.50	41,111.11	0.00	28,772.19	233.18%
Category: R62 - Intergovernmental Tsfrs								
Xfer Designated Tax		1,648,000.00	1,648,000.00	137,333.00	1,373,330.00	0.00	-274,670.00	16.67 %
001-0600-4627		1,648,000.00	1,648,000.00	137,333.00	1,373,330.00	0.00	-274,670.00	16.67%
Category: R66 - Sale of Equipment								
Sale of Fixed Assets		25,000.00	25,000.00	0.00	0.00	0.00	-25,000.00	100.00 %
001-0600-4900		25,000.00	25,000.00	0.00	0.00	0.00	-25,000.00	100.00%
Category: R68 - Donation Revenue								
Donation Revenue		0.00	0.00	3,400.00	9,900.00	0.00	9,900.00	0.00 %
001-0600-4680		0.00	0.00	3,400.00	9,900.00	0.00	9,900.00	0.00%
Category: R70 - Grant Revenue								
Grant - Police DUI/Step		26,700.00	26,700.00	13,719.09	24,709.55	0.00	-1,990.45	7.45 %
001-0600-4700		26,700.00	26,700.00	13,719.09	24,709.55	0.00	-1,990.45	7.45 %
Grant Revenue		204,500.00	0.00	5,000.00	5,000.00	0.00	5,000.00	0.00 %
001-0600-4702		204,500.00	0.00	5,000.00	5,000.00	0.00	5,000.00	0.00 %
Grant - JAG Equip		2,500.00	2,500.00	0.00	0.00	0.00	-2,500.00	100.00 %
001-0600-4704		2,500.00	2,500.00	0.00	0.00	0.00	-2,500.00	100.00 %
Category: R70 - Grant Revenue Total:		233,700.00	29,200.00	18,719.09	29,709.55	0.00	509.55	1.75%
Revenue Total:		1,912,480.00	1,715,318.92	185,012.73	1,454,722.06	0.00	-260,596.86	15.19%
Expense								
Category: E01 - Personnel Expense								
Salary Expense		3,102,486.01	2,902,986.01	194,030.43	2,213,672.51	0.00	689,313.50	23.74 %
001-0600-5000		3,102,486.01	2,902,986.01	194,030.43	2,213,672.51	0.00	689,313.50	23.74 %
SWB Reimbursement		162,485.00	162,485.00	13,540.42	135,404.20	0.00	27,080.80	16.67 %
001-0600-5005		162,485.00	162,485.00	13,540.42	135,404.20	0.00	27,080.80	16.67 %
Overtime Expense		65,000.00	65,000.00	3,411.69	44,866.66	0.00	20,133.34	30.97 %
001-0600-5010		65,000.00	65,000.00	3,411.69	44,866.66	0.00	20,133.34	30.97 %
FICA Expense		242,455.00	242,455.00	15,046.12	171,493.58	0.00	70,961.42	29.27 %
001-0600-5020		242,455.00	242,455.00	15,046.12	171,493.58	0.00	70,961.42	29.27 %
Unemployment Expense		2,700.00	2,700.00	8.86	708.03	0.00	1,991.97	73.78 %
001-0600-5022		2,700.00	2,700.00	8.86	708.03	0.00	1,991.97	73.78 %
Worker's Comp Expense		17,000.00	17,000.00	0.00	19,533.00	0.00	-2,533.00	-14.90 %
001-0600-5025		17,000.00	17,000.00	0.00	19,533.00	0.00	-2,533.00	-14.90 %
LOPFI Expense		761,705.00	763,705.00	48,354.21	549,397.00	0.00	214,308.00	28.06 %
001-0600-5035		761,705.00	763,705.00	48,354.21	549,397.00	0.00	214,308.00	28.06 %

Budget Report

For Fiscal: 2024 Period Ending: 10/31/2024

	Original Total Budget	Current Total Budget	Period Activity	Fiscal Activity	Encumbrances	Variance Favorable (Unfavorable)	Percent Remaining
001-0600-5036	-180,000.00	-180,000.00	-48,306.10	-227,443.02	0.00	47,443.02	-26.36 %
001-0600-5040	434,671.88	434,671.88	34,449.77	344,263.53	0.00	90,408.35	20.80 %
001-0600-5050	3,000.00	3,000.00	391.00	2,510.00	126.00	364.00	12.13 %
001-0600-5055	16,000.00	16,000.00	620.54	7,093.57	0.00	8,906.43	55.67 %
001-0600-5056	15,840.00	15,840.00	1,290.00	12,780.00	0.00	3,060.00	19.32 %
001-0600-5057	20,000.00	20,000.00	1,256.99	9,528.15	342.64	10,129.21	50.65 %
001-0600-5060	28,000.00	28,000.00	4,970.12	23,872.63	1,379.47	2,747.90	9.81 %
001-0600-5065	500.00	500.00	0.00	0.00	0.00	500.00	100.00 %
Category: E01 - Personnel Expense Total:							
	4,691,842.89	4,494,342.89	269,064.05	3,307,679.84	1,848.11	1,184,814.94	26.36%
Category: E10 - Building & Grounds Exp							
001-0600-5102	31,500.00	51,500.00	2,828.32	41,135.03	1,111.76	9,253.21	17.97 %
001-0600-5110	27,000.00	27,000.00	2,283.72	21,488.40	0.00	5,511.60	20.41 %
001-0600-5111	3,000.00	3,000.00	45.10	1,188.28	0.00	1,811.72	60.39 %
001-0600-5112	3,000.00	5,400.00	570.63	4,599.81	0.00	800.19	14.82 %
001-0600-5115	18,628.92	18,628.92	1,077.54	10,634.27	0.00	7,994.65	42.92 %
001-0600-5116	47,580.00	47,580.00	4,227.89	41,728.72	1,000.00	4,851.28	10.20 %
001-0600-5120	9,000.00	9,000.00	0.00	0.00	0.00	9,000.00	100.00 %
001-0600-5130	1,800.00	1,800.00	155.52	1,484.17	0.00	315.83	17.55 %
001-0600-5142	5,000.00	5,000.00	1,325.37	6,862.37	0.00	-1,862.37	-37.25 %
Category: E10 - Building & Grounds Exp Total:							
	146,508.92	168,908.92	12,514.09	129,121.05	2,111.76	37,676.11	22.31%
Category: E20 - Vehicle Expense							
001-0600-5200	186,000.00	186,000.00	18,545.93	161,009.16	0.00	24,990.84	13.44 %
001-0600-5210	93,940.00	101,069.67	5,493.86	50,596.65	641.38	49,831.64	49.30 %
001-0600-5212	1,500.00	1,500.00	0.00	75.00	0.00	1,425.00	95.00 %
001-0600-5213	3,000.00	3,000.00	0.00	2,167.63	0.00	832.37	27.75 %
001-0600-5214	750.00	750.00	0.00	0.00	0.00	750.00	100.00 %
001-0600-5218	15,000.00	15,000.00	0.00	11,025.08	0.00	3,974.92	26.50 %
001-0600-5225	38,813.54	38,813.54	0.00	21,609.18	0.00	17,204.36	44.33 %
001-0600-5230	5,000.00	5,000.00	0.00	540.00	0.00	4,460.00	89.20 %
Category: E20 - Vehicle Expense Total:							
	344,003.54	351,133.21	24,039.79	247,022.70	641.38	103,469.13	29.47%
Category: E30 - Supply Expense							
001-0600-5300	6,000.00	6,000.00	1,024.20	4,432.45	34.00	1,533.55	25.56 %
001-0600-5310	20,000.00	20,000.00	0.00	18,942.56	0.00	1,057.44	5.29 %
001-0600-5312	18,000.00	18,209.25	3,330.31	17,172.48	0.00	1,036.77	5.69 %
001-0600-5314	10,000.00	10,000.00	1,929.49	10,577.12	0.00	-577.12	-5.77 %
001-0600-5322	2,900.00	2,900.00	1,104.05	2,346.13	0.00	553.87	19.10 %
001-0600-5350	800.00	800.00	127.40	392.37	104.89	302.74	37.84 %
001-0600-5380	500.00	500.00	0.00	0.00	0.00	500.00	100.00 %
Category: E30 - Supply Expense Total:							
	58,200.00	58,409.25	7,515.45	53,863.11	138.89	4,407.25	7.55%

Budget Report

For Fiscal: 2024 Period Ending: 10/31/2024

Category: E40 - Operations Expense								
001-0600-5480	Dues & Subscriptions	2,000.00	2,000.00	0.00	1,599.00	0.00	401.00	20.05 %
001-0600-5525	Comm Crime Prevention Outreach	5,900.00	5,900.00	107.00	4,488.88	1,101.85	309.27	5.24 %
001-0600-5530	Safety Program	2,000.00	2,000.00	2,000.00	2,000.00	2,000.00	-2,000.00	-100.00 %
001-0600-5531	Radios - Police	980.00	980.00	0.00	0.00	0.00	980.00	100.00 %
Category: E40 - Operations Expense Total:		10,880.00	10,880.00	2,107.00	8,087.88	3,101.85	-309.73	-2.85%
Category: E55 - Professional Services								
001-0600-5553	Prof Services - Advertising	500.00	500.00	0.00	0.00	0.00	500.00	100.00 %
001-0600-5586	Prof Services - Other	6,000.00	6,000.00	102.00	1,939.54	160.00	3,900.46	65.01 %
001-0600-5589	Prof Services - Printing	500.00	500.00	0.00	45.05	0.00	454.95	90.99 %
Category: E55 - Professional Services Total:		7,000.00	7,000.00	102.00	1,984.59	160.00	4,855.41	69.36%
Category: E60 - Miscellaneous Expense								
001-0600-5604	Hardware - New & Renewals	38,000.00	51,296.00	14,534.50	34,145.38	7,397.18	9,753.44	19.01 %
001-0600-5608	Software - New & Renewals	46,025.00	50,047.00	1,561.25	41,117.37	4,123.54	4,806.09	9.60 %
001-0600-5616	Interpreter-Police	500.00	500.00	0.00	0.00	0.00	500.00	100.00 %
001-0600-5617	Misc/Equipment Police	800.00	800.00	0.00	310.73	0.00	489.27	61.16 %
Category: E60 - Miscellaneous Expense Total:		85,325.00	102,643.00	16,095.75	75,573.48	11,520.72	15,548.80	15.15%
Category: E70 - Grant Expense								
001-0600-5700	Grant Expense	7,000.00	7,000.00	0.00	0.00	0.00	7,000.00	100.00 %
001-0600-5705	Grant Expense - DUI/Step	26,700.00	26,700.00	7,289.53	27,572.04	2,639.46	-3,511.50	-13.15 %
Category: E70 - Grant Expense Total:		33,700.00	33,700.00	7,289.53	27,572.04	2,639.46	3,488.50	10.35%
Category: E72 - Bond Expense								
001-0600-5840	Principal for Loans	926,293.34	1,171,313.34	47,437.99	470,361.82	0.00	700,951.52	59.84 %
Category: E72 - Bond Expense Total:		926,293.34	1,171,313.34	47,437.99	470,361.82	0.00	700,951.52	59.84%
Category: E80 - Fixed Assets								
001-0600-5820	Right to Use Asset	0.00	176,000.00	41,264.39	457,068.86	0.00	-281,068.86	-159.70 %
Category: E80 - Fixed Assets Total:		0.00	176,000.00	41,264.39	457,068.86	0.00	-281,068.86	-159.70%
Category: E85 - Interest Expense								
001-0600-5850	Interest Expense	98,663.51	98,663.51	1,552.43	19,542.44	0.00	79,121.07	80.19 %
Category: E85 - Interest Expense Total:		98,663.51	98,663.51	1,552.43	19,542.44	0.00	79,121.07	80.19%
Expense Total:		6,402,417.20	6,672,994.12	428,982.47	4,797,877.81	22,162.17	1,852,954.14	27.77%
Department: 0600 - Police Surplus (Deficit):		-4,489,937.20	-4,957,675.20	-243,969.74	-3,343,155.75	-22,162.17	1,592,357.28	32.12%
Department: 0610 - Police - Dispatch Revenue								
Category: R60 - Miscellaneous Revenue								
001-0610-4650	Emerg Telephone Service Rev	70,000.00	70,000.00	0.00	27,000.00	0.00	-43,000.00	61.43 %
Category: R60 - Miscellaneous Revenue Total:		70,000.00	70,000.00	0.00	27,000.00	0.00	-43,000.00	61.43%
Revenue Total:		70,000.00	70,000.00	0.00	27,000.00	0.00	-43,000.00	61.43%

Budget Report

Expense		Original Total Budget	Current Total Budget	Period Activity	Fiscal Activity	Encumbrances	Variance Favorable (Unfavorable)	Percent Remaining
Category: E01 - Personnel Expense								
001-0610-5000	Salary Expense	354,241.96	354,241.96	23,459.60	250,480.91	0.00	103,761.05	29.29 %
001-0610-5010	Overtime Expense	30,000.00	30,000.00	0.00	25,714.08	0.00	4,285.92	14.29 %
001-0610-5020	FICA Expense	27,352.35	27,352.35	1,735.57	20,537.95	0.00	6,814.40	24.91 %
001-0610-5022	Unemployment Expense	560.00	560.00	0.00	118.40	0.00	441.60	78.86 %
001-0610-5025	Worker's Comp Expense	16,000.00	16,000.00	0.00	16,751.00	0.00	-751.00	-4.69 %
001-0610-5030	APERS Expense	59,537.66	59,537.66	3,594.01	41,756.87	0.00	17,780.79	29.86 %
001-0610-5040	Health Insurance Expense	85,589.24	85,589.24	5,088.66	50,886.60	0.00	34,702.64	40.55 %
Category: E01 - Personnel Expense Total:		573,281.21	573,281.21	33,877.84	406,245.81	0.00	167,035.40	29.14%
Category: E64 - Reimbursement								
001-0610-5650	Emerg Telephone Service Exp	0.00	5,000.00	0.00	4,267.77	0.00	732.23	14.64 %
Category: E64 - Reimbursement Total:		0.00	5,000.00	0.00	4,267.77	0.00	732.23	14.64%
Expense Total:								
Department: 0610 - Police - Dispatch Surplus (Deficit):		573,281.21	578,281.21	33,877.84	410,513.58	0.00	167,767.63	29.01%
		-503,281.21	-508,281.21	-33,877.84	-383,513.58	0.00	124,767.63	24.55%
Department: 0620 - Police - SRO								
Revenue								
Category: R64 - Reimbursement								
001-0620-4640	Reimbursement Rev- SRO	307,000.00	357,000.00	0.00	357,099.99	0.00	99.99	100.03 %
Category: R64 - Reimbursement Total:		307,000.00	357,000.00	0.00	357,099.99	0.00	99.99	0.03%
Revenue Total:		307,000.00	357,000.00	0.00	357,099.99	0.00	99.99	0.03%
Expense								
Category: E01 - Personnel Expense								
001-0620-5000	Salary Expense	439,407.00	439,407.00	32,723.37	380,521.46	0.00	58,885.54	13.40 %
001-0620-5010	Overtime Expense	3,000.00	3,000.00	0.00	3,906.61	0.00	-906.61	-30.22 %
001-0620-5020	FICA Expense	33,844.21	33,844.21	2,447.93	28,790.70	0.00	5,053.51	14.93 %
001-0620-5022	Unemployment Expense	480.00	480.00	0.00	110.27	0.00	369.73	77.03 %
001-0620-5025	Worker's Comp Expense	7,900.00	7,900.00	0.00	8,832.00	0.00	-932.00	-11.80 %
001-0620-5035	LOPFI Expense	106,174.00	106,174.00	7,652.07	92,543.65	0.00	13,630.35	12.84 %
001-0620-5036	LOPFI Prem Advance	-35,000.00	-35,000.00	-7,652.07	-38,795.58	0.00	3,795.58	-10.84 %
001-0620-5040	Health Insurance Expense	98,379.84	98,379.84	6,652.26	72,202.94	0.00	26,176.90	26.61 %
001-0620-5050	Physical & Drug Screen Exp	500.00	500.00	0.00	130.00	0.00	370.00	74.00 %
001-0620-5056	Uniform Expenses	9,000.00	9,000.00	240.00	2,456.70	0.00	6,543.30	72.70 %
001-0620-5060	Travel & Training Expense	15,000.00	15,000.00	0.00	16,149.39	0.00	-1,149.39	-7.66 %
Category: E01 - Personnel Expense Total:		678,685.05	678,685.05	42,063.56	566,848.14	0.00	111,836.91	16.48%
Category: E10 - Building & Grounds Exp								
001-0620-5116	Communication Exp - Cellular	9,600.00	9,600.00	450.44	4,500.53	0.00	5,099.47	53.12 %
Category: E10 - Building & Grounds Exp Total:		9,600.00	9,600.00	450.44	4,500.53	0.00	5,099.47	53.12%

Budget Report

For Fiscal: 2024 Period Ending: 10/31/2024

Category: E60 - Miscellaneous Expense

Software - New & Renewals

Category: E60 - Miscellaneous Expense Total:

Original Total Budget	Current Total Budget	Period Activity	Fiscal Activity	Encumbrances	Variance Favorable (Unfavorable)	Percent Remaining
2,500.00	2,500.00	0.00	0.00	2,436.25	63.75	2.55 %
2,500.00	2,500.00	0.00	0.00	2,436.25	63.75	2.55 %
690,785.05	690,785.05	42,514.00	571,348.67	2,436.25	117,000.13	16.94 %
-383,785.05	-333,785.05	-42,514.00	-214,248.68	-2,436.25	117,100.12	35.08 %

Expense Total:

Department: 0620 - Police - SRO Surplus (Deficit):

Department: 0630 - Police - K9

Expense

Category: E30 - Supply Expense

Supplies - Food Allowance

Category: E30 - Supply Expense Total:

1,800.00	1,800.00	37.46	962.00	37.46	800.54	44.47 %
1,800.00	1,800.00	37.46	962.00	37.46	800.54	44.47 %

Category: E40 - Operations Expense

K9 Training

Category: E40 - Operations Expense Total:

5,500.00	5,500.00	782.08	2,399.30	775.48	2,325.22	42.28 %
5,500.00	5,500.00	782.08	2,399.30	775.48	2,325.22	42.28 %

Category: E55 - Professional Services

Prof Services - Veterinarian

Category: E55 - Professional Services Total:

3,000.00	3,000.00	411.57	3,231.38	0.00	-231.38	-7.71 %
3,000.00	3,000.00	411.57	3,231.38	0.00	-231.38	-7.71 %

Expense Total:

Department: 0630 - Police - K9 Total:

10,300.00	10,300.00	1,231.11	6,592.68	812.94	2,894.38	28.10 %
10,300.00	10,300.00	1,231.11	6,592.68	812.94	2,894.38	28.10 %
563.26	-517,115.08	132,574.18	976,611.51	-187,783.26	1,305,943.33	252.54 %

Fund: 001 - General Fund Surplus (Deficit):

Fund: 002 - Sales Tax Fund

Department: 0100 - Administration

Revenue

Category: R10 - Taxes - Sales

One Cent Sales Tax

Category: R10 - Taxes - Sales Total:

6,592,000.00	6,592,000.00	545,720.79	5,507,149.71	0.00	-1,084,850.29	16.46 %
6,592,000.00	6,592,000.00	545,720.79	5,507,149.71	0.00	-1,084,850.29	16.46 %
6,592,000.00	6,592,000.00	545,720.79	5,507,149.71	0.00	-1,084,850.29	16.46 %

Revenue Total:

Expense

Category: E62 - Intergovernmental Tsfr

Xfer to General

Category: E62 - Intergovernmental Tsfr Total:

6,592,000.00	6,592,000.00	549,333.00	5,493,330.00	0.00	1,098,670.00	16.67 %
6,592,000.00	6,592,000.00	549,333.00	5,493,330.00	0.00	1,098,670.00	16.67 %

Expense Total:

Department: 0100 - Administration Surplus (Deficit):

0.00	0.00	-3,612.21	13,819.71	0.00	13,819.71	0.00 %
0.00	0.00	-3,612.21	13,819.71	0.00	13,819.71	0.00 %

Fund: 002 - Sales Tax Fund Surplus (Deficit):

Budget Report

		Original Total Budget	Current Total Budget	Period Activity	Fiscal Activity	Encumbrances	Variance Favorable (Unfavorable)	Percent Remaining
Fund: 003 - Franchise Fees Fund								
Department: 0100 - Administration								
Revenue								
Category: R50 - Sale of Services								
	AT&T / SW Bell Franchise Fee	80,000.00	80,000.00	0.00	25,516.58	0.00	-54,483.42	68.10 %
	Centerpoint Energy Franchise Fee	250,000.00	250,000.00	6,606.27	201,797.51	0.00	-48,202.49	19.28 %
	Fidelity Franchise Fee	15,000.00	15,000.00	0.00	10,352.60	0.00	-4,647.40	30.98 %
	Comcast Cable Franchise Fee	75,000.00	75,000.00	0.00	46,376.00	0.00	-28,624.00	38.17 %
	Entergy Franchise Fee	600,000.00	600,000.00	66,377.02	627,487.77	0.00	27,487.77	104.58 %
	First Electric Franchise Fee	300,000.00	300,000.00	38,488.88	358,005.29	0.00	58,005.29	119.34 %
	Windstream Franchise Fee	15,000.00	15,000.00	2,295.22	14,153.79	0.00	-846.21	5.64 %
Category: R50 - Sale of Services Total:		1,335,000.00	1,335,000.00	113,767.39	1,283,689.54	0.00	-51,310.46	3.84%
Revenue Total:		1,335,000.00	1,335,000.00	113,767.39	1,283,689.54	0.00	-51,310.46	3.84%
Expense								
Category: E62 - Intergovernmental Tsfr								
Xfer to General								
		175,000.00	175,000.00	14,583.33	145,833.30	0.00	29,166.70	16.67 %
Category: E62 - Intergovernmental Tsfr Total:		175,000.00	175,000.00	14,583.33	145,833.30	0.00	29,166.70	16.67%
Expense Total:		175,000.00	175,000.00	14,583.33	145,833.30	0.00	29,166.70	16.67%
Department: 0100 - Administration Surplus (Deficit):		1,160,000.00	1,160,000.00	99,184.06	1,137,856.24	0.00	-22,143.76	1.91%
Department: 0800 - Street								
Expense								
Category: E62 - Intergovernmental Tsfr								
Xfer to Fund Bond Funds								
		1,158,321.00	1,158,321.00	94,618.62	955,693.79	0.00	202,627.21	17.49 %
Category: E62 - Intergovernmental Tsfr Total:		1,158,321.00	1,158,321.00	94,618.62	955,693.79	0.00	202,627.21	17.49%
Expense Total:		1,158,321.00	1,158,321.00	94,618.62	955,693.79	0.00	202,627.21	17.49%
Department: 0800 - Street Total:		1,158,321.00	1,158,321.00	94,618.62	955,693.79	0.00	202,627.21	17.49%
Fund: 003 - Franchise Fees Fund Surplus (Deficit):		1,679.00	1,679.00	4,565.44	182,162.45	0.00	180,483.45	10,749.46%
Fund: 005 - Designated Tax Fund								
Department: 0200 - Animal Control								
Revenue								
Category: R10 - Taxes - Sales								
Designated Tax - AC								
		659,200.00	659,200.00	54,572.08	550,714.97	0.00	-108,485.03	16.46 %
Category: R10 - Taxes - Sales Total:		659,200.00	659,200.00	54,572.08	550,714.97	0.00	-108,485.03	16.46%
Revenue Total:		659,200.00	659,200.00	54,572.08	550,714.97	0.00	-108,485.03	16.46%

Budget Report

For Fiscal: 2024 Period Ending: 10/31/2024

		Original Total Budget	Current Total Budget	Period Activity	Fiscal Activity	Encumbrances	Variance Favorable (Unfavorable) Remaining	
Expense								
Category: E62 - Intergovernmental Tsfr								
Xfer to General - AC								
Category: E62 - Intergovernmental Tsfr Total:		659,200.00	659,200.00	54,933.00	549,330.00	0.00	109,870.00	16.67 %
Expense Total:		659,200.00	659,200.00	54,933.00	549,330.00	0.00	109,870.00	16.67 %
Department: 0200 - Animal Control Surplus (Deficit):		0.00	0.00	-360.92	1,384.97	0.00	1,384.97	0.00 %
Department: 0400 - Parks								
Revenue								
Category: R10 - Taxes - Sales								
Designated Tax - Park								
Category: R10 - Taxes - Sales Total:		659,200.00	659,200.00	54,572.08	550,714.97	0.00	-108,485.03	16.46 %
Revenue Total:		659,200.00	659,200.00	54,572.08	550,714.97	0.00	-108,485.03	16.46 %
Expense								
Category: E62 - Intergovernmental Tsfr								
Xfer to General - Park								
Category: E62 - Intergovernmental Tsfr Total:		659,200.00	659,200.00	54,933.00	549,330.00	0.00	109,870.00	16.67 %
Expense Total:		659,200.00	659,200.00	54,933.00	549,330.00	0.00	109,870.00	16.67 %
Department: 0400 - Parks Surplus (Deficit):		0.00	0.00	-360.92	1,384.97	0.00	1,384.97	0.00 %
Department: 0500 - Fire								
Revenue								
Category: R10 - Taxes - Sales								
Designated Tax - Fire								
Category: R10 - Taxes - Sales Total:		1,648,000.00	1,648,000.00	136,430.20	1,376,787.43	0.00	-271,212.57	16.46 %
Revenue Total:		1,648,000.00	1,648,000.00	136,430.20	1,376,787.43	0.00	-271,212.57	16.46 %
Expense								
Category: E62 - Intergovernmental Tsfr								
Xfer to General - Fire								
Category: E62 - Intergovernmental Tsfr Total:		1,648,000.00	1,648,000.00	137,333.00	1,373,330.00	0.00	274,670.00	16.67 %
Expense Total:		1,648,000.00	1,648,000.00	137,333.00	1,373,330.00	0.00	274,670.00	16.67 %
Department: 0500 - Fire Surplus (Deficit):		0.00	0.00	-902.80	3,457.43	0.00	3,457.43	0.00 %
Department: 0600 - Police								
Revenue								
Category: R10 - Taxes - Sales								
Designated Tax - Police								
Category: R10 - Taxes - Sales Total:		1,648,000.00	1,648,000.00	136,430.20	1,376,787.43	0.00	-271,212.57	16.46 %
Revenue Total:		1,648,000.00	1,648,000.00	136,430.20	1,376,787.43	0.00	-271,212.57	16.46 %

Budget Report

Expense	Original Total Budget	Current Total Budget	Period Activity	Fiscal Activity	Encumbrances	Variance Favorable (Unfavorable)	Percent Remaining
Category: E62 - Intergovernmental Tsfr							
Xfer to General - Police	1,648,000.00	1,648,000.00	137,333.00	1,373,330.00	0.00	274,670.00	16.67 %
Category: E62 - Intergovernmental Tsfr Total:	1,648,000.00	1,648,000.00	137,333.00	1,373,330.00	0.00	274,670.00	16.67 %
Expense Total:	1,648,000.00	1,648,000.00	137,333.00	1,373,330.00	0.00	274,670.00	16.67 %
Department: 0600 - Police Surplus (Deficit):	0.00	0.00	-902.80	3,457.43	0.00	3,457.43	0.00 %
Department: 0800 - Street Revenue							
Category: R10 - Taxes - Sales							
Designated Tax - Street	1,977,600.00	1,977,600.00	163,716.23	1,652,144.91	0.00	-325,455.09	16.46 %
Category: R10 - Taxes - Sales Total:	1,977,600.00	1,977,600.00	163,716.23	1,652,144.91	0.00	-325,455.09	16.46 %
Revenue Total:	1,977,600.00	1,977,600.00	163,716.23	1,652,144.91	0.00	-325,455.09	16.46 %
Expense							
Category: E62 - Intergovernmental Tsfr							
Xfer to Street	1,977,600.00	1,977,600.00	164,800.00	1,648,000.00	0.00	329,600.00	16.67 %
Category: E62 - Intergovernmental Tsfr Total:	1,977,600.00	1,977,600.00	164,800.00	1,648,000.00	0.00	329,600.00	16.67 %
Expense Total:	1,977,600.00	1,977,600.00	164,800.00	1,648,000.00	0.00	329,600.00	16.67 %
Department: 0800 - Street Surplus (Deficit):	0.00	0.00	-1,083.77	4,144.91	0.00	4,144.91	0.00 %
Fund: 005 - Designated Tax Fund Surplus (Deficit):	0.00	0.00	-3,611.21	13,829.71	0.00	13,829.71	0.00 %
Fund: 007 - Investment Account							
Department: 0100 - Administration Revenue							
Category: R85 - Interest Revenue							
Interest Revenue	0.00	0.00	0.00	4,681.25	0.00	4,681.25	0.00 %
Gain on Investment	0.00	0.00	0.00	26,185.60	0.00	26,185.60	0.00 %
Category: R85 - Interest Revenue Total:	0.00	0.00	0.00	30,866.85	0.00	30,866.85	0.00 %
Revenue Total:	0.00	0.00	0.00	30,866.85	0.00	30,866.85	0.00 %
Expense							
Category: E62 - Intergovernmental Tsfr							
Xfer to Other	342,000.00	835,000.00	0.00	844,881.17	0.00	-9,881.17	-1.18 %
Category: E62 - Intergovernmental Tsfr Total:	342,000.00	835,000.00	0.00	844,881.17	0.00	-9,881.17	-1.18 %
Expense Total:	342,000.00	835,000.00	0.00	844,881.17	0.00	-9,881.17	-1.18 %
Department: 0100 - Administration Surplus (Deficit):	-342,000.00	-835,000.00	0.00	-814,014.32	0.00	20,985.68	2.51 %
Fund: 007 - Investment Account Surplus (Deficit):	-342,000.00	-835,000.00	0.00	-814,014.32	0.00	20,985.68	2.51 %

Budget Report

For Fiscal: 2024 Period Ending: 10/31/2024

Fund: 020 - Animal Control Donation

Department: 0200 - Animal Control

Revenue

Category: R68 - Donation Revenue

Donation Revenue Ord 2011-24

Category: R68 - Donation Revenue Total:

2,500.00	2,500.00	0.00	0.00	0.00	-2,500.00	100.00 %
2,500.00	2,500.00	0.00	0.00	0.00	-2,500.00	100.00%
2,500.00	2,500.00	0.00	0.00	0.00	-2,500.00	100.00%

Revenue Total:

Expense

Category: E55 - Professional Services

AC Donation Expense

Category: E55 - Professional Services Total:

2,500.00	6,500.00	181.29	1,262.88	0.00	5,237.12	80.57 %
2,500.00	6,500.00	181.29	1,262.88	0.00	5,237.12	80.57%
2,500.00	6,500.00	181.29	1,262.88	0.00	5,237.12	80.57%
0.00	-4,000.00	-181.29	-1,262.88	0.00	2,737.12	68.43%
0.00	-4,000.00	-181.29	-1,262.88	0.00	2,737.12	68.43%

Expense Total:

Department: 0200 - Animal Control Surplus (Deficit):

Fund: 020 - Animal Control Donation Surplus (Deficit):

Fund: 030 - Act 1256 of 1995 Court

Department: 0300 - Court

Revenue

Category: R40 - Fines & Forfeitures

Act 1256 Civil Division

Act 1256 District Court Rev

Category: R40 - Fines & Forfeitures Total:

71,250.00	71,250.00	1,160.00	17,950.00	0.00	-53,300.00	74.81 %
330,000.00	330,000.00	36,770.21	279,681.16	0.00	-50,318.84	15.25 %
401,250.00	401,250.00	37,930.21	297,631.16	0.00	-103,618.84	25.82%
401,250.00	401,250.00	37,930.21	297,631.16	0.00	-103,618.84	25.82%

Revenue Total:

Expense

Category: E01 - Personnel Expense

Act 1256 Judge Retirement

Category: E01 - Personnel Expense Total:

5,200.00	5,200.00	394.84	3,948.40	0.00	1,251.60	24.07 %
5,200.00	5,200.00	394.84	3,948.40	0.00	1,251.60	24.07%

Revenue Total:

Category: E40 - Operations Expense

Act 316 of 1991 Expense

Act 918 of 1983 Expense

Act 1256 Co Admin of Justice

Act 1256 Court Costs

Act 1256 City Attorney

Act 1256 DFA (State)

Act 1256 Ordinance 89-15

250.00	250.00	18.12	181.20	0.00	68.80	27.52 %
17,500.00	17,500.00	1,342.64	13,426.40	0.00	4,073.60	23.28 %
140,500.00	140,500.00	10,741.60	107,416.00	0.00	33,084.00	23.55 %
15,250.00	15,250.00	1,181.04	11,810.40	0.00	3,439.60	22.55 %
28,500.00	28,500.00	2,190.68	21,906.80	0.00	6,593.20	23.13 %
167,150.00	167,150.00	20,027.55	118,604.56	0.00	48,545.44	29.04 %
26,000.00	26,000.00	1,966.60	19,666.00	0.00	6,334.00	24.36 %

Budget Report

Act 1256 Intoximeter Expense

[030-0300-5495](#)

Category: E40 - Operations Expense Total:

Expense Total:

Department: 0300 - Court Surplus (Deficit):

Fund: 030 - Act 1256 of 1995 Court Surplus (Deficit):

Fund: 031 - Act 1809 of 2001 Court Auto

Department: 0300 - Court

Revenue

Category: R40 - Fines & Forfeitures

Act 1809 of 2001 Revenue

[031-0300-4408](#)

Category: R40 - Fines & Forfeitures Total:

Revenue Total:

Expense

Category: E60 - Miscellaneous Expense

Software - New & Renewals

[031-0300-5608](#)

Category: E60 - Miscellaneous Expense Total:

Category: E80 - Fixed Assets

Capital Assets - Equipment

[031-0300-5810](#)

Category: E80 - Fixed Assets Total:

Expense Total:

Department: 0300 - Court Surplus (Deficit):

Fund: 031 - Act 1809 of 2001 Court Auto Surplus (Deficit):

Fund: 045 - Park 1/8 SalesTax O & M

Department: 0400 - Parks

Revenue

Category: R10 - Taxes - Sales

Park 1/8 Sales Tax

[045-0400-4110](#)

Category: R10 - Taxes - Sales Total:

Revenue Total:

Expense

Category: E62 - Intergovernmental Tsfr

Xfer to General

[045-0400-5620](#)

Category: E62 - Intergovernmental Tsfr Total:

Expense Total:

Department: 0400 - Parks Surplus (Deficit):

Fund: 045 - Park 1/8 SalesTax O & M Surplus (Deficit):

	Original Total Budget	Current Total Budget	Period Activity	Fiscal Activity	Encumbrances	Variance Favorable (Unfavorable)	Percent Remaining
Act 1256 Intoximeter Expense	900.00	900.00	67.14	671.40	0.00	228.60	25.40 %
Category: E40 - Operations Expense Total:	396,050.00	396,050.00	37,535.37	293,682.76	0.00	102,367.24	25.85%
Expense Total:	401,250.00	401,250.00	37,930.21	297,631.16	0.00	103,618.84	25.82%
Department: 0300 - Court Surplus (Deficit):	0.00	0.00	0.00	0.00	0.00	0.00	0.00%
Fund: 030 - Act 1256 of 1995 Court Surplus (Deficit):	0.00	0.00	0.00	0.00	0.00	0.00	0.00%
Fund: 031 - Act 1809 of 2001 Court Auto							
Department: 0300 - Court							
Revenue							
Category: R40 - Fines & Forfeitures							
Act 1809 of 2001 Revenue							
Category: R40 - Fines & Forfeitures Total:	36,000.00	36,000.00	2,752.00	35,730.00	0.00	-270.00	0.75 %
Revenue Total:	36,000.00	36,000.00	2,752.00	35,730.00	0.00	-270.00	0.75%
Expense							
Category: E60 - Miscellaneous Expense							
Software - New & Renewals							
Category: E60 - Miscellaneous Expense Total:	36,000.00	61,000.00	3,072.20	55,288.90	879.00	4,832.10	7.92 %
Category: E80 - Fixed Assets							
Capital Assets - Equipment							
Category: E80 - Fixed Assets Total:	0.00	0.00	7,361.63	7,361.63	0.00	-7,361.63	0.00 %
Expense Total:	36,000.00	61,000.00	10,433.83	62,650.53	879.00	-2,529.53	-4.15%
Department: 0300 - Court Surplus (Deficit):	0.00	-25,000.00	-7,681.83	-26,920.53	-879.00	-2,799.53	-11.20%
Fund: 031 - Act 1809 of 2001 Court Auto Surplus (Deficit):	0.00	-25,000.00	-7,681.83	-26,920.53	-879.00	-2,799.53	-11.20%
Fund: 045 - Park 1/8 SalesTax O & M							
Department: 0400 - Parks							
Revenue							
Category: R10 - Taxes - Sales							
Park 1/8 Sales Tax							
Category: R10 - Taxes - Sales Total:	824,000.00	824,000.00	68,215.10	688,393.71	0.00	-135,606.29	16.46 %
Revenue Total:	824,000.00	824,000.00	68,215.10	688,393.71	0.00	-135,606.29	16.46%
Expense							
Category: E62 - Intergovernmental Tsfr							
Xfer to General							
Category: E62 - Intergovernmental Tsfr Total:	824,000.00	824,000.00	68,667.00	686,670.00	0.00	137,330.00	16.67 %
Expense Total:	824,000.00	824,000.00	68,667.00	686,670.00	0.00	137,330.00	16.67%
Department: 0400 - Parks Surplus (Deficit):	0.00	0.00	-451.90	1,723.71	0.00	1,723.71	0.00%
Fund: 045 - Park 1/8 SalesTax O & M Surplus (Deficit):	0.00	0.00	-451.90	1,723.71	0.00	1,723.71	0.00%

Budget Report

For Fiscal: 2024 Period Ending: 10/31/2024

										Variance	
										Favorable	Percent
										(Unfavorable)	Remaining
										Fiscal	
										Activity	Encumbrances
										Period	
										Activity	
										Total Budget	
										Original	
										Total Budget	
Fund: 051 - Act 833 of 1991 Fire											
Department: 0500 - Fire											
Revenue											
Category: R15 - Taxes - Property											
State Turnback											
Category: R15 - Taxes - Property Total:											
										28,000.00	
										7,675.76	
										37,214.17	
										0.00	
										9,214.17	132.91 %
										37,214.17	32.91 %
										0.00	
										9,214.17	32.91 %
Revenue Total:											
Expense											
Category: E40 - Operations Expense											
Act 833 Expense											
Category: E40 - Operations Expense Total:											
										28,000.00	
										4,185.34	
										6,557.67	
										0.00	
										21,442.33	76.58 %
										6,557.67	76.58 %
										0.00	
										30,656.50	0.00 %
										30,656.50	0.00 %
Department: 0500 - Fire Surplus (Deficit):											
Fund: 051 - Act 833 of 1991 Fire Surplus (Deficit):											
Fund: 055 - Fire 3/8 SalesTax											
Department: 0500 - Fire											
Revenue											
Category: R10 - Taxes - Sales											
Fire 3/8 Sales Tax											
Category: R10 - Taxes - Sales Total:											
										2,472,000.00	
										204,645.29	
										2,065,181.14	
										0.00	
										-406,818.86	16.46 %
										-406,818.86	16.46 %
										0.00	
										-406,818.86	16.46 %
Revenue Total:											
Expense											
Category: E62 - Intergovernmental Tsfr											
Xfer to General											
Category: E62 - Intergovernmental Tsfr Total:											
										2,472,000.00	
										206,000.00	
										2,060,000.00	
										0.00	
										412,000.00	16.67 %
										2,060,000.00	16.67 %
										0.00	
										-1,354.71	0.00 %
										-1,354.71	0.00 %
Department: 0500 - Fire Surplus (Deficit):											
Fund: 055 - Fire 3/8 SalesTax Surplus (Deficit):											
Fund: 061 - Act 918 of 1983 Police											
Department: 0600 - Police											
Revenue											
Category: R40 - Fines & Forfeitures											
Admin of Justice Revenue											
Category: R40 - Fines & Forfeitures Total:											
										15,000.00	
										1,342.64	
										13,426.40	
										0.00	
										-1,573.60	10.49 %
										-1,573.60	10.49 %
										0.00	
										-1,573.60	10.49 %
Revenue Total:											

Budget Report

Expense	Original Total Budget	Current Total Budget	Period Activity	Fiscal Activity	Encumbrances	Variance Favorable (Unfavorable)	Percent Remaining
Category: E60 - Miscellaneous Expense							
061-0600-5600	15,000.00	15,000.00	0.00	9,360.00	0.00	5,640.00	37.60 %
Category: E60 - Miscellaneous Expense Total:	15,000.00	15,000.00	0.00	9,360.00	0.00	5,640.00	37.60%
Expense Total:	15,000.00	15,000.00	0.00	9,360.00	0.00	5,640.00	37.60%
Department: 0600 - Police Surplus (Deficit):	0.00	0.00	1,342.64	4,066.40	0.00	4,066.40	0.00%
Fund: 061 - Act 918 of 1983 Police Surplus (Deficit):	0.00	0.00	1,342.64	4,066.40	0.00	4,066.40	0.00%
Fund: 062 - Act 988 of 1991 Emerg Veh							
Department: 0600 - Police							
Revenue							
Category: R40 - Fines & Forfeitures							
Act 988 of 1991 Revenue							
062-0600-4402	12,000.00	12,000.00	619.60	6,824.82	0.00	-5,175.18	43.13 %
Category: R40 - Fines & Forfeitures Total:	12,000.00	12,000.00	619.60	6,824.82	0.00	-5,175.18	43.13%
Revenue Total:	12,000.00	12,000.00	619.60	6,824.82	0.00	-5,175.18	43.13%
Expense							
Category: E40 - Operations Expense							
Act 988 Expense							
062-0600-5420	12,000.00	12,000.00	0.00	0.00	0.00	12,000.00	100.00 %
Category: E40 - Operations Expense Total:	12,000.00	12,000.00	0.00	0.00	0.00	12,000.00	100.00%
Expense Total:	12,000.00	12,000.00	0.00	0.00	0.00	12,000.00	100.00%
Department: 0600 - Police Surplus (Deficit):	0.00	0.00	619.60	6,824.82	0.00	6,824.82	0.00%
Fund: 062 - Act 988 of 1991 Emerg Veh Surplus (Deficit):	0.00	0.00	619.60	6,824.82	0.00	6,824.82	0.00%
Fund: 068 - State Drug Control							
Department: 0600 - Police							
Revenue							
Category: R40 - Fines & Forfeitures							
Drug Seizure Revenue							
068-0600-4418	2,500.00	2,500.00	0.00	18,294.00	0.00	15,794.00	731.76 %
Category: R40 - Fines & Forfeitures Total:	2,500.00	2,500.00	0.00	18,294.00	0.00	15,794.00	631.76%
Revenue Total:	2,500.00	2,500.00	0.00	18,294.00	0.00	15,794.00	631.76%
Expense							
Category: E60 - Miscellaneous Expense							
Miscellaneous Expense							
068-0600-5600	2,500.00	2,600.00	0.00	2,516.59	0.00	83.41	3.21 %
Category: E60 - Miscellaneous Expense Total:	2,500.00	2,600.00	0.00	2,516.59	0.00	83.41	3.21%
Expense Total:	2,500.00	2,600.00	0.00	2,516.59	0.00	83.41	3.21%
Department: 0600 - Police Surplus (Deficit):	0.00	-100.00	0.00	15,777.41	0.00	15,877.41	15,877.41%
Fund: 068 - State Drug Control Surplus (Deficit):	0.00	-100.00	0.00	15,777.41	0.00	15,877.41	15,877.41%

Budget Report

For Fiscal: 2024 Period Ending: 10/31/2024

Fund: 080 - Street Fund
Department: 0140 - Stormwater
Expense

Category: E01 - Personnel Expense

080-0140-5000	Salary Expense	324,827.40	324,827.40		26,069.35	261,362.88	0.00	63,464.52	19.54 %
080-0140-5010	Overtime Expense	695.00	695.00		340.14	1,464.74	0.00	-769.74	-110.75 %
080-0140-5020	FICA Expense	24,902.46	24,902.46		1,982.14	19,805.09	0.00	5,097.37	20.47 %
080-0140-5022	Unemployment Expense	180.00	180.00		5.83	99.95	0.00	80.05	44.47 %
080-0140-5025	Worker's Comp Expense	600.00	600.00		0.00	540.00	0.00	60.00	10.00 %
080-0140-5030	APERS Expense	49,870.03	49,870.03		4,046.13	40,318.84	0.00	9,551.19	19.15 %
080-0140-5040	Health Insurance Expense	53,669.52	53,669.52		3,950.04	39,499.97	0.00	14,169.55	26.40 %
080-0140-5050	Physical & Drug Screen Exp	300.00	300.00		34.20	179.20	0.00	120.80	40.27 %
080-0140-5055	Uniform Expense	4,525.00	4,525.00		641.95	1,918.83	0.00	2,606.17	57.59 %
080-0140-5060	Travel & Training Expense	10,000.00	10,000.00		1,050.00	2,164.50	0.00	7,835.50	78.36 %
Category: E01 - Personnel Expense Total:		469,569.41	469,569.41		38,119.78	367,354.00	0.00	102,215.41	21.77%

Category: E10 - Building & Grounds Exp

080-0140-5116	Communication Exp - Cellular	4,512.00	4,512.00		1,907.05	4,908.33	0.00	-396.33	-8.78 %
Category: E10 - Building & Grounds Exp Total:		4,512.00	4,512.00		1,907.05	4,908.33	0.00	-396.33	-8.78%

Category: E20 - Vehicle Expense

080-0140-5200	Fuel Expense	9,000.00	9,000.00		755.11	7,652.49	0.00	1,347.51	14.97 %
080-0140-5210	Service & Repair - Vehicle	23,834.56	23,834.56		0.00	1,968.73	0.00	21,865.83	91.74 %
080-0140-5218	Tire Expense	5,000.00	5,000.00		0.00	1,988.38	0.00	3,011.62	60.23 %
080-0140-5225	Insurance Expense - Vehicle	1,500.00	1,500.00		0.00	654.81	0.00	845.19	56.35 %
Category: E20 - Vehicle Expense Total:		39,334.56	39,334.56		755.11	12,264.41	0.00	27,070.15	68.82%

Category: E30 - Supply Expense

080-0140-5300	Supplies - Office	5,000.00	5,000.00		0.00	171.27	0.00	4,828.73	96.57 %
080-0140-5322	Supplies - Operating	17,700.00	18,057.96		630.46	5,467.01	1,051.55	11,539.40	63.90 %
080-0140-5380	Prisoner Care Expense	2,700.00	2,700.00		218.06	678.22	0.00	2,021.78	74.88 %
Category: E30 - Supply Expense Total:		25,400.00	25,757.96		848.52	6,316.50	1,051.55	18,389.91	71.40%

Category: E40 - Operations Expense

080-0140-5515	Elections or Permit Fee Exp	1,200.00	1,200.00		0.00	200.00	0.00	1,000.00	83.33 %
080-0140-5520	Public Education Expense	8,000.00	8,000.00		0.00	4,530.14	2,400.00	1,069.86	13.37 %
Category: E40 - Operations Expense Total:		9,200.00	9,200.00		0.00	4,730.14	2,400.00	2,069.86	22.50%

Category: E55 - Professional Services

080-0140-5571	Prof Services - Engineering	150,510.00	192,310.00		292.20	101,196.46	12,645.00	78,468.54	40.80 %
080-0140-5589	Prof Services - Printing	250.00	250.00		0.00	0.00	0.00	250.00	100.00 %
Category: E55 - Professional Services Total:		150,760.00	192,560.00		292.20	101,196.46	12,645.00	78,718.54	40.88%

Category: E80 - Fixed Assets

080-0140-5808	Capital Assets - Vehicles	165,000.00	2,877.37		0.00	0.00	0.00	2,877.37	100.00 %
---------------	---------------------------	------------	----------	--	------	------	------	----------	----------

Budget Report

	Original Total Budget	Current Total Budget	Period Activity	Fiscal Activity	Encumbrances	Variance Favorable (Unfavorable)	Percent Remaining
Category: E80 - Fixed Assets Total:	165,000.00	2,877.37	0.00	0.00	0.00	2,877.37	100.00%
Expense Total:	863,775.97	743,811.30	41,922.66	496,769.84	16,096.55	230,944.91	31.05%
Department: 0140 - Stormwater Total:	863,775.97	743,811.30	41,922.66	496,769.84	16,096.55	230,944.91	31.05%
Department: 0800 - Street Revenue							
Category: R10 - Taxes - Sales 1/2 Cent Sales Tax	456,000.00	0.00	-21,362.87	0.00	0.00	0.00	0.00 %
Category: R10 - Taxes - Sales Total:	456,000.00	0.00	-21,362.87	0.00	0.00	0.00	0.00%
Category: R15 - Taxes - Property State Turnback	924,000.00	1,380,000.00	142,076.81	1,427,292.96	0.00	47,292.96	103.43 %
Saline County Treasurer	444,000.00	444,000.00	49,795.99	437,037.24	0.00	-6,962.76	1.57 %
Category: R15 - Taxes - Property Total:	1,368,000.00	1,824,000.00	191,872.80	1,864,330.20	0.00	40,330.20	2.21%
Category: R60 - Miscellaneous Revenue Miscellaneous Revenue	1,500.00	1,500.00	400.00	170,178.80	0.00	168,678.80	1,345.25 %
Category: R60 - Miscellaneous Revenue Total:	1,500.00	1,500.00	400.00	170,178.80	0.00	168,678.80	1,345.25%
Category: R62 - Intergovernmental Tsfrs Xfr Designated Tax	1,977,600.00	1,977,600.00	164,800.00	1,648,000.00	0.00	-329,600.00	16.67 %
Category: R62 - Intergovernmental Tsfrs Total:	1,977,600.00	1,977,600.00	164,800.00	1,648,000.00	0.00	-329,600.00	16.67%
Category: R85 - Interest Revenue Interest Revenue	775.00	775.00	0.00	0.00	0.00	-775.00	100.00 %
Category: R85 - Interest Revenue Total:	775.00	775.00	0.00	0.00	0.00	-775.00	100.00%
Revenue Total:	3,803,875.00	3,803,875.00	335,709.93	3,682,509.00	0.00	-121,366.00	3.19%
Category: E01 - Personnel Expense Salary Expense	892,048.64	896,848.64	67,516.77	761,082.08	0.00	135,766.56	15.14 %
SWB Reimbursement	156,392.00	156,392.00	13,032.67	130,326.70	0.00	26,065.30	16.67 %
Overtime Expense	10,000.00	10,000.00	237.47	5,208.83	0.00	4,791.17	47.91 %
FICA Expense	69,006.72	69,006.72	5,096.47	57,521.90	0.00	11,484.82	16.64 %
Unemployment Expense	1,320.00	1,320.00	0.92	311.04	0.00	1,008.96	76.44 %
Worker's Comp Expense	22,000.00	22,000.00	0.00	21,120.00	0.00	880.00	4.00 %
APERS Expense	138,193.85	138,193.85	10,380.22	117,046.91	0.00	21,146.94	15.30 %
Health Insurance Expense	161,486.28	161,486.28	12,245.62	124,302.46	0.00	37,183.82	23.03 %
Physical & Drug Screen Exp	1,800.00	1,800.00	45.00	741.82	0.00	1,058.18	58.79 %
Uniform Expense	18,000.00	18,000.00	1,006.25	16,377.89	0.00	1,622.11	9.01 %
Travel & Training Expense	15,000.00	15,000.00	1,224.37	8,932.76	0.00	6,067.24	40.45 %
Category: E01 - Personnel Expense Total:	1,485,247.49	1,490,047.49	110,785.76	1,242,972.39	0.00	247,075.10	16.58%
Category: E10 - Building & Grounds Exp Repairs & Maint - Building	45,000.00	48,617.09	751.71	20,570.70	-14.55	28,061.04	57.72 %
Category: E10 - Building & Grounds Exp Total:	45,000.00	48,617.09	751.71	20,570.70	-14.55	28,061.04	57.72 %

Budget Report

For Fiscal: 2024 Period Ending: 10/31/2024

	Original Total Budget	Current Total Budget	Period Activity	Fiscal Activity	Encumbrances	Variance Favorable (Unfavorable)	Percent Remaining
Utilities - Electric	125,000.00	125,000.00	10,445.71	109,344.42	0.00	15,655.58	12.52 %
Utilities - Gas	2,499.96	2,499.96	12.15	1,300.34	0.00	1,199.62	47.99 %
Utilities - Water	5,000.00	5,000.00	58.74	586.19	0.00	4,413.81	88.28 %
Com Exp - Tel Landline.Interne	14,640.00	14,640.00	996.10	9,590.70	0.00	5,049.30	34.49 %
Communication Exp - Cellular	4,500.00	4,500.00	755.75	9,004.50	0.00	-4,504.50	-100.10 %
Insurance - Property	15,000.00	15,000.00	0.00	0.00	0.00	15,000.00	100.00 %
Sanitation	3,500.00	3,500.00	384.58	2,133.56	981.65	384.79	10.99 %
Supplies - B&G	8,000.00	8,000.00	199.35	3,464.13	0.00	4,535.87	56.70 %
Janitorial Supplies and Main	8,000.00	8,000.00	0.00	1,535.56	0.00	6,464.44	80.81 %
Tools	12,000.00	12,000.00	562.49	10,063.54	0.00	1,936.46	16.14 %
Category: E10 - Building & Grounds Exp Total:	243,139.96	246,757.05	14,166.58	167,593.64	967.00	78,196.41	31.69%
Category: E20 - Vehicle Expense							
Fuel Expense	90,000.00	90,000.00	5,787.23	67,311.58	0.00	22,688.42	25.21 %
Service & Repair - Vehicle	120,000.00	120,000.00	10,316.00	60,719.37	9,654.35	49,626.28	41.36 %
Tire Expense	15,000.00	15,000.00	0.00	16,977.27	0.00	-1,977.27	-13.18 %
Insurance Expense - Vehicle	27,322.50	27,322.50	0.00	28,781.50	0.00	-1,459.00	-5.34 %
Radios	10,000.00	10,000.00	9,152.78	19,759.54	5,386.08	-15,145.62	-151.46 %
Equipment Rental	20,000.00	20,000.00	0.00	0.00	0.00	20,000.00	100.00 %
Category: E20 - Vehicle Expense Total:	282,322.50	282,322.50	25,256.01	193,549.26	15,040.43	73,732.81	26.12%
Category: E30 - Supply Expense							
Supplies - Office	6,000.00	6,000.00	523.50	2,560.30	0.00	3,439.70	57.33 %
Supplies - Signs	40,000.08	50,117.65	6,808.68	25,504.35	16,298.10	8,315.20	16.59 %
Supplies - Operating	232,000.00	240,099.83	25,102.65	141,976.49	13,933.48	84,189.86	35.06 %
Material and Maint	200,000.00	200,000.00	6,855.99	54,422.43	4,147.91	141,429.66	70.71 %
Postage Expense	504.00	504.00	128.09	514.04	23.19	-33.23	-6.59 %
Category: E30 - Supply Expense Total:	478,504.08	496,721.48	39,418.91	224,977.61	34,402.68	237,341.19	47.78%
Category: E40 - Operations Expense							
Dues & Subscriptions	5,200.00	5,200.00	3,101.45	3,451.93	0.00	1,748.07	33.62 %
Safety Program	3,000.00	3,000.00	0.00	375.77	0.00	2,624.23	87.47 %
Sales Tax Expense	4,000.00	4,000.00	228.00	3,342.00	0.00	658.00	16.45 %
Street Paving Expense	50,000.00	50,000.00	0.00	0.00	0.00	50,000.00	100.00 %
Street Lights Installed	225,000.00	225,000.00	4,659.71	50,499.47	0.00	174,500.53	77.56 %
Traffic Signal Maintenance	40,000.00	40,000.00	203.28	4,815.01	11,310.53	23,874.46	59.69 %
Category: E40 - Operations Expense Total:	327,200.00	327,200.00	8,192.44	62,484.18	11,310.53	253,405.29	77.45%
Category: E55 - Professional Services							
Prof Services - Acctg & Audit	13,750.00	13,750.00	0.00	10,875.00	0.00	2,875.00	20.91 %
Prof Services - Advertising	3,500.00	3,500.00	0.00	277.06	0.00	3,222.94	92.08 %
Prof Services - Bridge Inspection	750.00	750.00	0.00	819.78	0.00	-69.78	-9.30 %
Prof Services - Engineering	153,790.00	456,790.00	0.00	19,540.00	220,926.67	216,323.33	47.36 %
Prof Services - Other	190,000.00	238,821.56	4,305.00	284,121.03	33,027.82	-78,327.29	-32.80 %

Budget Report

For Fiscal: 2024 Period Ending: 10/31/2024

	Original Total Budget	Current Total Budget	Period Activity	Fiscal Activity	Encumbrances	Variance Favorable (Unfavorable)	Percent Remaining
Prof Services - Printing	500.00	500.00	0.00	0.00	0.00	500.00	100.00 %
Category: E55 - Professional Services Total:	362,290.00	714,111.56	4,305.00	315,632.87	253,954.49	144,524.20	20.24%
Category: E60 - Miscellaneous Expense							
Hardware - New & Renewals	9,000.00	9,000.00	0.00	2,224.69	163.33	6,611.98	73.47 %
Software - New & Renewals	48,465.00	48,465.00	393.00	20,411.73	0.00	28,053.27	57.88 %
Copiers & Maintenance	0.00	0.00	147.74	1,477.40	0.00	-1,477.40	0.00 %
Category: E60 - Miscellaneous Expense Total:	57,465.00	57,465.00	540.74	24,113.82	163.33	33,187.85	57.75%
Category: E80 - Fixed Assets							
Capital Assets - Vehicles	683,000.00	140,494.49	106,525.44	106,525.44	2,663.84	31,305.21	22.28 %
Capital Assets - Equipment	608,000.00	68,529.52	0.00	0.00	0.00	68,529.52	100.00 %
Capital Assets - Infrastructure	250,000.00	369,077.78	2,946.00	2,946.00	0.00	366,131.78	99.20 %
Capital Asset Contra	0.00	0.00	0.00	1,776,181.62	0.00	-1,776,181.62	0.00 %
Category: E80 - Fixed Assets Total:	1,541,000.00	578,101.79	109,471.44	1,885,653.06	2,663.84	-1,310,215.11	-226.64%
Category: E90 - Construction Projects							
Projects - Overlays	800,000.00	538,567.91	0.00	117,232.50	26,696.36	394,639.05	73.28 %
Category: E90 - Construction Projects Total:	800,000.00	538,567.91	0.00	117,232.50	26,696.36	394,639.05	73.28%
Expense Total:	5,577,169.03	4,731,294.78	312,136.88	4,234,209.33	345,198.66	151,886.79	3.21%
Department: 0800 - Street Surplus (Deficit):	-1,773,294.03	-927,419.78	23,573.05	-551,700.33	-345,198.66	30,520.79	3.29%
Fund: 080 - Street Fund Surplus (Deficit):	-2,637,070.00	-1,671,231.08	-18,349.61	-1,048,470.17	-361,295.21	261,465.70	15.65%
Fund: 090 - Long Term Governmental Capital Asset Fund							
Department: 0410 - Parks - Mills Park & Pool							
Expense							
Category: E80 - Fixed Assets							
Capital Asset Contra	0.00	0.00	-3,000.00	-54,284.63	0.00	54,284.63	0.00 %
Category: E80 - Fixed Assets Total:	0.00	0.00	-3,000.00	-54,284.63	0.00	54,284.63	0.00%
Expense Total:	0.00	0.00	-3,000.00	-54,284.63	0.00	54,284.63	0.00%
Department: 0410 - Parks - Mills Park & Pool Total:	0.00	0.00	-3,000.00	-54,284.63	0.00	54,284.63	0.00%
Department: 0430 - Parks - Bishop							
Expense							
Category: E80 - Fixed Assets							
Capital Asset Contra	0.00	0.00	0.00	-31,547.00	0.00	31,547.00	0.00 %
Category: E80 - Fixed Assets Total:	0.00	0.00	0.00	-31,547.00	0.00	31,547.00	0.00%
Expense Total:	0.00	0.00	0.00	-31,547.00	0.00	31,547.00	0.00%
Department: 0430 - Parks - Bishop Total:	0.00	0.00	0.00	-31,547.00	0.00	31,547.00	0.00%

Budget Report

For Fiscal: 2024 Period Ending: 10/31/2024

		Original Total Budget	Current Total Budget	Period Activity	Fiscal Activity	Encumbrances	Variance Favorable (Unfavorable)	Percent Remaining
Department: 0500 - Fire Expense								
Category: E80 - Fixed Assets								
Capital Asset Contra								
Category: E80 - Fixed Assets Total:		0.00	0.00	0.00	-956,892.61	0.00	956,892.61	0.00 %
Expense Total:		0.00	0.00	0.00	-956,892.61	0.00	956,892.61	0.00%
Department: 0500 - Fire Total:		0.00	0.00	0.00	-956,892.61	0.00	956,892.61	0.00%
Department: 0600 - Police Expense								
Category: E80 - Fixed Assets								
Capital Asset Contra								
Category: E80 - Fixed Assets Total:		0.00	0.00	0.00	-577,439.09	0.00	577,439.09	0.00 %
Expense Total:		0.00	0.00	0.00	-577,439.09	0.00	577,439.09	0.00%
Department: 0600 - Police Total:		0.00	0.00	0.00	-577,439.09	0.00	577,439.09	0.00%
Department: 0800 - Street Expense								
Category: E80 - Fixed Assets								
Depreciation Expense		0.00	0.00	0.00	18,883.95	0.00	-18,883.95	0.00 %
Capital Asset Contra		0.00	0.00	0.00	-4,977,883.04	0.00	4,977,883.04	0.00 %
Category: E80 - Fixed Assets Total:		0.00	0.00	0.00	-4,958,999.09	0.00	4,958,999.09	0.00%
Category: E85 - Interest Expense Loss								
Category: E85 - Interest Expense Total:		0.00	0.00	0.00	-165,814.12	0.00	165,814.12	0.00 %
Expense Total:		0.00	0.00	0.00	-5,124,813.21	0.00	5,124,813.21	0.00%
Department: 0800 - Street Total:		0.00	0.00	0.00	-5,124,813.21	0.00	5,124,813.21	0.00%
Fund: 090 - Long Term Governmental Capital Asset Fund Total:		0.00	0.00	-3,000.00	-6,744,976.54	0.00	6,744,976.54	0.00%
Fund: 110 - Special Redemp - 2016 Bond Department: 0100 - Administration Revenue								
Category: R62 - Intergovernmental Tsfrs								
Xfer from Other Fund		30,000.00	30,000.00	0.00	26,086.69	0.00	-3,913.31	13.04 %
Category: R62 - Intergovernmental Tsfrs Total:		30,000.00	30,000.00	0.00	26,086.69	0.00	-3,913.31	13.04%

Budget Report

		Original Total Budget	Current Total Budget	Period Activity	Fiscal Activity	Encumbrances	Variance Favorable (Unfavorable)	Percent Remaining
Category: R85 - Interest Revenue								
Gain on Investment								
110-0100-4855		0.00	0.00	0.00	5,649.14	0.00	5,649.14	0.00 %
Category: R85 - Interest Revenue Total:		0.00	0.00	0.00	5,649.14	0.00	5,649.14	0.00 %
Revenue Total:		30,000.00	30,000.00	0.00	31,735.83	0.00	1,735.83	5.79 %
Department: 0100 - Administration		30,000.00	30,000.00	0.00	31,735.83	0.00	1,735.83	5.79 %
Fund: 110 - Special Redemp - 2016 Bond Total:		30,000.00	30,000.00	0.00	31,735.83	0.00	1,735.83	5.79 %
Fund: 113 - Debt Service Reserve Fund								
Department: 0100 - Administration								
Revenue								
Category: R85 - Interest Revenue								
Interest Revenue								
113-0100-4850		30,000.00	30,000.00	0.00	29,158.44	0.00	-841.56	2.81 %
Category: R85 - Interest Revenue Total:		30,000.00	30,000.00	0.00	29,158.44	0.00	-841.56	2.81 %
Revenue Total:		30,000.00	30,000.00	0.00	29,158.44	0.00	-841.56	2.81 %
Expense								
Category: E62 - Intergovernmental Tsfr								
Xfer to other fund								
113-0100-5626		30,000.00	30,000.00	0.00	29,158.44	0.00	841.56	2.81 %
Category: E62 - Intergovernmental Tsfr Total:		30,000.00	30,000.00	0.00	29,158.44	0.00	841.56	2.81 %
Expense Total:		30,000.00	30,000.00	0.00	29,158.44	0.00	841.56	2.81 %
Department: 0100 - Administration Surplus (Deficit):		0.00	0.00	0.00	0.00	0.00	0.00	0.00 %
Fund: 113 - Debt Service Reserve Fund Surplus (Deficit):		0.00	0.00	0.00	0.00	0.00	0.00	0.00 %
Fund: 114 - 2016 Bond Fund								
Department: 0000 - Administration								
Expense								
Category: E72 - Bond Expense								
Bond Principle Pmt		1,672,525.00	1,672,525.00	0.00	1,200,000.00	0.00	472,525.00	28.25 %
Bond Fees		950.00	950.00	0.00	950.00	0.00	0.00	0.00 %
Category: E72 - Bond Expense Total:		1,673,475.00	1,673,475.00	0.00	1,200,950.00	0.00	472,525.00	28.24 %
Interest Expense								
Category: E85 - Interest Expense								
Interest Expense		1,672,525.00	1,672,525.00	0.00	265,690.63	0.00	1,406,834.37	84.11 %
Category: E85 - Interest Expense Total:		1,672,525.00	1,672,525.00	0.00	265,690.63	0.00	1,406,834.37	84.11 %
Expense Total:		3,346,000.00	3,346,000.00	0.00	1,466,640.63	0.00	1,879,359.37	56.17 %
Department: 0000 - Administration Total:		3,346,000.00	3,346,000.00	0.00	1,466,640.63	0.00	1,879,359.37	56.17 %

Budget Report

For Fiscal: 2024 Period Ending: 10/31/2024

		Original Total Budget	Current Total Budget	Period Activity	Fiscal Activity	Encumbrances	Variance Favorable (Unfavorable)	Percent Remaining
Department: 0100 - Administration								
Revenue								
Category: R10 - Taxes - Sales								
Loan Proceeds								
<u>114-0100-4610</u>								
Category: R10 - Taxes - Sales Total:		3,296,000.00	3,296,000.00	272,860.40	2,753,574.86	0.00	-542,425.14	16.46 %
Revenue Total:		3,296,000.00	3,296,000.00	272,860.40	2,753,574.86	0.00	-542,425.14	16.46%
Department: 0100 - Administration Total:		3,296,000.00	3,296,000.00	272,860.40	2,753,574.86	0.00	-542,425.14	16.46%
Department: 0400 - Parks								
Revenue								
Category: R85 - Interest Revenue								
Interest Revenue								
<u>114-0400-4850</u>								
Category: R85 - Interest Revenue Total:		50,000.00	50,000.00	0.00	50,434.76	0.00	434.76	100.87 %
Revenue Total:		50,000.00	50,000.00	0.00	50,434.76	0.00	434.76	0.87%
Department: 0400 - Parks Total:		50,000.00	50,000.00	0.00	50,434.76	0.00	434.76	0.87%
Fund: 114 - 2016 Bond Fund Surplus (Deficit):		0.00	0.00	272,860.40	1,337,368.99	0.00	1,337,368.99	0.00%
Fund: 165 - Long Term Governmental Debt Fund								
Department: 0600 - Police								
Expense								
Category: E80 - Fixed Assets								
Capital Asset Contra								
<u>165-0600-5898</u>								
Category: E80 - Fixed Assets Total:		0.00	0.00	0.00	577,439.09	0.00	-577,439.09	0.00 %
Expense Total:		0.00	0.00	0.00	577,439.09	0.00	-577,439.09	0.00%
Department: 0600 - Police Total:		0.00	0.00	0.00	577,439.09	0.00	-577,439.09	0.00%
Fund: 165 - Long Term Governmental Debt Fund Total:		0.00	0.00	0.00	577,439.09	0.00	-577,439.09	0.00%
Fund: 182 - 2023 Improvement Revenue Bond Fund								
Department: 0800 - Street								
Revenue								
Category: R62 - Intergovernmental Tsfrs								
Xfer from Other								
<u>182-0800-4627</u>								
Category: R62 - Intergovernmental Tsfrs Total:		521,877.00	556,877.00	0.00	426,408.90	0.00	-130,468.10	23.43 %
Revenue Total:		521,877.00	556,877.00	0.00	426,408.90	0.00	-130,468.10	23.43%
Category: R85 - Interest Revenue								
Interest Revenue								
<u>182-0800-4850</u>								
Category: R85 - Interest Revenue Total:		0.00	0.00	0.00	5,814.82	0.00	5,814.82	0.00 %
Revenue Total:		0.00	0.00	0.00	5,814.82	0.00	5,814.82	0.00%
Fund: 182 - 2023 Improvement Revenue Bond Fund Total:		521,877.00	556,877.00	0.00	432,223.72	0.00	-124,653.28	22.38%

Budget Report

Expense	Original Total Budget	Current Total Budget	Period Activity	Fiscal Activity	Encumbrances	Variance Favorable (Unfavorable)	Percent Remaining
Category: E85 - Interest Expense							
Interest Expense							
182-0800-5850	0.00	300,000.00	0.00	521,876.28	0.00	-221,876.28	-73.96 %
Category: E85 - Interest Expense Total:	0.00	300,000.00	0.00	521,876.28	0.00	-221,876.28	-73.96%
Expense Total:	0.00	300,000.00	0.00	521,876.28	0.00	-221,876.28	-73.96%
Department: 0800 - Street Surplus (Deficit):	521,877.00	256,877.00	0.00	-89,652.56	0.00	-346,529.56	134.90%
Fund: 182 - 2023 Improvement Revenue Bond Fund Surplus (Deficit):	521,877.00	256,877.00	0.00	-89,652.56	0.00	-346,529.56	134.90%
Fund: 183 - 2023 Street Bond DSR							
Department: 0800 - Street							
Revenue							
Category: R85 - Interest Revenue							
Interest Revenue							
183-0800-4850	22,000.00	22,000.00	0.00	23,423.34	0.00	1,423.34	106.47 %
Category: R85 - Interest Revenue Total:	22,000.00	22,000.00	0.00	23,423.34	0.00	1,423.34	6.47%
Revenue Total:	22,000.00	22,000.00	0.00	23,423.34	0.00	1,423.34	6.47%
Expense							
Category: E62 - Intergovernmental Tsfr							
Xfer to Other	0.00	35,000.00	0.00	33,621.91	0.00	1,378.09	3.94 %
183-0800-5626	0.00	35,000.00	0.00	33,621.91	0.00	1,378.09	3.94%
Category: E62 - Intergovernmental Tsfr Total:	0.00	35,000.00	0.00	33,621.91	0.00	1,378.09	3.94%
Expense Total:	0.00	35,000.00	0.00	33,621.91	0.00	1,378.09	3.94%
Department: 0800 - Street Surplus (Deficit):	22,000.00	-13,000.00	0.00	-10,198.57	0.00	2,801.43	21.55%
Fund: 183 - 2023 Street Bond DSR Surplus (Deficit):	22,000.00	-13,000.00	0.00	-10,198.57	0.00	2,801.43	21.55%
Fund: 185 - Street Bond 2016 DS							
Department: 0800 - Street							
Revenue							
Category: R62 - Intergovernmental Tsfrs							
Xfer from Other	636,444.00	636,444.00	51,898.36	520,058.35	0.00	-116,385.65	18.29 %
185-0800-4627	636,444.00	636,444.00	51,898.36	520,058.35	0.00	-116,385.65	18.29%
Category: R62 - Intergovernmental Tsfrs Total:	636,444.00	636,444.00	51,898.36	520,058.35	0.00	-116,385.65	18.29%
Interest Revenue							
Category: R85 - Interest Revenue	5,000.00	5,000.00	1,014.73	7,918.34	0.00	2,918.34	158.37 %
185-0800-4850	5,000.00	5,000.00	1,014.73	7,918.34	0.00	2,918.34	58.37%
Category: R85 - Interest Revenue Total:	5,000.00	5,000.00	1,014.73	7,918.34	0.00	2,918.34	58.37%
Revenue Total:	641,444.00	641,444.00	52,913.09	527,976.69	0.00	-113,467.31	17.69%
Expense							
Category: E72 - Bond Expense							
Bond Principal Pmt	375,000.00	375,000.00	0.00	375,000.00	0.00	0.00	0.00 %
185-0800-5722	1,000.00	1,000.00	83.33	833.30	0.00	166.70	16.67 %
185-0800-5724							

Budget Report

For Fiscal: 2024 Period Ending: 10/31/2024

	Original Total Budget	Current Total Budget	Period Activity	Fiscal Activity	Encumbrances	Variance Favorable (Unfavorable)	Percent Remaining
Interest Expense							
Category: E72 - Bond Expense Total:	262,000.00	262,000.00	0.00	261,264.94	0.00	735.06	0.28 %
Expense Total:	638,000.00	638,000.00	83.33	637,098.24	0.00	901.76	0.14 %
Department: 0800 - Street Surplus (Deficit):	3,444.00	3,444.00	52,829.76	-109,121.55	0.00	-112,565.55	3,268.45 %
Fund: 185 - Street Bond 2016 DS Surplus (Deficit):	3,444.00	3,444.00	52,829.76	-109,121.55	0.00	-112,565.55	3,268.45 %
Fund: 186 - Street Bond 2016 DSR							
Department: 0800 - Street							
Revenue							
Category: R85 - Interest Revenue							
185-0800-4850 Interest Revenue	10,000.00	10,000.00	1,389.84	14,370.24	0.00	4,370.24	143.70 %
Category: R85 - Interest Revenue Total:	10,000.00	10,000.00	1,389.84	14,370.24	0.00	4,370.24	43.70 %
Revenue Total:	10,000.00	10,000.00	1,389.84	14,370.24	0.00	4,370.24	43.70 %
Department: 0800 - Street Total:	10,000.00	10,000.00	1,389.84	14,370.24	0.00	4,370.24	43.70 %
Fund: 186 - Street Bond 2016 DSR Total:	10,000.00	10,000.00	1,389.84	14,370.24	0.00	4,370.24	43.70 %
Fund: 188 - 2023 Improvement Fund							
Department: 0800 - Street							
Revenue							
Category: R85 - Interest Revenue							
188-0800-4850 Interest Revenue	0.00	0.00	0.00	212,028.47	0.00	212,028.47	0.00 %
Category: R85 - Interest Revenue Total:	0.00	0.00	0.00	212,028.47	0.00	212,028.47	0.00 %
Revenue Total:	0.00	0.00	0.00	212,028.47	0.00	212,028.47	0.00 %
Expense							
Category: E90 - Construction Projects							
188-0800-5900 Construction	6,675,000.00	6,675,000.00	0.00	4,231,008.49	0.00	2,443,991.51	36.61 %
Category: E90 - Construction Projects Total:	6,675,000.00	6,675,000.00	0.00	4,231,008.49	0.00	2,443,991.51	36.61 %
Expense Total:	6,675,000.00	6,675,000.00	0.00	4,231,008.49	0.00	2,443,991.51	36.61 %
Department: 0800 - Street Surplus (Deficit):	-6,675,000.00	-6,675,000.00	0.00	-4,018,980.02	0.00	2,656,019.98	39.79 %
Fund: 188 - 2023 Improvement Fund Surplus (Deficit):	-6,675,000.00	-6,675,000.00	0.00	-4,018,980.02	0.00	2,656,019.98	39.79 %
Fund: 500 - Water Fund							
Department: 0900 - Water							
Revenue							
Category: R50 - Sale of Services							
500-0900-4504 CAW Pass thru Fees	112,500.00	20,000.00	-688.56	-7,943.27	0.00	-27,943.27	139.72 %
500-0900-4532 One Time Charge	38,500.00	0.00	0.00	0.00	0.00	0.00	0.00 %
500-0900-4536 Penalties	184,000.00	360,000.00	33,200.74	313,396.55	0.00	-46,603.45	12.95 %
500-0900-4537 Insufficient Check Fee	2,000.00	2,000.00	625.00	5,025.00	0.00	3,025.00	251.25 %
500-0900-4540 Sales - CAW System Devel	6,529.00	6,529.00	1,950.00	349.50	0.00	-6,179.50	94.65 %

Budget Report

	Original Total Budget	Current Total Budget	Period Activity	Fiscal Activity	Encumbrances	Variance Favorable (Unfavorable)	Percent Remaining
Sales - FSDWA	39,600.00	39,600.00	3,524.64	34,804.06	0.00	-4,795.94	12.11 %
W was Misc now One Time Charges	98,737.00	15,000.00	-2,203.75	1,997.50	0.00	-13,002.50	86.68 %
Sales - Pump Maintenance	32,000.00	32,000.00	1,800.80	18,304.35	0.00	-13,695.65	42.80 %
Sales - Service Charges	27,500.00	27,500.00	4,055.00	56,860.04	0.00	29,360.04	206.76 %
Sales - Water	4,323,000.00	4,323,000.00	364,115.66	3,227,473.04	0.00	-1,095,526.96	25.34 %
Sales - Water Connections	17,000.00	17,000.00	4,685.00	25,181.00	0.00	8,181.00	148.12 %
Sales Tax Revenue	350,000.00	350,000.00	35,930.14	319,376.44	0.00	-30,623.56	8.75 %
Woodland Hills Watershed	4,356.00	4,356.00	887.70	12,508.50	0.00	8,152.50	287.16 %
Category: R50 - Sale of Services Total:	5,235,722.00	5,196,985.00	447,882.37	4,007,332.71	0.00	-1,189,652.29	22.89%
Category: R60 - Miscellaneous Revenue							
Miscellaneous Revenue	1,500.00	2,325.35	24,000.00	39,207.89	0.00	36,882.54	1,686.11 %
Category: R60 - Miscellaneous Revenue Total:	1,500.00	2,325.35	24,000.00	39,207.89	0.00	36,882.54	1,586.11%
Category: R62 - Intergovernmental Tsfrs							
Xfer from Other	0.00	215,000.00	0.00	214,271.39	0.00	-728.61	0.34 %
Category: R62 - Intergovernmental Tsfrs Total:	0.00	215,000.00	0.00	214,271.39	0.00	-728.61	0.34%
Category: R64 - Reimbursement							
Reimbursement Revenue	100,000.00	0.00	0.00	0.00	0.00	0.00	0.00 %
Category: R64 - Reimbursement Total:	100,000.00	0.00	0.00	0.00	0.00	0.00	0.00%
Category: R66 - Sale of Equipment							
Sale of Capital Assets	0.00	0.00	0.00	2,914.73	0.00	2,914.73	0.00 %
Category: R66 - Sale of Equipment Total:	0.00	0.00	0.00	2,914.73	0.00	2,914.73	0.00%
Revenue Total:	5,337,222.00	5,414,310.35	471,882.37	4,263,726.72	0.00	-1,150,583.63	21.25%
Expense							
Category: E01 - Personnel Expense							
Salary Expense	808,727.37	813,527.37	66,403.44	683,820.65	0.00	129,706.72	15.94 %
SWB Reimbursement	156,392.00	156,392.00	13,032.67	130,326.70	0.00	26,065.30	16.67 %
Overtime Expense	28,825.00	28,825.00	871.68	11,345.12	0.00	17,479.88	60.64 %
FICA Expense	65,013.71	65,013.71	5,057.83	52,254.04	0.00	12,759.67	19.63 %
Unemployment Expense	1,080.00	1,080.00	0.00	317.45	0.00	762.55	70.61 %
Worker's Comp Expense	30,094.00	30,094.00	0.00	13,373.00	0.00	16,721.00	55.56 %
APERS Expense	128,404.94	128,404.94	10,161.43	104,898.18	0.00	23,506.76	18.31 %
Health Insurance Expense	130,425.36	130,425.36	10,966.10	100,069.87	0.00	30,355.49	23.27 %
Physical & Drug Screen Exp	1,800.00	1,800.00	45.00	706.85	0.00	1,093.15	60.73 %
Bring Your Own Device - Phone	600.00	600.00	75.00	750.00	0.00	-150.00	-25.00 %
Uniform Expense	9,809.38	9,809.38	520.18	11,297.86	0.00	-1,488.48	-15.17 %
Travel & Training Expense	9,000.00	9,000.00	1,506.48	11,121.65	0.00	-2,121.65	-23.57 %
Category: E01 - Personnel Expense Total:	1,370,171.76	1,374,971.76	108,639.81	1,120,281.37	0.00	254,690.39	18.52%
Category: E10 - Building & Grounds Exp							
Repairs & Maint - Building	6,222.66	6,222.66	358.67	7,978.13	35.35	-1,790.82	-28.78 %

Budget Report

For Fiscal: 2024 Period Ending: 10/31/2024

	Original Total Budget	Current Total Budget	Period Activity	Fiscal Activity	Encumbrances	Variance Favorable (Unfavorable)	Percent Remaining
500-0900-5104	3,500.00	3,500.00	0.00	980.46	0.00	2,519.54	71.99 %
500-0900-5110	44,000.00	44,000.00	3,888.20	39,202.52	0.00	4,797.48	10.90 %
500-0900-5111	2,500.00	2,500.00	35.81	1,487.89	0.00	1,012.11	40.48 %
500-0900-5112	500.00	500.00	31.58	275.76	0.00	224.24	44.85 %
500-0900-5115	8,748.00	8,748.00	730.89	7,078.06	0.00	1,669.94	19.09 %
500-0900-5116	10,560.00	10,560.00	1,203.61	12,272.05	0.00	-1,712.05	-16.21 %
500-0900-5120	18,100.00	18,100.00	0.00	0.00	0.00	18,100.00	100.00 %
500-0900-5130	3,500.00	3,500.00	267.16	2,177.36	981.60	341.04	9.74 %
500-0900-5142	1,500.00	1,500.00	0.00	667.84	0.00	832.16	55.48 %
500-0900-5145	15,000.00	15,000.00	1,620.96	13,438.05	0.00	1,561.95	10.41 %
Category: E10 - Building & Grounds Exp Total:	114,130.66	114,130.66	8,136.88	85,558.12	1,016.95	27,555.59	24.14%
Category: E20 - Vehicle Expense							
500-0900-5200	58,500.00	58,500.00	3,608.48	38,886.64	0.00	19,613.36	33.53 %
500-0900-5210	35,000.00	35,000.00	4,068.98	35,356.35	1,428.17	-1,784.52	-5.10 %
500-0900-5218	10,000.00	10,000.00	0.00	9,058.12	0.00	941.88	9.42 %
500-0900-5225	8,000.00	8,000.00	0.00	7,961.52	0.00	38.48	0.48 %
Category: E20 - Vehicle Expense Total:	111,500.00	111,500.00	7,677.46	91,262.63	1,428.17	18,809.20	16.87%
Category: E30 - Supply Expense							
500-0900-5300	4,200.00	4,200.00	0.00	4,304.88	52.14	-157.02	-3.74 %
500-0900-5322	145,000.00	145,825.35	20,770.59	123,052.79	30,127.35	-7,354.79	-5.04 %
500-0900-5350	2,000.00	2,000.00	141.94	862.58	11.59	1,125.83	56.29 %
500-0900-5360	1,560,000.00	1,452,500.00	147,024.23	1,239,378.20	0.00	213,121.80	14.67 %
Category: E30 - Supply Expense Total:	1,711,200.00	1,604,525.35	167,936.76	1,367,598.45	30,191.08	206,735.82	12.88%
Category: E40 - Operations Expense							
500-0900-5475	100,000.00	100,000.00	5,754.16	56,796.65	0.00	43,203.35	43.20 %
500-0900-5480	40,000.00	40,000.00	5,312.19	25,468.18	1,200.00	13,331.82	33.33 %
500-0900-5515	0.00	40,000.00	0.00	39,513.60	0.00	486.40	1.22 %
500-0900-5530	1,500.00	1,500.00	1,112.88	1,418.57	0.00	81.43	5.43 %
500-0900-5535	350,000.00	350,000.00	39,047.00	305,891.00	0.00	44,109.00	12.60 %
Category: E40 - Operations Expense Total:	491,500.00	531,500.00	51,226.23	429,088.00	1,200.00	101,212.00	19.04%
Category: E55 - Professional Services							
500-0900-5550	7,400.00	7,400.00	0.00	7,830.00	0.00	-430.00	-5.81 %
500-0900-5553	1,000.00	1,000.00	543.22	1,547.11	0.00	-547.11	-54.71 %
500-0900-5571	315,000.00	315,000.00	0.00	1,087.50	8,912.50	305,000.00	96.83 %
500-0900-5586	75,400.00	80,550.00	28,976.43	93,877.07	15,253.32	-28,580.39	-35.48 %
500-0900-5589	500.00	500.00	0.00	0.00	0.00	500.00	100.00 %
Category: E55 - Professional Services Total:	399,300.00	404,450.00	29,519.65	104,341.68	24,165.82	275,942.50	68.23%
Category: E60 - Miscellaneous Expense							
500-0900-5600	0.00	0.00	0.00	-1,200.99	0.00	1,200.99	0.00 %
500-0900-5604	7,000.00	7,000.00	0.00	785.16	317.15	5,897.69	84.25 %

Budget Report

For Fiscal: 2024 Period Ending: 10/31/2024

	Original Total Budget	Current Total Budget	Period Activity	Fiscal Activity	Encumbrances	Variance Favorable (Unfavorable)	Percent Remaining
Software - New & Renewals	56,000.00	56,000.00	393.00	20,925.50	0.00	35,074.50	62.63 %
Copiers & Maintenance	1,500.00	1,500.00	106.16	1,292.34	0.00	207.66	13.84 %
Category: E60 - Miscellaneous Expense Total:	64,500.00	64,500.00	499.16	21,802.01	317.15	42,380.84	65.71%
Category: E62 - Intergovernmental Tsfr							
Xfer to Other	216,150.00	216,150.00	20,021.90	180,753.32	0.00	35,396.68	16.38 %
Category: E62 - Intergovernmental Tsfr Total:	216,150.00	216,150.00	20,021.90	180,753.32	0.00	35,396.68	16.38%
Category: E72 - Bond Expense							
Bond Fees	43,002.00	43,002.00	3,143.74	31,995.28	0.00	11,006.72	25.60 %
Category: E72 - Bond Expense Total:	43,002.00	43,002.00	3,143.74	31,995.28	0.00	11,006.72	25.60%
Category: E80 - Fixed Assets							
Capital Assets - Vehicles	0.00	-16,818.11	0.00	0.00	0.00	-16,818.11	100.00 %
Capital Assets - Infrastructure	220,000.00	305,906.40	4,128.00	13,935.00	172,080.00	119,891.40	39.19 %
Depreciation Expense	500,000.00	500,000.00	0.00	0.00	0.00	500,000.00	100.00 %
Capital Asset Contra	0.00	0.00	0.00	2,914.73	0.00	-2,914.73	0.00 %
Category: E80 - Fixed Assets Total:	720,000.00	789,088.29	4,128.00	16,849.73	172,080.00	600,158.56	76.06%
Category: E85 - Interest Expense							
Interest Expense	75,347.00	75,347.00	5,930.98	59,728.20	0.00	15,618.80	20.73 %
Category: E85 - Interest Expense Total:	75,347.00	75,347.00	5,930.98	59,728.20	0.00	15,618.80	20.73%
Expense Total:	5,316,801.42	5,329,165.06	406,860.57	3,509,258.79	230,399.17	1,589,507.10	29.83%
Department: 0900 - Water Surplus (Deficit):	20,420.58	85,145.29	65,021.80	754,467.93	-230,399.17	438,923.47	-515.50%
Department: 0950 - Wastewater							
Revenue							
Category: R50 - Sale of Services							
Sales - Wastewater	5,500,000.00	5,500,000.00	548,398.46	5,133,530.94	0.00	-366,469.06	6.66 %
Sales - WW Connections	0.00	0.00	3,150.00	15,900.00	0.00	15,900.00	0.00 %
Category: R50 - Sale of Services Total:	5,500,000.00	5,500,000.00	551,548.46	5,149,430.94	0.00	-350,569.06	6.37%
Category: R60 - Miscellaneous Revenue							
Xfer Wastewater Impact	50,000.00	50,000.00	0.00	0.00	0.00	-50,000.00	100.00 %
Category: R60 - Miscellaneous Revenue Total:	50,000.00	50,000.00	0.00	0.00	0.00	-50,000.00	100.00%
Revenue Total:	5,550,000.00	5,550,000.00	551,548.46	5,149,430.94	0.00	-400,569.06	7.22%
Expense							
Category: E62 - Intergovernmental Tsfr							
Xfer to Water	5,500,000.00	5,500,000.00	551,548.46	5,149,430.94	0.00	350,569.06	6.37 %
Category: E62 - Intergovernmental Tsfr Total:	5,500,000.00	5,500,000.00	551,548.46	5,149,430.94	0.00	350,569.06	6.37 %

Budget Report

For Fiscal: 2024 Period Ending: 10/31/2024

	Original Total Budget	Current Total Budget	Period Activity	Fiscal Activity	Encumbrances	Variance Favorable (Unfavorable)	Percent Remaining
510-0950-5631	50,000.00	50,000.00	0.00	0.00	0.00	50,000.00	100.00 %
Xfer to Wastewater Impact							
Category: E62 - Intergovernmental Tsfr Total:	5,550,000.00	5,550,000.00	551,548.46	5,149,430.94	0.00	400,569.06	7.22%
Expense Total:	5,550,000.00	5,550,000.00	551,548.46	5,149,430.94	0.00	400,569.06	7.22%
Department: 0950 - Wastewater Surplus (Deficit):	0.00	0.00	0.00	0.00	0.00	0.00	0.00%
Fund: 500 - Water Fund Surplus (Deficit):	20,420.58	85,145.29	65,021.80	754,467.93	-230,399.17	438,923.47	-515.50%
Fund: 510 - Wastewater Fund							
Department: 0950 - Wastewater							
Revenue							
Category: R60 - Miscellaneous Revenue							
Miscellaneous Revenue	0.00	10,475.00	0.00	38,477.64	0.00	28,002.64	367.33 %
Category: R60 - Miscellaneous Revenue Total:	0.00	10,475.00	0.00	38,477.64	0.00	28,002.64	267.33%
Category: R62 - Intergovernmental Tsfrs							
Xfer from Other Fund	0.00	858,000.00	0.00	507,376.42	0.00	-350,623.58	40.87 %
Xfer from Sewer Sales	5,500,000.00	5,500,000.00	551,548.46	5,149,430.94	0.00	-350,569.06	6.37 %
Category: R62 - Intergovernmental Tsfrs Total:	5,500,000.00	6,358,000.00	551,548.46	5,656,807.36	0.00	-701,192.64	11.03%
Category: R64 - Reimbursement							
Reimbursement Revenue	100,000.00	0.00	0.00	0.00	0.00	0.00	0.00 %
Category: R64 - Reimbursement Total:	100,000.00	0.00	0.00	0.00	0.00	0.00	0.00%
Revenue Total:	5,600,000.00	6,368,475.00	551,548.46	5,695,285.00	0.00	-673,190.00	10.57%
Expense							
Category: E01 - Personnel Expense							
Salary Expense	1,244,692.42	1,249,492.42	90,229.63	942,748.57	0.00	306,743.85	24.55 %
SWB Reimbursement	156,392.00	156,392.00	13,032.67	130,326.70	0.00	26,065.30	16.67 %
Overtime Expense	100,000.00	100,000.00	11,083.98	81,329.19	0.00	18,670.81	18.67 %
FICA Expense	102,868.97	102,868.97	7,557.48	76,409.62	0.00	26,459.35	25.72 %
Unemployment Expense	1,260.00	1,260.00	5.84	360.20	0.00	899.80	71.41 %
Worker's Comp Expense	24,000.00	24,000.00	0.00	21,787.00	0.00	2,213.00	9.22 %
APERS Expense	206,006.88	206,006.88	15,520.46	156,825.96	0.00	49,180.92	23.87 %
Health Insurance Expense	260,811.12	260,811.12	20,235.02	190,730.40	0.00	70,080.72	26.87 %
Physical & Drug Screen Exp	1,800.00	1,800.00	160.20	615.40	0.00	1,184.60	65.81 %
Uniform Expense	18,000.00	18,000.00	1,213.47	9,389.13	0.00	8,610.87	47.84 %
Travel & Training Expense	10,000.00	10,000.00	1,243.44	11,204.24	0.00	-1,204.24	-12.04 %
Category: E01 - Personnel Expense Total:	2,125,831.39	2,130,631.39	160,282.19	1,621,726.41	0.00	508,904.98	23.89%
Category: E10 - Building & Grounds Exp							
Repairs & Maint - Building	15,000.00	15,000.00	685.76	8,935.80	135.35	5,928.85	39.53 %
Utilities - Electric	443,500.00	447,175.00	25,133.66	302,879.97	0.00	144,295.03	32.27 %
Utilities - Gas	2,868.00	2,868.00	42.15	1,863.68	0.00	1,004.32	35.02 %
Utilities - Water	114,276.00	114,276.00	9,021.30	96,667.39	0.00	17,608.61	15.41 %
Com Exp - Tel Landline/Interne	8,664.00	8,664.00	730.88	7,078.02	0.00	1,585.98	18.31 %

Budget Report

For Fiscal: 2024 Period Ending: 10/31/2024

	Original Total Budget	Current Total Budget	Period Activity	Fiscal Activity	Encumbrances	Variance Favorable (Unfavorable)	Percent Remaining
Communication Exp - Cellular	9,360.00	9,360.00	1,351.44	11,022.14	0.00	-1,662.14	-17.76 %
Insurance - Property	25,500.00	25,500.00	0.00	0.00	0.00	25,500.00	100.00 %
Sanitation	110,000.00	110,000.00	6,885.53	68,350.56	981.57	40,667.87	36.97 %
Supplies - B&G	1,500.00	1,500.00	199.36	4,473.03	0.00	-2,973.03	-198.20 %
Janitorial Supplies and Main	1,500.00	1,500.00	0.00	85.73	0.00	1,414.27	94.28 %
Tools	15,000.00	15,000.00	1,276.85	9,318.55	1,834.70	3,846.75	25.65 %
Category: E10 - Building & Grounds Exp Total:	747,168.00	750,843.00	45,326.93	510,674.87	2,951.62	237,216.51	31.59%
Category: E20 - Vehicle Expense							
Fuel Expense	75,000.00	75,000.00	5,089.77	53,153.91	401.55	21,444.54	28.59 %
Service & Repair - Vehicle	100,000.00	106,800.00	4,402.32	71,580.78	267.19	34,952.03	32.73 %
Tire Expense	15,000.00	15,000.00	1,472.33	9,850.54	0.00	5,149.46	34.33 %
Insurance Expense - Vehicle	16,520.07	16,520.07	0.00	17,587.18	0.00	-1,067.11	-6.46 %
Equipment Rental	15,000.00	15,000.00	0.00	14,048.72	0.00	951.28	6.34 %
Category: E20 - Vehicle Expense Total:	221,520.07	228,320.07	10,964.42	166,221.13	668.74	61,430.20	26.91%
Category: E30 - Supply Expense							
Supplies - Office	5,000.00	5,000.00	139.30	3,814.18	0.00	1,185.82	23.72 %
Supplies - Operating	320,000.00	371,779.98	50,663.99	279,693.96	26,251.96	65,834.06	17.71 %
Supplies - Chemicals	300,000.00	300,000.00	59,936.06	334,711.82	14,022.39	-48,734.21	-16.24 %
Supplies - Lab	60,000.00	60,000.00	5,011.36	36,931.31	761.78	22,306.91	37.18 %
Postage Expense	2,000.00	2,000.00	141.94	862.54	11.59	1,125.87	56.29 %
Category: E30 - Supply Expense Total:	687,000.00	738,779.98	115,892.65	656,013.81	41,047.72	41,718.45	5.65%
Category: E40 - Operations Expense							
Credit Card Fees	60,000.00	60,000.00	5,754.18	56,632.42	0.00	3,367.58	5.61 %
Dues & Subscriptions	15,000.00	15,000.00	3,101.45	13,932.20	0.00	1,067.80	7.12 %
Safety Program	4,000.00	4,000.00	0.00	0.00	0.00	4,000.00	100.00 %
Service & Repair - I & I	0.00	0.00	0.00	968.54	0.00	-968.54	0.00 %
Category: E40 - Operations Expense Total:	79,000.00	79,000.00	8,855.63	71,533.16	0.00	7,466.84	9.45%
Category: E55 - Professional Services							
Prof Services - Acctg & Audit	7,400.00	7,400.00	0.00	7,830.00	0.00	-430.00	-5.81 %
Prof Services - Advertising	2,000.00	2,000.00	0.00	1,003.96	94.20	901.84	45.09 %
Prof Services - Other	170,400.00	180,357.30	66,811.83	424,174.94	-4,716.97	-239,100.67	-132.57 %
Prof Services - Printing	2,500.00	2,500.00	0.00	0.00	0.00	2,500.00	100.00 %
Category: E55 - Professional Services Total:	182,300.00	192,257.30	66,811.83	433,008.90	-4,622.77	-236,128.83	-122.82%
Category: E60 - Miscellaneous Expense							
Miscellaneous Expense	0.00	0.00	0.00	58.97	0.00	-58.97	0.00 %
Hardware - New & Renewals	8,000.00	8,000.00	0.00	1,090.55	317.16	6,592.29	82.40 %
Software - New & Renewals	70,240.00	70,240.00	393.02	20,731.25	35,000.00	14,508.75	20.66 %
Copiers & Maintenance	500.00	500.00	106.16	1,292.34	0.00	-792.34	-158.47 %
Category: E60 - Miscellaneous Expense Total:	78,740.00	78,740.00	499.18	23,173.11	35,317.16	20,249.73	25.72%

Budget Report

For Fiscal: 2024 Period Ending: 10/31/2024

		Original Total Budget	Current Total Budget	Period Activity	Fiscal Activity	Encumbrances	Variance Favorable (Unfavorable)	Percent Remaining
Category: E62 - Intergovernmental Tsf Xfer to Other		275,000.00	275,000.00	27,577.42	257,471.56	0.00	17,528.44	6.37 %
Category: E62 - Intergovernmental Tsf Total:		275,000.00	275,000.00	27,577.42	257,471.56	0.00	17,528.44	6.37 %
Category: E72 - Bond Expense		1.00	1.00	0.00	0.00	0.00	1.00	100.00 %
Bond Principal Payment		66,999.96	66,999.96	4,256.61	43,287.34	0.00	23,712.62	35.39 %
Bond Fees		67,000.96	67,000.96	4,256.61	43,287.34	0.00	23,713.62	35.39 %
Category: E72 - Bond Expense Total:		67,000.96	67,000.96	4,256.61	43,287.34	0.00	23,713.62	35.39 %
Category: E80 - Fixed Assets		0.00	22,013.03	3,570.94	3,570.94	0.00	18,442.09	83.78 %
Capital Assets - Vehicles		0.00	51,821.00	0.00	0.00	51,995.00	-174.00	-0.34 %
Capital Assets - Equipment		250,000.00	515,494.56	81,043.82	189,889.35	271,340.96	54,264.25	10.53 %
Capital Assets - Infrastructure		500,000.00	500,000.00	0.00	31,323.83	0.00	468,676.17	93.74 %
Depreciation Expense		750,000.00	1,089,328.59	84,614.76	224,784.12	323,335.96	541,208.51	49.68 %
Category: E80 - Fixed Assets Total:		750,000.00	1,089,328.59	84,614.76	224,784.12	323,335.96	541,208.51	49.68 %
Category: E85 - Interest Expense		95,000.00	95,000.00	6,765.64	78,601.29	15,939.28	459.43	0.48 %
Interest Expense		0.00	0.00	0.00	-36,500.00	0.00	36,500.00	0.00 %
Loss		95,000.00	95,000.00	6,765.64	42,101.29	15,939.28	36,959.43	38.90 %
Category: E85 - Interest Expense Total:		95,000.00	95,000.00	6,765.64	42,101.29	15,939.28	36,959.43	38.90 %
Expense Total:		5,308,560.42	5,724,901.29	531,847.26	4,049,995.70	414,637.71	1,260,267.88	22.01 %
Department: 0950 - Wastewater Surplus (Deficit):		291,439.58	643,573.71	19,701.20	1,645,289.30	-414,637.71	587,077.88	-91.22 %
Fund: 510 - Wastewater Fund Surplus (Deficit):		291,439.58	643,573.71	19,701.20	1,645,289.30	-414,637.71	587,077.88	-91.22 %
Fund: 515 - Stormwater Utility Fund								
Department: 0140 - Stormwater								
Revenue								
Category: R20 - Licenses Permits & Fees								
Stormwater Rev Fees		20,000.00	20,000.00	2,950.00	18,250.00	0.00	-1,750.00	8.75 %
Category: R20 - Licenses Permits & Fees Total:		20,000.00	20,000.00	2,950.00	18,250.00	0.00	-1,750.00	8.75 %
Category: R50 - Sale of Services								
Stormwater Rev - Residential		244,000.00	244,000.00	21,883.36	216,828.07	0.00	-27,171.93	11.14 %
Stormwater Rev - Business		44,000.00	44,000.00	3,936.00	39,386.03	0.00	-4,613.97	10.49 %
Category: R50 - Sale of Services Total:		288,000.00	288,000.00	25,819.36	256,214.10	0.00	-31,785.90	11.04 %
Category: R62 - Intergovernmental Tsfrs								
Xfer from Other Fund		342,000.00	835,000.00	0.00	844,881.17	0.00	9,881.17	101.18 %
Category: R62 - Intergovernmental Tsfrs Total:		342,000.00	835,000.00	0.00	844,881.17	0.00	9,881.17	1.18 %
Category: R64 - Reimbursement								
Reimbursement Revenue		0.00	300,000.00	0.00	300,000.00	0.00	0.00	0.00 %
Category: R64 - Reimbursement Total:		0.00	300,000.00	0.00	300,000.00	0.00	0.00	0.00 %
Revenue Total:		650,000.00	1,443,000.00	28,769.36	1,419,345.27	0.00	-23,654.73	1.64 %

For Fiscal: 2024 Period Ending: 10/31/2024

11/5/2024 1:43:03 PM

Budget Report

For Fiscal: 2024 Period Ending: 10/31/2024

		Original Total Budget	Current Total Budget	Period Activity	Fiscal Activity	Encumbrances	Variance Favorable (Unfavorable)	Percent Remaining
Fund: 550 - Impact - Water								
Department: 0900 - Water								
Revenue								
Category: R20 - Licenses Permits & Fees								
Impact Fees								
Category: R20 - Licenses Permits & Fees Total:								
Revenue Total:		35,000.00	35,000.00	11,248.00	49,792.00	0.00	14,792.00	142.26 %
Department: 0900 - Water Total:		35,000.00	35,000.00	11,248.00	49,792.00	0.00	14,792.00	42.26%
Fund: 550 - Impact - Water Total:		35,000.00	35,000.00	11,248.00	49,792.00	0.00	14,792.00	42.26%
Fund: 555 - Impact - WW								
Department: 0950 - Wastewater								
Revenue								
Category: R20 - Licenses Permits & Fees								
Impact Fees								
Category: R20 - Licenses Permits & Fees Total:								
Revenue Total:		50,000.00	50,000.00	10,500.00	57,850.00	0.00	7,850.00	115.70 %
Department: 0950 - Wastewater Total:		50,000.00	50,000.00	10,500.00	57,850.00	0.00	7,850.00	15.70%
Fund: 555 - Impact - WW Total:		50,000.00	50,000.00	10,500.00	57,850.00	0.00	7,850.00	15.70%
Expense								
Category: E62 - Intergovernmental Tsfr								
Xfer to Other Fund								
Category: E62 - Intergovernmental Tsfr Total:								
Expense Total:		0.00	124,000.00	0.00	123,365.00	0.00	635.00	0.51 %
Department: 0950 - Wastewater Surplus (Deficit):		0.00	124,000.00	0.00	123,365.00	0.00	635.00	0.51%
Fund: 555 - Impact - WW Surplus (Deficit):		50,000.00	-74,000.00	10,500.00	-65,515.00	0.00	8,485.00	11.47%
		50,000.00	-74,000.00	10,500.00	-65,515.00	0.00	8,485.00	11.47%
Fund: 604 - W/VW Ref Rev 2017 Bd Fr								
Department: 0000 - Administration								
Revenue								
Category: R62 - Intergovernmental Tsfrs								
Xfer from Other Fund								
Category: R62 - Intergovernmental Tsfrs Total:								
Revenue Total:		50,000.00	50,000.00	19,521.36	195,213.60	0.00	145,213.60	390.43 %
Department: 0000 - Administration Total:		50,000.00	50,000.00	19,521.36	195,213.60	0.00	145,213.60	290.43%
Fund: 604 - W/VW Ref Rev 2017 Bd Fr Total:		50,000.00	50,000.00	19,521.36	195,213.60	0.00	145,213.60	290.43%
Expense								
Category: R85 - Interest Revenue								
Interest Revenue								
Category: R85 - Interest Revenue Total:								
Revenue Total:		2,000.00	2,000.00	133.66	615.16	0.00	-1,384.84	69.24 %
Department: 0000 - Administration Total:		2,000.00	2,000.00	133.66	615.16	0.00	-1,384.84	69.24%
Fund: 604 - W/VW Ref Rev 2017 Bd Fr Total:		52,000.00	52,000.00	19,655.02	195,828.76	0.00	143,828.76	276.59%
Expense								
Category: E62 - Intergovernmental Tsfr								
Xfer to Other								
Category: E62 - Intergovernmental Tsfr Total:								
Revenue Total:		50,000.00	50,000.00	0.00	43,628.13	0.00	6,371.87	12.74 %
Fund: 604 - W/VW Ref Rev 2017 Bd Fr Total:		50,000.00	50,000.00	0.00	43,628.13	0.00	6,371.87	12.74%

Budget Report

Category: E72 - Bond Expense		Bond Fees									
604-0000-5724											
Category: E72 - Bond Expense Total:											
Expense Total:											
Department: 0000 - Administration Surplus (Deficit):											
Fund: 604 - W/WW Ref Rev 2017 Bd Fr Surplus (Deficit):											

Fund: 606 - W/WW Ref Rev Bonds 2017 DSR		Department: 0000 - Administration		Revenue							
Category: R85 - Interest Revenue		Interest Revenue									
606-0000-4850											
Category: R85 - Interest Revenue Total:											
Revenue Total:											
Department: 0000 - Administration Total:											
Fund: 606 - W/WW Ref Rev Bonds 2017 DSR Total:											

Fund: 620 - 10/2023 Infrastructure Fee W/WW		Department: 0900 - Water		Expense							
Category: E62 - Intergovernmental Tsfr		Xfer to Water									
620-0900-5626											
Category: E62 - Intergovernmental Tsfr Total:											
Expense Total:											
Department: 0900 - Water Total:											

Department: 0950 - Wastewater		Revenue									
Category: R50 - Sale of Services		Infrastructure Fee									
620-0950-4546											
Category: R50 - Sale of Services Total:											
Revenue Total:											
Department: 0950 - Wastewater Total:											
Fund: 620 - 10/2023 Infrastructure Fee W/WW Surplus (Deficit):											
Report Surplus (Deficit):											

Budget Report

For Fiscal: 2024 Period Ending: 10/31/2024

Group Summary

Category	Original Total Budget	Current Total Budget	Period Activity	Fiscal Activity	Encumbrances	Variance	
						Favorable (Unfavorable)	Percent Remaining
Fund: 001 - General Fund							
Department: 0100 - Administration							
Revenue							
R15 - Taxes - Property	1,639,220.00	1,639,220.00	126,806.72	1,125,759.72	0.00	-513,460.28	31.32%
R60 - Miscellaneous Revenue	1,000.00	7,800.00	153.73	7,806.79	0.00	6.79	0.09%
R62 - Intergovernmental Tsfrs	6,767,000.00	6,767,000.00	563,916.33	5,639,163.30	0.00	-1,127,836.70	16.67%
R85 - Interest Revenue	300,000.00	300,000.00	25,043.71	267,308.75	0.00	-32,691.25	10.90%
Revenue Total:	8,707,220.00	8,714,020.00	715,920.49	7,040,038.56	0.00	-1,673,981.44	19.21%
Expense							
E01 - Personnel Expense	407,988.19	415,318.19	10,732.13	192,104.10	49.42	223,164.67	53.73%
E10 - Building & Grounds Exp	47,273.00	47,783.00	3,834.23	37,525.30	1,210.36	9,047.34	18.93%
E20 - Vehicle Expense	3,650.00	7,750.00	452.12	4,995.33	0.00	2,754.67	35.54%
E30 - Supply Expense	7,900.00	7,900.00	1,149.94	10,831.44	1,352.81	-4,284.25	-54.23%
E40 - Operations Expense	107,362.00	104,191.00	56,821.10	88,155.09	2,064.48	13,971.43	13.41%
E55 - Professional Services	84,290.00	100,040.00	17,318.13	89,335.08	6,208.81	4,496.11	4.49%
E60 - Miscellaneous Expense	15,100.00	15,100.00	197.73	1,093.34	1,127.50	12,879.16	85.29%
E68 - Donation Expense	95,000.00	95,550.00	22,500.00	95,543.20	0.00	6.80	0.01%
Expense Total:	768,563.19	793,632.19	113,005.38	519,582.88	12,013.38	262,035.93	33.02%
Department: 0100 - Administration Surplus (Deficit):							
	7,938,656.81	7,920,387.81	602,915.11	6,520,455.68	-12,013.38	-1,411,945.51	17.83%
Department: 0110 - Information Technology							
Expense							
E01 - Personnel Expense	10,000.00	9,500.00	0.00	2,330.00	0.00	7,170.00	75.47%
E20 - Vehicle Expense	0.00	500.00	0.00	83.49	0.00	416.51	83.30%
E60 - Miscellaneous Expense	227,100.00	229,100.00	20,192.42	192,088.95	21,095.15	15,915.90	6.95%
Expense Total:	237,100.00	239,100.00	20,192.42	194,502.44	21,095.15	23,502.41	9.83%
Department: 0110 - Information Technology Total:							
	237,100.00	239,100.00	20,192.42	194,502.44	21,095.15	23,502.41	9.83%
Department: 0120 - Planning & Development							
Revenue							
R10 - Taxes - Sales	125,000.00	125,000.00	0.00	32,068.93	0.00	-92,931.07	74.34%
R20 - Licenses Permits & Fees	553,300.00	553,300.00	55,111.12	564,248.26	0.00	10,948.26	-1.98%
R64 - Reimbursement	1,000.00	1,000.00	0.00	0.00	0.00	-1,000.00	100.00%
Revenue Surplus (Deficit):	679,300.00	679,300.00	55,111.12	596,317.19	0.00	-82,982.81	12.22%
Expense							
E01 - Personnel Expense	588,939.81	582,999.81	51,326.76	490,821.68	2,054.69	90,123.44	15.46%
E10 - Building & Grounds Exp	9,425.00	9,549.00	543.64	6,380.60	125.00	3,043.40	31.87%
E20 - Vehicle Expense	25,743.01	25,743.01	5,698.16	24,313.86	1,600.00	-170.85	-0.66%
E30 - Supply Expense	4,500.00	4,500.00	183.12	1,052.33	64.06	3,383.61	75.19%
E40 - Operations Expense	40,300.00	40,300.00	21,792.68	33,712.54	934.00	5,653.46	14.03%

Budget Report

For Fiscal: 2024 Period Ending: 10/31/2024

Category	Original Total Budget	Current Total Budget	Period Activity	Fiscal Activity	Encumbrances	Variance	
						Favorable (Unfavorable)	Percent Remaining
E55 - Professional Services	47,700.00	37,700.00	4,344.00	35,869.44	-283.55	2,114.11	5.61%
E60 - Miscellaneous Expense	9,000.00	19,000.00	3,628.33	15,072.06	2,340.00	1,587.94	8.36%
Expense Total:	725,607.82	719,791.82	87,516.69	607,222.51	6,834.20	105,735.11	14.69%
Department: 0120 - Planning & Development Surplus (Deficit):							
	-46,307.82	-40,491.82	-32,405.57	-10,905.32	-6,834.20	22,752.30	56.19%
Department: 0160 - Engineering							
Expense							
E01 - Personnel Expense	6,735.00	0.00	0.00	0.00	0.00	0.00	0.00%
E10 - Building & Grounds Exp	2,300.00	0.00	0.00	0.00	0.00	0.00	0.00%
E20 - Vehicle Expense	30,913.23	0.00	-2,269.67	0.00	0.00	0.00	0.00%
E30 - Supply Expense	5,000.00	0.00	0.00	0.00	0.00	0.00	0.00%
E60 - Miscellaneous Expense	10,650.00	0.00	0.00	0.00	0.00	0.00	0.00%
Expense Total:	55,598.23	0.00	-2,269.67	0.00	0.00	0.00	0.00%
Department: 0160 - Engineering Total:							
	55,598.23	0.00	-2,269.67	0.00	0.00	0.00	0.00%
Department: 0200 - Animal Control							
Revenue							
R20 - Licenses Permits & Fees	29,500.00	29,500.00	977.00	22,439.30	0.00	-7,060.70	23.93%
R40 - Fines & Forfeitures	6,000.00	6,000.00	300.00	2,485.00	0.00	-3,515.00	58.58%
R62 - Intergovernmental Tsfrs	659,200.00	659,200.00	54,933.00	549,330.00	0.00	-109,870.00	16.67%
R66 - Sale of Equipment	0.00	0.00	0.00	6,200.00	0.00	6,200.00	0.00%
Revenue Surplus (Deficit):	694,700.00	694,700.00	56,210.00	580,454.30	0.00	-114,245.70	16.45%
Department: 0200 - Animal Control							
Expense							
E01 - Personnel Expense	710,823.77	710,823.77	53,985.07	543,138.20	0.00	167,685.57	23.59%
E10 - Building & Grounds Exp	47,740.00	47,740.00	7,726.98	44,804.73	0.00	2,935.27	6.15%
E20 - Vehicle Expense	9,055.90	11,755.90	674.18	11,136.10	4,599.00	-3,979.20	-33.85%
E30 - Supply Expense	26,150.00	23,450.00	2,698.88	16,720.42	153.54	6,576.04	28.04%
E40 - Operations Expense	2,325.00	2,325.00	106.73	1,263.11	0.00	1,061.89	45.67%
E55 - Professional Services	35,000.00	35,000.00	6,291.49	37,011.78	1,045.00	-3,056.78	-8.73%
E60 - Miscellaneous Expense	4,000.00	15,927.00	570.15	9,934.17	0.00	5,992.83	37.63%
E72 - Bond Expense	7,680.00	7,680.00	667.83	6,626.94	0.00	1,053.06	13.71%
E85 - Interest Expense	780.00	780.00	35.26	403.89	0.00	376.11	48.22%
Expense Total:	843,554.67	855,481.67	72,756.57	671,039.34	5,797.54	178,644.79	20.88%
Department: 0200 - Animal Control Surplus (Deficit):							
	-148,854.67	-160,781.67	-16,546.57	-90,585.04	-5,797.54	64,399.09	40.05%
Department: 0300 - Court							
Revenue							
R40 - Fines & Forfeitures	532,900.00	532,900.00	44,458.12	453,819.27	0.00	-79,080.73	14.84%
R60 - Miscellaneous Revenue	50,520.00	50,520.00	366.56	42,577.70	0.00	-7,942.30	15.72%
R64 - Reimbursement	160,000.00	160,000.00	0.00	112,741.98	0.00	-47,258.02	29.54%
Revenue Surplus (Deficit):	743,420.00	743,420.00	44,824.68	609,138.95	0.00	-134,281.05	18.06%

Budget Report

For Fiscal: 2024 Period Ending: 10/31/2024

Category	Original Total Budget	Current Total Budget	Period Activity	Fiscal Activity	Encumbrances	Variance Favorable (Unfavorable)	Percent Remaining
Expense							
E01 - Personnel Expense	481,805.32	480,805.32	37,998.31	395,124.37	0.00	85,680.95	17.82%
E10 - Building & Grounds Exp	17,996.00	18,996.00	6,080.97	17,636.63	169.00	1,190.37	6.27%
E30 - Supply Expense	12,000.00	12,000.00	830.47	6,206.66	774.09	5,019.25	41.83%
E40 - Operations Expense	149,521.20	149,521.20	0.00	111,480.02	12,210.10	25,831.08	17.28%
E55 - Professional Services	4,500.00	4,500.00	3,114.96	3,114.96	0.00	1,385.04	30.78%
E60 - Miscellaneous Expense	3,872.00	3,872.00	212.32	2,317.48	0.00	1,554.52	40.15%
Expense Total:	669,694.52	669,694.52	48,237.03	535,880.12	13,153.19	120,661.21	18.02%
Department: 0300 - Court Surplus (Deficit):	73,725.48	73,725.48	-3,412.35	73,258.83	-13,153.19	-13,619.84	18.47%
Revenue							
R62 - Intergovernmental Tsfrs	1,483,200.00	1,483,200.00	123,600.00	1,236,000.00	0.00	-247,200.00	16.67%
R66 - Sale of Equipment	6,000.00	6,000.00	3,551.00	3,551.00	0.00	-2,449.00	40.82%
Revenue Surplus (Deficit):	1,489,200.00	1,489,200.00	127,151.00	1,239,551.00	0.00	-249,649.00	16.76%
Expense							
E01 - Personnel Expense	856,711.19	856,711.19	61,189.66	632,689.35	0.00	224,021.84	26.15%
E10 - Building & Grounds Exp	3,850.00	3,850.00	0.00	1,069.53	0.00	2,780.47	72.22%
E20 - Vehicle Expense	40,597.30	40,597.30	2,426.43	30,073.20	0.00	10,524.10	25.92%
E30 - Supply Expense	600.00	600.00	112.20	304.15	23.19	272.66	45.44%
E40 - Operations Expense	500.00	500.00	0.00	202.00	0.00	298.00	59.60%
E55 - Professional Services	41,000.00	41,000.00	3,190.00	28,130.00	3,190.00	9,680.00	23.61%
E60 - Miscellaneous Expense	18,105.00	18,205.00	0.00	18,204.44	0.00	0.56	0.00%
E72 - Bond Expense	68,800.00	68,800.00	5,001.71	49,633.13	0.00	19,166.87	27.86%
E85 - Interest Expense	10,346.00	10,346.00	264.10	3,024.98	0.00	7,321.02	70.76%
Expense Total:	1,040,509.49	1,040,609.49	72,184.10	763,330.78	3,213.19	274,065.52	26.34%
Department: 0400 - Parks Surplus (Deficit):	448,690.51	448,590.51	54,966.90	476,220.22	-3,213.19	24,416.52	-5.44%
Revenue							
R50 - Sale of Services	80,200.00	81,200.00	483.00	88,504.27	0.00	7,304.27	-9.00%
Revenue Surplus (Deficit):	80,200.00	81,200.00	483.00	88,504.27	0.00	7,304.27	-9.00%
Expense							
E01 - Personnel Expense	32,933.25	33,933.25	64.53	33,529.58	0.00	403.67	1.19%
E10 - Building & Grounds Exp	43,172.00	43,172.00	1,737.66	29,671.88	3,726.83	9,773.29	22.64%
E30 - Supply Expense	15,100.00	15,100.00	1,360.50	14,239.00	0.00	861.00	5.70%
E80 - Fixed Assets	0.00	24,715.87	0.00	54,284.63	24,316.15	-53,884.91	-218.02%
Expense Total:	91,205.25	116,921.12	3,162.69	131,725.09	28,042.98	-42,846.95	-36.65%
Department: 0410 - Parks - Mills Park & Pool Surplus (Deficit):	-11,005.25	-35,721.12	-2,679.69	-43,220.82	-28,042.98	-35,542.68	-99.50%

Budget Report

For Fiscal: 2024 Period Ending: 10/31/2024

Category	Original Total Budget	Current Total Budget	Period Activity	Fiscal Activity	Encumbrances	Variance Favorable (Unfavorable)	Percent Remaining
Department: 0420 - Parks - Midland							
Revenue							
R74 - Sponsorships	32,000.00	32,000.00	19,500.00	36,800.00	0.00	4,800.00	-15.00%
	32,000.00	32,000.00	19,500.00	36,800.00	0.00	4,800.00	-15.00%
Revenue Surplus (Deficit):							
Expense							
E10 - Building & Grounds Exp	46,904.00	46,904.00	11,380.38	42,144.45	0.00	4,759.55	10.15%
	46,904.00	46,904.00	11,380.38	42,144.45	0.00	4,759.55	10.15%
Expense Total:							
Department: 0420 - Parks - Midland Surplus (Deficit):							
	-14,904.00	-14,904.00	8,119.62	-5,344.45	0.00	9,559.55	64.14%
Department: 0430 - Parks - Bishop							
Revenue							
R30 - Membership Fees	277,475.00	277,475.00	21,339.25	213,923.75	0.00	-63,551.25	22.90%
R33 - Rental Fees	154,450.00	154,450.00	6,973.00	126,895.38	0.00	-27,554.62	17.84%
R36 - Park Program Fees	148,000.00	148,000.00	39,172.20	130,769.20	0.00	-17,230.80	11.64%
R50 - Sale of Services	122,500.00	122,500.00	11,584.65	109,150.03	0.00	-13,349.97	10.90%
R60 - Miscellaneous Revenue	5,000.00	5,000.00	780.00	1,592.91	0.00	-3,407.09	68.14%
R74 - Sponsorships	98,500.00	111,925.00	2,000.00	150,790.56	0.00	38,865.56	-34.72%
	805,925.00	819,350.00	81,849.10	733,121.83	0.00	-86,228.17	10.52%
Revenue Surplus (Deficit):							
Expense							
E01 - Personnel Expense	861,578.11	861,578.11	72,033.87	759,150.94	0.00	102,427.17	11.89%
E10 - Building & Grounds Exp	701,448.00	752,648.31	69,054.28	560,688.27	28,759.01	163,201.03	21.68%
E20 - Vehicle Expense	10,000.00	17,000.00	400.69	10,522.80	6,796.92	-319.72	-1.88%
E30 - Supply Expense	59,200.00	59,200.00	8,361.76	60,834.71	0.00	-1,634.71	-2.76%
E40 - Operations Expense	32,123.40	33,623.40	1,198.69	34,315.52	2,295.27	-2,987.39	-8.88%
E55 - Professional Services	120,925.00	120,925.00	14,477.32	96,447.89	580.50	23,896.61	19.76%
E80 - Fixed Assets	0.00	56,500.00	31,500.00	63,047.00	0.00	-6,547.00	-11.59%
	1,785,274.51	1,901,474.82	197,026.61	1,585,007.13	38,431.70	278,035.99	14.62%
Expense Total:							
Department: 0430 - Parks - Bishop Surplus (Deficit):							
	-979,349.51	-1,082,124.82	-115,177.51	-851,885.30	-38,431.70	191,807.82	17.73%
Department: 0440 - Parks - Alcoa							
Revenue							
R36 - Park Program Fees	500.00	500.00	225.00	1,037.50	0.00	537.50	-107.50%
R74 - Sponsorships	5,000.00	5,000.00	0.00	1,500.00	0.00	-3,500.00	70.00%
	5,500.00	5,500.00	225.00	2,537.50	0.00	-2,962.50	53.86%
Revenue Surplus (Deficit):							
Expense							
E10 - Building & Grounds Exp	25,516.00	25,516.00	3,325.73	21,319.83	0.00	4,196.17	16.45%
	25,516.00	25,516.00	3,325.73	21,319.83	0.00	4,196.17	16.45%
Expense Total:							
Department: 0440 - Parks - Alcoa Surplus (Deficit):							
	-20,016.00	-20,016.00	-3,100.73	-18,782.33	0.00	1,233.67	6.16%

Budget Report

For Fiscal: 2024 Period Ending: 10/31/2024

Category	Original Total Budget	Current Total Budget	Period Activity	Fiscal Activity	Encumbrances	Variance Favorable (Unfavorable)	Percent Remaining
Department: 0450 - Parks - Ashley							
Revenue	7,000.00	7,000.00	1,437.50	7,425.00	0.00	425.00	-6.07%
R36 - Park Program Fees	7,000.00	7,000.00	1,437.50	7,425.00	0.00	425.00	-6.07%
Revenue Surplus (Deficit):							
Expense	7,000.00	7,000.00	2,182.12	3,293.55	0.00	3,706.45	52.95%
E10 - Building & Grounds Exp	7,000.00	7,000.00	2,182.12	3,293.55	0.00	3,706.45	52.95%
Expense Total:							
Department: 0450 - Parks - Ashley Surplus (Deficit):							
	0.00	0.00	-744.62	4,131.45	0.00	4,131.45	0.00%
Department: 0500 - Fire							
Revenue	700.00	700.00	0.00	644.84	0.00	-55.16	7.88%
R15 - Taxes - Property	1,500.00	1,500.00	150.00	3,300.00	0.00	1,800.00	-120.00%
R20 - Licenses Permits & Fees	18,000.00	18,000.00	0.00	18,480.00	0.00	480.00	-2.67%
R33 - Rental Fees	250.00	250.00	0.00	200.00	0.00	-50.00	20.00%
R60 - Miscellaneous Revenue	4,120,000.00	4,120,000.00	343,333.00	3,433,330.00	0.00	-686,670.00	16.67%
R62 - Intergovernmental Trsfrs	25,000.00	25,000.00	0.00	0.00	0.00	-25,000.00	100.00%
R66 - Sale of Equipment	0.00	0.00	0.00	1,240.46	0.00	1,240.46	0.00%
R68 - Donation Revenue	0.00	0.00	5,000.00	5,000.00	0.00	5,000.00	0.00%
R70 - Grant Revenue	4,165,450.00	4,165,450.00	348,483.00	3,462,195.30	0.00	-703,254.70	16.88%
Revenue Surplus (Deficit):							
Expense	5,040,101.67	5,034,161.67	305,655.70	3,821,499.09	589.72	1,212,072.86	24.08%
E01 - Personnel Expense	195,807.96	195,807.96	17,993.83	128,802.75	10,741.24	56,263.97	28.73%
E10 - Building & Grounds Exp	144,310.97	144,310.97	9,817.25	121,212.78	7,914.75	15,183.44	10.52%
E20 - Vehicle Expense	119,800.00	119,800.00	15,582.74	95,990.71	5,068.58	18,740.71	15.64%
E30 - Supply Expense	14,000.00	14,000.00	1,441.62	11,039.48	828.14	2,132.38	15.23%
E40 - Operations Expense	1,600.00	1,000.00	117.34	282.16	0.00	717.84	71.78%
E55 - Professional Services	10,900.00	10,900.00	0.00	4,375.26	0.00	6,524.74	59.86%
E60 - Miscellaneous Expense	174,000.00	174,000.00	14,600.79	144,034.75	0.00	29,965.25	17.22%
E72 - Bond Expense	0.00	3,107.39	0.00	56,892.61	0.00	-53,785.22	-1,730.88%
E80 - Fixed Assets	30,000.00	30,000.00	2,083.82	22,811.35	0.00	7,188.65	23.96%
E85 - Interest Expense	5,730,520.60	5,727,087.99	367,293.09	4,406,940.94	25,142.43	1,295,004.62	22.61%
Expense Total:							
Department: 0500 - Fire Surplus (Deficit):							
	-1,565,070.60	-1,561,637.99	-18,810.09	-944,745.64	-25,142.43	591,749.92	37.89%
Department: 0510 - Fire - Springhill Vol							
Revenue	55,000.00	55,000.00	3,836.70	34,873.46	0.00	-20,126.54	36.59%
R15 - Taxes - Property	55,000.00	55,000.00	3,836.70	34,873.46	0.00	-20,126.54	36.59%
Revenue Surplus (Deficit):							

Budget Report

For Fiscal: 2024 Period Ending: 10/31/2024

Category	Original Total Budget	Current Total Budget	Period Activity	Fiscal Activity	Encumbrances	Variance	
						Favorable	Percent Remaining
Expense							
E30 - Supply Expense	50,000.00	50,000.00	4,871.58	24,846.10	8,648.14	16,505.76	33.01%
Expense Total:	50,000.00	50,000.00	4,871.58	24,846.10	8,648.14	16,505.76	33.01%
Department: 0510 - Fire - Springhill Vol Surplus (Deficit):	5,000.00	5,000.00	-1,034.88	10,027.36	-8,648.14	-3,620.78	72.42%
Revenue							
Department: 0600 - Police							
Revenue							
R40 - Fines & Forfeitures	780.00	780.00	671.40	671.40	0.00	-108.60	13.92%
R60 - Miscellaneous Revenue	5,000.00	12,338.92	25,493.50	41,111.11	0.00	28,772.19	-233.18%
R62 - Intergovernmental Tsfrs	1,648,000.00	1,648,000.00	137,333.00	1,373,330.00	0.00	-274,670.00	16.67%
R66 - Sale of Equipment	25,000.00	25,000.00	0.00	0.00	0.00	-25,000.00	100.00%
R68 - Donation Revenue	0.00	0.00	3,400.00	9,900.00	0.00	9,900.00	0.00%
R70 - Grant Revenue	233,700.00	29,200.00	18,719.09	29,709.55	0.00	509.55	-1.75%
Revenue Surplus (Deficit):	1,912,480.00	1,715,318.92	185,012.73	1,454,722.06	0.00	-260,596.86	15.19%
Expense							
E01 - Personnel Expense	4,691,842.89	4,494,342.89	269,064.05	3,307,679.84	1,848.11	1,184,814.94	26.36%
E10 - Building & Grounds Exp	146,508.92	168,908.92	12,514.09	129,121.05	2,111.76	37,676.11	22.31%
E20 - Vehicle Expense	344,003.54	351,133.21	24,039.79	247,022.70	641.38	103,469.13	29.47%
E30 - Supply Expense	58,200.00	58,409.25	7,515.45	53,863.11	138.89	4,407.25	7.55%
E40 - Operations Expense	10,880.00	10,880.00	2,107.00	8,087.88	3,101.85	-309.73	-2.85%
E55 - Professional Services	7,000.00	7,000.00	102.00	1,984.59	160.00	4,855.41	69.36%
E60 - Miscellaneous Expense	85,325.00	102,643.00	16,095.75	75,573.48	11,520.72	15,548.80	15.15%
E70 - Grant Expense	33,700.00	33,700.00	7,289.53	27,572.04	2,639.46	3,488.50	10.35%
E72 - Bond Expense	926,293.34	1,171,313.34	47,437.99	470,361.82	0.00	700,951.52	59.84%
E80 - Fixed Assets	0.00	176,000.00	41,264.39	457,068.86	0.00	-281,068.86	-159.70%
E85 - Interest Expense	98,663.51	98,663.51	1,552.43	19,542.44	0.00	79,121.07	80.19%
Expense Total:	6,402,417.20	6,672,994.12	428,982.47	4,797,877.81	22,162.17	1,852,954.14	27.77%
Department: 0600 - Police Surplus (Deficit):	-4,489,937.20	-4,957,675.20	-243,969.74	-3,343,155.75	-22,162.17	1,592,357.28	32.12%
Revenue							
Department: 0610 - Police - Dispatch							
Revenue							
R60 - Miscellaneous Revenue	70,000.00	70,000.00	0.00	27,000.00	0.00	-43,000.00	61.43%
Revenue Surplus (Deficit):	70,000.00	70,000.00	0.00	27,000.00	0.00	-43,000.00	61.43%
Expense							
E01 - Personnel Expense	573,281.21	573,281.21	33,877.84	406,245.81	0.00	167,035.40	29.14%
E64 - Reimbursement	0.00	5,000.00	0.00	4,267.77	0.00	732.23	14.64%
Expense Total:	573,281.21	578,281.21	33,877.84	410,513.58	0.00	167,767.63	29.01%
Department: 0610 - Police - Dispatch Surplus (Deficit):	-503,281.21	-508,281.21	-33,877.84	-383,513.58	0.00	124,767.63	24.55%

Budget Report

For Fiscal: 2024 Period Ending: 10/31/2024

Category	Original Total Budget	Current Total Budget	Period Activity	Fiscal Activity	Encumbrances	Variance Favorable (Unfavorable)	Percent Remaining
Department: 0620 - Police - SRO							
Revenue							
R64 - Reimbursement	307,000.00	357,000.00	0.00	357,099.99	0.00	99.99	-0.03%
	307,000.00	357,000.00	0.00	357,099.99	0.00	99.99	-0.03%
Revenue Surplus (Deficit):							
Expense							
E01 - Personnel Expense	678,685.05	678,685.05	42,063.56	566,848.14	0.00	111,836.91	16.48%
E10 - Building & Grounds Exp	9,600.00	9,600.00	450.44	4,500.53	0.00	5,099.47	53.12%
E60 - Miscellaneous Expense	2,500.00	2,500.00	0.00	0.00	2,436.25	63.75	2.55%
	690,785.05	690,785.05	42,514.00	571,348.67	2,436.25	117,000.13	16.94%
Expense Total:							
Department: 0620 - Police - SRO Surplus (Deficit):							
	-383,785.05	-333,785.05	-42,514.00	-214,248.68	-2,436.25	117,100.12	35.08%
Department: 0630 - Police - K9							
Expense							
E30 - Supply Expense	1,800.00	1,800.00	37.46	962.00	37.46	800.54	44.47%
E40 - Operations Expense	5,500.00	5,500.00	782.08	2,399.30	775.48	2,325.22	42.28%
E55 - Professional Services	3,000.00	3,000.00	411.57	3,231.38	0.00	-231.38	-7.71%
	10,300.00	10,300.00	1,231.11	6,592.68	812.94	2,894.38	28.10%
Expense Total:							
Department: 0630 - Police - K9 Total:							
	10,300.00	10,300.00	1,231.11	6,592.68	812.94	2,894.38	28.10%
Fund: 001 - General Fund Surplus (Deficit):							
	563.26	-517,115.08	132,574.18	976,611.51	-187,783.26	1,305,943.33	252.54%
Fund: 002 - Sales Tax Fund							
Revenue							
R10 - Taxes - Sales	6,592,000.00	6,592,000.00	545,720.79	5,507,149.71	0.00	-1,084,850.29	16.46%
	6,592,000.00	6,592,000.00	545,720.79	5,507,149.71	0.00	-1,084,850.29	16.46%
Revenue Surplus (Deficit):							
Expense							
E62 - Intergovernmental Tsfr	6,592,000.00	6,592,000.00	549,333.00	5,493,330.00	0.00	1,098,670.00	16.67%
	6,592,000.00	6,592,000.00	549,333.00	5,493,330.00	0.00	1,098,670.00	16.67%
Expense Total:							
Department: 0100 - Administration Surplus (Deficit):							
	0.00	0.00	-3,612.21	13,819.71	0.00	13,819.71	0.00%
Fund: 002 - Sales Tax Fund Surplus (Deficit):							
	0.00	0.00	-3,612.21	13,819.71	0.00	13,819.71	0.00%
Fund: 003 - Franchise Fees Fund							
Department: 0100 - Administration							
Revenue							
R50 - Sale of Services	1,335,000.00	1,335,000.00	113,767.39	1,283,689.54	0.00	-51,310.46	3.84%
	1,335,000.00	1,335,000.00	113,767.39	1,283,689.54	0.00	-51,310.46	3.84%
Revenue Surplus (Deficit):							
Expense							
E62 - Intergovernmental Tsfr	175,000.00	175,000.00	14,583.33	145,833.30	0.00	29,166.70	16.67%
	175,000.00	175,000.00	14,583.33	145,833.30	0.00	29,166.70	16.67%
Expense Total:							
Department: 0100 - Administration Surplus (Deficit):							
	1,160,000.00	1,160,000.00	99,184.06	1,137,856.24	0.00	-22,143.76	1.91%

Budget Report

For Fiscal: 2024 Period Ending: 10/31/2024

Category	Original Total Budget	Current Total Budget	Period Activity	Fiscal Activity	Encumbrances	Variance Favorable (Unfavorable)	Percent Remaining
Department: 0800 - Street Expense							
E62 - Intergovernmental Tsfr	1,158,321.00	1,158,321.00	94,618.62	955,693.79	0.00	202,627.21	17.49%
Expense Total:	1,158,321.00	1,158,321.00	94,618.62	955,693.79	0.00	202,627.21	17.49%
Department: 0800 - Street Total:	1,158,321.00	1,158,321.00	94,618.62	955,693.79	0.00	202,627.21	17.49%
Fund: 003 - Franchise Fees Fund Surplus (Deficit):	1,679.00	1,679.00	4,565.44	182,162.45	0.00	180,483.45	10,749.46%
Revenue Surplus (Deficit):	659,200.00	659,200.00	54,572.08	550,714.97	0.00	-108,485.03	16.46%
Revenue Total:	659,200.00	659,200.00	54,572.08	550,714.97	0.00	-108,485.03	16.46%
Department: 0200 - Animal Control							
Revenue	659,200.00	659,200.00	54,933.00	549,330.00	0.00	109,870.00	16.67%
Expense	659,200.00	659,200.00	54,933.00	549,330.00	0.00	109,870.00	16.67%
Expense Total:	659,200.00	659,200.00	54,933.00	549,330.00	0.00	109,870.00	16.67%
Department: 0200 - Animal Control Surplus (Deficit):	0.00	0.00	-360.92	1,384.97	0.00	1,384.97	0.00%
Revenue Surplus (Deficit):	659,200.00	659,200.00	54,572.08	550,714.97	0.00	-108,485.03	16.46%
Revenue Total:	659,200.00	659,200.00	54,572.08	550,714.97	0.00	-108,485.03	16.46%
Department: 0400 - Parks							
Revenue	659,200.00	659,200.00	54,933.00	549,330.00	0.00	109,870.00	16.67%
Expense	659,200.00	659,200.00	54,933.00	549,330.00	0.00	109,870.00	16.67%
Expense Total:	659,200.00	659,200.00	54,933.00	549,330.00	0.00	109,870.00	16.67%
Department: 0400 - Parks Surplus (Deficit):	0.00	0.00	-360.92	1,384.97	0.00	1,384.97	0.00%
Revenue Surplus (Deficit):	1,648,000.00	1,648,000.00	136,430.20	1,376,787.43	0.00	-271,212.57	16.46%
Revenue Total:	1,648,000.00	1,648,000.00	136,430.20	1,376,787.43	0.00	-271,212.57	16.46%
Department: 0500 - Fire							
Revenue	1,648,000.00	1,648,000.00	137,333.00	1,373,330.00	0.00	274,670.00	16.67%
Expense	1,648,000.00	1,648,000.00	137,333.00	1,373,330.00	0.00	274,670.00	16.67%
Expense Total:	1,648,000.00	1,648,000.00	137,333.00	1,373,330.00	0.00	274,670.00	16.67%
Department: 0500 - Fire Surplus (Deficit):	0.00	0.00	-902.80	3,457.43	0.00	3,457.43	0.00%
Revenue Surplus (Deficit):	1,648,000.00	1,648,000.00	136,430.20	1,376,787.43	0.00	-271,212.57	16.46%
Revenue Total:	1,648,000.00	1,648,000.00	136,430.20	1,376,787.43	0.00	-271,212.57	16.46%
Department: 0600 - Police							
Revenue	1,648,000.00	1,648,000.00	136,430.20	1,376,787.43	0.00	-271,212.57	16.46%
Expense	1,648,000.00	1,648,000.00	136,430.20	1,376,787.43	0.00	-271,212.57	16.46%
Expense Total:	1,648,000.00	1,648,000.00	136,430.20	1,376,787.43	0.00	-271,212.57	16.46%

Budget Report

For Fiscal: 2024 Period Ending: 10/31/2024

Category	Original Total Budget	Current Total Budget	Period Activity	Fiscal Activity	Encumbrances	Variance Favorable (Unfavorable)	Percent Remaining
Expense							
E62 - Intergovernmental Tsr	1,648,000.00	1,648,000.00	137,333.00	1,373,330.00	0.00	274,670.00	16.67%
Expense Total:	1,648,000.00	1,648,000.00	137,333.00	1,373,330.00	0.00	274,670.00	16.67%
Department: 0600 - Police Surplus (Deficit):	0.00	0.00	-902.80	3,457.43	0.00	3,457.43	0.00%
Department: 0800 - Street Revenue	1,977,600.00	1,977,600.00	163,716.23	1,652,144.91	0.00	-325,455.09	16.46%
R10 - Taxes - Sales	1,977,600.00	1,977,600.00	163,716.23	1,652,144.91	0.00	-325,455.09	16.46%
Revenue Surplus (Deficit):	1,977,600.00	1,977,600.00	163,716.23	1,652,144.91	0.00	-325,455.09	16.46%
Expense							
E62 - Intergovernmental Tsr	1,977,600.00	1,977,600.00	164,800.00	1,648,000.00	0.00	329,600.00	16.67%
Expense Total:	1,977,600.00	1,977,600.00	164,800.00	1,648,000.00	0.00	329,600.00	16.67%
Department: 0800 - Street Surplus (Deficit):	0.00	0.00	-1,083.77	4,144.91	0.00	4,144.91	0.00%
Fund: 005 - Designated Tax Fund Surplus (Deficit):	0.00	0.00	-3,611.21	13,829.71	0.00	13,829.71	0.00%
Fund: 007 - Investment Account Revenue	0.00	0.00	0.00	30,866.85	0.00	30,866.85	0.00%
R85 - Interest Revenue	0.00	0.00	0.00	30,866.85	0.00	30,866.85	0.00%
Revenue Surplus (Deficit):	0.00	0.00	0.00	30,866.85	0.00	30,866.85	0.00%
Expense							
E62 - Intergovernmental Tsr	342,000.00	835,000.00	0.00	844,881.17	0.00	-9,881.17	-1.18%
Expense Total:	342,000.00	835,000.00	0.00	844,881.17	0.00	-9,881.17	-1.18%
Department: 0100 - Administration Surplus (Deficit):	-342,000.00	-835,000.00	0.00	-814,014.32	0.00	20,985.68	2.51%
Fund: 007 - Investment Account Surplus (Deficit):	-342,000.00	-835,000.00	0.00	-814,014.32	0.00	20,985.68	2.51%
Fund: 020 - Animal Control Donation Revenue	2,500.00	2,500.00	0.00	0.00	0.00	-2,500.00	100.00%
R68 - Donation Revenue	2,500.00	2,500.00	0.00	0.00	0.00	-2,500.00	100.00%
Revenue Surplus (Deficit):	2,500.00	2,500.00	0.00	0.00	0.00	-2,500.00	100.00%
Expense							
E55 - Professional Services	2,500.00	6,500.00	181.29	1,262.88	0.00	5,237.12	80.57%
Expense Total:	2,500.00	6,500.00	181.29	1,262.88	0.00	5,237.12	80.57%
Department: 0200 - Animal Control Surplus (Deficit):	0.00	-4,000.00	-181.29	-1,262.88	0.00	2,737.12	68.43%
Fund: 020 - Animal Control Donation Surplus (Deficit):	0.00	-4,000.00	-181.29	-1,262.88	0.00	2,737.12	68.43%
Fund: 030 - Act 1256 of 1995 Court Revenue	401,250.00	401,250.00	37,930.21	297,631.16	0.00	-103,618.84	25.82%
Department: 0300 - Court Revenue	401,250.00	401,250.00	37,930.21	297,631.16	0.00	-103,618.84	25.82%
R40 - Fines & Forfeitures	401,250.00	401,250.00	37,930.21	297,631.16	0.00	-103,618.84	25.82%

Budget Report

For Fiscal: 2024 Period Ending: 10/31/2024

Category	Original Total Budget	Current Total Budget	Period Activity	Fiscal Activity	Encumbrances	Variance	
						Favorable (Unfavorable)	Percent Remaining
Expense							
E01 - Personnel Expense	5,200.00	5,200.00	394.84	3,948.40	0.00	1,251.60	24.07%
E40 - Operations Expense	396,050.00	396,050.00	37,535.37	293,682.76	0.00	102,367.24	25.85%
Expense Total:	401,250.00	401,250.00	37,930.21	297,631.16	0.00	-103,618.84	25.82%
Revenue Surplus (Deficit):	401,250.00	401,250.00	37,930.21	297,631.16	0.00	-103,618.84	25.82%
Department: 0300 - Court Surplus (Deficit):							
	0.00	0.00	0.00	0.00	0.00	0.00	0.00%
Fund: 030 - Act 1256 of 1995 Court Surplus (Deficit):							
	0.00	0.00	0.00	0.00	0.00	0.00	0.00%
Revenue							
R40 - Fines & Forfeitures	36,000.00	36,000.00	2,752.00	35,730.00	0.00	-270.00	0.75%
Revenue Surplus (Deficit):	36,000.00	36,000.00	2,752.00	35,730.00	0.00	-270.00	0.75%
Expense							
E60 - Miscellaneous Expense	36,000.00	61,000.00	3,072.20	55,288.90	879.00	4,832.10	7.92%
E80 - Fixed Assets	0.00	0.00	7,361.63	7,361.63	0.00	-7,361.63	0.00%
Expense Total:	36,000.00	61,000.00	10,433.83	62,650.53	879.00	-2,529.53	-4.15%
Revenue Surplus (Deficit):	0.00	-25,000.00	-7,681.83	-26,920.53	-879.00	-2,799.53	-11.20%
Department: 0300 - Court Auto Surplus (Deficit):							
	0.00	-25,000.00	-7,681.83	-26,920.53	-879.00	-2,799.53	-11.20%
Fund: 031 - Act 1809 of 2001 Court Auto Surplus (Deficit):							
	0.00	-25,000.00	-7,681.83	-26,920.53	-879.00	-2,799.53	-11.20%
Revenue							
R10 - Taxes - Sales	824,000.00	824,000.00	68,215.10	688,393.71	0.00	-135,606.29	16.46%
Revenue Surplus (Deficit):	824,000.00	824,000.00	68,215.10	688,393.71	0.00	-135,606.29	16.46%
Expense							
E62 - Intergovernmental Tsfr	824,000.00	824,000.00	68,667.00	686,670.00	0.00	137,330.00	16.67%
Expense Total:	824,000.00	824,000.00	68,667.00	686,670.00	0.00	137,330.00	16.67%
Revenue Surplus (Deficit):	0.00	0.00	-451.90	1,723.71	0.00	1,723.71	0.00%
Department: 0400 - Parks Surplus (Deficit):							
	0.00	0.00	-451.90	1,723.71	0.00	1,723.71	0.00%
Fund: 045 - Park 1/8 SalesTax O & M Surplus (Deficit):							
	0.00	0.00	-451.90	1,723.71	0.00	1,723.71	0.00%
Revenue							
R15 - Taxes - Property	28,000.00	28,000.00	7,675.76	37,214.17	0.00	9,214.17	-32.91%
Revenue Surplus (Deficit):	28,000.00	28,000.00	7,675.76	37,214.17	0.00	9,214.17	-32.91%

Fund: 031 - Act 1809 of 2001 Court Auto

Department: 0300 - Court

Revenue

R40 - Fines & Forfeitures

Expense

E60 - Miscellaneous Expense

E80 - Fixed Assets

Fund: 045 - Park 1/8 SalesTax O & M

Department: 0400 - Parks

Revenue

R10 - Taxes - Sales

Expense

E62 - Intergovernmental Tsfr

Fund: 051 - Act 833 of 1991 Fire

Department: 0500 - Fire

Revenue

R15 - Taxes - Property

Budget Report

For Fiscal: 2024 Period Ending: 10/31/2024

Category	Original Total Budget	Current Total Budget	Period Activity	Fiscal Activity	Encumbrances	Variance		Percent Remaining
						Favorable	(Unfavorable)	
Expense								
E40 - Operations Expense	28,000.00	28,000.00	4,185.34	6,557.67	0.00	21,442.33		76.58%
Expense Total:	28,000.00	28,000.00	4,185.34	6,557.67	0.00	21,442.33		76.58%
Department: 0500 - Fire								
Department: 0500 - Fire Surplus (Deficit):	0.00	0.00	3,490.42	30,656.50	0.00	30,656.50		0.00%
Fund: 051 - Act 833 of 1991 Fire								
Fund: 051 - Act 833 of 1991 Fire Surplus (Deficit):	0.00	0.00	3,490.42	30,656.50	0.00	30,656.50		0.00%
Revenue								
R10 - Taxes - Sales	2,472,000.00	2,472,000.00	204,645.29	2,065,181.14	0.00	-406,818.86		16.46%
Revenue Surplus (Deficit):	2,472,000.00	2,472,000.00	204,645.29	2,065,181.14	0.00	-406,818.86		16.46%
Expense								
E62 - Intergovernmental Tsfr	2,472,000.00	2,472,000.00	206,000.00	2,060,000.00	0.00	412,000.00		16.67%
Expense Total:	2,472,000.00	2,472,000.00	206,000.00	2,060,000.00	0.00	412,000.00		16.67%
Department: 0500 - Fire								
Department: 0500 - Fire Surplus (Deficit):	0.00	0.00	-1,354.71	5,181.14	0.00	5,181.14		0.00%
Fund: 055 - Fire 3/8 SalesTax								
Fund: 055 - Fire 3/8 SalesTax Surplus (Deficit):	0.00	0.00	-1,354.71	5,181.14	0.00	5,181.14		0.00%
Revenue								
R40 - Fines & Forfeitures	15,000.00	15,000.00	1,342.64	13,426.40	0.00	-1,573.60		10.49%
Revenue Surplus (Deficit):	15,000.00	15,000.00	1,342.64	13,426.40	0.00	-1,573.60		10.49%
Expense								
E60 - Miscellaneous Expense	15,000.00	15,000.00	0.00	9,360.00	0.00	5,640.00		37.60%
Expense Total:	15,000.00	15,000.00	0.00	9,360.00	0.00	5,640.00		37.60%
Department: 0600 - Police								
Department: 0600 - Police Surplus (Deficit):	0.00	0.00	1,342.64	4,066.40	0.00	4,066.40		0.00%
Fund: 061 - Act 918 of 1983 Police								
Fund: 061 - Act 918 of 1983 Police Surplus (Deficit):	0.00	0.00	1,342.64	4,066.40	0.00	4,066.40		0.00%
Revenue								
R40 - Fines & Forfeitures	12,000.00	12,000.00	619.60	6,824.82	0.00	-5,175.18		43.13%
Revenue Surplus (Deficit):	12,000.00	12,000.00	619.60	6,824.82	0.00	-5,175.18		43.13%
Expense								
E40 - Operations Expense	12,000.00	12,000.00	0.00	0.00	0.00	12,000.00		100.00%
Expense Total:	12,000.00	12,000.00	0.00	0.00	0.00	12,000.00		100.00%
Department: 0600 - Police								
Department: 0600 - Police Surplus (Deficit):	0.00	0.00	619.60	6,824.82	0.00	6,824.82		0.00%
Fund: 062 - Act 988 of 1991 Emerg Veh								
Fund: 062 - Act 988 of 1991 Emerg Veh Surplus (Deficit):	0.00	0.00	619.60	6,824.82	0.00	6,824.82		0.00%

Budget Report

For Fiscal: 2024 Period Ending: 10/31/2024

Category

Fund: 068 - State Drug Control

Department: 0600 - Police

Revenue

R40 - Fines & Forfeitures

Expense

E60 - Miscellaneous Expense

	2,500.00	2,500.00	0.00	18,294.00	0.00	15,794.00	-631.76%
Revenue Surplus (Deficit):	2,500.00	2,500.00	0.00	18,294.00	0.00	15,794.00	-631.76%
Expense Total:	2,500.00	2,600.00	0.00	2,516.59	0.00	83.41	3.21%
	0.00	-100.00	0.00	15,777.41	0.00	15,877.41	15,877.41%
Department: 0600 - Police Surplus (Deficit):	0.00	-100.00	0.00	15,777.41	0.00	15,877.41	15,877.41%
Fund: 068 - State Drug Control Surplus (Deficit):	0.00	-100.00	0.00	15,777.41	0.00	15,877.41	15,877.41%

Fund: 080 - Street Fund

Department: 0140 - Stormwater

Expense

E01 - Personnel Expense
E10 - Building & Grounds Exp
E20 - Vehicle Expense
E30 - Supply Expense
E40 - Operations Expense
E55 - Professional Services
E80 - Fixed Assets

469,569.41	469,569.41	38,119.78	367,354.00	0.00	102,215.41	21.77%
4,512.00	4,512.00	1,907.05	4,908.33	0.00	-396.33	-8.78%
39,334.56	39,334.56	755.11	12,264.41	0.00	27,070.15	68.82%
25,400.00	25,757.96	848.52	6,316.50	1,051.55	18,389.91	71.40%
9,200.00	9,200.00	0.00	4,730.14	2,400.00	2,069.86	22.50%
150,760.00	192,560.00	292.20	101,196.46	12,645.00	78,718.54	40.88%
165,000.00	2,877.37	0.00	0.00	0.00	2,877.37	100.00%
863,775.97	743,811.30	41,922.66	496,769.84	16,096.55	230,944.91	31.05%
863,775.97	743,811.30	41,922.66	496,769.84	16,096.55	230,944.91	31.05%
Department: 0140 - Stormwater Total:	863,775.97	41,922.66	496,769.84	16,096.55	230,944.91	31.05%

Department: 0800 - Street

Revenue

R10 - Taxes - Sales
R15 - Taxes - Property
R60 - Miscellaneous Revenue
R62 - Intergovernmental Tsfrs
R85 - Interest Revenue

456,000.00	0.00	-21,362.87	0.00	0.00	0.00	0.00%
1,368,000.00	1,824,000.00	191,872.80	1,864,330.20	0.00	40,330.20	-2.21%
1,500.00	1,500.00	400.00	170,178.80	0.00	168,678.80	11,245.25%
1,977,600.00	1,977,600.00	164,800.00	1,648,000.00	0.00	-329,600.00	16.67%
775.00	775.00	0.00	0.00	0.00	-775.00	100.00%
3,803,875.00	3,803,875.00	335,709.93	3,682,509.00	0.00	-121,366.00	3.19%
3,803,875.00	3,803,875.00	335,709.93	3,682,509.00	0.00	-121,366.00	3.19%
Department: 0800 - Street Total:	3,803,875.00	335,709.93	3,682,509.00	0.00	-121,366.00	3.19%

Expense

E01 - Personnel Expense
E10 - Building & Grounds Exp
E20 - Vehicle Expense
E30 - Supply Expense
E40 - Operations Expense
E55 - Professional Services
E60 - Miscellaneous Expense
E80 - Fixed Assets

1,485,247.49	1,490,047.49	110,785.76	1,242,972.39	0.00	247,075.10	16.58%
243,139.96	246,757.05	14,166.58	167,593.64	967.00	78,196.41	31.69%
282,322.50	282,322.50	25,256.01	193,549.26	15,040.43	73,732.81	26.12%
478,504.08	496,721.48	39,418.91	224,977.61	34,402.68	237,341.19	47.78%
327,200.00	327,200.00	8,192.44	62,484.18	11,310.53	253,405.29	77.45%
362,290.00	714,111.56	4,305.00	315,632.87	253,954.49	144,524.20	20.24%
57,465.00	57,465.00	540.74	24,113.82	163.33	33,187.85	57.75%
1,541,000.00	578,101.79	109,471.44	1,885,653.06	2,663.84	-1,310,215.11	-226.64%

Budget Report

For Fiscal: 2024 Period Ending: 10/31/2024

Category	Original Total Budget	Current Total Budget	Period Activity	Fiscal Activity	Encumbrances	Variance Favorable (Unfavorable)	Percent Remaining
E90 - Construction Projects	800,000.00	538,567.91	0.00	117,232.50	26,696.36	394,639.05	73.28%
Expense Total:	5,577,169.03	4,731,294.78	312,136.88	4,234,209.33	345,198.66	151,886.79	3.21%
Department: 0800 - Street Surplus (Deficit):	-1,773,294.03	-927,419.78	23,573.05	-551,700.33	-345,198.66	30,520.79	3.29%
Fund: 080 - Street Fund Surplus (Deficit):	-2,637,070.00	-1,671,231.08	-18,349.61	-1,048,470.17	-361,295.21	261,465.70	15.65%
Fund: 090 - Long Term Governmental Capital Asset Fund							
Department: 0410 - Parks - Mills Park & Pool							
Expense							
E80 - Fixed Assets	0.00	0.00	-3,000.00	-54,284.63	0.00	54,284.63	0.00%
Expense Total:	0.00	0.00	-3,000.00	-54,284.63	0.00	54,284.63	0.00%
Department: 0430 - Parks - Mills Park & Pool Total:	0.00	0.00	-3,000.00	-54,284.63	0.00	54,284.63	0.00%
Department: 0430 - Parks - Bishop							
Expense							
E80 - Fixed Assets	0.00	0.00	0.00	-31,547.00	0.00	31,547.00	0.00%
Expense Total:	0.00	0.00	0.00	-31,547.00	0.00	31,547.00	0.00%
Department: 0430 - Parks - Bishop Total:	0.00	0.00	0.00	-31,547.00	0.00	31,547.00	0.00%
Department: 0500 - Fire							
Expense							
E80 - Fixed Assets	0.00	0.00	0.00	-956,892.61	0.00	956,892.61	0.00%
Expense Total:	0.00	0.00	0.00	-956,892.61	0.00	956,892.61	0.00%
Department: 0500 - Fire Total:	0.00	0.00	0.00	-956,892.61	0.00	956,892.61	0.00%
Department: 0600 - Police							
Expense							
E80 - Fixed Assets	0.00	0.00	0.00	-577,439.09	0.00	577,439.09	0.00%
Expense Total:	0.00	0.00	0.00	-577,439.09	0.00	577,439.09	0.00%
Department: 0600 - Police Total:	0.00	0.00	0.00	-577,439.09	0.00	577,439.09	0.00%
Department: 0800 - Street							
Expense							
E80 - Fixed Assets	0.00	0.00	0.00	-4,958,999.09	0.00	4,958,999.09	0.00%
E85 - Interest Expense	0.00	0.00	0.00	-165,814.12	0.00	165,814.12	0.00%
Expense Total:	0.00	0.00	0.00	-5,124,813.21	0.00	5,124,813.21	0.00%
Department: 0800 - Street Total:	0.00	0.00	0.00	-5,124,813.21	0.00	5,124,813.21	0.00%
Fund: 090 - Long Term Governmental Capital Asset Fund Total:							
	0.00	0.00	-3,000.00	-6,744,976.54	0.00	6,744,976.54	0.00%
Fund: 110 - Special Redemp - 2016 Bond							
Department: 0100 - Administration							
Revenue							
R62 - Intergovernmental Tsfrs	30,000.00	30,000.00	0.00	26,086.69	0.00	-3,913.31	13.04%

Budget Report

Category	Original Total Budget	Current Total Budget	Period Activity	Fiscal Activity	Encumbrances	Variance Favorable (Unfavorable)	Percent Remaining
R85 - Interest Revenue	0.00	0.00	0.00	5,649.14	0.00	5,649.14	0.00%
Revenue Surplus (Deficit):	30,000.00	30,000.00	0.00	31,735.83	0.00	1,735.83	-5.79%
Department: 0100 - Administration	30,000.00	30,000.00	0.00	31,735.83	0.00	1,735.83	-5.79%
Fund: 110 - Special Redemp - 2016 Bond	30,000.00	30,000.00	0.00	31,735.83	0.00	1,735.83	-5.79%
Revenue Surplus (Deficit):	30,000.00	30,000.00	0.00	29,158.44	0.00	-841.56	2.81%
Revenue Surplus (Deficit):	30,000.00	30,000.00	0.00	29,158.44	0.00	-841.56	2.81%
Expense	30,000.00	30,000.00	0.00	29,158.44	0.00	841.56	2.81%
E62 - Intergovernmental Tsf	30,000.00	30,000.00	0.00	29,158.44	0.00	841.56	2.81%
Expense Total:	30,000.00	30,000.00	0.00	29,158.44	0.00	841.56	2.81%
Department: 0100 - Administration	0.00	0.00	0.00	0.00	0.00	0.00	0.00%
Fund: 113 - Debt Service Reserve Fund	0.00	0.00	0.00	0.00	0.00	0.00	0.00%
Revenue Surplus (Deficit):	0.00	0.00	0.00	0.00	0.00	0.00	0.00%
Fund: 113 - Debt Service Reserve Fund	0.00	0.00	0.00	0.00	0.00	0.00	0.00%
Revenue Surplus (Deficit):	0.00	0.00	0.00	0.00	0.00	0.00	0.00%
Expense	0.00	0.00	0.00	0.00	0.00	0.00	0.00%
E72 - Bond Expense	1,673,475.00	1,673,475.00	0.00	1,200,950.00	0.00	472,525.00	28.24%
E85 - Interest Expense	1,672,525.00	1,672,525.00	0.00	265,690.63	0.00	1,406,834.37	84.11%
Expense Total:	3,346,000.00	3,346,000.00	0.00	1,466,640.63	0.00	1,879,359.37	56.17%
Department: 0000 - Administration	3,346,000.00	3,346,000.00	0.00	1,466,640.63	0.00	1,879,359.37	56.17%
Revenue	3,296,000.00	3,296,000.00	272,860.40	2,753,574.86	0.00	-542,425.14	16.46%
R10 - Taxes - Sales	3,296,000.00	3,296,000.00	272,860.40	2,753,574.86	0.00	-542,425.14	16.46%
Revenue Surplus (Deficit):	3,296,000.00	3,296,000.00	272,860.40	2,753,574.86	0.00	-542,425.14	16.46%
Department: 0100 - Administration	3,296,000.00	3,296,000.00	272,860.40	2,753,574.86	0.00	-542,425.14	16.46%
Revenue	50,000.00	50,000.00	0.00	50,434.76	0.00	434.76	-0.87%
R85 - Interest Revenue	50,000.00	50,000.00	0.00	50,434.76	0.00	434.76	-0.87%
Revenue Surplus (Deficit):	50,000.00	50,000.00	0.00	50,434.76	0.00	434.76	-0.87%
Department: 0400 - Parks	50,000.00	50,000.00	0.00	50,434.76	0.00	434.76	-0.87%
Revenue Surplus (Deficit):	50,000.00	50,000.00	0.00	50,434.76	0.00	434.76	-0.87%
Fund: 114 - 2016 Bond Fund	0.00	0.00	272,860.40	1,337,368.99	0.00	1,337,368.99	0.00%
Revenue Surplus (Deficit):	0.00	0.00	272,860.40	1,337,368.99	0.00	1,337,368.99	0.00%

Budget Report

For Fiscal: 2024 Period Ending: 10/31/2024

Category	Original Total Budget	Current Total Budget	Period Activity	Fiscal Activity	Encumbrances	Variance Favorable (Unfavorable)	Percent Remaining
Fund: 165 - Long Term Governmental Debt Fund							
Department: 0600 - Police							
Expense							
E80 - Fixed Assets	0.00	0.00	0.00	577,439.09	0.00	-577,439.09	0.00%
Expense Total:	0.00	0.00	0.00	577,439.09	0.00	-577,439.09	0.00%
Department: 0600 - Police Total:							
0.00	0.00	0.00	0.00	577,439.09	0.00	-577,439.09	0.00%
Fund: 165 - Long Term Governmental Debt Fund Total:							
0.00	0.00	0.00	0.00	577,439.09	0.00	-577,439.09	0.00%
Fund: 182 - 2023 Improvement Revenue Bond Fund							
Department: 0800 - Street							
Revenue							
R62 - Intergovernmental Tsfrs	521,877.00	556,877.00	0.00	426,408.90	0.00	-130,468.10	23.43%
R85 - Interest Revenue	0.00	0.00	0.00	5,814.82	0.00	5,814.82	0.00%
Revenue Surplus (Deficit):	521,877.00	556,877.00	0.00	432,223.72	0.00	-124,653.28	22.38%
Expense							
E85 - Interest Expense	0.00	300,000.00	0.00	521,876.28	0.00	-221,876.28	-73.96%
Expense Total:	0.00	300,000.00	0.00	521,876.28	0.00	-221,876.28	-73.96%
Department: 0800 - Street Surplus (Deficit):							
521,877.00	256,877.00	0.00	0.00	-89,652.56	0.00	-346,529.56	134.90%
Fund: 182 - 2023 Improvement Revenue Bond Fund Surplus (Deficit):							
521,877.00	256,877.00	0.00	0.00	-89,652.56	0.00	-346,529.56	134.90%
Fund: 183 - 2023 Street Bond DSR							
Department: 0800 - Street							
Revenue							
R85 - Interest Revenue	22,000.00	22,000.00	0.00	23,423.34	0.00	1,423.34	-6.47%
Revenue Surplus (Deficit):	22,000.00	22,000.00	0.00	23,423.34	0.00	1,423.34	-6.47%
Expense							
E62 - Intergovernmental Tsfr	0.00	35,000.00	0.00	33,621.91	0.00	1,378.09	3.94%
Expense Total:	0.00	35,000.00	0.00	33,621.91	0.00	1,378.09	3.94%
Department: 0800 - Street Surplus (Deficit):							
22,000.00	-13,000.00	0.00	0.00	-10,198.57	0.00	2,801.43	21.55%
Fund: 183 - 2023 Street Bond DSR Surplus (Deficit):							
22,000.00	-13,000.00	0.00	0.00	-10,198.57	0.00	2,801.43	21.55%
Fund: 185 - Street Bond 2016 DS							
Department: 0800 - Street							
Revenue							
R62 - Intergovernmental Tsfrs	636,444.00	636,444.00	51,898.36	520,058.35	0.00	-116,385.65	18.29%
R85 - Interest Revenue	5,000.00	5,000.00	1,014.73	7,918.34	0.00	2,918.34	-58.37%
Revenue Surplus (Deficit):	641,444.00	641,444.00	52,913.09	527,976.69	0.00	-113,467.31	17.69%
Expense							
E72 - Bond Expense	638,000.00	638,000.00	83.33	637,098.24	0.00	901.76	0.14%

Budget Report

For Fiscal: 2024 Period Ending: 10/31/2024

Category	Original Total Budget	Current Total Budget	Period Activity	Fiscal Activity	Encumbrances	Variance	
						Favorable	Percent
						(Unfavorable)	Remaining
Fund: 186 - Street Bond 2016 DSR							
Department: 0800 - Street							
Revenue							
R85 - Interest Revenue	10,000.00	10,000.00	1,389.84	14,370.24	0.00	4,370.24	-43.70%
Revenue Surplus (Deficit):	10,000.00	10,000.00	1,389.84	14,370.24	0.00	4,370.24	-43.70%
Department: 0800 - Street							
Revenue Surplus (Deficit):	10,000.00	10,000.00	1,389.84	14,370.24	0.00	4,370.24	-43.70%
Fund: 186 - Street Bond 2016 DSR Surplus (Deficit):	10,000.00	10,000.00	1,389.84	14,370.24	0.00	4,370.24	-43.70%
Fund: 188 - 2023 Improvement Fund							
Department: 0800 - Street							
Revenue							
R85 - Interest Revenue	0.00	0.00	0.00	212,028.47	0.00	212,028.47	0.00%
Revenue Surplus (Deficit):	0.00	0.00	0.00	212,028.47	0.00	212,028.47	0.00%
Expense							
E90 - Construction Projects	6,675,000.00	6,675,000.00	0.00	4,231,008.49	0.00	2,443,991.51	36.61%
Expense Total:	6,675,000.00	6,675,000.00	0.00	4,231,008.49	0.00	2,443,991.51	36.61%
Department: 0800 - Street Surplus (Deficit):	-6,675,000.00	-6,675,000.00	0.00	-4,018,980.02	0.00	2,656,019.98	39.79%
Fund: 188 - 2023 Improvement Fund Surplus (Deficit):	-6,675,000.00	-6,675,000.00	0.00	-4,018,980.02	0.00	2,656,019.98	39.79%
Fund: 500 - Water Fund							
Department: 0900 - Water							
Revenue							
R50 - Sale of Services	5,235,722.00	5,196,985.00	447,882.37	4,007,332.71	0.00	-1,189,652.29	22.89%
R60 - Miscellaneous Revenue	1,500.00	2,325.35	24,000.00	39,207.89	0.00	36,882.54	-1,586.11%
R62 - Intergovernmental Tsfrs	0.00	215,000.00	0.00	214,271.39	0.00	-728.61	0.34%
R64 - Reimbursement	100,000.00	0.00	0.00	0.00	0.00	0.00	0.00%
R66 - Sale of Equipment	0.00	0.00	0.00	2,914.73	0.00	2,914.73	0.00%
Revenue Surplus (Deficit):	5,337,222.00	5,414,310.35	471,882.37	4,263,726.72	0.00	-1,150,583.63	21.25%
Expense							
E01 - Personnel Expense	1,370,171.76	1,374,971.76	108,639.81	1,120,281.37	0.00	254,690.39	18.52%
E10 - Building & Grounds Exp	114,130.66	114,130.66	8,136.88	85,558.12	1,016.95	27,555.59	24.14%
E20 - Vehicle Expense	111,500.00	111,500.00	7,677.46	91,262.63	1,428.17	18,809.20	16.87%
E30 - Supply Expense	1,711,200.00	1,604,525.35	167,936.76	1,367,598.45	30,191.08	206,735.82	12.88%
E40 - Operations Expense	491,500.00	531,500.00	51,226.23	429,088.00	1,200.00	101,212.00	19.04%
E55 - Professional Services	399,300.00	404,450.00	29,519.65	104,341.68	24,165.82	275,942.50	68.23%
E60 - Miscellaneous Expense	64,500.00	64,500.00	499.16	21,802.01	317.15	42,380.84	65.71%
E62 - Intergovernmental Tsfr	216,150.00	216,150.00	20,021.90	180,753.32	0.00	35,396.68	16.38%

Budget Report

For Fiscal: 2024 Period Ending: 10/31/2024

Category	Original Total Budget	Current Total Budget	Period Activity	Fiscal Activity	Encumbrances	Variance	
						Favorable (Unfavorable)	Percent Remaining
E72 - Bond Expense	43,002.00	43,002.00	3,143.74	31,995.28	0.00	11,006.72	25.60%
E80 - Fixed Assets	720,000.00	789,088.29	4,128.00	16,849.73	172,080.00	600,158.56	76.06%
E85 - Interest Expense	75,347.00	75,347.00	5,930.98	59,728.20	0.00	15,618.80	20.73%
Expense Total:	5,316,801.42	5,329,165.06	406,860.57	3,509,258.79	230,399.17	1,589,507.10	29.83%
Department: 0900 - Water Surplus (Deficit):							
	20,420.58	85,145.29	65,021.80	754,467.93	-230,399.17	438,923.47	-515.50%
Revenue Surplus (Deficit):							
R50 - Sale of Services	5,500,000.00	5,500,000.00	551,548.46	5,149,430.94	0.00	-350,569.06	6.37%
R60 - Miscellaneous Revenue	50,000.00	50,000.00	0.00	0.00	0.00	-50,000.00	100.00%
Revenue Surplus (Deficit):	5,550,000.00	5,550,000.00	551,548.46	5,149,430.94	0.00	-400,569.06	7.22%
Expense							
E62 - Intergovernmental Tsfr	5,550,000.00	5,550,000.00	551,548.46	5,149,430.94	0.00	400,569.06	7.22%
Expense Total:	5,550,000.00	5,550,000.00	551,548.46	5,149,430.94	0.00	400,569.06	7.22%
Department: 0950 - Wastewater Surplus (Deficit):							
	0.00	0.00	0.00	0.00	0.00	0.00	0.00%
Fund: 500 - Water Fund Surplus (Deficit):							
	20,420.58	85,145.29	65,021.80	754,467.93	-230,399.17	438,923.47	-515.50%
Revenue Surplus (Deficit):							
R60 - Miscellaneous Revenue	0.00	10,475.00	0.00	38,477.64	0.00	28,002.64	-267.33%
R62 - Intergovernmental Tsfrs	5,500,000.00	6,358,000.00	551,548.46	5,656,807.36	0.00	-701,192.64	11.03%
R64 - Reimbursement	100,000.00	0.00	0.00	0.00	0.00	0.00	0.00%
Revenue Surplus (Deficit):	5,600,000.00	6,368,475.00	551,548.46	5,695,285.00	0.00	-673,190.00	10.57%
Expense							
E01 - Personnel Expense	2,125,831.39	2,130,631.39	160,282.19	1,621,726.41	0.00	508,904.98	23.89%
E10 - Building & Grounds Exp	747,168.00	750,843.00	45,326.93	510,674.87	2,951.62	237,216.51	31.59%
E20 - Vehicle Expense	221,520.07	228,320.07	10,964.42	166,221.13	668.74	61,430.20	26.91%
E30 - Supply Expense	687,000.00	738,779.98	115,892.65	656,013.81	41,047.72	41,718.45	5.65%
E40 - Operations Expense	79,000.00	79,000.00	8,855.63	71,533.16	0.00	7,466.84	9.45%
E55 - Professional Services	182,300.00	192,257.30	66,811.83	433,008.90	-4,622.77	-236,128.83	-122.82%
E60 - Miscellaneous Expense	78,740.00	78,740.00	499.18	23,173.11	35,317.16	20,249.73	25.72%
E62 - Intergovernmental Tsfr	275,000.00	275,000.00	27,577.42	257,471.56	0.00	17,528.44	6.37%
E72 - Bond Expense	67,000.96	67,000.96	4,256.61	43,287.34	0.00	23,713.62	35.39%
E80 - Fixed Assets	750,000.00	1,089,328.59	84,614.76	224,784.12	323,335.96	541,208.51	49.68%
E85 - Interest Expense	95,000.00	95,000.00	6,765.64	42,101.29	15,939.28	36,959.43	38.90%
Expense Total:	5,308,560.42	5,724,901.29	531,847.26	4,049,995.70	414,637.71	1,260,267.88	22.01%
Department: 0950 - Wastewater Surplus (Deficit):							
	291,439.58	643,573.71	19,701.20	1,645,289.30	-414,637.71	587,077.88	-91.22%
Fund: 510 - Wastewater Fund Surplus (Deficit):							
	291,439.58	643,573.71	19,701.20	1,645,289.30	-414,637.71	587,077.88	-91.22%

Budget Report

For Fiscal: 2024 Period Ending: 10/31/2024

Category	Total Budget	Total Budget	Activity	Activity	Encumbrances	(Unfavorable)	Remaining
Fund: 515 - Stormwater Utility Fund							
Department: 0140 - Stormwater							
Revenue							
R20 - Licenses Permits & Fees	20,000.00	20,000.00	2,950.00	18,250.00	0.00	-1,750.00	8.75%
R50 - Sale of Services	288,000.00	288,000.00	25,819.36	256,214.10	0.00	-31,785.90	11.04%
R62 - Intergovernmental Tsfrs	342,000.00	835,000.00	0.00	844,881.17	0.00	9,881.17	-1.18%
R64 - Reimbursement	0.00	300,000.00	0.00	300,000.00	0.00	0.00	0.00%
Revenue Surplus (Deficit):	650,000.00	1,443,000.00	28,769.36	1,419,345.27	0.00	-23,654.73	1.64%
Expense							
E80 - Fixed Assets	650,000.00	1,048,219.56	17,514.50	117,970.60	1,087,219.63	-156,970.67	-14.97%
Expense Total:	650,000.00	1,048,219.56	17,514.50	117,970.60	1,087,219.63	-156,970.67	-14.97%
Department: 0140 - Stormwater Surplus (Deficit):							
	0.00	394,780.44	11,254.86	1,301,374.67	-1,087,219.63	-180,625.40	45.75%
Fund: 515 - Stormwater Utility Fund Surplus (Deficit):							
	0.00	394,780.44	11,254.86	1,301,374.67	-1,087,219.63	-180,625.40	45.75%
Fund: 525 - Depreciation - WW							
Department: 0900 - Water							
Expense							
E62 - Intergovernmental Tsfr	0.00	184,000.00	0.00	109,000.00	0.00	75,000.00	40.76%
Expense Total:	0.00	184,000.00	0.00	109,000.00	0.00	75,000.00	40.76%
Department: 0900 - Water Total:							
	0.00	184,000.00	0.00	109,000.00	0.00	75,000.00	40.76%
Fund: 525 - Depreciation - WW							
Department: 0950 - Wastewater							
Revenue							
R62 - Intergovernmental Tsfrs	491,150.00	491,150.00	47,599.32	438,224.88	0.00	-52,925.12	10.78%
Revenue Surplus (Deficit):	491,150.00	491,150.00	47,599.32	438,224.88	0.00	-52,925.12	10.78%
Expense							
E62 - Intergovernmental Tsfr	0.00	42,000.00	0.00	0.00	0.00	42,000.00	100.00%
Expense Total:	0.00	42,000.00	0.00	0.00	0.00	42,000.00	100.00%
Department: 0950 - Wastewater Surplus (Deficit):							
	491,150.00	449,150.00	47,599.32	438,224.88	0.00	-10,925.12	2.43%
Fund: 525 - Depreciation - WW Surplus (Deficit):							
	491,150.00	265,150.00	47,599.32	329,224.88	0.00	64,074.88	-24.17%
Fund: 550 - Impact - Water							
Department: 0900 - Water							
Revenue							
R20 - Licenses Permits & Fees	35,000.00	35,000.00	11,248.00	49,792.00	0.00	14,792.00	-42.26%
Revenue Surplus (Deficit):	35,000.00	35,000.00	11,248.00	49,792.00	0.00	14,792.00	-42.26%
Department: 0900 - Water Surplus (Deficit):							
	35,000.00	35,000.00	11,248.00	49,792.00	0.00	14,792.00	-42.26%
Fund: 550 - Impact - Water Surplus (Deficit):							
	35,000.00	35,000.00	11,248.00	49,792.00	0.00	14,792.00	-42.26%

Budget Report

For Fiscal: 2024 Period Ending: 10/31/2024

Category	Original Total Budget	Current Total Budget	Period Activity	Fiscal Activity	Encumbrances	Variance Favorable (Unfavorable)	Percent Remaining
Fund: 555 - Impact - WW							
Department: 0950 - Wastewater							
Revenue							
R20 - Licenses Permits & Fees	50,000.00	50,000.00	10,500.00	57,850.00	0.00	7,850.00	-15.70%
	50,000.00	50,000.00	10,500.00	57,850.00	0.00	7,850.00	-15.70%
Revenue Surplus (Deficit):							
Expense							
E62 - Intergovernmental Tsfr	0.00	124,000.00	0.00	123,365.00	0.00	635.00	0.51%
	0.00	124,000.00	0.00	123,365.00	0.00	635.00	0.51%
Expense Total:							
Department: 0950 - Wastewater Surplus (Deficit):	50,000.00	-74,000.00	10,500.00	-65,515.00	0.00	8,485.00	11.47%
	50,000.00	-74,000.00	10,500.00	-65,515.00	0.00	8,485.00	11.47%
Fund: 555 - Impact - WW Surplus (Deficit):							
Fund: 604 - W/WW Ref Rev 2017 Bd Fr							
Department: 0000 - Administration							
Revenue							
R62 - Intergovernmental Tsfrs	50,000.00	50,000.00	19,521.36	195,213.60	0.00	145,213.60	-290.43%
R85 - Interest Revenue	2,000.00	2,000.00	133.66	615.16	0.00	-1,384.84	69.24%
	52,000.00	52,000.00	19,655.02	195,828.76	0.00	143,828.76	-276.59%
Revenue Surplus (Deficit):							
Expense							
E62 - Intergovernmental Tsfr	50,000.00	50,000.00	0.00	43,628.13	0.00	6,371.87	12.74%
E72 - Bond Expense	2,000.00	2,000.00	166.67	1,666.70	0.00	333.30	16.67%
	52,000.00	52,000.00	166.67	45,294.83	0.00	6,705.17	12.89%
Expense Total:							
Department: 0000 - Administration Surplus (Deficit):	0.00	0.00	19,488.35	150,533.93	0.00	150,533.93	0.00%
	0.00	0.00	19,488.35	150,533.93	0.00	150,533.93	0.00%
Fund: 604 - W/WW Ref Rev 2017 Bd Fr Surplus (Deficit):							
Fund: 606 - W/WW Ref Rev Bonds 2017 DSR							
Department: 0000 - Administration							
Revenue							
R85 - Interest Revenue	0.00	0.00	1,225.90	12,638.16	0.00	12,638.16	0.00%
	0.00	0.00	1,225.90	12,638.16	0.00	12,638.16	0.00%
Revenue Surplus (Deficit):							
Department: 0000 - Administration Surplus (Deficit):	0.00	0.00	1,225.90	12,638.16	0.00	12,638.16	0.00%
	0.00	0.00	1,225.90	12,638.16	0.00	12,638.16	0.00%
Fund: 606 - W/WW Ref Rev Bonds 2017 DSR Surplus (Deficit):							
Fund: 620 - 10/2023 Infrastructure Fee W/WW							
Department: 0900 - Water							
Expense							
E62 - Intergovernmental Tsfr	1,884,000.00	1,884,000.00	0.00	489,282.81	0.00	1,394,717.19	74.03%
	1,884,000.00	1,884,000.00	0.00	489,282.81	0.00	1,394,717.19	74.03%
Expense Total:							
Department: 0900 - Water Surplus (Deficit):	1,884,000.00	1,884,000.00	0.00	489,282.81	0.00	1,394,717.19	74.03%
	1,884,000.00	1,884,000.00	0.00	489,282.81	0.00	1,394,717.19	74.03%

Budget Report

Category

Department: 0950 - Wastewater

Revenue

R50 - Sale of Services

	Original Total Budget	Current Total Budget	Period Activity	Fiscal Activity	Encumbrances	Variance Favorable (Unfavorable)	Percent Remaining
	1,884,000.00	1,884,000.00	159,705.00	1,584,575.65	0.00	-299,424.35	15.89%
	1,884,000.00	1,884,000.00	159,705.00	1,584,575.65	0.00	-299,424.35	15.89%
Revenue Surplus (Deficit):							
	1,884,000.00	1,884,000.00	159,705.00	1,584,575.65	0.00	-299,424.35	15.89%
Department: 0950 - Wastewater Surplus (Deficit):							
	0.00	0.00	159,705.00	1,095,292.84	0.00	1,095,292.84	0.00%
Fund: 620 - 10/2023 Infrastructure Fee W/WW Surplus (Deficit):							
	-8,176,496.58	-8,088,796.72	783,173.95	7,956,143.98	-2,282,213.98	13,762,726.72	170.15%
Report Surplus (Deficit):							

Fund Summary

Fund	Original Total Budget	Current Total Budget	Period Activity	Fiscal Activity	Encumbrances	Variance Favorable (Unfavorable)
001 - General Fund	563.26	-517,115.08	132,574.18	976,611.51	-187,783.26	1,305,943.33
002 - Sales Tax Fund	0.00	0.00	-3,612.21	13,819.71	0.00	13,819.71
003 - Franchise Fees Fund	1,679.00	1,679.00	4,565.44	182,162.45	0.00	180,483.45
005 - Designated Tax Fund	0.00	0.00	-3,611.21	13,829.71	0.00	13,829.71
007 - Investment Account	-342,000.00	-835,000.00	0.00	-814,014.32	0.00	20,985.68
020 - Animal Control Donation	0.00	-4,000.00	-181.29	-1,262.88	0.00	2,737.12
030 - Act 1256 of 1995 Court	0.00	0.00	0.00	0.00	0.00	0.00
031 - Act 1809 of 2001 Court Aut	0.00	-25,000.00	-7,681.83	-26,920.53	-879.00	-2,799.53
045 - Park 1/8 SalesTax O & M	0.00	0.00	-451.90	1,723.71	0.00	1,723.71
051 - Act 833 of 1991 Fire	0.00	0.00	3,490.42	30,656.50	0.00	30,656.50
055 - Fire 3/8 SalesTax	0.00	0.00	-1,354.71	5,181.14	0.00	5,181.14
061 - Act 918 of 1983 Police	0.00	0.00	1,342.64	4,066.40	0.00	4,066.40
062 - Act 988 of 1991 Emerg Veh	0.00	0.00	619.60	6,824.82	0.00	6,824.82
068 - State Drug Control	0.00	-100.00	0.00	15,777.41	0.00	15,877.41
080 - Street Fund	-2,637,070.00	-1,671,231.08	-18,349.61	-1,048,470.17	-361,295.21	261,465.70
090 - Long Term Governmental C	0.00	0.00	3,000.00	6,744,976.54	0.00	6,744,976.54
110 - Special Redemp - 2016 Bon	30,000.00	30,000.00	0.00	31,735.83	0.00	1,735.83
113 - Debt Service Reserve Fund	0.00	0.00	0.00	0.00	0.00	0.00
114 - 2016 Bond Fund	0.00	0.00	0.00	0.00	0.00	0.00
165 - Long Term Governmental C	0.00	0.00	272,860.40	1,337,368.99	0.00	1,337,368.99
182 - 2023 Improvement Revenu	521,877.00	256,877.00	0.00	-577,439.09	0.00	-577,439.09
183 - 2023 Street Bond DSR	22,000.00	-13,000.00	0.00	-89,652.56	0.00	-346,529.56
185 - Street Bond 2016 DS	3,444.00	3,444.00	0.00	-10,198.57	0.00	2,801.43
186 - Street Bond 2016 DSR	10,000.00	10,000.00	52,829.76	-109,121.55	0.00	-112,565.55
188 - 2023 Improvement Fund	-6,675,000.00	-6,675,000.00	1,389.84	14,370.24	0.00	4,370.24
500 - Water Fund	20,420.58	85,145.29	0.00	-4,018,980.02	0.00	2,656,019.98
510 - Wastewater Fund	291,439.58	643,573.71	65,021.80	754,467.93	-230,399.17	438,923.47
515 - Stormwater Utility Fund	0.00	394,780.44	19,701.20	1,645,289.30	-414,637.71	587,077.88
525 - Depreciation - WW	491,150.00	265,150.00	11,254.86	1,301,374.67	-1,087,219.63	-180,625.40
550 - Impact - Water	35,000.00	35,000.00	47,599.32	329,224.88	0.00	64,074.88
555 - Impact - WW	50,000.00	-74,000.00	11,248.00	49,792.00	0.00	14,792.00
604 - W/WW Ref Rev 2017 Bd Fr	0.00	0.00	10,500.00	-65,515.00	0.00	8,485.00
606 - W/WW Ref Rev Bonds 201	0.00	0.00	19,488.35	150,533.93	0.00	150,533.93
620 - 10/2023 Infrastructure Fee W/	0.00	0.00	1,225.90	12,638.16	0.00	12,638.16
Report Surplus (Deficit):	-8,176,496.58	-8,088,796.72	783,173.95	7,956,143.98	-2,282,213.98	13,762,726.72

RESOLUTION NO. 2024 _____
A RESOLUTION PROVIDING FOR THE ADOPTION OF AN AMENDED BUDGET FOR THE CITY OF BRYANT
FOR THE TWELVE MONTH PERIOD BEGINNING JANUARY 1, 2024 AND ENDING DECEMBER 31, 2024

WHEREAS, the City of Bryant, Arkansas adopted a budget for The City of Bryant on December 19, 2023, recorded as Resolution 2023-XX, and

WHEREAS, the City of Bryant, Arkansas, desires to amend said Budget for Fiscal Year 2024 as attached.

NOW, THEREFORE, BE IT RESOLVED BY THE CITY COUNCIL OF BRYANT, ARKANSAS THAT:

Section This resolution (with attachment) shall be known as the amended budget resolution for the City of Bryant, Arkansas, for the twelve (12) month period beginning January 1, 2024 and ending December 31, 2024.

• General Fund	115,175.21
• 007 InvestmentFund 003	10,000.00
• 31 Court Fund	7,500.00
• 182 Bond 2023 Fund	222,000.00
• 188 Bond 2023 Construction Fund	(2,000,000.00)
• Street Fund	0.00
• Utility Fund WW	251,750.00
• Stormwater Fund	(10,000.00)

Section The amended city budget for the calendar year 2024 is hereby amended and adopted to read as attached.
2.

PASSED AND APPROVED this 19th day of November, 2024.

APPROVED:

Chris Treat, Mayor

ATTEST:

Mark Smith, City Clerk

Account	Amount	Description
001-0100-5300	6,000.00	Office Supplies increase covered by Dues and Subscriptions decrease
001-0100-5480	-6,000.00	Office Supplies increase covered by Dues and Subscriptions decrease
001-0120-5225	1,000.00	Vehicle insurance increase covered by Cell phone decrease
001-0120-5116	-1,000.00	Vehicle insurance increase covered by Cell phone decrease
001-0200-5210	4,000.00	Vehicle Repair covered by salary savings
001-0200-5593	3,500.00	
001-0200-5000	-7,500.00	
001-0430-4534	-4,800.00	Parks increase in Revenues for Programs to offset expenses
001-0430-5308	5,000.00	Bishop Concession supplies
001-0430-5460	3,000.00	BASS Program Expense
001-0430-5461	1,800.00	Aquatic Program Expense
001-0430-5104	-5,000.00	Balancing Overage in concession supplies
001-0510-5323	15,277.42	Exercise Equip for Fire/Police at 312 Roya \$10K donated
001-0600-5617	15,277.42	Exercise Equip for Fire/Police at 312 Roya \$10K donated
001-0600-4600	-28,000.00	Offset Crystal checking on split into 4600/4900 \$10K and \$18K vehicle?
001-0630-5306	-250.00	
5120's for Property insurance increases?		
007-0100-5626	10,000.00	Investment Transfer increase from Gains offset against 515 Storm
031-0300-5810	7,500.00	
080-0800-4600	-152,400.00	Hillfarm School Reimbursement
080-0800-5586	152,400.00	Hillfarm School Reimbursement offset to Prof Services
080-0140-5116	1,500.00	
080-0140-5040	-1,500.00	
080-0800-5218	12,000.00	
080-0800-5323	-12,000.00	
182-0800-5850	222,000.00	2023 Bond interest
188-0800-5900	-2,000,000.00	Reducing 2023 Parkway not going to finish it out this year carryover \$1.7 to 2025
510-0950-5586	251,750.00	Westpoint plus Task Order #22 Engineering contract split 4 ways
515-0140-4623	-10,000.00	Investment Transfer increase from Gains offset against 007



City of Bryant, AR
Budget Adjustment Request Form

Account Number	Adjustment Amount	Act Name/Description	Budget	Amended Budget
001-0100-5300	6,000.00	Reclass from Dues to cover increase in office supplies	4,500.00	10,500.00
001-0100-5480	-6,000.00	Reclass from Dues to cover increase in office supplies	73,041.00	67,041.00
				0.00
				0.00
				0.00
182-0800-5850	222,000.00	2023 Bond interest	300,000.00	522,000.00
188-0800-5900	-2,000,000.00	Reducing 2023 Bond to spend down in 2025	6,675,000.00	4,675,000.00
007-0100-5626	10,000.00	Investment Transfer offset in 515	835,000.00	845,000.00
515-0140-4623	-10,000.00	investment Transfer offset in 007	-835,000.00	-845,000.00
510-0950-5586	236,500.00	Westpoint	180,357.30	416,857.30

* Revenue Account Numbers start with 4XXX for the last four digits, negative numbers increase revenues and offset expense increases

* Expense Account Numbers start with 5XXX for the last four digits, positive numbers increase expenses and negative numbers decrease expenses

Council adopts the budget by category by department by fund so any budget adjustments that cross categories, depts or funds must be brought to Council.

Reason/Justification for the Adjustment: (Attach any supporting documents) -The Finance Director is requesting the adjustments for Admin Office supplies reclass, the Investment Account 007 gains to be transferred to Stormwater, the 182 Bond interest adjustment and the reduction of the 2023 Bond Construction amount to finish out hopefully in 2025 instead. Finance is also requesting the adjustment for the Westpoint issues. This project came out of multiple mayors administrations and although it took place in the Wastewater budget line it was not administrated over by the Public Works Director but rather by multiple mayors.

Adj Requested by: Joy Black Title Finance Director Dept Multi
Date Requested: 10/14/24

Dept Head Signature: _____

Approved By: _____

If Council circle here and add Resolution # _____



City of Bryant, AR
Budget Adjustment Request Form

Account Number	Adjustment Amount	Act Name/Description	Original Budget	Amended Budget
031-0300-5608	\$6000.00	Softwar Renewals---act 1809 Automation Fund	61,000.00	66,000.00

* Revenue Account Numbers start with 4XXX for the last four digits, negative numbers increase revenues and offset expense increases

* Expense Account Numbers start with 5XXX for the last four digits, positive numbers increase expenses and negative numbers decrease expenses

Council adopts the budget by category by department by fund so any budget adjustments that cross categories, depts or funds must be brought to Council.

Reason/Justification for the Adjustment: (Attach any supporting documents)

Installing a wheel chair accessible entrance with electric.

Adj Requested by: Lindsey Dinwiddie Title District Court Clerk

Dept Court

Date Requested: 10/31/24

Dept Head Signature: _____

Lindsey Dinwiddie

Approved By: _____

[Signature]

Council
Agenda?

No Yes

Resolution # _____



City of Bryant, AR
Budget Adjustment Request Form

Account Number	Adjustment Amount	Act Name/Description	Original Budget	Amended Budget
001-0430-5308	\$5000	Concession Supplies	\$48,000	\$53,000
001-0430-5104	-\$5000	Balancing overage in concession supplies	\$75,000	\$70,000
001-0430-5460	\$3000	BASS Program Expense	\$9000	\$12,000
001-0430-5461	\$1800	Aquatic Program Expense	\$6500	\$8300
001-0430-4534	-\$4800	Increase in Revenues for Programs to offset expenses	-\$12,000	-\$16,800

* Revenue Account Numbers start with 4XXX for the last four digits, negative numbers increase revenues and offset expense increases

* Expense Account Numbers start with 5XXX for the last four digits, positive numbers increase expenses and negative numbers decrease expenses

Council adopts the budget by category by department by fund so any budget adjustments that cross categories, depts or funds must be brought to Council.

Reason/Justification for the Adjustment: (Attach any supporting documents)

Adj Requested by: Keith Cox Title Director Dept Parks
Date Requested: _____

Dept Head Signature: _____

Approved By: _____

Council Agenda? No Yes Resolution # _____



City of Bryant, AR
Budget Adjustment Request Form

Account Number	Adjustment Amount	Act Name/Description	Original Budget	Amended Budget
001-0510-5323	\$15,277.42	Workout Equipment		
001-0600-5617	\$15,277.42			

* Revenue Account Numbers start with 4XXX for the last four digits, negative numbers increase revenues and offset expense increases

* Expense Account Numbers start with 5XXX for the last four digits, positive numbers increase expenses and negative numbers decrease expenses

Council adopts the budget by category by department by fund so any budget adjustments that cross categories, depts or funds must be brought to Council.

Reason/Justification for the Adjustment: (Attach any supporting documents)

For the purpose of updating workout equipment. Accompanied by a \$10,000 donation from Arvest Bank

Adj Requested by: _____ Title _____ Dept Fire/Police
Date Requested: 10/31/2024

Dept Head Signature: _____

Approved By: _____

Council No Yes Resolution # _____
Agenda?



REQUISITION

Requisition #: 2024005261

Date: 10/22/2024

Vendor #: 0717

ISSUED TO: Your Total Fitness Shop, Inc.
2418 N Gregg Ave
Suite 12
Fayetteville, AR 72703-

SHIP TO: City of Bryant
Attn: Fire Headquarters
312 Roya Lane
Bryant, AR 72022

ITEM	UNITS DESCRIPTION	PROJECT #	PRICE GL ACCOUNT NUMBER	AMOUNT
1	1 (QA)Your Total Fitness-workout equipme	13,904.36	001-0510-5323	15,277.42
2	1 (QA)Your Total Fitness-workout equipme	13,904.36	001-0600-5617	15,277.41
PO Description: (QA)Your Total Fitness-workout equipment for PS				
Detailed Description: (QA) Your Total Fitness Shop - workout equipment for the Public Safety Bldg. Split between Fire \$15,277.42 and Police \$15,277.41. Second quote from Push-Pedal-Pull. Both quotes attached.				

Authorized By: _____

SUBTOTAL:	27,808.72
TOTAL TAX:	2,746.11
SHIPPING:	0.00
TOTAL	30,554.83



REQUISITION

Requisition #: 2024005261

Date: 10/22/2024

Vendor #: 0717

ISSUED TO: Your Total Fitness Shop, Inc.
2418 N Gregg Ave
Suite 12
Fayetteville, AR 72703-

SHIP TO: City of Bryant
Attn: Fire Headquarters
312 Roy Lane
Bryant, AR 72022

ITEM	UNITS DESCRIPTION	PROJECT #	PRICE GL ACCOUNT NUMBER	AMOUNT
1	1 (QA)Your Total Fitness-workout equipme	13,904.36	001-0510-5323	15,277.42
2	1 (QA)Your Total Fitness-workout equipme	13,904.36	001-0600-5617	15,277.41
PO Description: (QA)Your Total Fitness-workout equipment for PS				
Detailed Description: (QA) Your Total Fitness Shop - workout equipment for the Public Safety Bldg. Split between Fire \$15,277.42 and Police \$15,277.41. Second quote from Push-Pedal-Pull. Both quotes attached.				

Authorized By: _____

SUBTOTAL:	27,808.72
TOTAL TAX:	2,746.11
SHIPPING:	0.00
TOTAL	30,554.83



PUSH PEDAL PULL

the exercise equipment experts

PUSH PEDAL PULL

ATTN: MANAGER (918) 493-5977

9934 S. Riverside Pkwy

Tulsa OK 74137

Cell / Text: (918) 557-0041

rschoolfield@pushpedalpull.com

Purchase Recommendation

Page 1 of 3

Prepared by: Ryan Schoolfield

Quote Date	Quote #
07/31/2024	114284

Billing Address	Shipping Address
City of Bryant Fire Department Jason/731-435-0056 312 Roya Lane Bryant AR 72022	City of Bryant Fire Department Jason/731-435-0056 312 Roya Lane Bryant AR 72022

Account No.	Customer Email
190016194 City of Bryant Fire Department	fireratt35@yahoo.com

Item #	MFR	MODEL	Description	Color	Qty	MSRP	Price	Extended
74564	SPIRIT FIT...	850840	*NEW CT850 TREADMILL		2	5,599.99	3,285.71	6,571.42
25047	TKO STRE...	820TR	24" TRICEPS ROPE		2	22.00	15.71	31.42
74551	TKO STRE...	820TPD	TRICEPS FULL EXT. CHROME BAR		1	50.00	35.71	35.71
20301	TKO STRE...	820TS	17" CHROME CABLE BAR W/ POLYURETHANE		1	44.00	31.43	31.43
20096	TKO STRE...	820TCB	28" CHROME CURL BAR W/ POLYURETHANE		1	78.00	55.71	55.71
50218	TKO STRE...	820TAL-38	38" CHROME PRO LAT BAR W/POLYURETHANE		1	124.00	88.57	88.57
25050	TKO STRE...	820TMP	MULTI EXERCISE CHROME BAR		1	90.00	64.29	64.29
50213	Maximum A...	WG007	WIDE GRIP		1	100.00	100.00	100.00
50211	Maximum A...	CS003	CLOSE GRIP SUPINATE		1	100.00	85.64	85.64
21125	TKO STRE...	760GHD	GLUTE HAM DEVELOPER BLACK		1	1,750.00	1,135.71	1,135.71
2403	In-Flight Pro...	CT-MECS	MULTI PRONE LEG EXT/CURL W/SHROUDS		1	3,780.00	2,427.14	2,427.14
20754	TKO STRE...	860FB-B	FLAT BENCH		1	370.00	232.88	232.88
20059	TKO STRE...	874MA	COMMERCIAL MULTI ANGLE BENCH 11		2	830.00	513.70	1,027.40
50227	BODYKORE	MX1162-B	UNIVERSAL TRAINER (BLACK)		2	6,499.00	4,642.14	9,284.28
50619	BODYKORE	MX1191	UNIVERSAL ACCESSORY STAND		2	480.00	342.86	685.72

Standard Terms and Conditions:

1) 50% deposit and signed P.O. with order. Balance due before delivery.

Send Payment To:

2306 W 41st St.

Sioux Falls, SD 57105

2) Additional delivery fees may apply for additional trips.

3) Prices are subject to change 14 days after the quote date.

4) There will be a 2% monthly service charge on all overdue accounts. Buyer is also responsible for any collection and/or legal fees involved in collecting past due accounts.

5) The quote is computed to be performed during regular business hours. Any special request by the buyer necessary to complete work will be paid by the buyer.

6) Clerical errors are subject to correction.

7) Buyer agrees to promptly file claim for all goods damaged in transit.

8) We have a 30-day limited exchange policy with the exception of damaged or defective goods. This policy excludes exchanges on special orders and accessories. Merchandise must be in "like new" condition.

9) There will be a 20% restocking fee on merchandise cancellations or returns. Delivery, Set-Up and Freight will not be refunded.

Subtotal \$: 31,708.40

Sales Tax \$: 0.00

Total \$: 31,708.40

Acceptance of Proposal:

These prices, specifications, and conditions are satisfactory and are hereby accepted. I am authorized to order the equipment listed with full understanding of the payment terms.

A 3% fee will be assessed on all credit card payments.

Date:

Authorized Signature:

P.O. Number:

Print Signature:

Purchase Recommendation

Page 2 of 3

PUSH PEDAL PULL
ATTN: MANAGER (918) 493-5977
9934 S. Riverside Pkwy
Tulsa OK 74137

Prepared by: Ryan Schoolfield

rschoolfield@pushpedalpull.com

Quote Date	Quote #
07/31/2024	114284

Billing Address	Shipping Address
City of Bryant Fire Department Jason/731-435-0056 312 Roya Lane Bryant AR 72022	City of Bryant Fire Department Jason/731-435-0056 312 Roya Lane Bryant AR 72022

Item #	MFR	MODEL	Description	Color	Qty	MSRP	Price	Extended
29314	BODYKORE	WE	WEIGHT EXTENDER PIN		4	80.00	57.14	228.56
74411	TKO STRE...	802BP-45	45 LB. BUMPER PLATE		4	99.00	67.81	271.24
74410	TKO STRE...	802BP-35	35 LB. BUMPER PLATE		4	77.00	52.74	210.96
74409	TKO STRE...	802BP-25	25 LB. BUMPER PLATE		4	55.00	37.67	150.68
74407	TKO STRE...	802BP-10	10 LB. BUMPER PLATE		4	36.00	24.66	98.64
74334	TKO STRE...	803OR-25	25LB. RUBBER DUAL OLYMPIC GRIP PLATE		4	60.00	41.10	164.40
74333	TKO STRE...	803OR-10	10LB. RUBBER DUAL OLYMPIC GRIP PLATE		4	24.00	16.44	65.76
74332	TKO STRE...	803OR-5	5LB. RUBBER DUAL OLYMPIC GRIP PLATE		8	12.00	8.22	65.76
78841	SOLID BAR	PE46ZSDR	MIDWEST POWER BAR - BLACK		1	360.00	260.27	260.27
25905	LOCK-JAW	PR2-MB	PRO 2 COLLAR WITH MAGNETS PAIR BLACK		1	52.00	37.14	37.14
76432	UNIFIED FI...	FM-3277	FIGHT MONKEY COMM'L SPEED BAG PLATFORM *CUSTOMER TO MOUNT TO WALL		1	500.00	333.33	333.33
74430	UNIFIED FI...	FM-3855	FIGHT MONKEY PRO SERIES LEATHER SPEED BAG 10"		1	52.00	34.67	34.67
20116	TKO STRE...	891HDR	3-TIER MEGA RACK HOLDS 5-100# DUMBBELLS		1	1,730.00	1,046.67	1,046.67
74330	TKO STRE...	814TXR-A...	5-50LB. TRIGRIP RUBBER DUMBBELL SET		1	1,375.00	916.67	916.67
74467	TKO STRE...	814TXR-B...	55-100LB. TRIGRIP RUBBER		1	3,875.00	2,583.33	2,583.33

Purchase Recommendation

Page 3 of 3

PUSH PEDAL PULL
ATTN MANAGER (918) 493-5977
9934 S. Riverside Pkwy
Tulsa OK 74137

Prepared by: Ryan Schoolfield

rschoolfield@pushpedalpull.com

Quote Date	Quote #
07/31/2024	114284

Billing Address	Shipping Address
City of Bryant Fire Department Jason/731-435-0056 312 Roya Lane Bryant AR 72022	City of Bryant Fire Department Jason/731-435-0056 312 Roya Lane Bryant AR 72022

Item #	MFR	MODEL	Description	Color	Qty	MSRP	Price	Extended
9901		FC	DUMBBELL SET FREIGHT COMMERCIAL *ESTIMATED		1		2,513.00	2,513.00
9977		DEL	DELIVERY ONLY NO ASSEMBLY/INSTALL		1		870.00	870.00

Request for Taxpayer Identification Number and Certification

Give Form to the
requester. Do not
send to the IRS.

► Go to www.irs.gov/FormW9 for instructions and the latest information.

1 Name (as shown on your income tax return). Name is required on this line; do not leave this line blank.

Your Total Fitness Shop, Inc.

2 Business name/disregarded entity name, if different from above

3 Check appropriate box for federal tax classification of the person whose name is entered on line 1. Check only one of the following seven boxes.

☐ Individual/sole proprietor or single-member LLC ☐ C Corporation ☒ S Corporation ☐ Partnership ☐ Trust/estate

☐ Limited liability company. Enter the tax classification (C=C corporation, S=S corporation, P=Partnership) ►

Note: Check the appropriate box in the line above for the tax classification of the single-member owner. Do not check LLC if the LLC is classified as a single-member LLC that is disregarded from the owner unless the owner of the LLC is another LLC that is not disregarded from the owner for U.S. federal tax purposes. Otherwise, a single-member LLC that is disregarded from the owner should check the appropriate box for the tax classification of its owner.

☐ Other (see instructions) ►

4 Exemptions (codes apply only to certain entities, not individuals; see instructions on page 3):

Exempt payee code (if any) _____

Exemption from FATCA reporting code (if any) _____

(Applies to accounts maintained outside the U.S.)

5 Address (number, street, and apt. or suite no.) See instructions.

2418 N Gregg Ave., Suite 12

6 City, state, and ZIP code

Fayetteville, AR 72703

7 List account number(s) here (optional)

Requester's name and address (optional)

Print or type.
See Specific Instructions on page 3.

Part I Taxpayer Identification Number (TIN)

Enter your TIN in the appropriate box. The TIN provided must match the name given on line 1 to avoid backup withholding. For individuals, this is generally your social security number (SSN). However, for a resident alien, sole proprietor, or disregarded entity, see the Instructions for Part I, later. For other entities, it is your employer identification number (EIN). If you do not have a number, see *How to get a TIN*, later.

Note: If the account is in more than one name, see the instructions for line 1. Also see *What Name and Number To Give the Requester* for guidelines on whose number to enter.

Social security number

____ - ____ - ____

or

Employer identification number

6 2 - 1 7 1 2 5 1 8

Part II Certification

Under penalties of perjury, I certify that:

1. The number shown on this form is my correct taxpayer identification number (or I am waiting for a number to be issued to me); and
2. I am not subject to backup withholding because: (a) I am exempt from backup withholding, or (b) I have not been notified by the Internal Revenue Service (IRS) that I am subject to backup withholding as a result of a failure to report all interest or dividends, or (c) the IRS has notified me that I am no longer subject to backup withholding; and
3. I am a U.S. citizen or other U.S. person (defined below); and
4. The FATCA code(s) entered on this form (if any) indicating that I am exempt from FATCA reporting is correct.

Certification instructions. You must cross out item 2 above if you have been notified by the IRS that you are currently subject to backup withholding because you have failed to report all interest and dividends on your tax return. For real estate transactions, item 2 does not apply. For mortgage interest paid, acquisition or abandonment of secured property, cancellation of debt, contributions to an individual retirement arrangement (IRA), and generally, payments other than interest and dividends, you are not required to sign the certification, but you must provide your correct TIN. See the instructions for Part II, later.

Sign
Here

Signature of
U.S. person ►

Date ► **1/1/2024**

General Instructions

Section references are to the Internal Revenue Code unless otherwise noted.

Future developments. For the latest information about developments related to Form W-9 and its instructions, such as legislation enacted after they were published, go to www.irs.gov/FormW9.

Purpose of Form

An individual or entity (Form W-9 requester) who is required to file an information return with the IRS must obtain your correct taxpayer identification number (TIN) which may be your social security number (SSN), individual taxpayer identification number (ITIN), adoption taxpayer identification number (ATIN), or employer identification number (EIN), to report on an information return the amount paid to you, or other amount reportable on an information return. Examples of information returns include, but are not limited to, the following.

- Form 1099-INT (interest earned or paid)

- Form 1099-DIV (dividends, including those from stocks or mutual funds)
- Form 1099-MISC (various types of income, prizes, awards, or gross proceeds)
- Form 1099-B (stock or mutual fund sales and certain other transactions by brokers)
- Form 1099-S (proceeds from real estate transactions)
- Form 1099-K (merchant card and third party network transactions)
- Form 1098 (home mortgage interest), 1098-E (student loan interest), 1098-T (tuition)
- Form 1099-C (canceled debt)
- Form 1099-A (acquisition or abandonment of secured property)

Use Form W-9 only if you are a U.S. person (including a resident alien), to provide your correct TIN.

If you do not return Form W-9 to the requester with a TIN, you might be subject to backup withholding. See *What is backup withholding*, later.

Your Total Fitness Shop, Inc.

2418 North Gregg
Suite 12
Fayetteville, AR, 72703

Date	Estimate #
9/12/2024	5230

Name / Address
C Bryant Fire Dept 312 Roya Ln Bryant, AR 72022

				Project
Item	Description	Qty	Cost	Total
CT850	Spirit CT850 Treadmill	2	5,599.00	11,198.00T
TR20	Tricep Rope	2	29.99	59.98T
GTVB-SR	VTX Tricep Pressdown V Bar w/Rubber grips	1	45.99	45.99T
MB022RG	BS Revolving Straight Bar W/Rubber Grips	1	41.99	41.99T
MB148RG	BS Multi-Grip Lat Bar W/Rubber Grips	1	73.99	73.99T
MB503RG	BS Multi-Exercise Bar W/Rubber Grips	1	47.99	47.99T
EQUIPMENT	MAX Advantage Grip - Wide Grip	1	74.95	74.95T
EQUIPMENT	MAX Advantage Grip - Close Grip Supinate	1	59.95	59.95T
SGH500	Body Solid Glute Ham Machine (ghd) Black Finish	1	795.00	795.00T
CT-MECS	Inflight Fitness Multi-Prone Leg Extension/Leg Curl with 1X 200lbs Weight Stack & Shrouds	1	3,780.00	3,780.00T
SFB125	Body Solid SFB125 Commercial Flat Bench	1	350.00	350.00T
SF1000	True FORCE Flat/Incline Bench	1	799.00	799.00T
MX1162-B	Bodykore Universal Trainer Black	2	6,499.00	12,998.00T
MX1191	Bodykore Universal Trainer Storage Rack	2	480.00	960.00T
MX1170	Bodykore Weight Extender Pin	4	80.00	320.00T
WRLLB-45	Wright Econ Bumper Plate 45lbs (3YR warranty)	4	89.99	359.96T
WRLLB-35	Wright Econ Bumper Plate 35lbs (3yr warranty)	4	69.99	279.96T
WRLLB-25	Wright Econ Bumper Plate 25lbs (3yr warranty)	4	49.99	199.96T
WRLLB-10	Wright Econ Bumper Plate 10lbs (180 day warranty)	4	29.99	119.96T
GP-025R	USA Rubber Grip Plate 25LBS (90 Day Warranty)	4	56.99	227.96T
GP-010R	USA Rubber Grip Plate 10lbs (90 Day Warranty)	4	22.99	91.96T
GP-005R	USA Rubber Grip Plate 5LBS NO GRIPS (90 Day Warranty)	8	11.99	95.92T
			Total	

Customer Signature

Phone # 479 521-3481

Fax # 479 521-8244

nathan@ytfs.com

www.ytfs.com

Your Total Fitness Shop, Inc.

2418 North Gregg
Suite 12
Fayetteville, AR, 72703

Date	Estimate #
9/12/2024	5230

Name / Address
C Bryant Fire Dept 312 Roya Ln Bryant, AR 72022

				Project
Item	Description	Qty	Cost	Total
gob-1800	Troy Barbell GOB-1800	1	315.00	315.00T
PR2-MB-BLK	Lock-Jaw Pro 2 w/Magnet Barbell Collar – Black/Red (Pair)	1	88.00	88.00T
4264	Everlast Adjustable Speed Bag Platform	1	124.99	124.99T
P00002722	Everlast Powerlock Speed Bag Medium	1	44.99	44.99T
TDR-3	VTX Horizontal Dumbbell Rack-3 Tier	1	571.46	571.46T
HD-005-050R	USA/Troy 6 Sided Rubber Hex Dumbbell 5-50 lb set (5lb increments)	1	1,095.76	1,095.76T
HD-055-100R	USA/TROY 6 Sided Rubber Hex Dumbbells 55-100lbs	1	3,088.00	3,088.00T
EDiscount	Total Purchases w/o Tax			38,308.72
Freight, Delivery, Set-up	Discount on Items Purchased.		-10,500.00	-10,500.00
	Freight, Delivery, Installation & Set-up (\$4000 Value) - FREE		0.00	0.00T
	YTFS will deliver and install all equipment for free as part of this package			
	Sales Tax		2,746.11	2,746.11
Estimate valid for 60 days, afterwards prices are subject to change.				Total \$30,554.83

Customer Signature _____

Phone # 479 521-3481

Fax # 479 521-8244

nathan@ytfs.com

www.ytfs.com



City of Bryant, AR
Budget Adjustment Request Form

Account Number	Adjustment Amount	Act Name/Description	Original Budget	Amended Budget
001-0600-5808	\$54,000	Purchase unmade Chevy Tahoe for PD	\$0	\$54,000

* Revenue Account Numbers start with 4XXX for the last four digits, negative numbers increase revenues and offset expense increases

* Expense Account Numbers start with 5XXX for the last four digits, positive numbers increase expenses and negative numbers decrease expenses

Council adopts the budget by category by department by fund so any budget adjustments that cross categories, depts or funds must be brought to Council.

Reason/Justification for the Adjustment: (Attach any supporting documents)

Vehicles & equipment previously approved by Council were sold via Gov Deals (total: \$54,000+). Those funds were placed in 001-600-4900 & 4600. The vehicle will be purchased locally from Everett Chevrolet (budget neutral).

Adj Requested by: Carl M. Minden Title Chief of Police

Dept PD

Date Requested: 11-06-2024

Dept Head Signature: *Carl M. Minden*

Approved By: _____

Council
Agenda? No Yes

Resolution # _____

EVERETT CHEVROLET

19236 I-30 • Benton, Arkansas 72019
phone: 501.315.2500

Customer's Birthdate

Customer's Birthdate

Salesman's Name

Salesman's #

PLEASE ENTER MY ORDER FOR THE FOLLOWING: ☐ CAR ☒ TRUCK ☐ VAN

☒ NEW ☐ USED

YEAR 2024

MAKE Chevrolet

SERIES Tahoe

BODY TYPE SUV

COLOR Ebony Gray

STOCK NO. PR332063

CYLS 8

MILES 7

SERIAL NO. 1GNFKMKD2R332063

CASH DELIVERED PRICE OF UNIT \$53,440.00
SERVICE & HANDLING FEE 129.00

A service and handling fee is not an official fee. A service and handling fee is not required by law but may be charged to the customer for performing services and handling documents relating to the closing of a sale or lease. The service and handling fee may result in profit to the dealer. The service and handling fee does not include payment for the preparation of legal documents. This notice is required by law.

I acknowledge receipt of the written statement explaining my rights and obligations under the Arkansas Motor Vehicle Quality Assurance Act.

sign here:

1) TOTAL PRICE OF UNIT \$53,569.00
2) DOWN PAYMENT: \$0.00

REBATE	\$0.00
CASH	\$0.00
NET TRADE-IN	\$0.00
TERM	

3) UNPAID CASH BALANCE DUE ON DELIVERY \$53,569.00
(DIFFERENCE BETWEEN ITEMS 1 & 2)

CUSTOMER represents and warrants that the trade-in vehicle does not nor has it ever had a certificate of title showing any of the following designations: "DAMAGED", "SALVAGED", "WATER DAMAGED", "RECONSTRUCTED", "REBUILT", or any similar designation. CUSTOMER further agrees that in the event an abstract of the trade-in certificate of title reflects one of the above designations, the CUSTOMER will reimburse Everett Chevrolet for any loss Everett Chevrolet may sustain as a result of such designation.

SIGNATURE

CUSTOMER agrees that the payoff amount on the customer's trade-in has been supplied by the CUSTOMER or by a finance company or bank and that Everett Chevrolet is relying on that amount in making this transaction. In the event the payoff is incorrect, Everett Chevrolet will reimburse any amount due CUSTOMER and CUSTOMER will reimburse Everett Chevrolet any amount Everett Chevrolet is required to pay above the represented payoff. Overallowance on trade-in is included in vehicle selling price in the amount of:

SIGNATURE

ALL DEALS SUBJECT TO FINANCE APPROVAL UPON COMPLETION OF CHECKING MY CREDIT BY THE FINANCE COMPANY OR BANK. I AGREE TO RETURN THIS VEHICLE TO EVERETT CHEVROLET, IF FOR ANY REASON MY CREDIT IS DENIED.

SIGNATURE

MANAGER

USED CAR TRADE-IN AND/OR OTHER CREDITS

MAKE OF TRADE-IN

MODEL

COLOR

CYLS

YEAR

MILES

BODY

SERIAL NO.

BALANCE OWED TO:

ADDRESS

USED TRADE-IN ALLOWANCE \$

BALANCE OWED ON TRADE-IN \$

NET ALLOWANCE ON USED TRADE-IN \$

2nd USED CAR TRADE-IN AND/OR OTHER

MAKE OF TRADE-IN

MODEL

COLOR

CYLS

YEAR

MILES

BODY

SERIAL NO.

BALANCE OWED TO:

ADDRESS

USED TRADE-IN ALLOWANCE \$

BALANCE OWED ON TRADE-IN \$

NET ALLOWANCE ON USED TRADE-IN \$

INSURANCE CO.

AGENT

ADDRESS

PHONE

SALES TAX

CUSTOMER PAYS ALL TAXES ☐ ☐

CUSTOMER FINANCES TAXES ☐ ☐

EVERETT CHEVROLET PAYS TAXES ☐ ☐

SALES TAXES PAID ARE STATE TAX ONLY!

DOES NOT INCLUDE LOCAL TAXES OR REGISTRATION FEES.

SALES CONDITIONS

In compliance with the Federal law pertaining to the truth in lending, I hereby authorize Everett Chevrolet to check my credit and employment history and submit application to any bank of finance company authorized to do business in Arkansas. Buyer's rights to possession of the vehicle described herein is conditioned upon execution of a contract by Everett Chevrolet and Buyer and upon approval and acceptance of such contract by the provider of Buyer's financing. *APPLIES TO FINANCED PURCHASES ONLY!

SIGNATURE

Purchaser agrees that this Order includes all of the terms and conditions hereof, that this Order cancels and supersedes any prior agreement and as of the date hereof comprises the complete and exclusive statement of the terms of agreement relating to the subject matters covered hereby, and that THIS ORDER SHALL NOT BECOME BINDING UNTIL ACCEPTED BY DEALER OR HIS AUTHORIZED REPRESENTATIVE. Purchaser by his execution of this Order acknowledges that he/she has read its terms and conditions and has received a true copy of this Order.

PURCHASER'S SIGNATURE

DATE

ACCEPTED BY:

DEALER AUTHORIZED REPRESENTATIVE

PRIVACY NOTICE

In connection with your transaction, Everett Chevrolet may acquire information about you as described in this notice, which we handle as stated in this notice.

- We collect non-public information about you from the following sources:
 - Information we receive from you on applications or other forms;
 - Information about your transactions with us, our affiliates or others; and;
 - Information we receive from a consumer reporting agency.
- We may disclose all of the information we collect, as described above, to companies that perform marketing services on our behalf or to other financial institutions with whom we have joint marketing agreements. We may make such disclosures about you as a consumer, customer, or former customer.
- We may also disclose non-public personal information about you as a consumer, customer, or former customer, to non-affiliated third parties as permitted by law.
- We restrict access to non-public personal information about you to those employees who need to know that information to provide products or services to you. We maintain physical, electronic, and procedural safeguards that comply with federal regulations to guard your non-public personal information.

Thank you for taking time to read this notice.

May not be this ex vehicle

Budget Report

For Fiscal: 2024 Period Ending: 12/31/2024

	Original Total Budget	Current Total Budget	Period Activity	Fiscal Activity	Encumbrances	Variance Favorable (Unfavorable)	Percent Remaining
Communication Exp - Cellular	9,360.00	9,360.00	0.00	11,022.14	1,490.97	-3,153.11	-33.69 %
Insurance - Property	25,500.00	25,500.00	0.00	0.00	0.00	25,500.00	100.00 %
Sanitation	110,000.00	110,000.00	0.00	68,350.56	1,299.79	40,349.65	36.68 %
Supplies - B&G	1,500.00	1,500.00	0.00	4,473.03	0.00	-2,973.03	-198.20 %
Janitorial Supplies and Main	1,500.00	1,500.00	0.00	85.73	0.00	1,414.27	94.28 %
Tools	15,000.00	15,000.00	0.00	9,318.55	3,781.79	1,899.66	12.66 %
Category: E10 - Building & Grounds Exp Total:	747,168.00	750,843.00	0.00	510,710.67	6,957.90	233,174.43	31.06 %
Category: E20 - Vehicle Expense							
Fuel Expense	75,000.00	75,000.00	0.00	53,476.26	11,769.02	9,754.72	13.01 %
Service & Repair - Vehicle	100,000.00	106,800.00	0.00	71,580.78	1,282.87	33,936.35	31.78 %
Tire Expense	15,000.00	15,000.00	0.00	9,850.54	0.00	5,149.46	34.33 %
Insurance Expense - Vehicle	16,520.07	16,520.07	0.00	17,587.18	0.00	-1,067.11	-6.46 %
Equipment Rental	15,000.00	15,000.00	0.00	14,048.72	0.00	951.28	6.34 %
Category: E20 - Vehicle Expense Total:	221,520.07	228,320.07	0.00	166,543.48	13,051.89	48,724.70	21.34 %
Category: E30 - Supply Expense							
Supplies - Office	5,000.00	5,000.00	0.00	3,814.18	446.52	739.30	14.79 %
Supplies - Operating	320,000.00	371,779.98	0.00	279,693.96	32,781.31	59,304.71	15.95 %
Supplies - Chemicals	300,000.00	300,000.00	0.00	334,711.82	14,022.39	-48,734.21	-16.24 %
Supplies - Lab	60,000.00	60,000.00	0.00	36,931.31	761.78	22,306.91	37.18 %
Postage Expense	2,000.00	2,000.00	0.00	862.54	11.59	1,125.87	56.29 %
Category: E30 - Supply Expense Total:	687,000.00	738,779.98	0.00	656,013.81	48,023.59	34,742.58	4.70 %
Category: E40 - Operations Expense							
Credit Card Fees	60,000.00	60,000.00	0.00	56,632.42	12,500.00	-9,132.42	-15.22 %
Dues & Subscriptions	15,000.00	15,000.00	0.00	13,932.20	142.80	925.00	6.17 %
Safety Program	4,000.00	4,000.00	0.00	0.00	0.00	4,000.00	100.00 %
Service & Repair - I & I	0.00	0.00	0.00	968.54	0.00	-968.54	0.00 %
Category: E40 - Operations Expense Total:	79,000.00	79,000.00	0.00	71,533.16	12,642.80	-5,175.96	-6.55 %
Category: E55 - Professional Services							
Prof Services - Acctg & Audit	7,400.00	7,400.00	0.00	7,830.00	0.00	-430.00	-5.81 %
Prof Services - Advertising	2,000.00	2,000.00	0.00	1,003.96	94.20	901.84	45.09 %
Prof Services - Other	170,400.00	180,357.30	0.00	424,174.94	1,883.03	-245,700.67	-136.23 %
Prof Services - Printing	2,500.00	2,500.00	0.00	0.00	0.00	2,500.00	100.00 %
Category: E55 - Professional Services Total:	182,300.00	192,257.30	0.00	433,008.90	1,977.23	-242,728.83	-126.25 %
Category: E60 - Miscellaneous Expense							
Miscellaneous Expense	0.00	0.00	0.00	58.97	0.00	-58.97	0.00 %
Hardware - New & Renewals	8,000.00	8,000.00	0.00	1,090.55	317.16	6,592.29	82.40 %
Software - New & Renewals	70,240.00	70,240.00	0.00	20,731.25	35,000.00	14,508.75	20.66 %
Copiers & Maintenance	500.00	500.00	0.00	1,292.34	220.00	-1,012.34	-202.47 %
Category: E60 - Miscellaneous Expense Total:	78,740.00	78,740.00	0.00	23,173.11	35,537.16	20,029.73	25.44 %

RESOLUTION NO. 2021 - 26

**RESOLUTION REGARDING AN INVESTMENT POLICY FOR THE CITY OF
BRYANT**

WHEREAS, The City Council of the City of Bryant desires to adopt this attached Investment Policy.

**NOW THEREFORE, BE IT RESOLVED BY THE CITY COUNCIL OF THE CITY OF
BRYANT, ARKANSAS THAT:**

Section 1. The City Council of the City of Bryant hereby adopts the attached Investment Policy.


PASSED AND APPROVED this 28th day of September, 2021.

APPROVED:

A handwritten signature in black ink, appearing to read "Allen E. Scott", written over a horizontal line.

Allen E. Scott, Mayor

ATTEST:

A handwritten signature in black ink, appearing to read "Sue Ashcraft", written over a horizontal line.

Sue Ashcraft, City Clerk

1. **Safety** - safety of principal is the foremost objective of the investment program. Investments shall be undertaken in a manner that seeks to ensure the preservation of capital in the overall portfolio. The objective will be to mitigate credit risk and interest rate risk.

2. **Liquidity**- the investment portfolio shall remain sufficiently liquid

to meet all operating requirements that may be reasonably anticipated. This is accomplished by structuring the portfolio so that securities mature concurrent with cash needs to meet anticipated demands. Furthermore, since all possible cash demands cannot be anticipated, the portfolio should consist largely of securities with active secondary or resale markets. A portion of the portfolio also may be placed in money market mutual funds or local government investment pools which offer same-day liquidity for short-term funds.

3. **Yield** - the investment portfolio shall be designed with the objective of attaining a market rate of return throughout budgetary and economic cycles, considering the investment risk constraints and liquidity needs. Return on investment is of secondary importance compared to the safety and liquidity objectives described above. The core of investments are limited to relatively low risk securities in anticipation of earning a fair return relative to the risk being assumed. The City shall maximize interest yields while ensuring that the maturity dates coincide with projected expenditure requirements.

V. Standards of Care

I. Prudence

The standard of prudence to be used by investment officials shall be the "prudent person" standard and shall be applied in the context of managing an overall portfolio. Investment officers acting in accordance with written procedures, this investment policy, and with due diligence shall be relieved of personal responsibility for an individual security credit risk or market price changes.

The "prudent person" standard states that Investments shall be made with judgment and care, under circumstances then prevailing, which persons of prudence, discretion, and intelligence exercise in the management of their own affairs, not for speculation, but for

INVESTMENT POLICY

I. Governing Authority

The investment program shall be operated in conformance with Arkansas State Statutes and the Code of Ordinances. The City Treasurer is responsible for investing the unexpended cash in the City Treasury.

The authority governing investments for municipal governments is set forth in Arkansas State Code Title 19, Chapter 1, Subchapter 5 -Investment of Public Funds as amended by Act 619 of 2011. Further provisions for cities with real property assessed valuation in excess of \$300 million is set for in Arkansas State Statute § 19-1-505. Investment of City funds will be made only in compliance with Arkansas statutes.

An Investment Advisory Board to oversee and make recommendations regarding investment of the monies regulated by this policy is hereby created, and shall be comprised of the Mayor, the City Treasurer, and another individual within the Finance Department.

II. Purpose

The purpose of this policy is to provide guidelines for investment of operating and capital improvement funds to preserve the safety of principal, to maintain adequate cash flow, and to maximize interest earnings.

III. Scope

This policy applies to the investments of all monies held by the City that are not needed for the near-term payment of obligations. This policy does not apply to the investment of employee retirement or pension funds.

The City may consolidate cash balances from all operating funds to maximize investment earnings and to increase efficiencies with regard to investment pricing, safekeeping and administration. Investment income will be allocated to the various funds based on their respective participation and in accordance with generally accepted accounting principles.

IV. General Objectives

The primary objectives, in priority order, of investment activities shall be safety, liquidity, and yield.

investment, considering the probable safety of their capital as well as the probable income to be derived.

2. Ethics and Conflicts of Interest

The City Treasurer and other City elected officials and employees involved in the investment process shall refrain from personal business activities that could conflict with the proper execution and management of the investment program, or that could impair their ability to make impartial decisions. No elected official or City employee involved in the investment process shall have a direct or indirect financial interest with the broker or corporation with whom they are conducting business. Elected officials or City employees involved in the investment process shall disclose any personal financial interests that could be related to the performance of the City's investment portfolio. Elected officials or City employees involved in the investment process shall refrain from undertaking personal investment transactions with the same individual with whom business is conducted on behalf of the City.

3. Delegation of Authority

The City Treasurer may delegate authority for investment transactions to other City officials and employees. The Investment Advisory Board may also, by proper procurement procedures, contract for the services of an asset manager, and investment advisor, or other expert advisor(s) to invest all or a portion of City funds regulated by this policy.

The City Treasurer and her designees are authorized to: open and close accounts with financial institutions approved by the Depository Board in the name of the City; make wire transfers of funds for the City; make deposits of funds for the City; execute collateral, depository and investment agreements for the City; and take any other such actions needed to carry out their responsibilities for the depositing and investing of the City's funds as authorized by State Statutes and this policy.

VI. Authorized Financial Institutions and Brokers/Dealers

Security transactions on behalf of the City will be conducted only with financial institutions and broker/dealers who have been approved by the Depository Board and the Investment Advisory Board. A list of authorized financial institutions and broker/dealers will be maintained by the City

and provided to such asset manager or investment advisor on a mutually agreed upon basis. The financial institutions must be on the list of banks or banking institutions, maintained by the Arkansas Bank Commissioner, that are eligible to hold public funds. {Arkansas Code Annotated §19-8-107} Broker/dealers must meet or exceed the capital adequacy standards set by the Federal Reserve Bank of New York, and may include dealers or regional dealers that qualify under Securities and Exchange Commission (SEC) Rule 15C3-I (Uniform Net Capital Rule). In addition, a broker-dealer that conducts security transactions on behalf of the City and/or performs safekeeping duties related to those securities on behalf of the City shall:

- Have offices located in the state of Arkansas.
- Be registered with the Arkansas Securities Department.
- Be a member of Financial Industries Regulatory Agency (FINRA).
- Be a member of Securities Investor Protection Corporation (SIPC).

An annual review of the financial condition and registration of qualified financial institutions and broker/dealers will be conducted by the Investment Advisory Board.

VII. Safekeeping and Collateralization

1. Internal Controls

The Investment Advisory Board will review and make recommendations regarding internal control policies and procedures to ensure that the assets of the City are protected from loss, theft, or misuse. The internal control structure shall be designed to provide reasonable assurance that these objectives are met. Complete records of all investment transactions will be kept in the Office of the City Treasurer.

2. Delivery vs. Payment

All trades where applicable will be executed by delivery vs. payment (DVP) to ensure that securities are deposited in an eligible financial institution prior to the release of funds. Securities held by a third-party custodian shall be evidenced by safekeeping receipts. Bank certificates of deposit purchased from local banks shall be held in trust with the issuing bank.

3. Collateralization

Collateralization will be maintained as required by State law and procedures established by

the City Demand deposits, time deposits, and any other investments requiring collateralization shall be collateralized at a level of 102 percent of the market value of the principal and accrued interest, less the amount insured by the Federal Deposit Insurance Corporation.

VIII. Authorized Investments

- 1. The City will invest only in book entry securities.**
- 2. The City may invest in any instrument or security authorized for investment by Arkansas Code Annotated § 19-1-501, and further defined in § 19-1-505, or by the Local Government Joint Investment Trust Act, Arkansas Code Annotated § 19-8-301 et seq., as they may from time to time be amended.**
- 3. The shall not invest in derivative products, common stocks, or long-term bonds used for speculation.**

IX. Investment Parameters

1. Diversification

The investments shall be diversified by:

- limiting investment concentrations in securities from a specific issuer or business sector (excluding U.S. Treasury securities),
- limiting investment in securities that have higher credit risks,
- investing in securities with varying maturities, and
- continuously investing a portion of the portfolio in readily available funds such as money market funds to ensure that appropriate liquidity is maintained to meet ongoing obligations.

2. Maximum Maturities

To the extent feasible, the shall attempt to match its investments with anticipated cash flow requirements. The City anticipates a range of maturities from ninety (90) days to five (5) years, consistent with the investment objectives.

Reserve funds, capital improvement funds and other funds with longer-term investment horizons may be invested in securities exceeding five (5) years if the maturities of such investments are made to coincide as nearly as practicable with the expected use of funds, or in

securities with active secondary or resale markets.

3. Competitive Quotes

The City Treasurer or their designee shall attempt to obtain competitive quotes from at least three brokers or financial institutions on all purchases of certificates of deposits with financial institutions.

IX. Reporting

The City Treasurer shall prepare a report to council (at least quarterly) monthly that provides the status of the current investment portfolio. The report shall include the following:

- Listing of individual securities held at the end of the reporting period.
- Realized and unrealized gains or losses resulting from appreciation or depreciation.
- Listing of investment by maturity date.
- Percentage of the total portfolio which each type of investment represents.

X. Policy Considerations

This policy shall be reviewed by the Investment Advisory Board on an annual basis. Any changes to this policy must be approved by the Investment Advisory Board.

Investment Advisory Board Minutes

Meeting date: November ²~~xx~~, 2024

Attendees: Mayor Chris Treat

City Treasurer Joy Black

and finance department employee, Nichole Manley

Guidelines as outlined in the Investment Policy adopted by Council by Resolution 2021-26

Goals – safety of principal, maintain adequate cash flows, and maximize interest earnings

Actions – the ARPA money received by the City in July and Sept of \$2,172,096.71 was wired from Regions holding fund 010 to a new fund 007 ARPA with the Raymond James investment fund on 10/25/21.

Report Components

Individual Security	Real/Unreal Gains/Losses	Maturity Date	% of Portfolio
---------------------	--------------------------	---------------	----------------

\$500,000 in a 1 year T bill for 2.92% yield til July, 2023

\$835,500 in the Federal Farm Credit Bank 12% yield final maturity 1/12/23 continuously callable

\$835,500 in the Federal Home Loan Bank 1.83% yield final maturity 9/26/24 callable quarterly

At this time this is the extent of this account and these three securities make up the entirety of the Portfolio so 23%, 38.5%, 38.5% respectively.

Unrealized gains/losses were approximately \$9700 through 2021 and \$39,416 through 2022, \$51,580 through 2023 and \$30,865.53(realized) through 9/30/24 when all investments were called and the account was reduced to \$1.32.

City of Bryant

State of Arkansas

Annual 2025 Budget



Prepared by City of Bryant
Finance Department

City of Bryant, AR 2025 Budget Book

Cover Page	1	*
Table of Contents	2	C1
Local History	3	
At A Glance	4	C3
Budget Highlights - in Canva	5	
City Facilities	6	
Census Data of Bryant, Arkansas	7-8	
Statement from the Mayor	9	C2
Letter of Transmittal	10-11	P1, P2
Adding Transparency to the Budget Process - update for Survey results	12-13	F1
Process, Timeline, Basis for Budgeting	14	F2, P4
Budget/City Strategic Focus Areas	15	F5
Adopting Resolution	16	
GFOA Distinguished Budget Presentation Award	17	
City Organization Chart - Canva	18-20	O1
Policies for Debt and Capital and Auditing and Accounting	21-22	P3
DRAFT of the City Wide Reserve Plan	23	
DRAFT of the New Policy pending	24	
Fund Structure Organization Chart and Description	25-27	C5, O2
New Chart - Get Title Needs updated	28	
Summary of 2021-2025 and Category Totals for Major Funds with Pie Charts, Revenue Review	29-30	
Forecast	31	
City Wide Revenue Review	32	F3, F6
Total Revenues and Expenses with Pie Charts	33-35	
Summary of City's Debt, Governmental and Business Type	36-38	P3, F9
HR, Personnel, and JESAP Overview - no labels on pie charts?	39	O3
Full Time Equivalent Budgeted Employees by Function/Program	40-41	O3
Education and Certification Pay Budgeted by Function/Program	42	O3
Performance Measures by Department/Focus Areas	43-44	O6
Governmental Funds	44	F4, O4-6
Elected Officials - Mayor, City Clerk and City Attorney	46-47	
Human Resources	48	
Finance	49	
Information Technology	50	
Administration Budget Numbers	51	
Planning and Development	52	
NEW Grants Page	53-55	
Planning and Development Numbers	56	
Animal Control - picture page in Canva	57-59	
Court	60-61	
Parks and Recreation	62-64	
Fire	65-68	
Police	69-70	
Public Works Administration	71-72	
Street and Stormwater	73-76	
Historical Review of 515 Stormwater Capital Enterprise Fund and ARPA Funding	77	
Enterprise Funds	78	
Water and Wastewater	79-82	
List of Non Major Funds both Governmental and Enterprise	83	
Appendix 1 and 2 - Major Vendor List and SWB (Salaries, Wages, and Benefits Calculation)	84-85	
Appendix 3 - Bryant Capital and Maintenance Plan Template	86-91	F8
Appendix 4 - City Fee Schedule	92-94	
Appendix 5 - Historical Review of 187/188 Bryant Parkway Capital Fund and Completion Plan	95	
Appendix 6 - Facilities Operation Cost	96	
Glossary & Acronyms	97-99	C4
*Bold is mandatory, see GFOA Grading explanations on page 14		
References to stand alone Master Plans for		
Water Fund		F7
Parks Department (318 pages)		F7

City of Bryant, AR 2024 Budget Book

City of Bryant Local History

The City of Bryant received its start as a very small township in central Arkansas as European settlers established themselves along Hurricane Creek in the early 19th century. Over the years the city saw times of economic struggle, but as the demand for the area's bauxite grew during the WWII era, development and a steady slow growth began. Since then, the economic landscape of the city has seen many changes, as Bryant evolved from a typical railroad community, into one focused on family, education and quality of life for its residents.

Once a small industrial town, Bryant is now the fastest growing city in Central Arkansas. With a public education system deemed as one of the best in the state, as well as its proximity to the state's capital city of Little Rock, Bryant has more than doubled in population size over the past two decades. A stable and diversified business community, as well as a high demand real-estate market, now makes Bryant a much sought-after community for families and entrepreneurs.

The backbone of Bryant being its competitive spirit, organized youth and adult sports have thrived here. Making quality of life for residents a focus of Bryant's growth plan over the years, the city and school have created joint partnerships to ensure the best use of citizen taxpayer money, with money being invested back into the community. This has allowed both entities to offer a multitude of sports and educational opportunities to local residents.

The creation of Bishop Park, which opened in 2010, created additional opportunities for many local sports organizations to develop and grow, thus creating a robust sports tourism trade for the city. Bryant hosts numerous sporting events for all ages including baseball, softball, swimming, soccer, football, disc golf, pickleball, and tennis.

Community events are also important to those living in Bryant, connecting people new to the city to the many traditions that have been a part of the community for decades. The Bryant Fallfest Celebration, hosted by the local Chamber of Commerce, is entering its 35th year and is well attended by locals and visitors alike. The city has recently recreated the 4th of July celebrations from years ago, and are now planning the fifth annual Pops in the Park event.

However, the largest event for this area is the annual "Salt Bowl" Competition. This competition, normally held in August/September is the most attended high school football game in Arkansas. During this battle for the title of Salt Bowl Champion, Bryant takes on its neighbor to the west, Benton. With a normal attendance of over 30,000 fans, this long-standing rivalry extends out past the football field. The weeks leading up to the game will include competitive food drives between the two cities, including the schools and residents. Local businesses, community sponsors, churches and other organizations also find a way to join in on the friendly community wide rivalry.

Economic development and growth in Bryant have held strong through many market challenges. This is mostly due to the comprehensive business make-up of the city. The Bryant School District along with the city government itself are the city's largest employers. There were 679 business licenses re-issued with another 11 new licenses requested in 2023 (not all store front). Local industry is varied and it is that myriad of retail, healthcare, restaurants, financial services, and other entrepreneurial opportunities that offers stability to the city's economic development. With Bryant's residential growth still climbing, there is still much opportunity for commercial growth in the city.

In 2021 Bryant saw the opening of the Arkansas Heart Hospital's Encore Medical Center. This four-story building is a general acute hospital care facility with a focus on bariatric surgery and peripheral vascular disease. It also features a full-service emergency department, restaurant and medical offices, bringing an additional 200 jobs to the local healthcare industry.

Arkansas' local economies are commonly supported by sales tax. Arkansas has a statewide sales tax of 6.5%. In Bryant, another 3% is collected and used by the city. This sales tax makes up approximately 75% of the general fund income. I hope you enjoyed this brief Local History on the City of Bryant. Please continue reading to see how we plan to use the resources granted to us by the citizens for the calendar year of 2025.

City of Bryant, AR 2025 Budget Book

City of Bryant, Arkansas At a Glance

Date of Incorporation
Form of Government
Area in Square Miles

October 29, 1892
Mayoral/Council
20.5

Demographics

Population	20,663
Total Housing Units	8,950
Total Households	8,203
Median Household Income	\$66,688
Average Family Size	3.03

Building Permits

Permits issued	797
Building Insp. Conducted	2,227

City Employees	Approximate
Full time	215
Part time	78

Departments of Public Safety

Police Stations	1
# of Police on Patrol	29
Fire Stations	3
Engine Companies	2
Truck Companies	2
Reserve Engines	2
Wildland Brush Units	2
Water Rescue Units	2

Animal Shelters	1
# of Animal Control Officers	4

Parks and Recreation

Acreage	300
Playgrounds	5
Baseball/Softball Fields	20
Soccer/Football Fields	7

Public Schools

<https://myschoolinfo.arkansas.gov/Districts/Detail/6303000>

Elementary	Name	Enrollment 2022-202	Ward
	Parkway	604	1
	Collegeville	481	2
	Springhill	559	2
	Hillfarm	594	3
	Bryant	612	4
	Robert L. Davis	491	OCL*
	Hurricane Creek	459	OCL*
	Salem	479	OCL*

Middle School

	Bryant	786	4
	Bethel	709	2

Junior High School

	Bryant	1,634	3
--	--------	-------	---

High School

	Bryant	2,199	4
--	--------	-------	---

*OCL - Outside City Limits 9607 Total

Water System

	Residential	Comm.
Active Accounts	8,482	659
Water Main miles	27.9	
Fire Hydrants	994 Approx.	

Wastewater System

	Residential	Comm.
Active Accounts	9,467	649
Miles of lines:		
Gravity Sewer	159.7 Miles	
Force Main Sewer	29 Miles	
Lift Stations	41	

Demographics based on 2020 U.S. Census Data



BUDGET HIGHLIGHTS

2025

OVERVIEW

- There are 3 major funds highlighted during the budget process
 - General Fund
 - Street Fund
 - Water/Wastewater
- State Statute 14-58-201 requires a balanced budget for the proposed budget be present to Council by December 1st
- The City of Bryant keeps 120 days in cash, money that is not earmarked and would pay for daily operations if the city stopped receiving revenue




REVENUE

- General revenues performed X% more than expected in FY2024
- For the 2025 budget, General revenues were budgeted at \$20,046,610



- Sales Tax is the main source of revenue for the City of Bryant
- In FY2024, the City of Bryant received \$XX,XXX,XXX in Sales Tax revenue, X% more than anticipated
- In FY2025, Sales tax has been budgeted at \$20,341,860.

EXPENDITURES



- Total expenses for the City of Bryant are estimated to be \$XX,XXX,XXX in FY2024
- For the 2025 budget, General expenditures were budgeted at \$20,046,605.

- Payroll, health insurance, and retirement are the largest expenditure, 74% of the budget
- The Capital Improvement Plan (CIP) is budgeted at \$X,XXX,XXX for 2025.
 - Admin - \$0.00
 - Public Safety - \$XX,XXX
 - Public Works - \$X,XXX,XXX

DEBT

The City has several debt issuances from 2011-2023 shown in detail on pages 31-33. These issuances are well below the limit established for the cities of Arkansas by the State.



General government services include the Mayor's office, Finance, Human Resources, Information Technology, City Clerk, Planning and Development, Animal Control, Courts, Parks, Fire, and Police. The cost per day per citizen for the services provided by these departments is **\$2.66 in 2025**. The cost per day per citizen in **2024 is \$2.67**.





Facilities

City Hall

- **Administration**
210 SW 3rd Street
501-943-0999
Mayor's Office, Finance, Human Resources, IT, and Community Development
- **Bryant District Court**
208 SW 3rd Street
501-943-0440
- **Water Billing**
210 SW 3rd St
501-943-0441

Animal Control Shelter

- 25700 Interstate 30
501-943-0489
Animal Shelter houses animals impounded by animal control officers, and other animals brought to the department, the administrative offices of the department as well as all the department vehicles and equipment.
of Canine Housing Enclosures: 24
of Cat/Kitten Enclosures: 28
Small Dog/Exotic Housing: 5

Fire Department

- **Station 1 (Headquarters)**
312 Roya Lane
All administrative staff are located at this station
- **Station 2 (HillFarm)**
1601 South Reynolds Road
Serves the south end of Bryant.
Bryant Fire Training Facility located at this station
- **Station 3 (Springhill)**
2620 Northlake Road
Serves the north side of Bryant and the Springhill Fire Protection District
- 501-943-0943
Emergency: 911

Police Department

- 312 Roya Lane
Non-emergency contact: 501-943-0943
Emergency: 911

Public Works

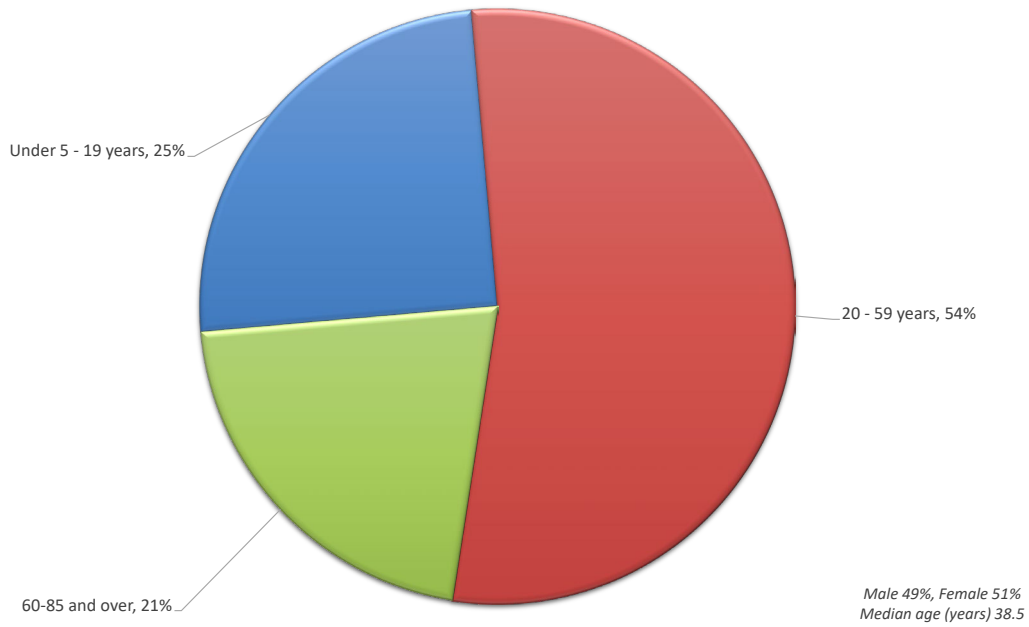
- **Stormwater**
1019 SW 2nd Street
501-943-0468
- **Street**
1019 SW 2nd Street
501-943-0468
- **Water Distribution**
1019 SW 2nd Street
501-943-0469
- **Wastewater Treatment**
7064 Cynamide Road
501-943-0469

Parks & Recreation

- **Bishop Park, The Center at Bishop Park, Aquatic Center, and Splash Pad**
6401 Boone Road
501-943-0444
Bishop Park has nine baseball fields, six softball fields, two football/soccer/multipurpose fields, an indoor/outdoor aquatic facility, outdoor splash pad, two ponds, disc golf course, community center, Boys & Girls Club, Senior Activity Center, paved parking, fencing, dugouts, natural walking trail, and a pavillion.
The Center at Bishop Park features three multi purpose courts, equipped to host basketball, volleyball, and pickleball. Also features a large indoor cushioned walking trail, aerobics room, fitness room, cardio room, and multiple events rooms equipped with drop down projector screen and audio.
The Aquatic Center features a 25 yard 8 lane competition/lap pool and a therapy pool. The Competition/Lap pool is certified through USA Swimming and capable of hosting USA, AAU, NCAA, and High School swim meets. It also has a 1 meter diving board available for recreational use on the weekends, summer time, and for pool parties. The Competition/Lap pool has an ADA certified pool lift and maintains a temperature of 84 degrees. The Therapy Pool has an ADA accessible, zero entry ramp. Underwater rails are located in the middle of the pool for exercise and therapy purposes. Seating around the radius of the pool features 12 jets for hydrotherapy and maintains a temperature of 92 degrees.
- **Mills Park and Mills Park Pool**
1003 Mills Park Road
Mills Park features an outdoor swimming pool, concession building, restrooms, three pavilions, playground, outdoor basketball court, outdoor tennis courts, practice fields, and a walking/biking trail.
- **Ashley Park**
400 SW 3rd Street
Three baseball fields, playground, restrooms, and covered pavilion
- **Alcoa 40 Park and Bark Park**
1110 Shobe Road
Two softabll fields, one pee-wee football/multipurpose field, one concession stand, bathrooms, bridge and deck, paved parking, parking lot and field lighting, dugouts, press boxes, bleachers for football/soccer/multipurpose field. The Bark Park is designated for dogs to exercise and play off-leash in a controlled environment with an area for dogs 25 pounds and over and an area for dogs under 25 pounds.
- **Midland Park**
3865 Midland
Four Youth soccer fields, concession building, restroom, sport-field lighting, and paved parking
- **Springhill Park**
2110 Binder Street
Playground, pavilion, water fountain, and paved parking

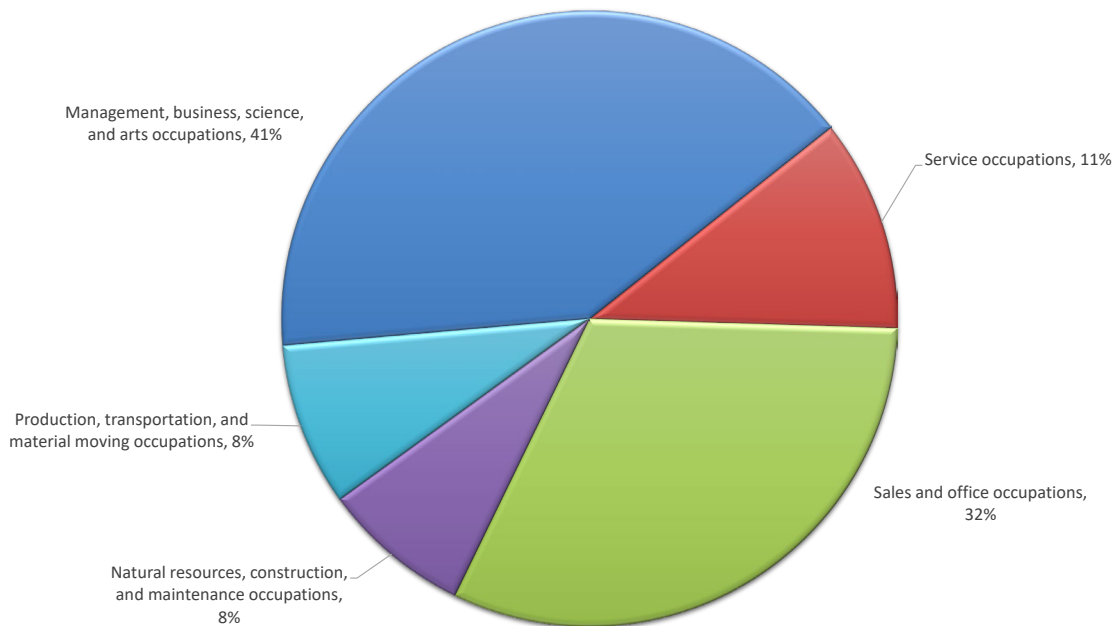
City of Bryant, AR 2025 Budget Book

Age of Population



Civilian employed population 16 years and over

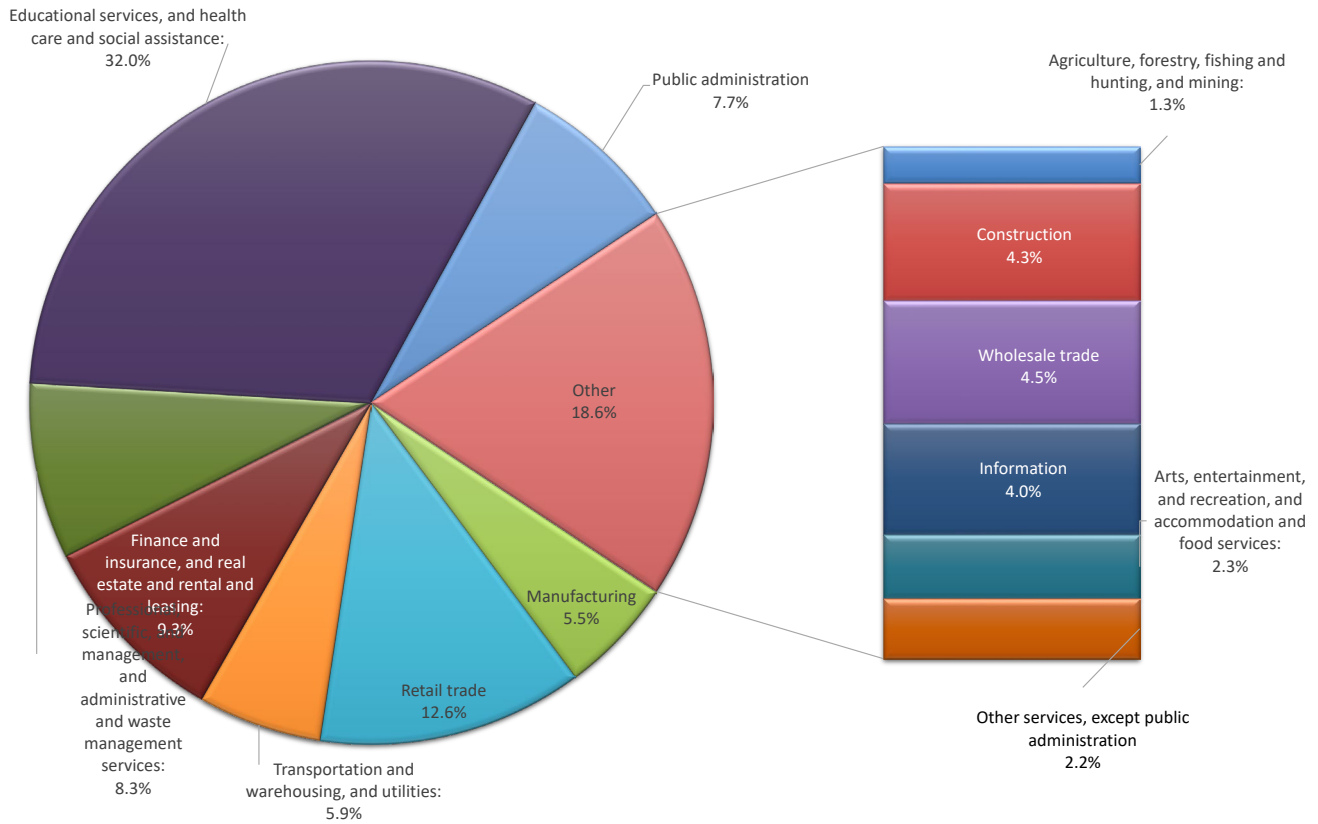
Occupation



City of Bryant, AR 2025 Budget Book

Civilian employed population 16 years and over

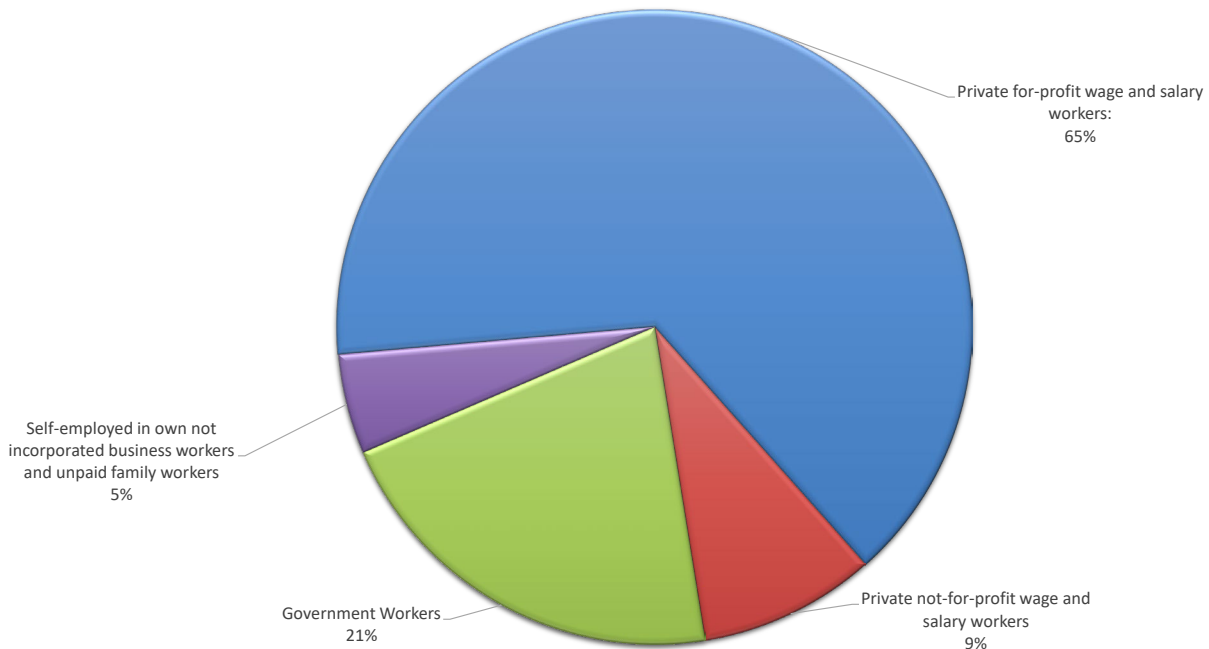
Industry



Census Data of Bryant, AR 2019: ACS 5-Year Estimates Subject Tables

Civilian employed population 16 years and over

Class of Worker



Census Data of Bryant, AR 2019: ACS 5-Year Estimates Subject Tables

Statement from the Mayor

Following my election in March 2024, my mentor Scott Staples and I embarked on a city-wide listening tour. We engaged with council members, community leaders, city staff, and anyone willing to share their time and thoughts. One of the key questions we asked was, "What are your expectations of the new Mayor?" We received over 100 diverse responses. After reviewing and reflecting on them, I distilled them into eight core character qualities that encapsulate the spirit of those expectations.

As I considered these qualities, I realized that they aren't just attributes a mayor should embody; they reflect what our community values. These qualities, if adopted by all of us, will guide Bryant toward a prosperous future and form the foundation for our governance in 2025 and beyond.

1. Forward-Thinking and Proactive

Whether you're new to Bryant or, like me, have deep roots here, you know our city's remarkable growth is always part of the conversation. I enjoy reminiscing about Bryant's past, but we must focus on shaping our future. With growth continuing, it's vital that we honor our history while proactively preparing for what's ahead.

In 2024, we completed several master plans for parks, water, wastewater, and stormwater management. In 2025, we'll begin discussing how to implement these plans while also updating our comprehensive growth plan. Additionally, we've started long-range financial planning to ensure fiscal responsibility, managing reserves and debt prudently while maintaining the assets we've invested in. Together, we can transition from reacting to urgent needs to embracing growth with thoughtful preparation.

The Bryant Historical Society recently revamped our old Fire Station on SW 3rd St to become the new Bryant Historical Society Museum. In Bryant, we know how important our roots are and that's why we're excited to continue our annual \$10,000 contract (in this budget book under Administrative costs) with the Historical Society to preserve our history, while looking forward to the future.

2. Transparent and Trustworthy

My goal is to serve the residents of Bryant with integrity every day. To achieve this, clear and consistent communication is essential. While decisions may not always be popular, it's crucial that we clearly explain the reasoning behind them so residents understand the "why."

In 2025, we'll continue sharing updates through the Mayor's Memorandum and City Council recap videos. With over 19,000 residents currently receiving these communications, my goal is to expand that reach. Keeping residents informed will help build trust between city government and the community. We'll also continue our "We AR Bryant" social media efforts to highlight the quality of life we all cherish.

As a result of our transparency efforts, we revamped our budget survey this year. Not only is the survey available to fill out online, but we are also partnering with local businesses in Bryant to offer incentives to our residents taking the survey. Local businesses donated items from their stores to create three "Tour of Bryant" gift baskets. All residents who take the survey will be entered to win one of the three baskets. So far, our budget survey has already seen over 200 responses in less than a week.

3. Strategic and Collaborative

I'm grateful for the outstanding individuals working across our city—employees, elected officials, and committee members. Unity is central to our mission. While we may not always agree on every issue, we all share a commitment to working together for the betterment of Bryant's residents.

In 2024, we strengthened our relationships with key stakeholders, including the Bryant Chamber of Commerce, the Bryant School District, and regional partners. Our ties with the County and the City of Benton have never been stronger. This collaborative spirit is already yielding positive results, and in 2025, we'll continue to foster these partnerships to ensure Bryant's growth benefits everyone.

As you'll see in our new DRAFT Reserve Policy on page..., my administration is dedicated to strategic budgeting. This Reserve Policy allows us to set aside money each year to dedicate to different projects in the city that require larger amounts of funding, such as a PoolPack, equipment replacement, and more. It is a more long term and comprehensive plan than undertaken before.

4. Responsive and Resilient

Every day as mayor presents new challenges and opportunities. My team interacts with thousands of residents daily, and our goal is always to provide the highest level of service. While we may not always have immediate solutions, we are committed to being responsive, courteous, and resilient.

Challenges will come, and mistakes may happen, but we are dedicated to learning and improving. Our approach is to turn adversity into opportunity. I invite all residents to partner with us as we work toward a bright future for Bryant.

City of Bryant, AR 2025 Budget Book

City of Bryant Letter of Transmittal

Dear Citizens of Bryant,

The annual construction of a budget for the upcoming year is important to your community on many levels. First it creates a road map and a mission for how your city government will utilize the resources allotted to them through sales tax, franchise fees, utility rates, fines, as well as permits. This roadmap is then set into place to create, and ultimately fulfill, a long-term vision for the city.

Working with Chris Treat as Mayor over the last several months has been excellent. He has lived in Bryant his whole life and worked for the city for the past XX years as Parks Director so he brings a different perspective to being Mayor. He has placed a greater emphasis on not just the short term budget process but long term planning as well. We have conducted several meetings with current council and those running for council in November on the reserve plan shown in this document in draft form on pages 23 and 24. The Finance team is excited to look at our old Focus Areas more now as a Strategic Plan. These four areas of emphasis are where we have traditionally focused our budgeting dollars year to year but with Treat's emphasis on the long term we are able to better articulate how these areas can be improved and strengthened year over year as well.

Another large change this year has been the response to our annual Budget Survey. In the past we have attempted to hand these out at Fall Fest and email them out to directors, council and committee members but we have had a very limited response. This year the Mayor's assistant helped finance to develop a QR Code to take this Survey on line on the phone and from 9/18/ to 11/22/ when it was closed we have received xxx survey's back. The feedback has been great! See a write up of these results and the process on page 12-13.

Mayor Treat also hired a personal consultant for the first six months of his term and that consultant encouraged him to take a listening tour of city employees and citizens. The consultant drafted a report of the findings and directors have been tasked with addressing items discovered through this process.

It is the desire of the council and city employees to continue a proactive stance toward our city's growth and avoid being reactive when possible. To do this takes very deliberate action, which begins with good policy and long-term planning. This planning is then implemented one year at a time. The city currently has long-term plans for some departments like water, wastewater, parks and stormwater but not for all departments. The city is continuing to work towards this goal of a long-term plan for each department and to update old plans. [See plans for Water and Parks as Appendices to this budget year document.](#)

As we work to achieve our vision, many goals are set. One of the most important of these is **public safety**. Keeping our citizens and visitors safe while in our community is imperative to the healthy growth of Bryant.

The administration of public safety for the city is implemented by way of several departments, including Police, Fire, Courts, Public Works and Animal Control. As you read this document, you will find that much of our allotted resources (funding) are consumed by our Public Safety Departments.

From the more obvious safety and community response actions that our police, fire and animal control perform to the behind the scenes work of the public works staff ensuring our local water quality is meeting all standards keeping our community healthy is a main priority. Another high safety priority is stormwater management.

It is no secret that as Bryant has grown, so have its traffic concerns. Traffic congestion is frustrating, bad for businesses, and diminishing to a good quality of life. We devote substantial resources to creating a **well-connected community**, again, part of our long-term planning process. Every year, we work to improve our pedestrian and cycling infrastructure, focusing first on connecting our parks, neighborhoods and schools. Many of these improvements are funded through grants that the city applies for in conjunction with city resources. In 2013, Bryant implemented a complete street policy. This policy ensures that as Bryant grows, new developments that will affect our city sidewalk and road infrastructure share in the cost of that impact. By implementing this policy, the city will have to spend less tax revenue on building infrastructure in these areas and can reallocate that money for other much-needed uses within the city. In the future, we will also have the ability to build a connector to the now under design Southwest Trail Project. This trail will allow us to link Bryant with communities throughout central Arkansas through a safe and protected trail system.

City of Bryant, AR 2025 Budget Book

Bryant Parkway is complete! The official opening was on September 6, 2024. The construction of Bryant Parkway, the new north-south traffic corridor partially paid for through 2 bonds issuances approved by the voters, will also have a huge positive impact on Bryant. Not only will it relieve the traffic congestion on Reynolds Road allowing alternate routes for school transportation, it also creates additional pedestrian and bicycle access to these schools as well as neighborhoods and parks and opens up locations for future sales tax generating businesses.

During 2024 one of the Finance Cordinators applied for the Purchasing Manager position. The Finance Department is currently exploring ways to utilize the synergy from the conversion to take on some aspects of centralized purchasing for the city without adding any full time head count. This is an example of **smart growth**. Smart Growth is one of our four focus areas as well. Finally, the last significant focus area to be mentioned here is the **health and quality of life** for the citizens and visitors to Bryant. All departments contribute to this goal in one way or another, but the department whole sole focus of this goal is Bryant Parks and Recreation.

As Bryant has grown, it has struggled to balance its growth with the desires of those living in our community. There is no doubt that the parks and recreation department has felt this struggle the most. Often, when budget time rolled around Parks was looked upon as a want versus a need. It has received cutbacks in areas that did not allow the employees of that department to deliver the level of services desired by citizens and visitors. **This budget season for 2025 is no different in this respect. However it is different in that the former Director of Parks became the Mayor in March of 2024 and he has worked closely with the Parks Department to help them secure funding. One of the changes that should help Parks is the Drafting of a Reserve plan that will hopefully reward the Dept Directors for good planning of their future capital needs.**

Personnel costs make up the largest percentage category for the general fund each year. Therefore, it makes sense that each year a lot of discussion during budget time is devoted to personnel items. Each year the Council reviews the JESAP study (not ready at the 2nd DRAFT Oct 22nd) and its recommendations along with the budget. A section of this document explores this study's recommendations in detail along with a five-year comparison of personnel numbers for the city as a whole. Endeavors to close the gap between surrounding areas payroll have been positive and the JESAP review said Bryant was XX% below the market average. In this draft is an individual merit increase of up to a max of 3% and a COLA (cost of living adjustment) of 2%. We are hoping these will help to bridge that difference in **2025**.

With growth comes opportunities, change, and challenges. Council and city **employees look forward to 2025 and** the continued service to you and this community. We are committed to ensuring at all times we are finding creative ways to make the most of the resources you have entrusted to us. We hope you find the following pages breaking down the budget process, department accomplishments, goals, performance measures and accompanying resources to your satisfaction, and that we are being the best stewards possible with the revenues we receive to operate the City of Bryant.

Sincerely, Joy Black

City of Bryant, Finance Director

October 17, 2024

City of Bryant, AR 2025 Budget Book

Adding Transparency to the Budget Process

For the 2025 budget season, the Finance Department decided to take a new approach to the annual budget survey. The goal to receive better engagement from the citizens regarding the budget. In the 3 prior years, the Finance Department received feedback through the survey from City Council and the various committees but only one response from a citizen that was not on council or a committee. The Finance Department teamed up with the Mayor's office to update the annual budget survey. Instead of handing out a paper copy of the survey at the Bryant Fall Fest, an electronic survey was created. By using an electronic format, the annual budget survey was created to not only engage with the citizens of Bryant, but also visitors and businesses. The results were great. As of 10/21/24 we have had responses from over 250 individuals. See one of the email messages about the survey below as well.

Have Your Voice Heard in Bryant's 2025 Budget! 🌟

We're inviting residents, visitors, and local businesses to help shape Bryant's future! The 2025 Budget Survey is now live, and we need your feedback on how you'd like city funds to be allocated.

From public safety and infrastructure to parks, recreation, and community services, this is your chance to influence the priorities that matter most to you.

🗨 Your input ensures our budget reflects the needs and preferences of our community while balancing the city's resources with desired services and improvements. Public participation is key to promoting transparency and civic engagement in this process!

📄 Take the survey today:

- Resident & Visitor Survey: <https://www.cognitoforms.com/.../CityOfBryant2025BudgetSu...>

- Business Survey: <https://www.cognitoforms.com/.../CityOfBryant2025Business...>

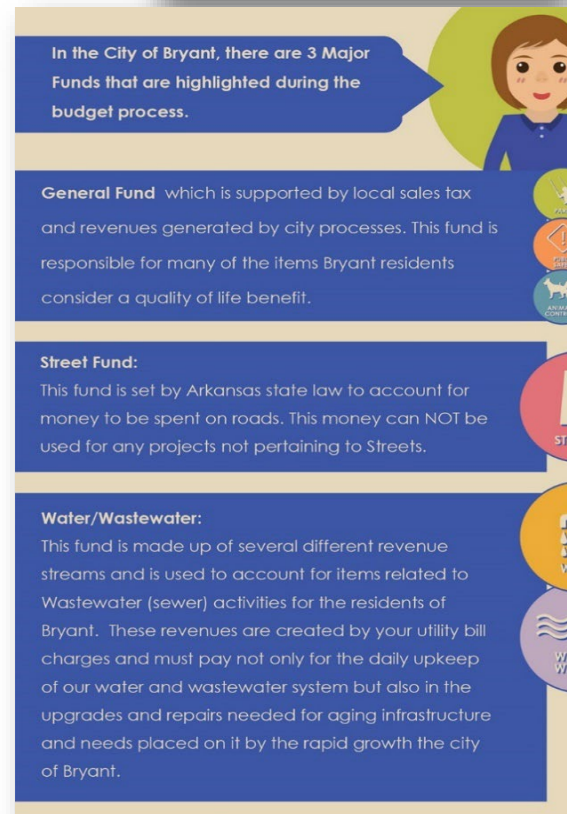
🎁 **BONUS:** Everyone who completes a survey will be entered to win one of three "Tour of Bryant" gift baskets,

packed with amazing items and experiences donated by our local businesses!

Let's work together to make Bryant even better! Your feedback matters!

This email was sent by the City of Bryant to increase governmental transparency for our citizens.

If you no longer want to receive messages like this, Unsubscribe here.



City of Bryant, AR 2025 Budget Book

In addition to the Finance Team being at Fall Fest 37 city teams from Animal Control, Community Engagement Committee, and Stormwater were all present. See Animal Control Director, Tricia Power, giving a Animal Control illustration to one young enthusiast.

Below Purchasing Manager, Nichole Manley, and Finance Director, Joy Black, hand out goodies and promote the survey. Below that Crystal Winkler, Finance Coordinator, dresses as the Turtle, Stormwater "Ed" and in Education on Stormwater!



City of Bryant, AR 2025 Budget Book

Process, Timeline and Basis for Budgeting

The City of Bryant typically begins constructing the budget for the following year in August/September of the previous year. The Finance Director and Mayor meet with the Department Heads and make a listing of any anticipated notable large changes from one year to the next. The Finance Director opens up a draft in the city software and asks Department Heads to go in and input their budgets. Then the Finance Director pulls all of that detail out and puts it into a draft booklet for the Mayor and Department Heads to review. The Mayor and Department Heads make any adjustments and a draft is then presented to Council for adoption, typically at the last Council meeting of the year.

While the audited financial Statements of the City are prepared using an accrual method the budget is prepared using the cash method. The main difference between these two methods for the city of Bryant is the depiction of capital assets. For budgetary purposes capital assets are shown as expenses that are approved by Council. These are shown as the 58XX series of accounts. However, in the audited financial Statements these, including where applicable debt principal and interest payments, are converted via adjustments to the balance sheet.

Prior to the 2018 Adopted Budget, the budget was adopted by line item which was very cumbersome. In 2018 Council adopted the budget by expense category in the major funds, keeping the limited number of Revenue lines still by line item. This was much easier and efficient to administer the work of the City. Now the Revenues are by category as well. **With this in mind this 2025 budget will be prepared and presented to Council for approval in that same fashion. This means that the budget can be amended along the same categories/lines that it was adopted for expenses/revenues. Adjustments between categories or between depts or funds requires bringing the adjustment back to be approved by City Council. Within the category with in the same department small adjustments can be made with the approval of the Finance Director and the Department Head.**

Budget Timeline

Budget started in Tyler (General Ledger Software) by Dept Heads, Revision I (HR began the process with Payroll)			Weeks	8/19/24-8/26/24
Dept Head meetings to discuss 2025 Budget			Tuesdays	9/3/2024 9/10/2024
Attended Fallfest with Budget Pamphlets and Materials for Citizen input and Education			Saturday	10/12/2024
Budget Workshop with Council and Committees	General Fund	6pm	Tuesday	9/17/2024
	Public Works	6pm	Tuesday	10/22/2024
	All	6pm	Tuesday	11/12/2024
Fullfilling 14-58-201 Mayor to give Budget to Council by Dec 1st			Tuesday	11/19/2024
Budget Adopted by Resolution at Council Meeting			Tuesday	12/17/2024

The Government Finance Officers Association (GFOA) grades Budget Books annually based on their effectiveness in four areas:


- As a Policy Document (P Criteria)
- As a Financial Plan (F Criteria)
- As an Operations Guide (O Criteria)
- And as a Communication Device (C Criteria)

See these criteria areas on the Table of Contents or at the GFOA website at www.gfoa.org

City of Bryant, AR 2025 Budget Book

Budget/City Strategic Focus Areas

Since 2014 the Four Areas shown below have been the identified and pursued Strategic Focus Areas of the City of Bryant. In this document we have tried to align the Letter of Transmittal along these focus areas as well as all departmental goals, accomplishments and performance measures. Certain departments meet more than one of these goals and are listed as such. This format provides a clear framework around which Department Heads and Departments as a whole can organize their time and resources.

	Governmental	Enterprise W/WW	Gov Debt/ARPA Funding	W/WW Debt	Totals
 Public Safety Fire, Police, Animal Control, Court	\$14,549,224	\$6,220,611			\$20,769,835
Health and Quality of Life for the Citizens and Visitors to Bryant Parks	\$3,339,404	\$6,220,611			\$9,560,015
Connectivity Street, MS4 (Stormwater)	\$4,207,682				\$4,207,682
Smart Growth Admin, IT Planning & Development	\$1,318,748 \$839,229				\$1,318,748 \$839,229
Totals	\$24,254,287	\$12,441,221	\$ -	\$0	\$36,695,508

The chart above does not include the non major funds.

NOTE starting with the 2023 budget transfers were no longer planned for Water and Wastewater as new software allowed for separating out those two depts into two separate funds for budgeting purposes.

	General Fund	Street Fund	Water/WW/Storm Funds	Non Major Funds	Total Budgeted Funds
Revenues	20,046,610	4,210,360	12,706,260	25,784,881	62,748,111
Expenditures	20,046,606	4,207,682	12,441,221	26,349,979	63,045,488
Budgeted Change in Fund Balance/Net Position	4	2,678	265,039	(565,098)	(297,377)

See page 76

	Fund 001 Only	Fund 080 Only	Funds 500/510/515 Only	002-068, 110-187, and 525-700	Totals
Cash Balance at 12/31/24					0
Change Proposed					(297,377)
Cash Balances est at 12/31/25	0	0	0	0	(297,377)

* Not All projects are planned to complete in 2024.

City of Bryant, AR 2025 Budget Book

RESOLUTION NO. 2024 -XX

A RESOLUTION PROVIDING FOR THE ADOPTION OF A BUDGET FOR THE CITY OF BRYANT, ARKANSAS FOR THE TWELVE MONTH PERIOD BEGINNING JANUARY 1, 2025 AND ENDING DECEMBER 31, 2025

WHEREAS, the City Council has reviewed the proposed budget submitted by the Mayor and;

WHEREAS, it is the finding and conclusion of the City Council that the schedules and exhibits of anticipated revenues and expenditures for the calendar year appear appropriate for budgetary purposes.

NOW, THEREFORE, BE IT RESOLVED BY THE CITY COUNCIL OF BRYANT, ARKANSAS THAT:

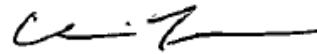
Section 1. This resolution shall be known as the budget resolution for the City of Bryant, Arkansas, for the twelve (12) month period beginning January 1, 2025 and ending December 31, 2025. The attached budget, incorporated herein, reflects estimated revenues and expenditures as set forth on the

Section 2. The respective funds for each item of expenditure proposed in the budget for 2025 are hereby approved and adopted for the operation of the City of Bryant, Arkansas, by the City Council on this date and constitute an appropriation of funds which are lawfully applicable to the items contained with the budget.

Section 3. The Mayor or her duly authorized representative may approve for payment, out of funds appropriated by this budget or otherwise approved by the City Council for that purpose or may disapprove any bills, debts, or liabilities asserted as claims against the City up to a maximum amount allowed by Arkansas law and the payment or disapproval of any bills, debts, or liabilities exceeding that amount shall require the confirmation of this governing body.


PASSED AND APPROVED this XX day of December, 2024.

APPROVED:



Chris Treat
Mayor

ATTEST:


Mark Smith, City Clerk



GOVERNMENT FINANCE OFFICERS ASSOCIATION

*Distinguished
Budget Presentation
Award*

PRESENTED TO

**City of Bryant
Arkansas**

For the Fiscal Year Beginning

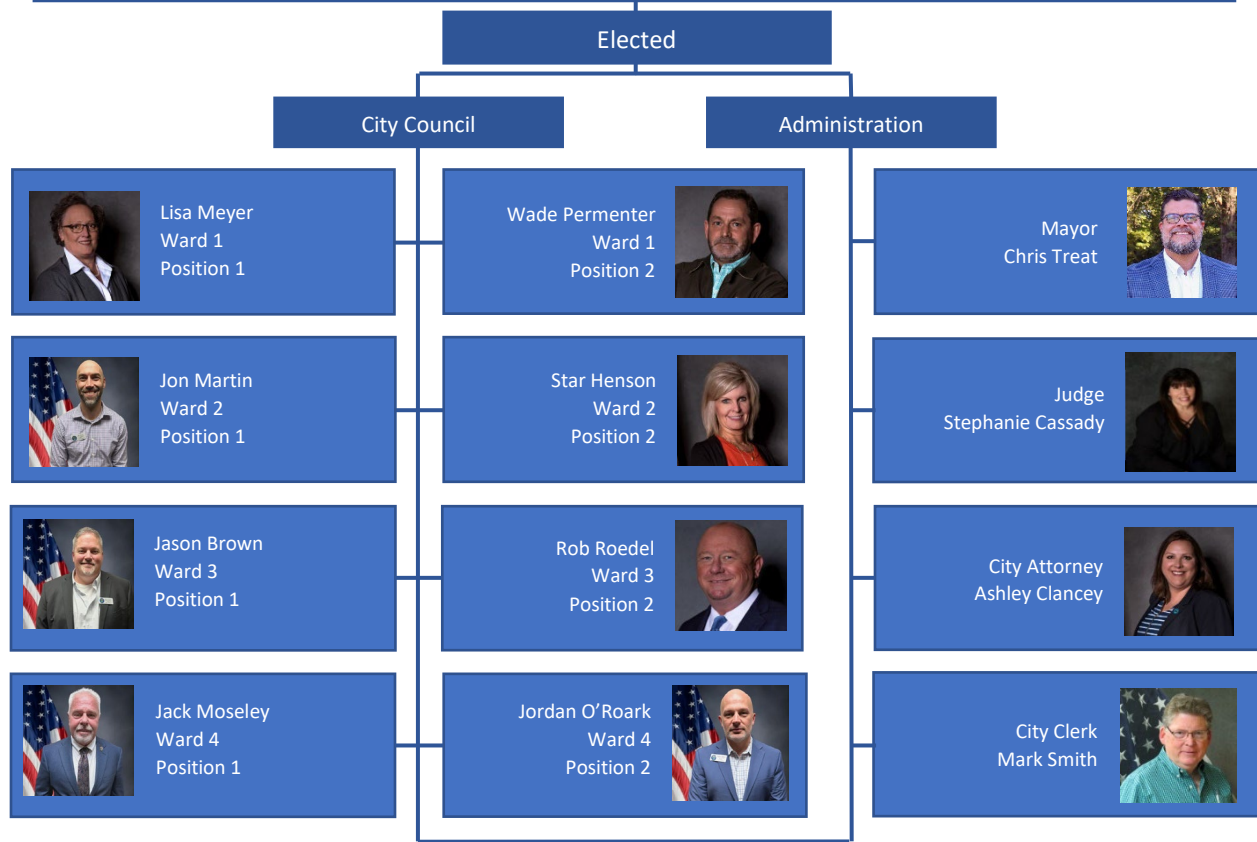
January 01, 2024

Christopher P. Morill
Executive Director

Government Finance Officers Association of the United States and Canada (GFOA) presented a Distinguished Budget Presentation Award to the City of Bryant, Arkansas, for its Annual Budget for the fiscal year beginning January 1, 2024. In order to receive this award, a governmental unit must publish a budget document that meets program criteria as a policy document, as a financial plan, as an operations guide, and as a communicative device. This award is valid for a period of one year only. We believe our current budget continues to conform to program requirements, and we are submitting it to GFOA to determine its eligibility for another award.



Citizens of Bryant



Recommended by the Mayor & Approved by City Council

Ward 1		Ward 2		Ward 3		Ward 4	
Bryant Planning Commission		Bryant Planning Commission		Bryant Planning Commission		Bryant Planning Commission	
Lance Penfield	Jim Erwin	Walter Burgess	Leonard Speed	Andrea Hooten	Joe Statton	Amy Edwards	Rick Johnson
Bryant Parks Committee		Bryant Parks Committee		Bryant Parks Committee		Bryant Parks Committee	
Amanda Jolly	Renee Curtis	Richard McKeown	Lynn Farmer	Jason Whittington	Cody Crist	Jennifer Benning	Drew Martin
Bryant Water/Wastewater Committee		Bryant Water/Wastewater Committee		Bryant Water/Wastewater Committee		Bryant Water/Wastewater Committee	
LeRoy Tinkler	Madison McEntire	Nancy Pruitt	Kathy Barber	Linda Levart	David Hannah	Wade Boone	Alan Wise

Appointed by the Mayor

Administration



Human Resources
Director
Charlotte Rue



Finance Director
Joy Black



IT Director
Gordon Miller



Director of Community
Development
Ted Taylor

Engineering Director
Vacant

Public Safety



Police Chief
Carl Minden



Fire Chief
Brandon Futch



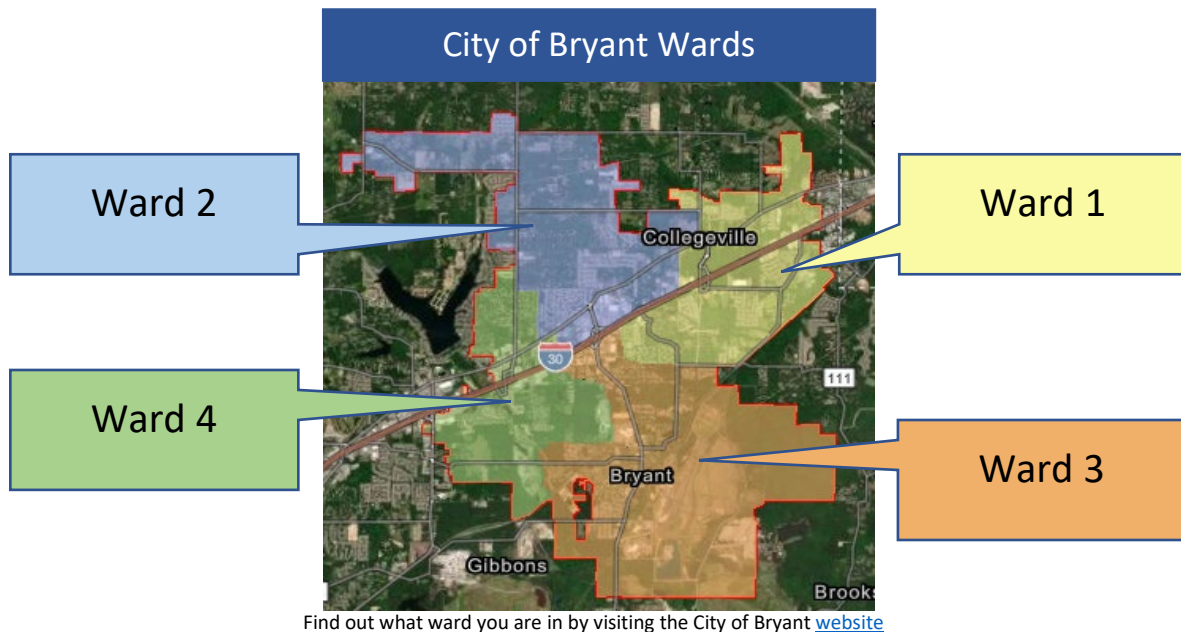
Director of Animal
Control
Tricia Power



Parks Director
Keith Cox



Director of Public
Works
Tim Fournier



Find out what ward you are in by visiting the City of Bryant [website](#)

Ward 1	
Council Members	
Lisa Meyer	lisa.meyer4bryant@gmail.com
Wade Permenter	wade_permenter@yahoo.com
Bryant Planning Commission	
Lance Penfield	lancepenfield@bpmrealtors.com
Jim Erwin	jimerwin@swbell.net
Bryant Parks Committee	
Amanda Jolly	acjstylist@rocketmail.com
Renee Curtis	rcurtis@bryantschools.org
Bryant Water/Wastewater Committee	
LeRoy Tinkler	leroytinkler@yahoo.com
Madison McEntire	wmmcentire@garverusa.com

Ward 3	
Council Members	
Jason Brown	jasonlovesbryant@gmail.com
Rob Roedel	roblovesbryant@gmail.com
Bryant Planning Commission	
Andrea Hooten	ahooten@aristotle.net
Joe Statton	stattonj@gmail.com
Bryant Parks Committee	
Jason Whittington	jason6800302@icloud.com
Cody Crist	cody675418@gmail.com
Bryant Water/Wastewater Committee	
Linda Levart	jrandlinda@gmail.com
David Hannah	caydensdad@att.net

Ward 2	
Council Members	
Jon Martin	jonmartin4bryant@gmail.com
Star Henson	star2365@hotmail.com
Bryant Planning Commission	
Walter Burgess	waburgess@powertechnology.com
Leonard Speed	leonardaspeed@gmail.com
Bryant Parks Committee	
Richard McKeown	richard@richardmckeown.com
Lynn Farmer	farmer.lynn.1911@gmail.com
Bryant Water/Wastewater Committee	
Nancy Pruitt	nancylovesbryant@gmail.com
Kathy Barber	mammybarber1@gmail.com

Ward 4	
Council Members	
Jack Moseley	jack4cityofbryant@icloud.com
Jordan O'Roark	jordanlovesbryant@gmail.com
Bryant Planning Commission	
Amy Edwards	amy.edwards0000@gmail.com
Rick Johnson	rjcable@comcast.net
Bryant Parks Committee	
Jennifer Benning	jenniferbenning78@yahoo.com
Drew Martin	dsmusa777@gmail.com
Bryant Water/Wastewater Committee	
Wade Boone	hwbcblb@sbcglobal.net
Alan Wise	

City of Bryant, AR 2025 Budget Book

The City of Bryant have put in place several policies to promote compliance and integrity in accordance to Arkansas Code annotated.

As a municipality, the City of Bryant has an established system of internal control that provides reasonable assurance that objectives have been achieved in 1) the effectiveness and efficiency of operations, 2) the reliability of financial reporting and 3) compliance with applicable laws and regulations. The City of Bryant also has established an effective anti-fraud program that: 1) creates a culture of honesty, 2) evaluates the risks of fraud and implements the processes, procedures and controls needed to mitigate those risks and 3) develops an appropriate oversight process. It is the policy of the City of Bryant, to the extent that is reasonable, to conduct its contracting affairs in an open, competitive manner.

ACCOUNTING, AUDITING AND FINANCIAL REPORTING CITY POLICIES

The City's accounting and financial reporting systems will be maintained in conformance with Generally Accepted Accounting Principles (GAAP) and the standards set by the Governmental Accounting Standards Board (GASB) and the Government Finance Officers Association (GFOA).

An independent public accounting firm will perform an annual audit. The auditor's opinion will be included with the City's published Annual Financial Reports.

The City's Budget should satisfy criteria as a financial and programmatic policy document, as a comprehensive financial plan, as an operations guide for all organizational units and as a communications device for all significant budgetary issues, trends and resources.

Monthly Reports shall be prepared and presented to the Bryant City Council on a timely basis.

Balancing the budget - the state of Arkansas requires that a balanced budget be presented to Council by December 1st before the year of the budget proposed in State Statute 14-58-201.

Ordinance 2007-35 , ACA 14-58-303 and ACA 14-58-306, outlines that the Mayor may sell city assets not exceeding \$6000 in fair market value without competitive bidding. The sale of city assets over \$6000 in fair market value must be brought to council for disposal approval and recommendations.

Ordinance 2014-01 ACA 14-43-501 provides for organization of the City Council meetings and approval of the financial report from the previous month as a new business item at each monthly council meeting.

Ordinance 2021-26 ACA 19-1-505 outlines investments for municipal governments and creates an Investment Advisory Board to oversee and make recommendations regarding investments of monies regulated by the policy.

Ordinance 2022-18 ACA 14-59-105 establishes best practices for internal controls to make electronic fund disbursements of municipal funds.

City of Bryant, AR 2025 Budget Book

DEBT MANAGEMENT CITY POLICIES

The City will seek to maintain and, if possible, improve its current bond rating in order to minimize borrowing costs and preserve access to credit. The City will encourage and maintain good relations with financial bond rating agencies and will follow a policy of full and open disclosure.

Every future bond issue proposal will be accompanied by an analysis showing how the new issue combined with current debt impacts the City's debt capacity and conformance with City debt policies.

Financing shall not exceed the useful life of the asset being acquired.

The City will not use long-term debt to finance current operations.

The general policy of the City is to fund capital projects (infrastructure) with new, dedicated streams of revenue or voter approved debt. Nonvoter approved debt may be utilized when a dedicated revenue source other than general revenue can be identified to pay debt service expenses.

Interest earnings on bond proceeds will be limited to: 1) funding the improvements specified in the authorizing bond ordinance; or 2) payment of debt service on the bonds.

Utility rates will be set to ensure debt service coverage exceeds the bond indenture requirement of 110%.

The City shall comply with the Internal Revenue Code Section 148 - Arbitrage Regulation for all tax-exempt debt issued.

Proceeds from debt will be used in accordance with the purpose of the debt issue. Funds remaining after the project is completed will be used in accordance with the provisions stated in the bond ordinance that authorized the issuance of the debt.

CAPITAL MANAGEMENT CITY POLICIES

A Capital Improvement Plan will be updated annually, including anticipated funding sources. Capital improvement projects are defined as infrastructure or equipment purchases or construction that results in a capitalized asset costing more than \$5,000 and having a useful life (depreciable life) of two (2) years or more, per Resolution 2021-03.

Proposed capital projects will be reviewed by a cross-departmental team for accurate costing (design, capital, and operating), congruence with City objectives and prioritized by a set of deterministic criteria. Financing sources will be sought for the highest-ranking projects.

Capital improvement operating budget impacts will be coordinated with the development of the annual operating budget. Future operating, maintenance, and replacements costs will be considered.

City of Bryant, AR 2025 Budget Book

In 2024 Mayor Chris Treat began work on a Reserve Plan. Here is a draft below at 10/7/24, keep in mind this will be for the five major funds of General, Water, Wastewater, Street, and Stormwater

RESERVE PLAN

Adequate reserve levels are a necessary component of the City's overall financial management strategy and a key factor in external agencies' measurement of the City's financial strength. Maintenance of fund reserves for each major fund (determined by Administration to be General, Street, Stormwater, Water and Wastewater funds) assures adequate resources for cash flow and to mitigate short-term effects of revenue shortages. Reserve funds are necessary to enable the City to deal with unforeseen emergencies or changes in condition.

General Policy

The City shall maintain reserves required by law, ordinance and/or bond covenants. All expenditures drawn from reserve accounts shall require prior Council approval unless previously authorized by the City Council for expenditure within the City's annual budget. Any expenditures will comply with our purchasing policy. If reserves and/or fund balances fall below required levels as set by this policy, the City shall include within its annual budget a plan to restore reserves and/or fund balance to the required levels. All reserves will be presented in the City's annual budget.

B. Contingency Reserve

The City will maintain a Contingency Fund and shall maintain a reserve equal to \$1,000,000 to provide a financial reserve to cover revenue shortfalls resulting from unexpected economic changes or recessionary periods or to provide funds in the event of major unplanned expenditures the City could face as a result of natural disasters. City Wide total this would be \$5,000,000. \$1,000,000 for each major fund.

C. Operating Reserve

The City will maintain an operating reserve to provide for adequate cash flow, budget contingencies, and insurance reserves. The operating reserve will be determined as follows: 1. Cash Flow Reserve: The City will maintain a cash flow reserve in an amount a minimum of 90 days of budgeted payroll expenditures by major fund. The City will review this annually during budget preparations.

D. Capital Reserve

The City will maintain a sufficiently funded capital reserve based on the capital depreciation schedule by major fund. The required level of reserve will equal each year's depreciation schedule.

E. Grant Reserve

The City will maintain at least \$250,000 in reserves for grants applications to cover the city's portion of matching grants for a total of \$1.25 million city wide. This bucket may not be spread equally among the five major funds.

F. Debt Reserve

The City will maintain at a minimum one annual payment of principal related to each debt issuance both short term (less than 5 years) and long term.

Excess Reserve

The City will use excess above the targeted reserve levels for:

- new expenditures, with emphasis on one-time uses that achieve future operation cost reductions
- capital asset investments with a long term benefit of prepaying existing debt
- employee bonuses, retirement benefits
- interest earning investments allowed by state law

City of Bryant, AR 2025 Budget Book

In 2024 Mayor Chris Treat began work on several new plans.

A Proactive Approach to Annexation Benefiting the City of Bryant

The City of Bryant has long been, and will continue to be, a desirable place to live. However, as developable land within city limits becomes increasingly scarce, new development has been pushed beyond these boundaries. This expansion has led to the creation of several neighborhoods within the Bryant School District but outside the city limits. Over the years, this has resulted in a situation where the City provides essential services to these areas without receiving the corresponding sales tax or property tax revenue needed to fund those services. It's clear that the City is currently missing out on revenue that would significantly offset the costs of the services we are already providing to these neighborhoods.

To address this issue, we intend to implement a proactive annexation plan designed to gradually reverse this trend. Our goal is to annex both existing and future developments that impact city costs, ensuring that the City recoups the expenses associated with these developments.

Our plan will focus on three key areas:

1. ****Established Neighborhoods****: acknowledging areas that are already developed and receiving city services but not paying property or sales tax to the City of Bryant.
2. ****Neighborhoods in Early Development Stages****: Identifying and annexing neighborhoods that are still in the initial phases of development. Allowing the city to benefit from the substantial sales tax on construction material and provide more quality control requiring these developments to pass city inspection.
3. ****Undeveloped Land Likely to be Developed Soon****: Proactively annexing land that is expected to be developed in the near future. Allowing for better comprehensive and streamlined planning for smart growth.

This strategic approach will help ensure that the City of Bryant can continue to thrive while maintaining the quality of services our residents expect and deserve.

The City of Bryant is committed to communicating with the residents about this annexation plan every step of the way.

(1) Currently there exists over 1200 homes that lie within the Northern Extraterritorial Jurisdiction but outside the City Limits with another 4000 future homes possible. Extraterritorial jurisdiction (ETJ) refers to a designated area one mile outside of a city's incorporated boundaries where the city has limited regulatory authority. It's a buffer zone that allows a city to extend its influence beyond its corporate limits for future growth and development. Anticipated property tax for 1200 homes is estimated to be \$160 per home for a total annual revenue of \$192,000. 5000 homes would be \$800,000. American households spend on average approximately \$9500 annual on online purchases. At a 3% sales tax rate, 1200 homes would generate \$342,000 sales tax annually, whereas 5000 homes would generate \$1,425,000 annually. New construction sales tax on materials for homes is estimated at \$5,500 per home.

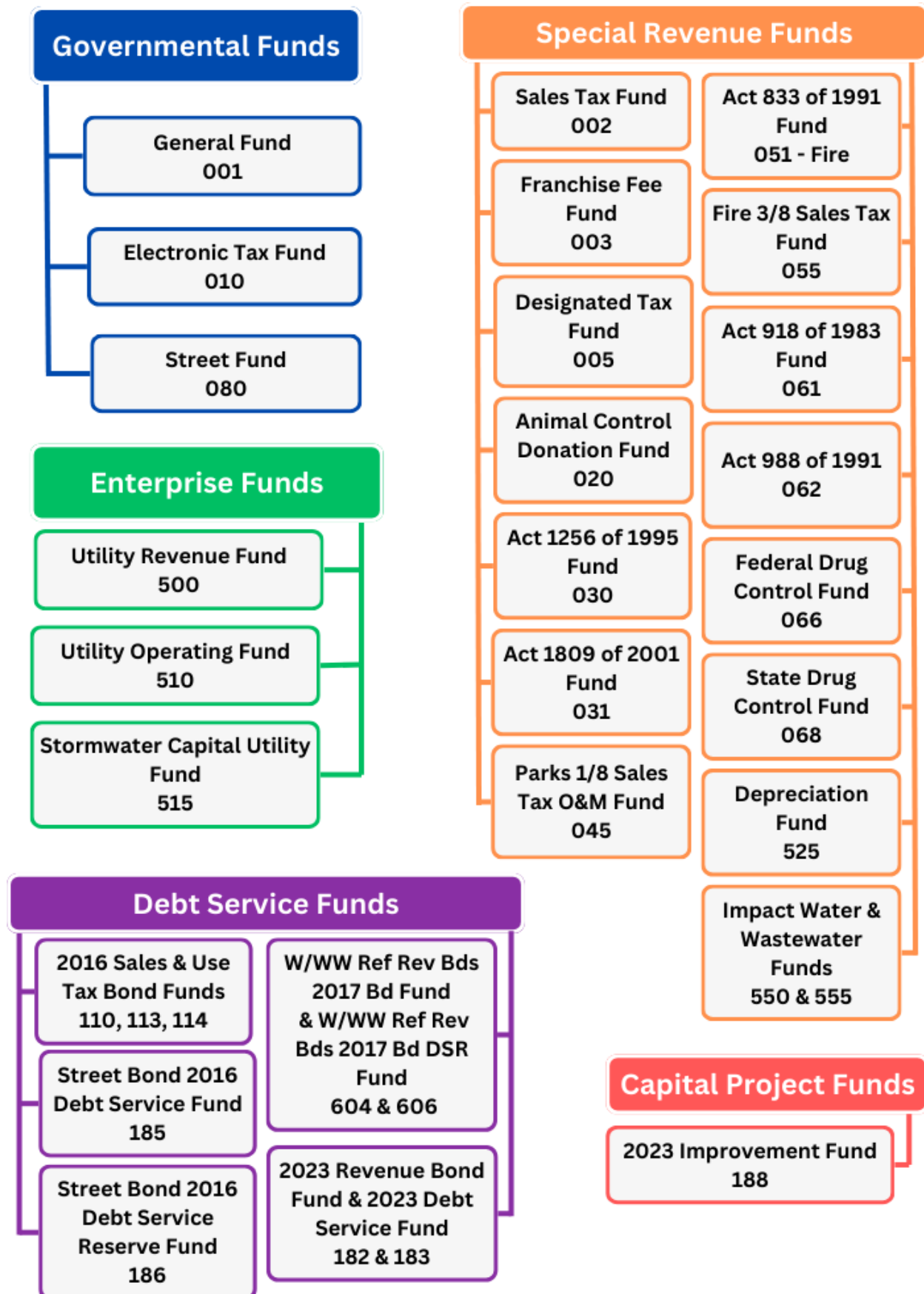
(2) Public safety operates a mutual and automatic aid agreement with the County in the ETJ. Parks are also used heavily by county residents closest to the city limits. The city department that does not currently service these areas in any way is the Street Department - taking on these additional streets will provide issues for the street fund.

A sample of how these items might affect a four person family leaving in a \$200,0000 house is shown below:

3% increase to on line sales	\$285	
Reduction to Sewer bill	(\$360)	
Millage increase	\$160	
Reduction in Home Insurance	-100	(on avg. homeowners save \$200-\$300 with Class 1 ISO rating vs. a class 2)
<hr/> Total		(\$15)

City of Bryant, AR 2025 Budget Book

FUND STRUCTURE ORGANIZATION CHART



City of Bryant, AR 2025 Budget Book

Governmental Funds

General Fund (001) is the city's primary operating fund. It accounts for all financial resources of the general government except those required to be accounted for in another fund.

Electronic Tax Fund (010) is used to house payroll associated liabilities and sales taxes as they come in from the state. Any fund leftover in this fund over a period belong to another entity such as the state, county, employees, etc. This fund merely serves as a clearing fund.

Street Fund (080) is a special revenue fund to account for all activities associated with maintaining and constructing streets. Arkansas statutes that provide funding for street and drainage projects require that these activities be accounted for separately. The Street fund is financed by state turnback funds, and a portion of a state-wide 1/2 cent sales tax approved by the voters in July 2013.

Enterprise Funds

Utility Revenue Fund (500) is used to account for activities associated with collecting the revenues of water, wastewater, and stormwater via the monthly bill collections and the treatment and distribution of drinkable water to customers in department 0900.

Utility Operating Fund (510) is used to account for activities associated with collecting, treating, and disposing sewage from customers in department 0950.

Stormwater Utility Fund (515) is used to account for activities associated with completing major capital stormwater projects.

Debt Service Funds

2016 Sales & Use Tax Bond Funds (110, 113, 114) These bonds were obtained to fund two Fire Stations, several Parks Projects and the Street connection from I30 to the Airport.

Street Bond 2016 Debt Service Fund (185) These bond funds were refunded in 2016 and the proceeds used to fund the on off ramp connecting I30 to the Street discussed above connecting I30 to the Airport and providing traffic relief along Reynolds Road.

Street Bond 2016 Debt Service Reserve Fund (186) is the Debt Bond Requirement for the 2016 Franchise Fee Funded Bonds.

W/WW Ref Rev Bds 2017 Bond Fund and W/WW Ref Rev Bond Debt Service Revenue Fund (604 & 606) hold money associated with the 2017 Water/Wastewater Revenue Bonds - These bonds have been refunded and used several times to fund various Water and Wastewater infrastructure needs.

The 2023 Revenue Bond Fund (182) is used to pay the bond to the Trustee Regions & the 2023 Debt Service Fund (183) is the Debt Bond requirement to support the 2023 Bond issuance.

Capital Project Funds

2023 Improvement Fund (188) were designated to be spent within three years of the 2023 Sales & Use Bond for the second half to the Parkway.

City of Bryant, AR 2025 Budget Book

Special Revenue Funds

Sales Tax Fund (002) is where the initial deposits of sales tax collections from the state before being distributed to other funds. For audit purposes it is shown with the General Fund (001).

Franchise Fees (003) is where the initial deposit of franchise fees collected from utility companies before being distributed to other funds. For audit purposes, it is shown with the General Fund (001).

Designated Tax Fund (005) Bryant Ordinance no. 1996-08 (March 25, 1996) provided for the levy of a one cent sales and use tax for the purpose of street improvements (30%), fire department (25%), police department (25%), city parks (10%), and animal control (10%)

Animal Control Donation (020) Bryant City Code 6.12.01 (2013) via Ordinance 2011-24 established fund to receive donations for the animal control department to be used for any purpose reasonably related to the care, custody, and control of animals secured by the department including training, education, and assistance.

Act 1256 of 1995 (030) Administration of Justice Fund - ACA 16-10-308 established that cities would receive a share of the uniform court costs and filing fees levied by the state law. These may be used to defray a part of the expenses of the administration of justice in the City. These funds are kept and spent from this fund.

Act 1809 of 2001 (031) District Court Automation Fund ACA 16-13-704 established that 1/2 of \$5 per month on each person in the court could only be used for court-related technology. These funds are kept and spent from this fund.

Park 1/8 Sales Tax O & M (045) Bryant City Code 12.32.01 (2013) levied a .125% sales and use tax to be used to acquire, construct, improve, expand, equip, furnish, operate and maintain new or existing park and recreational facilities, including parking, landscaping, signage, lighting, concession, road and utility improvements, and to pay and secure the repayment of park and recreational bonds.

Act 833 of 1991 (051) Fire Equipment and Training fund is used to account for specific revenues per ACA 14-284-403, 404 which requires insurance premium tax funds to be distributed by the County to municipal fire departments for training, purchase and improvement of fire fighting equipment, initial capital construction or improvements of fire departments, insurance for buildings and utilities costs.

Fire 3/8 Sales Tax (055) Bryant City Code 2.36.07 (2013) levied a .375% sales and use tax to be used to operate and maintain; acquire apparatus and equipment, acquire, construct, improve, and expand facilities; to pay and secure repayment of fire department bonds

Act 918 of 1983 (061) ACA 12-41-701 established the ability of cities to receive a portion of fines and penalties from the Courts to be used for law enforcement purposes. These funds are kept and spent from this fund.

Act 988 of 1991 (062) ACA 27-22-103 established the ability of cities to receive the fine for citizens who fail to insure their motor vehicles and use those fines for the purchase and maintenance of rescue, emergency medical, and law enforcement vehicles, communication equipment, animals owned or used by law enforcement agencies, life saving medical apparatus, and law enforcement apparatus. These funds are kept and spent from this fund.

Federal Drug Control (066) and State Drug Control (068) established that asset forfeitures resulting from drug offense cases should go to the arresting agency. These revenues shall only be used for law enforcement purposes.

Depreciation WW (525) holds money set aside each month by the Customer Service Management Group per the Bond Debt Covenants.

Impact Water and Wastewater Funds (550 & 555) holds money collected by Code Enforcement as well approximately \$600 collected for Water and \$500 for Wastewater.

City of Bryant, AR 2025 Budget Book

	Administration	Planning & Development	Animal Control	Courts	Parks & Recreation	Fire	Police	Street	Stormwater	Water	Wastewater
General Fund 001	X	X	X	X	X	X	X				
Sales Tax Fund 002	X	X	X	X	X	X	X				
Franchise Fee Fund 003	X	X	X	X	X	X	X				
Electronic Tax Fund 010	X	X	X	X	X	X	X	X	X	X	X
Animal Control Donation Fund 020			X								
Act 1256 of 1995 Fund 030				X							
Act 1809 of 2001 Fund 031				X							
Parks 1/8 Sales Tax O&M Fund 045					X						
Act 833 of 1991 Fund 051						X					
Fire 3/8 Sales Tax Fund 055						X					
Act 918 of 1983 Fund 061							X				
Act 988 of 1991 Fund 062							X				
Federal Drug Control Fund 066							X				
State Drug Control Fund 068							X				
Street Fund 080								X			
2016 Sales Tax Bond Funds 110, 113, 114					X	X		X			
2023 Bond Funds 182 & 183								X			
Street Bond 2016 Debt Funds 185 & 186								X			
2023 Improvement Fund 188								X			
Utility Revenue Fund 500										X	
Utility Operating Fund 510											X
Stormwater Capital Utility Fund 515								X			
Depreciation Fund 525										X	X
Water & Wastewater Impact Funds 550 & 555										X	X
2017 Bond Funds 604 & 606										X	X

City of Bryant, AR 2025 Budget Book

Summary of 2021 -2025 and Category Totals for Major Funds

Requested Revision I	Engineering	Admin	Planning	Animal	Court	Park	Fire	Police	Code	General TOTAL	Street	Water/WW
Proposed 2021 Revenues	0	5,925,004	7,000	554,004	743,420	2,209,495	3,243,454	1,914,984	532,870	15,130,231	3,862,833	17,992,735
Proposed 2021 Expenses	37,360	757,659	260,618	552,845	508,236	2,631,470	4,475,767	5,478,426	434,022	15,136,403	5,579,040	21,118,920
Proposed 2021 Net	(37,360)	5,167,345	(253,618)	1,159	235,184	(421,975)	(1,232,313)	(3,563,442)	98,848	(6,172)	(1,716,207)	(3,126,185)

Requested Revision I	Engineering	Admin	Planning	Animal	Court	Park	Fire	Police	Community	General TOTAL	Street	Water/WW
				Control					Development*			
Proposed 2022 Revenues	0	6,987,736	0	629,334	743,420	2,390,621	3,767,410	2,087,064	566,120	17,171,705	4,332,276	18,609,235
Proposed 2022 Expenses	47,910	1,143,474	0	791,845	509,826	2,820,934	4,772,165	6,267,374	752,709	17,106,238	5,583,919	25,121,271
Proposed 2022 Net	(47,910)	5,844,262	0	(162,511)	233,594	(430,313)	(1,004,755)	(4,180,310)	(186,589)	65,467	(1,251,643)	(6,512,036)

Requested Revision I	Admin	Community	Animal	Court	Park	Fire	Police	Community	General TOTAL	Street	Water/WW/Storm(515)
	(includes Eng)	Development*	Control					Development*			
Proposed 2023 Revenues	0	7,359,408	617,250	666,501	743,420	2,441,247	4,017,705	2,179,982	18,025,513	4,143,777	11,007,359
Proposed 2023 Expenses	1,113,333	758,379	799,618	692,857	2,993,511	4,910,676	6,597,139	17,865,513	17,865,513	4,534,758	11,647,885
Proposed 2023 Net	0	6,246,075	(141,129)	(133,117)	50,563	(552,264)	(892,971)	(4,417,157)	0	160,000	(390,981)

As Originally Adopted	Admin	Planning &	Animal	Court	Park	Fire	Police	General TOTAL	Street	Water/WW/Storm 515
	(includes Eng)	Development*	Control							
Proposed 2024 Revenues	0	8,707,220	679,300	694,700	743,420	2,419,825	4,220,450	19,754,395	3,803,875	10,937,228
Proposed 2024 Expenses	1,061,262	725,608	843,555	669,695	3,008,409	5,768,521	7,676,783	19,753,833	6,440,945	10,399,192
Proposed 2024 Net	0	7,645,958	(46,308)	(148,855)	73,725	(588,584)	(1,548,071)	0	562	(2,637,070)

*Planning and Code were combined in 2022, then in 2024 they became Planning and Dev.

Proposed 2025 Revenues	8,979,440	676,800	708,452	743,420	2,491,525	4,333,338	2,113,635	20,046,610	4,210,360	12,706,260
Proposed 2025 Expenses	1,318,748	839,229	969,425	727,741	3,339,404	6,071,690	6,780,369	20,046,606	4,207,683	12,441,221
Proposed 2025 Net	7,660,692	(162,429)	(260,973)	15,679	(847,879)	(1,738,352)	(4,666,734)	0	4	2,677

76% See below the percentage of general fund revenues made up by taxes. As noted elsewhere in this document the City needs to diversify its revenue streams.

Revenues	% of Total GF									
Rates on Utility Bills										10753585
Sales Tax (shown as Transfs)	76%	7,039,220	125,000	678,072		1,525,650	4,237,888	1,695,155	15,300,985	2,034,860
Property Millage 4151	8%	1,639,220					55,700		1,694,920	2,174,000
Other	15%	301,000	551,800	30,380	743,420	965,875	39,750	418,480	3,050,705	1,500
Total	100%	8,979,440	676,800	708,452	743,420	2,491,525	4,333,338	2,113,635	0	20,046,610
Expenses										
Personnel	74%	463,832	665,408	739,340	523,316	1,875,431	5,239,976	5,409,920	14,917,223	2,276,694
Building & Grounds	6%	50,068	9,753	45,592	23,524	770,356	191,415	153,478	1,244,186	235,602
Vehicle	3%	3,265	12,149	9,373	0	31,316	164,677	325,900	546,680	277,497
Supply	2%	10,260	4,500	25,650	12,000	97,300	169,300	60,000	379,010	499,396
Operations	2%	120,512	43,928	2,325	161,745	41,630	16,000	16,380	402,520	109,200
Professional Services	2%	118,700	43,820	34,500	4,100	155,500	1,000	10,000	367,620	534,500
Miscellaneous	3%	421,861	10,100	10,000	3,056	26,000	25,000	63,002	559,019	24,776
Intergovernmental Tsfr	0%								0	0
Contract/Don/Overlays/Reimb	1%	95,550						33,700	129,250	
Bonds/Leases	4%	31,150	44,500	92,230		304,650	228,746	111,325	812,601	92,003
Capital Assets/Leases/Int Exp	3%	3,550	5,071	10,415		37,221	35,576	596,664	688,497	250,017
Total	100%	1,318,748	839,229	969,425	727,741	3,339,404	6,071,690	6,780,369	0	20,046,606

Each month the City receives 3% of sales tax back from the State of Arkansas. This 3% is mandated by the Citizens via vote to be spent on the following listed categories. You can see from the charts above and below what a large percentage Sales Taxes make up of the overall total Revenues for the General Fund.

The chart below shows how the 3% sales tax above is allocated and budgeted for 2025.

	Monthly	Annually
1% GF	565,052	6,780,620
1/8 Parks	70,631	847,578
3/8 Fire	211,894	2,542,733
4/8 Bond	282,526	3,390,310
Animal 10%	56,505	678,062
Parks 10%	56,505	678,062
Fire 25%	141,263	1,695,155
Police 25%	141,263	1,695,155
Street 30%	169,516	2,034,186
Total	1,695,155	20,341,860

Divided by 3

565,052

6,780,620

Stormwater Related Cap in Street Fund also in 515 Fund

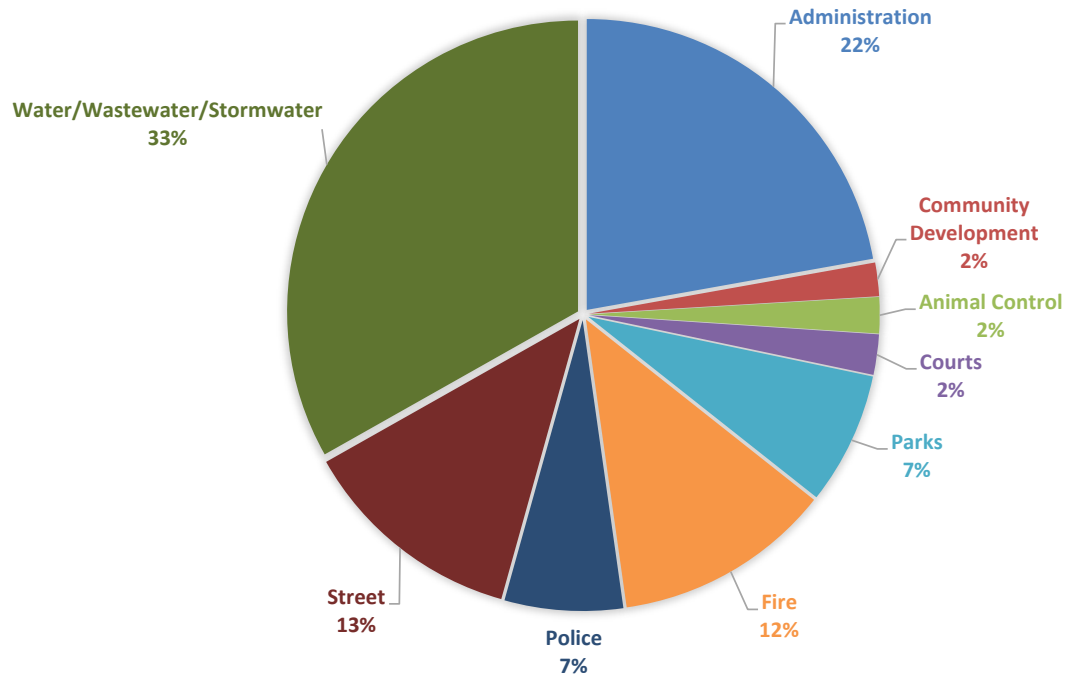
Street Cap	250,017
Total	250,017
Water Cap	832,001
WW Cap	1,813,015
Total W.WW	2,645,016

Plans for Fund Balances for the three major funds (General, Street, and Water/Wastewater) are shown above and on the Focus Area page XX. The City completed several projects in 2024. However, a few projects for both Street and Water/Wastewater were carried over via Purchase Order Encumbrances so separately adopted by Council and not in this budget. Any planned dipping into Fund Balances is the result of Capital Plans. Street adopted capital plans for \$250,017 (plus non cap overlays of \$XXX) in this budget and Water/Wastewater adopted plans for \$2,645,016 (plus \$XXX of depreciation expense as well). Note further that some one time capital projects will be requested out of General Fund savings in January of 2025 after this initial budget was adopted. Council wisely waited to see how the year ended before approving these projects. Council and the Administration has followed this process for the past several years.

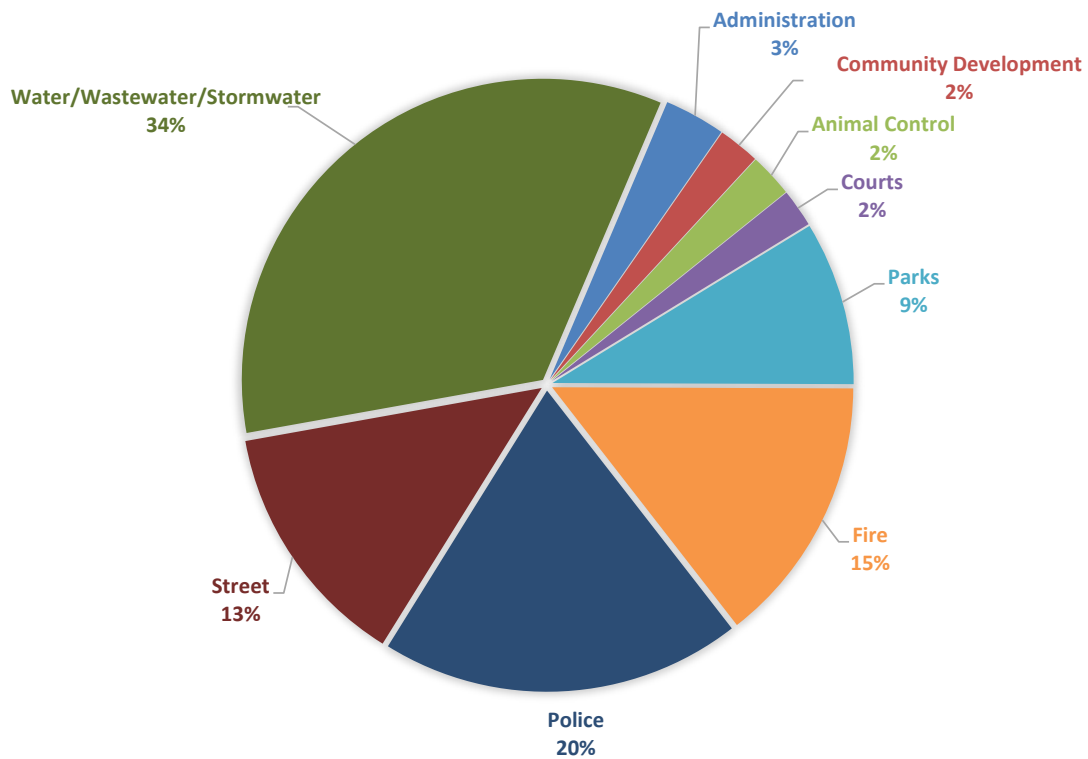
2% over July	2% over Aug	2.5% over
1629312.286	1651504.125	1653809.667
32586.24571	33030.0825	41345.24167
1661898.531	1684534.208	1695154.908
19942782.38	20214410.49	271628.1129
		20341858.9

Summary of 2020 -2022 and Category Totals for Major Funds

TOTAL REVENUE PER DEPARTMENT



TOTAL EXPENSES PER DEPARTMENT



HR, Personnel and JESAP Overview

GFOA recommends long-range operating financial plans to help cities identify trends and potential impacts. The following General Fund Forecast and City Wide Revenue Review pages attempt to address this recommendation. The next page is a forecast of the General Fund through 2030 based off a look back to 2022. The city took the historical averages of increases over the last three years and used these to forecast out the next five years. The outcome is what was expected - ie. the city 's expenses are outpacing its revenues. For the past several years the Finance Department has been advising the Mayor and Council that revenue sources need to be diversified and increased. With the new Mayor entering office in March of 2024 he began to work on this issue and has encourages the Finance department to include the next page after the forecast. This page is a revenue of the revenues sources and amounts over the past decade and a list of the possible other areas/ ways to increase revenues over the next three to five years.

General Fund Budget Forecast

001, 002, 003 Fund	2022	2023	2024	2025	2026	2027	2028	2029	2030
Revenue	Audited Actuals	Audited Actuals	Current Budget	Proposed Budget					
Taxes	\$ 7,366,326	\$ 7,770,797	\$ 8,411,920	\$ 8,467,520	\$ 8,874,023	\$ 9,300,041	\$ 9,746,511	\$ 10,214,415	\$ 10,704,781.69
Fees & Permits	\$ 474,926	\$ 476,832	\$ 584,300	\$ 576,680	\$ 618,268	\$ 662,856	\$ 710,659	\$ 761,909	\$ 816,855.67
Membership, Rental Fees, Park Programming	\$ 516,251	\$ 565,750	\$ 605,425	\$ 605,925	\$ 639,622	\$ 675,192	\$ 712,741	\$ 752,378	\$ 794,219.31
Grant Revenues	\$ 23,103	\$ 215,177	\$ 233,700	\$ 26,700	\$ -	\$ -	\$ -	\$ -	\$ -
Reimbursements	\$ 542,542	\$ 646,957	\$ 518,000	\$ 547,000	\$ 518,000	\$ 518,000	\$ 518,000	\$ 518,000	\$ 518,000.00
Sales of Service	\$ 1,735,995	\$ 1,782,958	\$ 1,537,700	\$ 1,556,500	\$ 1,537,700	\$ 1,537,700	\$ 1,537,700	\$ 1,537,700	\$ 1,537,700.00
Fines & Forfeitures	\$ 480,510	\$ 422,013	\$ 539,680	\$ 539,680	\$ 567,938	\$ 597,676	\$ 628,971	\$ 661,905	\$ 696,562.72
Investment Earnings	\$ 476	\$ 187,033	\$ 300,000	\$ 300,000	\$ 300,000	\$ 300,000	\$ 300,000	\$ 300,000	\$ 300,000.00
Misc. *	\$ 828,219	\$ 623,508	\$ 330,609	\$ 233,220	\$ 330,000	\$ 330,000	\$ 330,000	\$ 330,000	\$ 330,000
Total Revenues	\$ 11,968,349	\$ 12,691,025	\$ 13,061,333.92	\$ 12,853,225.00	\$ 13,385,551.18	\$ 13,921,465.26	\$ 14,484,582.10	\$ 15,076,306.96	\$ 15,698,119.39

001, 002, 003 Fund	2022	2023	2024	2025	2026	2027	2028	2029	2030
Expenditures	Audited Actuals	Audited Actuals	Current Budget	Proposed Budget					
Personnel Expense	\$ 11,916,650	\$ 13,133,935	\$ 14,934,925	\$ 14,653,572	\$ 15,730,299	\$ 16,886,142	\$ 18,126,915	\$ 19,458,859	\$ 20,888,671.88
Building & Grounds Exp	\$ 1,328,142	\$ 1,366,612	\$ 1,360,016	\$ 1,226,299	\$ 1,250,825	\$ 1,275,841	\$ 1,301,358	\$ 1,327,385	\$ 1,353,933.05
Vehicle Expense	\$ 643,895	\$ 599,819	\$ 596,490	\$ 536,680	\$ 547,414	\$ 558,362	\$ 569,529	\$ 580,920	\$ 592,538.46
Supply Expense	\$ 300,805	\$ 430,944	\$ 355,459	\$ 379,010	\$ 419,909	\$ 465,220	\$ 515,422	\$ 571,040	\$ 632,660.86
Operations Expense	\$ 211,298	\$ 317,574	\$ 362,512	\$ 386,668	\$ 478,323	\$ 591,703	\$ 731,958	\$ 905,459	\$ 1,120,085.50
Professional Services	\$ 357,143	\$ 328,408	\$ 355,165	\$ 367,620	\$ 372,042	\$ 376,517	\$ 381,046	\$ 385,629	\$ 390,267.67
Miscellaneous Expense	\$ 362,537	\$ 434,010	\$ 403,125	\$ 641,517	\$ 794,914	\$ 984,990	\$ 1,220,516	\$ 1,512,361	\$ 1,873,989.37
Reimbursement	\$ 66,194	\$ 255,712	\$ 5,000	\$ -	\$ -	\$ -	\$ -	\$ -	\$ -
Donation Expense	\$ 90,000	\$ 96,017	\$ 96,017	\$ 95,550	\$ 96,017	\$ 96,017	\$ 96,017	\$ 96,017	\$ 98,001.09
Grant Expense	\$ 31,395	\$ 19,533	\$ 33,700	\$ 33,700	\$ 37,603	\$ 41,959	\$ 46,818	\$ 52,241	\$ 58,291.86
Bond Expense	\$ 989,437	\$ 842,395	\$ 1,000,773	\$ 812,601	\$ 1,454,406	\$ 2,596,570	\$ 3,701,765	\$ 4,516,009	\$ 4,292,271.19
Capital Assets	\$ 2,030,448	\$ 2,246,856	\$ -	\$ 2,748,000	\$ -	\$ -	\$ -	\$ -	\$ -
Interest Expense	\$ 99,507	\$ 135,872	\$ 139,790	\$ 190,497	\$ 308,893	\$ 438,377	\$ 580,917	\$ 738,939	\$ 925,404.49
Total Expenses	\$ 18,427,451	\$ 20,207,687	\$ 19,642,973	\$ 22,071,714	\$ 21,490,644	\$ 24,311,698	\$ 27,272,262	\$ 30,144,859	\$ 32,226,115

001, 002, 003 Fund	2022	2023	2024	2025	2026	2027	2028	2029	2030
Other Financing Sources (Uses)									
Loan Proceeds for Public Safety	\$ 822,779.00	\$ -	\$ -	\$ 2,250,000.00	\$ -	\$ -	\$ -	\$ -	\$ -
Transfers in	\$ 13,239,328	\$ 14,358,546	\$ 14,677,400	\$ 14,951,384	\$ 15,576,407	\$ 16,227,558	\$ 16,905,929	\$ 17,612,659	\$ 18,348,932.71
Transfer out	\$ (6,758,522)	\$ (7,371,496)	\$ (7,925,321)	\$ (7,763,730)	\$ (8,140,110)	\$ (8,534,737)	\$ (8,948,495)	\$ (9,382,311)	\$ (9,837,158.97)
Total Revenues	\$ 7,303,585	\$ 6,987,051	\$ 6,752,079	\$ 9,437,654	\$ 7,436,297	\$ 7,692,821	\$ 7,957,435	\$ 8,230,348	\$ 8,511,774
Changes in fund balances	\$ 844,483	\$ (529,612)	\$ 170,440	\$ 219,165	\$ (668,796)	\$ (2,697,412)	\$ (4,830,245)	\$ (6,838,204)	\$ (8,016,222)
Fund Balance - beginning	\$ 12,164,159.00	\$ 13,008,642	\$ 13,008,642	\$ 13,179,082	\$ 13,398,247	\$ 12,729,451	\$ 10,032,039	\$ 5,201,794	\$ (1,636,411)
Fund Balance - ending	\$ 13,008,642	\$ 12,479,030	\$ 13,179,082	\$ 13,398,247	\$ 12,729,451	\$ 10,032,039	\$ 5,201,794	\$ (1,636,411)	\$ (9,652,633)

Known Factors

2026 - New Fire Truck Payment Deferrment Ends (4 months in 2026 \$256,683.16, 12 months for 2027 & 2028 \$770,049.48, 8 months in 2029 \$513,366.32 (in bond expense until payment schedule received))

2025 Loan Proceeds - New Amendment 78 for \$2 mil + matching capital assets

	Principal	Interest
2025	\$ 407,386.66	\$ 88,320.66
2026	\$ 425,380.82	\$ 70,326.50
2027	\$ 444,169.79	\$ 51,537.54
2028	\$ 463,788.65	\$ 31,918.67
2029	\$ 484,274.08	\$ 11,433.25

2022 Amend 78 for Police Training Facility, improvements to Tennis Court, and AC vehicle end March 1 - \$194,849.64 per year (\$146,137.23 in 2027)

2020 Police Tower Loan ends November 2024 - subtracted \$421,020 from Bond Expense & \$4,921 in Interest Expense

2023 Fire Note Payments for Fire Truck Loan beginning in 2023 end in September 2028 - \$200,215.32 per year (\$50,053.83 in 2026)

DRAFT

City of Bryant, AR 2025 Budget Book

City Wide Revenue Review

		Admin	Planning & Development	Animal Control	Court	Park	Fire	Police	General	TOTAL	Street
Revenues	%s of Total GF	See below the percentage of general fund revenues made up by taxes. As noted elsewhere in this document the City needs to diversify its revenue str									
Sales Tax (shown as Transfers)	75%	7,002,600	125,000	664,760		1,495,710	4,154,750	1,661,900	15,104,720		2,034,860
Fees	8%		550,800	24,380		963,875	19,500		1,558,555		
Property Millage 4151	8%	1,639,220					55,700		1,694,920		600,000
Fines	3%			6,000	532,900			780	539,680		
SRO Contract/Grants	2%							383,700	383,700		
State Turnback 4150	2%	308,220							308,220		1,574,000
Interest Revenue	1%	300,000							300,000		
Other/Misc.	1%	1,000	1,000		210,520	2,000	20,250	5,000	239,770		1,500
Total	100%	9,251,040	676,800	695,140	743,420	2,461,585	4,250,200	2,051,380	20,129,565		4,210,360

Each month the City receives 3% of sales tax back from the State of Arkansas. This 3% is mandated by the Citizens via vote to be spent on the following listed categories. You can see from the charts above and below what a large percentage Sales Taxes make up of the overall total Revenues for the General Fund.

	2014	2015	2016	2017	2018	2019	2020	2021	2022	2023
Revenues and other changes in net position - Governmental Activities (excerpt from the annual audit)										
Sales Tax	12,262,250	12,906,179	12,282,240	13,324,849	13,853,391	14,566,568	15,814,860	18,216,389	19,175,391	19,412,887
Property Taxes	2,172,726	2,135,035	2,134,743	2,197,526	2,160,852	2,345,059	2,412,537	2,539,752	2,825,754	3,091,199
Franchise Fees/Turnback	1,283,233	1,420,096	1,299,512	1,077,234	1,325,949	1,317,696	1,304,543	1,454,487	1,555,798	1,589,032
Investment earnings	18,661	31,151	19,344	195,141	578,545	290,333	56,631	4,856	51,708	693,987
Transfers in / State of Arkansas	-	(522,582)	40,107,315	-	-	(499,997)	-	-	32,820	(1,343,083)
Charges for Services	2,429,844	3,711,434	2,956,829	3,258,705	6,279,042	3,797,954	3,671,950	6,386,701	4,534,166	3,983,213
Grants / Contributions	-	46,239	70,690	39,598	276,300	34,409	99,510	2,202,820	3,253,586	4,220,925
Total	18,166,714	19,727,552	58,870,673	20,093,053	24,474,079	21,852,022	23,360,031	30,805,005	31,429,223	31,648,160

Sales Tax - As is common across Arkansas for cities - Bryant is heavily dependent on sales tax for the majority of its general and street fund revenues. Property values and corresponding millage rates are much lower in the state than across the rest of the nation. This poses some issues. One notable issue in having this lack of diversification in our revenues streams is the uncertainty of sales tax. Sales tax varies with the local and national economies and is hard to predict a year out. While the current city administration has no plans to raise the overall sales tax level in the city it does propose the concept of changing the allocation of the current percentages. Right now 1% is undesignated and 3/8 of another of the 1%'s is designated to Fire while there is not similar amount designated to the Police Dept. This current administration would like to explore the possibility of asking the citizens through a vote to change the designation percentages to more closely align with their priorities. See the Focus Areas on page XXX

The second highest revenue source for the general fund is fees. Each year for the past several years we have included an appendix in this document of these fees. This year this is on pages XX of this document. Including this as an appendix assists the department heads in and annual review of these fees. The city is constantly reviewing surrounding city's fee rates and making sure ours are in line with those fees and also where possible adequately cover associated costs.

Millage - As early as the summer of 2025 management hopes that Council will consider adding a mil dedicated to Fire and Police Pension. This in the conjunction with the changes proposed around the sales tax allocation would help to dedicate funds to Public Safety as the citizens have indicated is their primary concern. The state allows cities to dedicate 1 mil to Fire and Police Pensions without it going to a vote of the people. This potential \$xxx,xxx would in no way cover the approximate \$1.2 million in pension costs but as an increase to revenue the difference could be put to much needed facility maintenance.

State Turnback amounts are received monthly from the state with the rates derived from population counts. Increasing the population through Annexation is one avenue for increasing the state turnback amounts.

Stormwater Rates - Perhaps the most pressing revenue area of change is in the area of Stormwater Repairs and Maintenance. As of 9/20/24 the city is close to completion of a Stormwater Feasibility Study. Once this study comes back it is believed it will show that our current static Stormwater rates of \$3.00 for residential property and \$6.00 per commercial property are woefully inadequate to handle the city's stormwater needs and that similarly to other cities across the US the fee needs to be based on permeable surface area. If this change is made it will help the city long term to fund the needed stormwater maintenance, education and improvements. These items in the past have been handled by a combination of fees, grants, and the ARPA funds. The city needs a viable long term solution for these needs.

Annexation - Shortly into his first term Mayor Treat set up meetings with several Committee and Council Members to discuss an official public City Annexation Policy. Since Bryant is bordered on the west by the city of Benton and the east in part by the city of Alexander growth or extension of the city limits is expected to come from the north and south, mostly from the north as the city of Bauxite is close to the southern border. In conjunction with our Economic Forecast on page XX of this document we are looking for areas to increase revenues in the future. While traditionally annexation is a loss over the first several years the money to be made is in two clear areas at initial development from delivery of building supplies to developing neighborhoods and then after several years in the form of larger population amounts in the census which will translate into higher State Turnback amounts. See this new policy at page XX but note that the big picture is to grow the City Borders to where possible emulate the Bryant School District borders - many of these families already feel a sense of allegiance to Bryant and in some cases believe themselves to already be in the city limits. Through reciprocal agreements we serve these families with fire and police and these individuals use our parks, senior center, and youth programs. We need to achieve the revenues to match these already existing expenses.

Advertising and Promotion Tax - The City of Bryant had an A&P Tax in 2018 through 2019 but it was disbanded. Which this administration and the finance department feel was a significant step away from diversification of revenue sources. The revenues collected during that time helped to maintain the city parks and promote community activities for the next two years. Bryant is surrounded by cities that have A&P taxes. In the state of Arkansas these funds can only legally be used to fund two things - Parks and City Advertising. They are additional taxes/rates (up to 4%) on prepared food and hotels. This administration plans to pursue this revenue source again at the Special Election in May of 2027. The hope is to continue educating the citizens on how these funds can help them and improve their city services while much of the revenues come from visitors along the 130 corridor.

Impact Fees - review to be completed in 2025? - Impact fees are fees on new development tied to increased services that are a result of those increases to development. These types of fees could in theory help fund Fire, Police, Animal Control ... In 2024 the City started exploring this potential area of funding and hopes to have information to share with Council and the citizens in 2025.

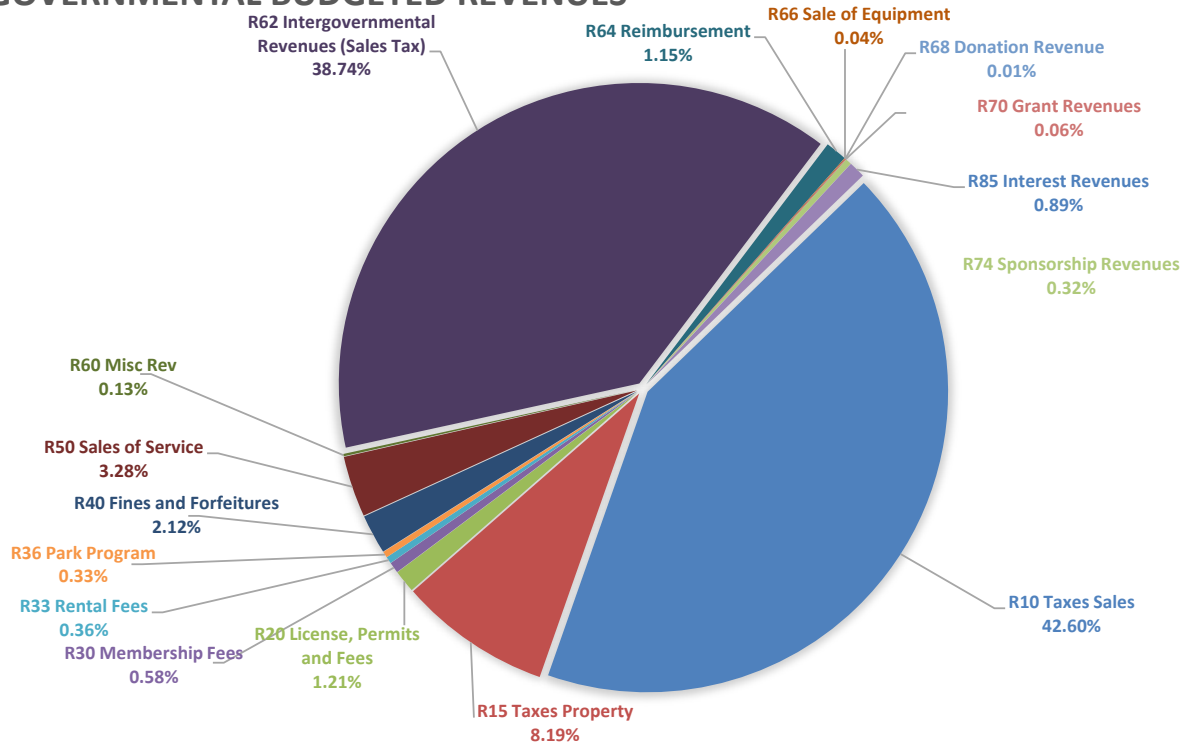
Other and Grants - reference other pages in this book

City of Bryant, AR 2025 Budget Book

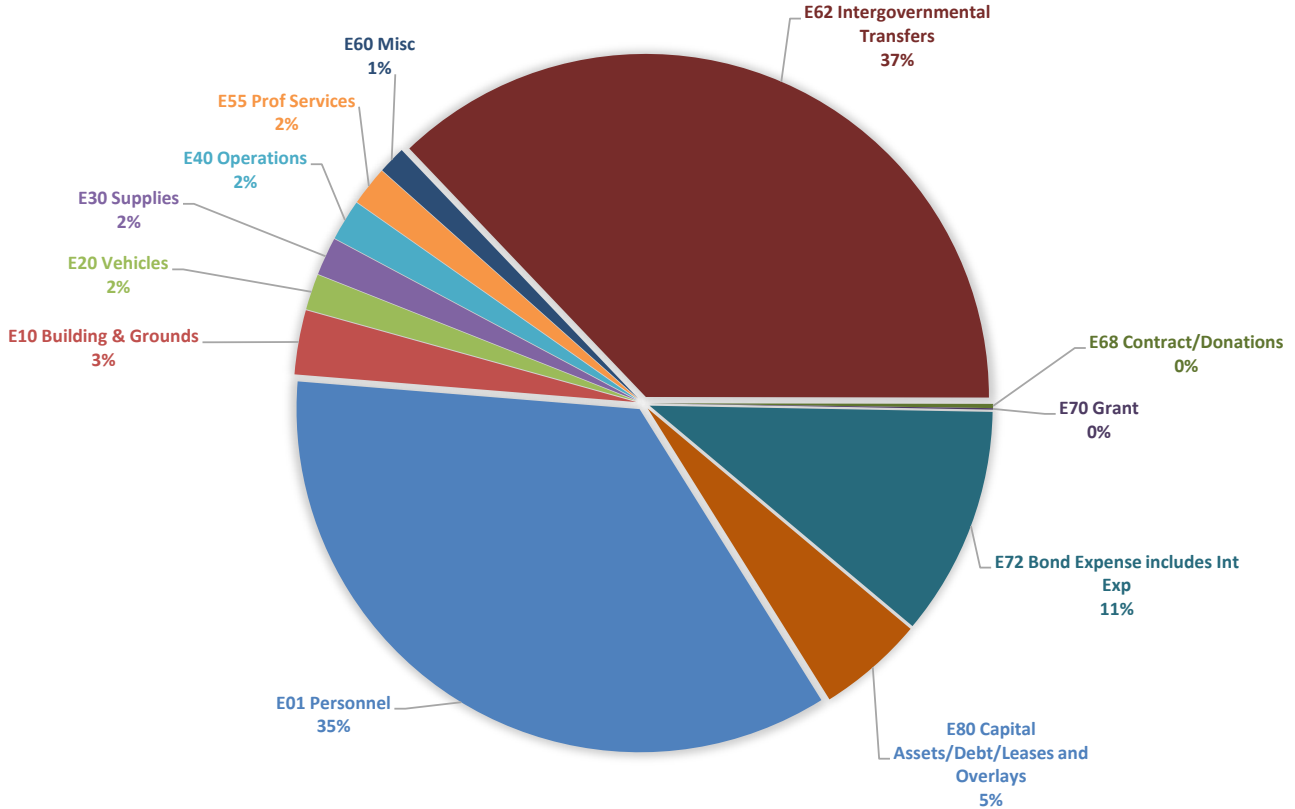
Category	Accounts	Budgeted Amounts	Enterprise/ Governmental
R20 License, Permits and Fees	4200-4258	105,000	E
R50 Sales of Service	4504-4569	10,733,585	E
R60 Misc Rev	4600	58,675	E
R62 Intergovernmental Revenues	4625-4632	2,321,000	E
R64 Reimbursement	4640-4560	100,000	E
R66 Sale of Equipment	4900		E
R85 Interest Revenues	4850	2,000	E
E01 Personnel	5000-5070	4,096,282	E
E10 Building & Grounds	5102-5145	867,232	E
E20 Vehicles	5200-5225, 5240	367,550	E
E30 Supplies	5300-5380	2,477,500	E
E40 Operations	5405-5547	592,400	E
E55 Prof Services	5550-5593	532,800	E
E60 Misc	5600-5650	86,069	E
E62 Intergovernmental Transfers	5625-5642	1,104,000	E
E68 Contract/Donations	5680-5682		E
E70 Grant	5700-5705		E
E72 Bond Expense includes Int Exp	5722	251,373	E
E80 Capital Assets/Debt/Leases and Overlays	5800-5910	2,645,017	E
R10 Taxes Sales	4656	20,268,004	G
R15 Taxes Property	4150-4152	3,896,920	G
R20 License, Permits and Fees	4200-4258	576,680	G
R30 Membership Fees	4300-4323	277,475	G
R33 Rental Fees	4332-4354	172,450	G
R36 Park Program	4259-4260, 4360, 439	156,000	G
R40 Fines and Forfeitures	4400-4428	1,006,430	G
R50 Sales of Service	4500-4534	1,562,500	G
R60 Misc Rev	4600, 4602, 4394, 46	60,270	G
R62 Intergovernmental Revenues (Sales Tax)	4626-4629	18,432,166	G
R64 Reimbursement	4640, 4560	547,000	G
R66 Sale of Equipment	4900	20,000	G
R68 Donation Revenue	4680, 4682	2,500	G
R70 Grant Revenues	4700-4705	26,700	G
R74 Sponsorship Revenues	4740-4742	154,450	G
R85 Interest Revenues	4850	422,000	G
E01 Personnel	5000-5070	17,199,116	G
E10 Building & Grounds	5102-5145	1,479,788	G
E20 Vehicles	5200-5225	824,177	G
E30 Supplies	5300-5380	878,406	G
E40 Operations	5405-5547	947,770	G
E55 Prof Services	5550-5593	904,620	G
E60 Misc	5600-5650	637,295	G
E62 Intergovernmental Transfers	5625-5642	18,156,423	G
E68 Contract/Donations	5680-5682	95,550	G
E70 Grant	5700-5705	33,700	G
E72 Bond Expense includes Int Exp	5722	5,287,098	G
E80 Capital Assets/Debt/Leases and Overlays	5800-5910	2,448,017	G

City of Bryant, AR 2025 Budget Book

GOVERNMENTAL BUDGETED REVENUES

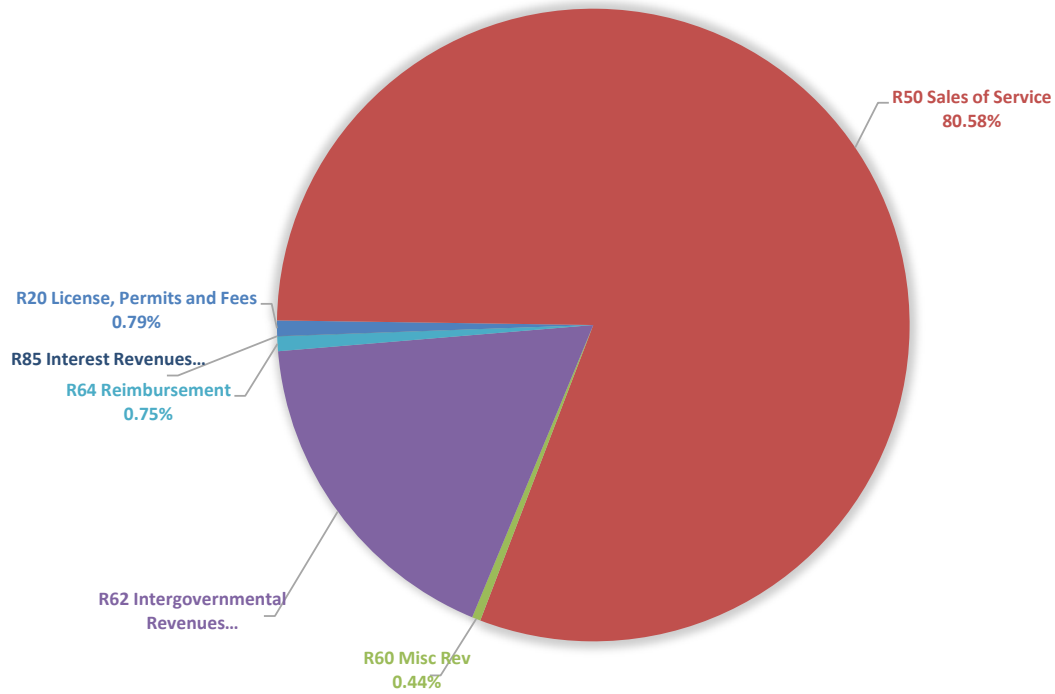


GOVERNMENTAL BUDGETED EXPENDITURES

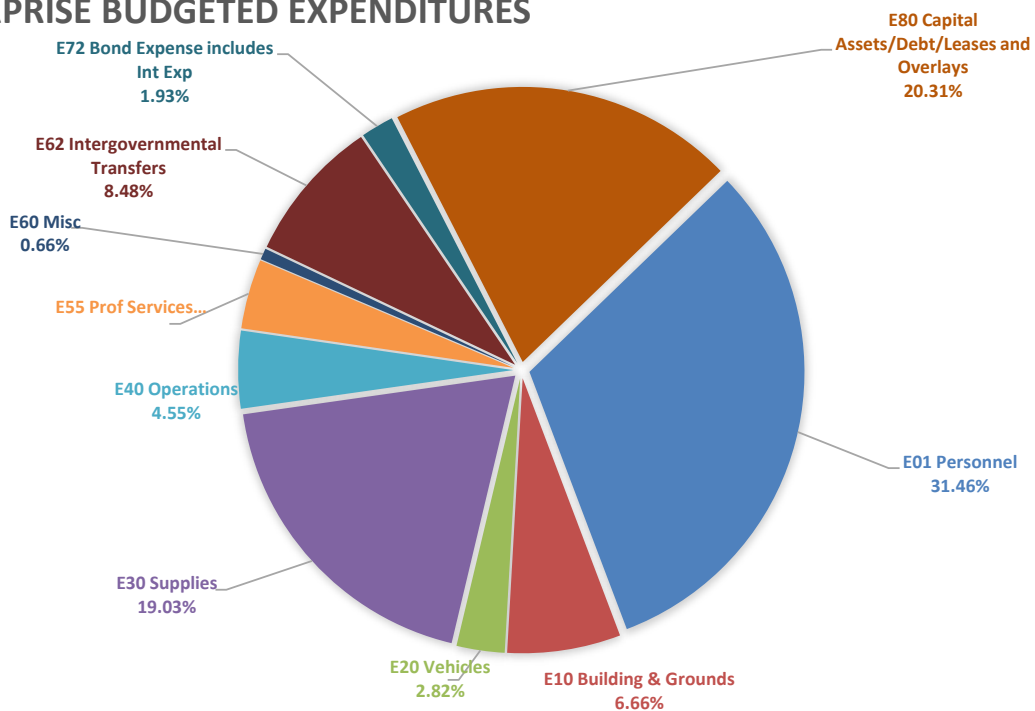


City of Bryant, AR 2025 Budget Book

ENTERPRISE BUDGETED REVENUES



ENTERPRISE BUDGETED EXPENDITURES



City of Bryant, AR 2025 Budget Book

The use of Long Term Debt or Bonds is an essential item to many municipalities to allow them to fund larger more costly projects. Similar to individual financing a car, bonding allows city's to spread the expense of an item over the life of the item. In many cases city's assets like roads and water plants have thirty plus year life spans.

TOTAL CITY DEBT PAYMENTS			
Year	Total Govt	Total Bus.	Total City
Original Par	42,585,000	20,245,000	62,830,000
2025	1,728,510	1,083,754	2,812,264
2026	1,725,698	1,087,757	2,813,454
2027	1,822,510	1,096,511	2,919,021
2028	2,524,560	1,105,269	3,629,829
2029	2,521,085	1,113,619	3,634,704
2030	2,523,823	1,121,966	3,645,789
2031	2,524,698	1,125,093	3,649,790
2032	2,520,782	1,138,371	3,659,152
2033	2,523,998	1,146,258	3,670,256
2034	2,519,907	958,182	3,478,089
2035	2,522,376	235,919	2,758,294
2036	2,523,116	233,744	2,756,860
2037	2,526,273	236,131	2,762,404
2038	2,521,735	233,156	2,754,891
2039	2,520,344	0	2,520,344
2040	2,526,844	0	2,526,844
2041	2,519,860	0	2,519,860
2042	2,525,960	0	2,525,960
2043	2,519,560	0	2,519,560
2044	1,669,935	0	1,669,935
2045	1,152,195	0	1,152,195
2046	1,152,925	0	1,152,925
2047	1,151,975	0	1,151,975
2048	1,149,345	0	1,149,345
2049	1,149,930	0	1,149,930
2050	1,148,625	0	1,148,625
Total	54,216,567	11,915,729	66,132,296

The Enterprise Debt Issuances are Revenue Bond Debt. Prior to issuing enterprise fund bonds, an analysis of current revenues and expenses is conducted to determine the revenues required to support a bond issue.

Only the City's limited Amendment 78 Financing counts as General Obligation Debt limited by State Statute to 20% of the assessed value of the property located

The City's two Governmental Debt Issuances are Special Obligation Debt which is limited by the maximum amount of the special source (such as Sales tax or Franchise Fee) can generate within terms of bond covenants.

City of Bryant, AR 2025 Budget Book

Governmental Debt									
Series	2016B			2016			2023		Total Govt
Type	Sales and Use Tax Bonds			Franchise Fee Rev Impro			Franchise Fee Rev		
	12/1/2016			3/31/2016			5/31/2023		
Original Par	21,080,000			10,625,000			10,880,000		42,585,000
Year	Annual Prin (12/1)	Interest Rate	Interest	Annual Prin (2/1)	Interest Rate	Interest	Principal	Interest	
2025		2.375%	576,381	385,000.00	3.000%	251,918.76	70,000	445,210.00	1,728,510
2026		1.875%	576,381	395,000.00	2.500%	241,206.26	70,000	443,110.00	1,725,698
2027	95,000	3.50%	576,381	405,000.00	3.000%	230,193.76	75,000	440,935.00	1,822,510
2028	800,000	3.50%	573,056	420,000.00	3.000%	217,818.76	75,000	438,685.00	2,524,560
2029	825,000	3.75%	545,056	430,000.00	3.000%	205,068.76	80,000	435,960.00	2,521,085
2030	860,000	3.75%	514,119	445,000.00	3.000%	191,943.76	80,000	432,760.00	2,523,823
2031	890,000	4.00%	481,869	460,000.00	3.000%	178,368.76	85,000	429,460.00	2,524,698
2032	925,000	4.00%	446,269	475,000.00	3.375%	163,453.13	85,000	426,060.00	2,520,782
2033	965,000	4.00%	409,269	490,000.00	3.375%	147,168.75	90,000	422,560.00	2,523,998
2034	1,000,000	3.125%	370,669	505,000.00	3.375%	130,378.13	95,000	418,860.00	2,519,907
2035	1,030,000	3.125%	339,419	525,000.00	3.375%	112,996.88	100,000	414,960.00	2,522,376
2036	1,065,000	3.125%	307,231	540,000.00	3.375%	95,025.00	105,000	410,860.00	2,523,116
2037	1,100,000	3.125%	273,950	560,000.00	3.625%	75,762.50	110,000	406,560.00	2,526,273
2038	1,130,000	3.125%	239,575	580,000.00	3.625%	55,100.00	115,000	402,060.00	2,521,735
2039	1,165,000	3.125%	204,263	605,000.00	3.625%	33,621.88	115,000	397,460.00	2,520,344
2040	1,205,000	3.125%	167,856	625,000.00	3.625%	11,328.13	125,000	392,660.00	2,526,844
2041	1,240,000	3.00%	130,200				775,000	374,660.00	2,519,860
2042	1,280,000	3.00%	93,000				810,000	342,960.00	2,525,960
2043	1,315,000	3.00%	54,600				840,000	309,960.00	2,519,560
2044	505,000	3.00%	15,150				875,000	274,785.00	1,669,935
2045		3.00%					915,000	237,195.00	1,152,195
2046		3.00%					955,000	197,925.00	1,152,925
2047							995,000	156,975.00	1,151,975
2048							1,035,000	114,345.00	1,149,345
2049							1,080,000	69,930.00	1,149,930
2050							1,125,000	23,625.00	1,148,625
Total	17,395,000		6,894,694	7,845,000		2,341,353	10,880,000	8,860,520	54,216,567
Insurance	No			No			No		
Current Rating	A+			A			A		
Call Date	12/1/2026			8/1/2021			8/1/2028		
City Fund #	110-114, 187			185, 186			185,186 182, 183, 188		
Starting in 2021 Enterprise Rent Arrangements were made for the Police and Com Dev, Eng, Animal, Parks and Fire Fleets									
* Approximately, so low because started new lease with Enterprise and delays happened due to COVID.									
Multi Year or Amendment 78 Borrowing (Approx. total of both Principal and Interest)									
Year	2021	2022	2023	2024	2025	2026	2027	2028	2029
PD Fleet	*50,000	335,952	335,952	335,952	694,492	670,094	447277	320000	320000
PD Tower 20	464,662	464,662	464,662	464,662	425,941	0	0	0	
PD 911 Equip 22	0	200,406	100,203			0	0	0	
PD Training Fac 2	0	92,417	124,140	123,223	123,223	123,223	30805.75	0	
Com Dev Fleet	0	12,600	12,950	0	0	0	0	0	
Eng Fleet	0	15,295	19,300	0	0	0	0	0	
Fire Trucks 18, 2:	172,500	172,368	164,228	204,000	200,215	200,215	200,215	83,423	
Parks 18	67,000	67,032	11,172	0	0	0	0	0	
Parks 22	0	47,392	63,190	79,140	63,190	63,190	15797.5	0	
Animal Van 22	0	5,450	8,460	8,437	8,437	8,437	2109.25	0	
Totals	704,162	1,413,575	1,304,257	1,215,414	1,515,498	1,065,159	696,205	403,423	

City of Bryant, AR 2025 Budget Book

Series	Business Type/Enterprise Debt											
Series	2017			2011			2012			2024		Total Bus
Type	Water and Sewer Refunding			Water			Wastewater			Water		
	#####			10/15/2014			4/15/2015			X/X/2024		
Original Par	5,245,000			6,500,000			8,500,000			3,548,810		20,245,000
Year	Annual Prin (12/1)	Interest Rate	Interest	Semi Annual (4/15, 10/15)	Interest and 1% Service Fee	Interest	Semi Annual (4/15, 10/15)	Interest and 1% Service Fee	Interest	Principal	1% Service Fee	
2025	155,000	2.50%	83,631	342,095	0.75	25,639	442,292	0.75	35,097			1,083,754
2026	155,000	2.75%	79,756	348,108	0.75	23,062	450,066	0.75	31,765	112,668	11,689	1,087,757
2027	160,000	2.75%	75,494	354,226	0.75	20,440	457,976	0.75	28,375	340,264	32,805	1,096,511
2028	165,000	3.00%	71,094	360,453	0.75	17,771	466,026	0.75	24,925	343,682	29,386	1,105,269
2029	170,000	3.00%	66,144	366,788	0.75	15,056	474,217	0.75	21,414	347,135	25,934	1,113,619
2030	175,000	3.125%	61,044	373,235	0.75	12,293	482,552	0.75	17,842	350,622	22,446	1,121,966
2031	175,000	3.125%	55,575	379,795	0.75	9,482	491,034	0.75	14,207	354,144	18,924	1,125,093
2032	185,000	3.25%	50,106	386,471	0.75	6,621	499,665	0.75	10,508	357,702	15,366	1,138,371
2033	190,000	3.25%	44,094	393,263	0.75	3,709	508,447	0.75	6,745	361,296	11,773	1,146,258
2034	200,000	3.50%	37,919	199,216	0.75	747	517,385	0.75	2,915	364,926	8,143	958,182
2035	205,000	3.50%	30,919							368,591	4,477	235,919
2036	210,000	3.625%	23,744							247,782	930	233,744
2037	220,000	3.625%	16,131									236,131
2038	225,000	3.625%	8,156									233,156
2039												
2040												
2041												
2042												
2043												
2044												
2045												
2046												
Total	2,590,000		703,806	3,503,651		134,819	4,789,660		193,793	3,548,810	181,874	11,915,729
Insurance	No			No			No			No		
Current												
Rating	Not Rated			Not Rated			Not Rated			Not Rated		
Call Date	12/1/2022			10/15/1930			10/15/1930					
Vac Truck	2023	2024	2025	2026	2027	Total						
Wastewater	105,839	105,839	105,839	105,839	105,839	529,193						

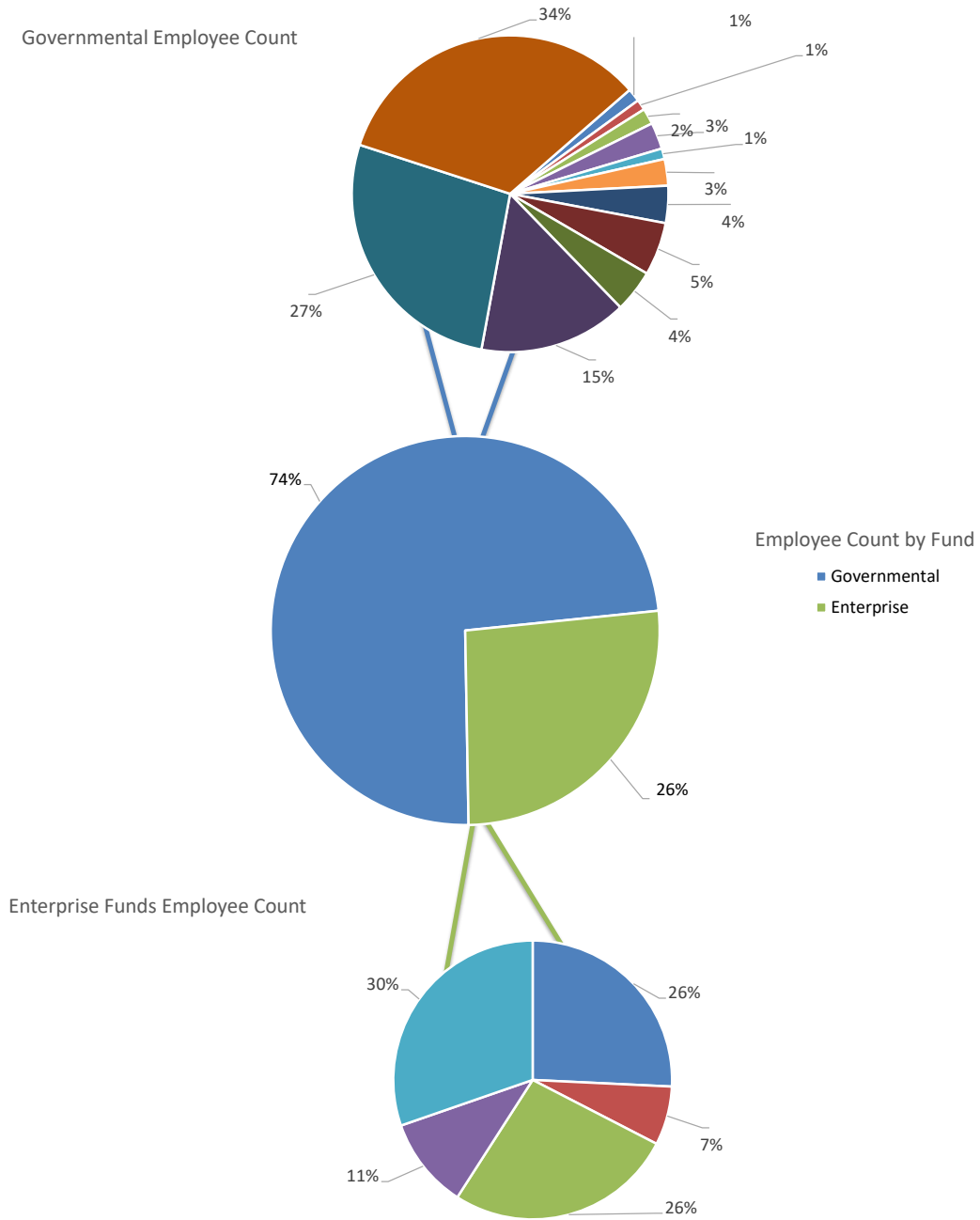
HR, Personnel and JESAP Overview

The City of Bryant uses the Job Evaluation and Salary Administration Program known as JESAP to evaluate its overall Personnel costs. This system is provided by an independent vendor named JER HR Group. During 2024 the individual the city and AML had worked with for more than ten years retired and sold the company to a national company called Trainery. The system had previously compared the City of Bryant with 12 of these data sources. For the last seven years with the budget process the most currently available JESAP study has been reviewed and accepted by Council as well. This year for the 2025 Budget Book we will be continuing to use the 2024 study because despite significant efforts by the Finance and Human Resource Directors and AML the city has not been able to receive any useful information regarding the 2025 annual market study. The 2024 study had the city of Bryant 2.77% below the 12 comparable cities/data sources. In an attempt to remain competitive this budget includes a 2% COLA and up to a 3% possible merit based on evaluations. The hope is that these items will allow the city of Bryant to remain competitive while we explore long term solutions to our market study needs.

City of Bryant, AR 2025 Budget Book

Full Time Equivalent Budgeted Employees by Function/Program								
Function/Program		2021	2022	2023	2024	2025	New/ Proposed/ Change	Vacant or Frozen (Yellow)
General government	Staff Attorney	0	0	0	0	0	0	0
	Elected Attorney	1	1	1	1	1	0	0
	Elected City clerk	1	1	1	0.5	0.5	0	0
	Mayor 's office	3	3	3	3	2	-1	0
	Human resources	3	3	3	3	3	0	0
	Finance	4	5	5	5	4.5	-0.5	0.5 F
	Office of Technology	2	2	2	2	2	0	1 V
	Engineering	4	4	5	5	0	-5	0
Code	Combined into one Dept	2	7	7	7	7	0	0
Planning	Com. Dev in 2022	5	0	0	0	0	0	0
Animal Control		6	10	10	10	10.5	0.5	1 V
Court (includes the Judge who is paid by the County)		8	8	8	8	8	0	0
Parks	Admin	2	2	2	2	2	0	0
	Parks	17	16	16	16	9.5	-6.5	1 V
	Recreation(Part Time 2021-2024)	10	10	10	10	17.5	7.5	0
Public Safety - Fire	Uniform	49	49	49	49	49	0	0
	Clerical	1	1	1	1	1	0	0
Public Safety - Police	0600 Sworn	39	43	43	44	43	-1	0
	0620 Sworn(SRO)	8	8	8	8	9	1	1 V
	0610 was Dispatch, now civilian	10	12.5	10.5	7	7	0	0
	0600 was Civilian	2	2	2	3	0	-3	0
Public works	Admin (includes Customer Service 3 and Pumps&Controls 4)	12	13	14	17	20	3	2 V
	Stormwater (MS4)	3	3.5	4.5	4.5	4.5	0	0
	Street and drainage	13	13.5	17.5	17.5	18.5	1	2 V
Enterprise funds	Water	7	7	7	7	8	1	0
	Wastewater	14	21	20	20	23	3	6 V
Total		226	245.5	249.5	250.5	250.5	0	14.5
SOURCE: HR		(A)	(B)	(C.)	(D)	(D)	(D)	(E.)
<p>(A) from 2021 to 2022 a total of 19.5 positions were added, 8.5 of those were in Public Works and 11 in General Fund. Of the 11 in General Fund six were in the Police Dept and other other five were one in the Mayor's office, one in Com Dev (Grants), one in Finance (Purchasing), and 1 full time and 2 part time positions in Animal.</p> <p>(B) from 2022 to 2023 a total of 4.5 positions were added, 3.5 of those were in Public Works and 1 was in General Fund, dept of Engineering</p> <p>(C.) from 2023 to 2024 a total of 2 positions were removed from the budget, the City Clerk went from full time (1) to part time (.5) and the other 1.5 was removed from the Police Department.</p> <p>(D) from 2024 to 2025 a total of seven (.5 Animal, 5 Eng, .5 Finance, 1 Mayor's) positions were unbudgeted in General Fund and one added in Parks. Additionally three were removed from the Police Department one was the Opiod grant funded position added in 2024 but not pursued and two were removed during the 911 consolidation process. 5 new positions were requested to be added in Public Works for 2025, one for Street/Storm Gen Manager, one for Water/WW General Manager and three in Wastewater.</p> <p>(E.) Per a Council resolution in 2023 all General Fund funded positions are frozen after being vacated until approved again by Council except for Public Safety related positions.</p>								

City of Bryant, AR 2025 Budget Book



City of Bryant, AR 2025 Budget Book

Education and Certification Pay Budgeted by Function/Program

Function/Program		Education	Certifications	Total
General government	City attorney	4,880	0	4,880
	Mayor 's office	6,564	0	6,564
	Human resources	2,400	0	2,400
	Finance	4,200	2,400	6,600
	City clerk	1,580	0	1,580
	Office of Technology	0	0	0
	Engineering	0	0	0
	Planning and Dev	3,600	6,600	10,200
Animal Control		600	2,280	2,880
Court (includes the Judge who is paid by the County)		1,200	2,160	3,360
Parks	400 Dept	4,800	1,950	6,750
	430 Dept	4,200	8,550	12,750
Public Safety - Fire		13,200	73,884	87,084
Public Safety - Police	600 Dept General	15,600	49,292	64,892
	610 Dept Dispatch	0	1,080	1,080
	620 Dept SRO	600	6,858	7,458
Public works				
	Stormwater (MS4)	2,250	14,775	17,025
	Street and drainage	450	46,375	46,825
Enterprise funds	Water	16,500	29,100	45,600
	Wastewater	1,650	42,235	43,885
SOURCE: HR Department				
	GF Totals	63,424	155,054	218,478
	PW Totals	20,850	132,485	153,335
	City Wide Totals	84,274	287,539	371,813

* Longevity is a one time payment on the first check of the month after the employee's start anniversary. Certification and Education Pay are monthly payments on the first check of the month.

City of Bryant, AR 2025 Budget Book

Function/Program	Performance Measure	2021	2022	2023	2024
Focus Area - Smart Growth					
City attorney	# of Contracts Reviewed	20	17	27	
	Verdicts Received/Cases Presided	6213	7526	7707	
Mayor 's office	# of Meetings Presided over	24	24	28	10
	Social Media (Facebook and Instagram Combined)				
	Engagement (Likes, Shares, Comments Combined) (E)		8016	5500	14130
	Followers (E)		4100	4500	4977
	Reach (How many people's feed it showed up on) (E)		61222	68645	170500
	Website				
	Page Views (viewed internal pages in addition to homepage (E)		340000	421048	267694
	Total Users (E)		125000	166291	111350
	Returning Users (visited the website more than once) (E.)		23000	4214	2800
	Open Rate (how many people open our emails on average)				39.40%
Human resources	# of Intakes Processed	70	62	61	
	# of Exits Processed	61	43	56	
COVID increased need	WellnessFair/Clinics/On Boarding	9	6	3	
	New Hire Orientations	60-65	60+	35+	
	# of employees retained 5+ years	127	113	115	
Finance	# of Purchase Orders Processed	9011	8736	6382	
	Audit Submissions Timely (goal is June)	Yes, June!	Yes, Aug	Yes, Nov.	Yes, July
	Budget Book Award Received	Yes	Yes	Yes	Yes
City clerk	# of Resolutions Processed	38	40	35	
	# of Ordinances Processed	33	36	34	
Office of Technology	# of Computer Deployed	15	8	4	
	# of Laptops Deployed	9	21	5	
Engineering	# of Projects Reviewed	22	54	28 (G)	
	# of Prelim Plans/Plats Reviewed	36	109	148 (G)	
Community Development	# of Business Licenses Issued	879	(C.)	679 (F)	
	# of New residential Permits	128	86	96 (F)	
	# of New commercial Permits	22	19	11 (F)	
Focus Area - Public Safety					
Animal Control	# of Animals Impounded	934	1032	1053	755
	# of Animals Reclaimed	183	206	185	132
	# of Animals Adopted	281	348	261	188
	# of Other Live Release	187	137	273	256
	# of Pet Registrations	184	286	610	219
	# of Officer Activities	6015	7663	6783	4977
	# of Special Events Held/Attended	12	16	16	
	# of Citations Issued	228	429	726	273
	# of Traps Set	280	449	1052	402
	# of Spay/Neuter Vouchers	18	15	27	9
	# of Social Media Followers (new metric in 2024)				17504
Courts	# of Cases Filed	9634	8633	8986	
	# of Dismissals	434	306	503	
	# of Guilty Pleas	1965	2739	2409	
	# of Bond Forfeits	41	155	140	
	# of Nol Prossed	1936	2530	2987	
	# of Finding Entered	1982	1501	1340	
	# of Other	294	295	328	
	# of Cases Closed (Sum of Others)	6652	7526	7707	
Public Safety - Fire	ISO Rating of a Class I, Reviewed and awarded every four years last reviewed in 2021	Yes	Yes	Yes	
	# of Community Outreach Programs - Fire Fest, Citizen Academy and School Outreach	3	3	3	
*available by station	# of calls for Fire	107	150	145	
*available by station	# of Calls for Medical	2207	2374	2174	
*available by station	# of Calls for Other Items	1024	1148	1181	
Public Safety - Police	# of calls for service	24442	30268	25173	23502
	Other Calls	11088	13640	15270	12539
	Accident Calls	1171	1382	1416	981
	Business Alarms	983	809	797	468
	Residential Alarms	453	346	257	209
	Breaking and Entering	296	180	165	78
	Shoplifting	570	288	195	141
	911 Hang Up Calls	935	641	1457	621
	Extra Patrols	8946	10381	5616	8483
	# of Social Media Followers	28088	30500	39500	45501
PW Customer Service and Pumps&Controls	# of Bills Processed				
		111164	112245	101677	
	# of Late Notices	16982	19525	19944	
	# of new acts processed	1964	1825	985	

City of Bryant, AR 2025 Budget Book

	# of Work Orders Completed	6781	6897	12667	
PW Water (A) (D)	Unaccounted for Water Loss Avg	20%	14%	14%	
PW Wastewater	Linear Feet of Pipe Bursting	3000 in house	2690 in house	2354 in house	
	Linear Feet of Open cuts	1070	2025	300	
	# of Manhole rehabs/replacements	38	3	5	
Focus Area - Connectivity					
PW Street and drainage	# of miles paved	6	4	5621 tons (H)	
	# of Sidewalk repairs (linear feet)	100	60	55	
	Linear feet of culvert installs	525	645	640	
	Linear feet of swale rehabs	350	1490	1900	
PW Stormwater (MS4)	# of Outreach events	1	3	4	(B)
Focus Area - Health and Quality of Life		2021	2022	2023	
Parks	# of Youth Participants	3283	3759	3864	
	# of Swim Lessons Provided	3385	5187	6165	
	# of Youth Sports Tournaments	48	42	44	

(A) Note that Water and Wastewater also play a large role in the Health and Quality of Life Focus Area.

(B) Includes Fall Fest, Business License Letters, Hwy Billboard, and coloring book giveaways to 600 kids

(C.) Unavailable currently due to mid software conversion.

(D) The reduction in Unaccounted for Water in 2022 was due to efficiencies created with the water crew and distribution system of locating leaks in the main lines and repairing quickly.

(E) Began collecting data for this metric in 2022, instagram added in 2024

(F) Due to a software conversion, permits were most likely misclassified in the system at the beginning of the year.

(G) The City Engineer left in the 3rd Quarter and Joe Henry from the Engineering Department supplied that last quarter of data.

(H) Measurement changed from linear feet to tons in 2023 due to shifting costs of asphalt

City of Bryant, AR 2025 Budget Book

Governmental Funds

The City has two major Governmental Funds - the General Fund and the Street Fund. The General Fund includes the Sales Tax Fund 002, the Franchise Fee Tax Fund 003, and the Electronic Tax Fund 010 when it is shown in the audited financial statements. However, so that the individual budgeted lines can be viewed by Council those funds are broken out in this budget book and shown under the Non Major Governmental Funds section. General Fund includes Administration Department, Office of Technology (IT), Community Development, Animal Control, Courts, Parks and Recreation Department, Fire Department, and the Police Department. Administration includes the Mayor, City Clerk, Office of Technology, Human Resources, and Finance whose department code is 0100 and the IT with department code 0110. Community Development's department code is 0120. Animal Control is department 0200. The Court system is shown in department 0300. However, note that the Judge is elected and half of the Courts costs are borne by the city and half by the county.

Parks and Recreation is shown by park in the following departments 0400 for Parks General, 0410 for Mills Park, 0420 for Midland Park, 0430 for Bishop Park and Center, 0440 for Alcoa Park and 0450 for Ashley Park. The city has a few more small parks but the expenses associated with these are shown under Parks General 0400. The Fire Department is in the General fund under 0500 and the reciprocal agreement the City has with Springhill Fire District is shown under department 0510. **The Police Department is shown under Departments 0600 for General Patrol and Administration of PD, 0610 for the department that shows the costs and revenues associated with Dispatch and 911 calls, 0620 for the department that shows the costs and revenues associated with the School Resource Officer Program that is has its costs split between the City of Bryant and the Bryant School District, and the K9 unit costs are shown under department 0630.** The General Fund accounts for all the City's financial resources of the general government except those required to be accounted for in another fund.

The Street Fund is 080 and is a special revenue fund used to account for all activities associated with maintaining and constructing streets. Arkansas statutes that provide funding for street and drainage projects require that these activities be accounted for separately. The Street Fund is financed by state turnback funds and a portion of a state wide 1/2 cent sales tax and 30% of the 1% Designated Tax.

While Street is a Governmental Fund it is managed under the Public Works Director with all the Enterprise Funds.

Other Governmental Funds are shown together and listed in this document as Non Major. These Non Major Funds include some Special Revenue, Debt and a Construction Fund.

City of Bryant, AR 2025 Budget Book

Mayor at City Hall - 210 SW 3rd St.

Chris Treat was voted into office at the primary election on March 5, 2024.



The Mayor's office is responsible for overseeing departments and executing policies, including:

- Assuring that all City services are delivered to the citizens of Bryant in an effective, efficient, and equitable manner and in compliance with City Council policy
- Overseeing long-range planning and improvement of departmental management and service delivery
- Serving as a catalyst for developing community-wide goals and mobilizing the resources to attain them
- Serving as the primary outreach arm of the City government to other cities the business community, and other government agencies.

2024 Accomplishments:

1. Continued to monitor city spending to protect the financial security of the city.
2. Continued live streaming of council meetings and other public city meetings.
3. Continued to make improvements to stormwater infrastructure to mitigate flooding.
4. Continued to make improvements to the Water and Wastewater Infrastructure.
5. Continued to meet with local officials to build relationships and work together for the betterment of Bryant.
6. Continued to update city policies and procedures for more effective operations.
7. Continued to work to increase pay to city employees to aid in retention and to make Bryant more competitive.
8. Continued improvements to our Parks system to improve quality of life in Bryant.
9. Launched the We AR Bryant campaign, a proactive communication initiative that provides information and news about the city in the form of email, text, video, and social media
10. Completed the Bryant Parkway!

2025 Goals:

1. Present an updated comprehensive growth plan and strategic plan for the City
1. Continue to Strengthen communication between the city administration, council, and residents.
2. Continue to collaborate with the Chamber of Commerce to attract new business and industry to Bryant.
3. Continue to update and improve city policies and procedures to enhance the efficiency of city government.
5. Continue to improve the city water and wastewater infrastructure.
6. Continue to improve connectivity to improve traffic flow through Bryant.
7. Continue to ensure public safety through continuous improvements in the police and fire departments.
8. Continue to improve the city stormwater system to mitigate flooding problems and improve property values.
9. Continue the multi-year improvements to the city park system to increase livability in Bryant.
10. Continue to work with City Council to ensure the smooth running of the city government.
11. Work to increase bilingual access for our residents through the city website and interactions.

In addition to all the department heads reporting directly to the Mayor two other positions do as well, the Mayor's Assistant/Legal Assistant and Maintenance for City Hall.

Communications
Coordinator/Mayor's
Assistant, Jordan Reynolds

	2021	2022	2023	2024	2025
FT Employees	3	3	3	3	2

Elected City Clerk at City Hall - 210 SW 3rd St.

Elected City Clerk, Mark Smith

Terms 2023 to 2026



The City Clerk is an elected official, who like the Mayor and Council, works for the citizens.

Mission Statement: To ensure the City's legislative processes are open and transparent by providing a bridge between citizens and government through the dissemination of information, and to ensure the preservation, access and integrity of records required to be stored for legal and business purposes.

The Clerk's office provides staff support for the City Council, preparing and maintaining the Council meeting minutes and maintaining public access of the Ordinance Manuals. The City Clerk is responsible for recording and publicizing the proceedings of the meetings, preparing the council approved ordinances and resolutions which are numbered, signed by the mayor and attested by the clerk and sealed. The Clerk is the legal custodian of the city's official records and city seal.

It is also the duty of the City Clerk to receive, file, and retain the Code of Ethics and Financial Disclosure Statements from appointed municipal commissioners and elected officials, including the mayor, aldermen, clerk, treasurer, city attorney, and municipal judge and to work in cooperation with the Saline County Election Commission to prepare for City Elections. The term of office for the City Clerk is four years.



Elected City Attorney at City Hall - 210 SW 3rd St.

Ashley Clancy

Mission Statement: It is the mission of the City Attorney's Office to provide sound legal advice to the Mayor, City Council, City Departments, Commissions and Committees. It is also our mission to initiate and defend legal actions on behalf of the City, which may include City employment and personnel matters, condemnations, property issues, zoning issues, contract and lease disputes, and other causes of action in both State and Federal Courts.

Additionally, it is the mission of this office to prosecute in the criminal division of Bryant District Court misdemeanor offenses, traffic law and ordinance violations which occur within the city Limits in a thorough, efficacious, and equitable manner and to assist the authorized and assigned departments in the enforcement of laws and the protection of the health, safety, and welfare of the citizens of the City of Bryant.

Goals

1. To promote integrity in all facets of work and professional conduct.
2. To serve our community with competent professional legal representation.
3. To treat all persons with a professional, respectful and compassionate manner.
4. To be accountable for ensuring the policies of the office and the needs of the community are served.
5. To be open and forthright in our communications with all parties involved in any city legal related issues.

Legal Advice to the Public

The City Attorney is the attorney for the City of Bryant as represented by the elected Mayor and Council Members. Because of that relationship, the office cannot represent or provide legal advice to the public, individual citizens or private organizations.

The Human Resources Department at City Hall

HR Manager
Alisha Runnells



Human Resources Director
Charlotte Rue

HR Assistant
Gracie Buchanan

Charlotte started at the City in Oct of 2015.

Mission Statement: The City of Bryant Human Resources Department is committed to providing all of our employees a stable and safe work environment with equal opportunity for learning, professional and personal growth. We strive to support our City's mission through the development of programs designed to help us recruit and retain the best of the best to serve our City. Through effective and consistent HR processes we are able to provide essential services to our employees.

2024 Accomplishments:

1. Successfully onboarded 43 employees.
2. Fully staffed HR Department after months of running short.
3. Continue to build out HR modules in the Tyler System.
4. Reorganized the Community Development Department in to what is now the City Planning Department.

2025 Goals:

1. Continue to update policies in order to remain in compliance with local and federal laws.
2. Continue to grow recruitment efforts in order to find top candidates for the City.
3. Implement better annual training opportunities for all employees.
4. Continue to work on document retention and destruction program for HR.

	2021	2022	2023	2024	2025	
FT Employees	3	3	3	3	3	No Change

The Finance Department at City Hall



Finance Director, Joy Black, shown to the left, joined the City of Bryant in August of 2014

Finance Coordinator I,
Crystal Winkler

Accounts Payable
Technician,
Tabatha Koder

Purchasing Manager,
Nichole Manley, previously the Finance
Coordinator II promoted in June of 2024.

OPEN - A Part Time Position is still open but the City is not sure it is needed. On hold for further determination.

Mission Statement: In the spirit of excellence, integrity, and dedication, the Finance Department is committed to providing timely, accurate, clear and complete information to other city departments, the Council, and the community.

2024 Accomplishments:

1. Completion of the 2023 Audit, submitted to Council at the June 2024 Council meeting. (sent to GFOA in July)
2. For the 7th year in a row obtained the GFOA Budget Book Award (Budget Years 2018-2024)
3. Assisted with the Bryant Parkway financial management.
4. Continued to adhere to the Record Retention and Destruction Policy.
5. Finalized the general ledger conversion process.
6. Trained and put procedures in place to have back ups in the Finance Department for key functions.

2025 Goals:

1. Complete the 2024 Audit on or before June 30th of 2025.
2. For the 8th year in a row obtain the GFOA Budget Book Award.
3. Continue to explore aligning the funding for fleet vehicles across the city.
4. Assist the Mayor in wrapping up and reporting on the Bryant Parkway.
5. Continue to support the personnel in continuing their accounting and department education goals, including obtaining certificates.
6. Continue to work with the Department Heads on 5 year plans for Capital and Operations.
7. Work with the City Depts to build out the duties of the new Purchasing Mgn Position.
8. Assist the Mayor and Depts in working through changes to a new Reserve Policy

	2021	2022	2023	2024	2025
FT Employees	4	4	5	5	4.5

* 5 positions were budgeted and approved but never filled. In 2024 we promoted from within and reduced down to 4.5 budgeted but only 4 are currently filled.

Information Technology (IT) Department

- at City Hall



IT Director,
Gordon Miller

IT Support Technician,
VACANT

Joined the City of Bryant in
2019

Mission Statement: The City of Bryant Information Technology Department is committed to providing timely technical support for all departments in the city. We are responsible for maintaining, updating, and growing the City's network, as well as keeping it secure. We assist all departments with finding technical solutions that fit their needs, and strive to keep up with the ever-changing technology advances.

2024 Accomplishments:

1. Upgraded/replaced our internet firewall
2. Finished City wide wi fi rollout everywhere except Public Safety
3. Assisted the Police Dept with implementation of new in car and body worn cameras
4. Migrated/replaced Spillman and GIS Servers for the Police Dept
5. Assisted with the move of 911 Dispatch from Bryant to Saline County
6. Had network cabling installed at Fire Stations 2 and 3, Public Works, and Animal Control
7. Corrected a couple of hardware issues on the physical servers at Public Safety to prevent outage
8. Implemented a network to provide internet access to the Public Works front gate access controller
9. Upgraded several servers on our network and upgraded/replaced several workstations and laptops
10. Upgraded our Active Directory domain from 2012 to 2016

2025 Goals:

1. Upgrade or decommission any servers that are running Operating System less than 2019
2. Implement network wide web filtering
3. Complete the implementation of the city wide wi fi network at Public Safety
4. Upgrade/replace all network infrastructure switches
5. Bring Courts computers onto the City domain network

	2021	2022	2023	2024	2025	No Change
FT Employees	2	2	2	2	2	

City of Bryant, AR 2025 Budget Book

Administration					
Revenues					
Cat.	Description	2025 Requested	2024 Budget	2024 Estimated	2023 Actuals
R10	Taxes - Sale	\$ -	\$ -	\$ -	\$ -
R15	Taxes - Property	\$ 1,639,220	\$ 1,639,220	\$ -	\$ 1,103,708
R20	Licenses Permits & Fees	\$ -	\$ -	\$ -	\$ -
R30	Membership Fees	\$ -	\$ -	\$ -	\$ -
R33	Rental Fees	\$ -	\$ -	\$ -	\$ -
R36	Park Program Fees	\$ -	\$ -	\$ -	\$ -
R40	Fines & Forfeitures	\$ -	\$ -	\$ -	\$ -
R50	Sale of Services	\$ -	\$ -	\$ -	\$ -
R60	Miscellaneous Revenue	\$ 1,000	\$ 7,800	\$ -	\$ 43,046
R62	Intergovernmental Tsfrs	\$ 7,039,220	\$ 6,767,000	\$ -	\$ 6,485,008
R64	Reimbursement	\$ -	\$ -	\$ -	\$ -
R66	Sale of Equipment	\$ -	\$ -	\$ -	\$ -
R70	Grant Revenue	\$ -	\$ -	\$ -	\$ -
R74	Sponsorships	\$ -	\$ -	\$ -	\$ -
R85	Interest Revenue	\$ 300,000	\$ 300,000	\$ -	\$ 187,033
	Totals	\$ 8,979,440	\$ 8,714,020	\$ -	\$ 7,818,795

Expenses					
Cat.	Description	2025 Requested	2024 Budget	2024 Estimated	2023 Actuals
E01	Personnel Expense	\$ 463,832	\$ 424,818	\$ -	\$ 296,293
E10	Building & Grounds Exp	\$ 50,068	\$ 47,783	\$ -	\$ 72,030
E20	Vehicle Expense	\$ 3,265	\$ 8,250	\$ -	\$ 32,169
E30	Supply Expense	\$ 10,260	\$ 7,900	\$ -	\$ 14,723
E40	Operations Expense	\$ 120,512	\$ 104,191	\$ -	\$ 83,300
E55	Professional Services	\$ 118,700	\$ 100,040	\$ -	\$ 66,937
E60	Miscellaneous Expense	\$ 421,861	\$ 244,200	\$ -	\$ 259,177
E62	Intergovernmental Tsfr	\$ -	\$ -	\$ -	\$ -
E68	Donation Expense	\$ 95,550	\$ 95,550	\$ -	\$ 96,017
E70	Grant Expense	\$ -	\$ -	\$ -	\$ -
E72	Bond Expense	\$ 31,150	\$ -	\$ -	\$ -
E80	Capital Assets	\$ -	\$ -	\$ -	\$ 99,293
E85	Interest Expense	\$ 3,550	\$ -	\$ -	\$ -
	Totals	\$ 1,318,748	\$ 1,032,732	\$ -	\$ 1,019,938

The Planning & Development Department

at City Hall

Records and Permits
Secretary, Tracy Picanco

Code Enforcement
Officer, Joe Thomas

Grants
Manager,
Rebecca Kidder



Code Enforcement
Officer, Doug Smith

Code Enforcement
Officer, Allen Carver

Assistant Director
Colton Leonard

Mission Statement: To help plan, build, and maintain a
great city.

Director effective 6/17/24
Ted Taylor

2024 Accomplishments:

1. Implemented a change in the planning and permitting software to improve our processes and better serve the Community.
2. Acquired Professional Real Estate Services to aid multiple departments in any property matters.
3. Acquired Professional Architectural Services to aid in any conceptual building projects.
4. Aided other departments in updating Master Plans (Public Works and Parks).

2025 Goals:

1. Engage in an Updated City-wide Comprehensive Growth Plan with Land Use determination.
2. Research and analyze areas in the Territorial Jurisdiction for a Annexation Growth Plan.
3. Continuing applying for new grant opportunities.
4. Administer the building and maintenance code for the city.
5. Identify shortfalls in City Codes and Ordinances to work towards improving our community.
6. Optimize our community development software to continue to improve our processes.
7. Oversee a clear and efficient development process.

	2020	2021	2022	2023	2024	
FT Employees	7	7	7	7	7	No Change



Grants

2024-2025

5

Grants Received in 2024

Patrick Leahy Bulletproof Partnership (BVP)
 The Local Law Enforcement Block Grant (LLEBG)
 Arvest Bank Foundation Grant
 Firehouse Subs Foundation Grant
 Metroplan: Surface Transportation Block Grant (STBG)
 Total Received \$247,225.05

Metroplan STBG

Bryant Parkway Trail Connection - Design Cost Overrun

The Bryant Parkway Trail Connector project is located along the Bryant Parkway corridor, spanning from Raymar Road, crossing the I-30 corridor, and extending to Highway 5. The project connects two existing segments of the multi-use trail, with the southern limit at the Bryant Parkway bridge and the northern limit near Raymar Road. The design accommodates multiple transportation modes, including pedestrians and cyclists, providing a safe and accessible route over the I-30 corridor. The trail serves as a crucial link in the city's transportation network, connecting schools, parks, neighborhoods, and other key community locations.

Requested \$1,936,731.20

Received in 2024 for Design Cost Overrun \$220,000

Bryant's Match for Design Cost - \$44,000

Arvest Bank

Each year, the Arvest Foundation ("Foundation") ask Arvest Bank Benton to advise the Foundation of outstanding charities doing great work to improve our local communities.

The purpose of this grant is to purchase new equipment for Police and Fire departments

Received \$10,000

Patrick Leahy BVP

10 Point Blank Body Armor BII-5 Vests

The City of Bryant Police Department has applied for this grant to purchase 10 Point Blank Body Armor BII-5 bulletproof vests. These vests meet the latest safety standards, offering superior ballistic protection to enhance officer safety during high-risk situations. This grant will help replace outdated equipment, ensuring officers have reliable, advanced gear while managing costs and allocating resources effectively.

50/50 Match

Received \$4,599.51

Bryant's Match \$4,599.51

Total \$9,199.02

LLEBG

Assist with the cost of cameras for interview rooms

Received \$7,400

Firehouse

Purchase of 52 North American Rescue, RIG Series Eagle IFAK for Police Department

Received \$5,225.54

9

Potential Grants in 2025

Arkansas Department of Transportation (ArDOT) Transportation Alternative Program (TAP)
 Metroplan: Surface Transportation Block Grant (STBG)
 Great Strides/Trails for Life
 Arkansas Opioid Recovery Partnership (ARORP)
 Public Safety Equipment Grant (PSEG)
 Save Them All Grant
 National Shelter Grants Initiative with ASPCA

ARORP

Thermo Scientific ARORP-owned TruNarc Device

The City of Bryant Police Department has applied for the Arkansas Opioid Recovery Partnership: Sentinel Project to receive a Thermo Scientific ARORP-owned TruNarc device, along with operational training and project milestones through ARORP. The Sentinel Project aims to serve as a substance identifier and early warning system for dangerous drug trends in Arkansas. Awardees will receive a TruNarc Handheld Analyzer to conduct field-based presumptive exams on suspected narcotics, precursors, and cutting agents, enhancing the department's ability to detect and respond to illicit drug activity.

No Match Required

Metroplan: STBG

Bryant Parkway Trail Connection - Construction Portion

The Bryant Parkway Trail Connector project is located along the Bryant Parkway corridor, spanning from Raymar Road, crossing the I-30 corridor, and extending to Highway 5. The project connects two existing segments of the multi-use trail, with the southern limit at the Bryant Parkway bridge and the northern limit near Raymar Road. The design accommodates multiple transportation modes, including pedestrians and cyclists, providing a safe and accessible route over the I-30 corridor. The trail serves as a crucial link in the city's transportation network, connecting schools, parks, neighborhoods, and other key community locations.

Requested \$1,936,731.20

Received in 2024 for Design Cost
 Overrun \$220,000

ArDOT TAP 3 Grants

Debswood Park to Evans Loop Trail Connector Phase 1

This trail connector will span 0.5 mile long, linking Debswood Park, subdivisions, an apartment complex, a daycare, and businesses. This connection will enhance pedestrian and cyclist safety and foster a more accessible and interconnected community

80/20 Match
 Requested \$349,400
 Bryant's Match \$87,350
 Total \$436,750

Lights at Bishop

Bishop Park in Bryant offers extensive features including sports fields, a splash pad, ponds, a disc golf course, a walking trail, and more. Despite its popularity, the park faces a safety issue due to inadequate sidewalk lighting, with few areas sufficiently lit. Bishop Park Lighting Phase 1 will install lighting along the sidewalks through the park

80/20 Match
 Requested \$366,080
 Bryant's Match \$91,520
 Total \$457,600

Hilldale-Midland Connector Trail

Additional funding for the Hilldale-Midland Connector Trail part of the Walk, Bike, Drive Bryant Master Bike/Pedestrian Plan. This trail will span 2.4 miles and connect four neighborhoods, linking around 400 homes to amenities such as Midland Park, Parkway Elementary, and a future 59-acre Nature Park.

80/20 Match
 Requested \$400,000
 Bryant's Match \$100,000
 Total \$500,000

Great Strides/Trails for Life

Mills Park Trail Renovation
More details available in the future.
No Match Required
Requested \$43,000

PSEG

Purchase fingerprint scanners for patrol vehicles, Getac cameras for cars and interview rooms, SRT body armor and equipment, cameras for Sky Watch tower, and proximity door readers
Requested \$75,000

Save Them All

Purchase an animal trailer
Requested \$50,000

National Shelter Initiative

Purchase equipment, supplies, and medicine to increase access to veterinary care
Requested \$55,000

City of Bryant, AR 2025

Budget Book

Planning and Development					
Revenues					
Cat.	Description	2025 Requested	2024 Budget	2024 Estimated	2023 Actuals
R10	Taxes - Sale	\$ 125,000	\$ 125,000	\$ -	\$ 136,951
R15	Taxes - Property	\$ -	\$ -	\$ -	\$ -
R20	Licenses Permits & Fees	\$ 550,800	\$ 553,300	\$ -	\$ 451,338
R30	Membership Fees	\$ -	\$ -	\$ -	\$ -
R33	Rental Fees	\$ -	\$ -	\$ -	\$ -
R36	Park Program Fees	\$ -	\$ -	\$ -	\$ -
R40	Fines & Forfeitures	\$ -	\$ -	\$ -	\$ -
R50	Sale of Services	\$ -	\$ -	\$ -	\$ -
R60	Miscellaneous Revenue	\$ -	\$ -	\$ -	\$ 100
R62	Intergovernmental Tsfrs	\$ -	\$ -	\$ -	\$ -
R64	Reimbursement	\$ 1,000	\$ 1,000	\$ -	\$ 2,000
R66	Sale of Equipment	\$ -	\$ -	\$ -	\$ -
R70	Grant Revenue	\$ -	\$ -	\$ -	\$ -
R74	Sponsorships	\$ -	\$ -	\$ -	\$ -
R85	Interest Revenue	\$ -	\$ -	\$ -	\$ -
	Totals	\$ 676,800	\$ 679,300	\$ -	\$ 590,389

Expenses					
Cat.	Description	2025 Requested	2024 Budget	2024 Estimated	2023 Actuals
E01	Personnel Expense	\$ 665,408	\$ 583,000	\$ -	\$ 573,830
E10	Building & Grounds Exp	\$ 9,753	\$ 9,549	\$ -	\$ 7,651
E20	Vehicle Expense	\$ 12,149	\$ 25,743	\$ -	\$ 24,155
E30	Supply Expense	\$ 4,500	\$ 4,500	\$ -	\$ 2,046
E40	Operations Expense	\$ 43,928	\$ 40,300	\$ -	\$ 28,910
E55	Professional Services	\$ 43,820	\$ 37,700	\$ -	\$ 40,386
E60	Miscellaneous Expense	\$ 10,100	\$ 19,000	\$ -	\$ 69,352
E62	Intergovernmental Tsfr	\$ -	\$ -	\$ -	\$ -
E68	Donation Expense	\$ -	\$ -	\$ -	\$ -
E70	Grant Expense	\$ -	\$ -	\$ -	\$ -
E72	Bond Expense	\$ 44,500	\$ -	\$ -	\$ -
E80	Capital Assets	\$ -	\$ -	\$ -	\$ -
E85	Interest Expense	\$ 5,071	\$ -	\$ -	\$ -
	Totals	\$ 839,229	\$ 719,792	\$ -	\$ 746,332

City of Bryant, AR 2025 Budget Book

Animal Control and Adoption Center

- located at 25700 Interstate 30

Sr. Animal Control Officer,
Jackie Skasick

Shelter Manager, Rebecca Bennett

Animal Control
Director, Tricia Power

Animal Control Officers
Sarah Smith
Jessie Vowell
Vacant (1)

Animal Control Techs
Tessa Haley
Colleen Warford
Jacob Muraidan

Volunteers Include:
In-Home Pet
Fosterers, In Shelter
& Event Assistance



3 Temporary Part Time Animal Care Assistants (Summer)

The mission of Bryant Animal Control and Adoption Center is to provide compassionate, timely and effective response to domestic animal situations in order to ensure the safety of all citizens and animals through the consistent enforcement of state and local laws relating to the humane treatment, control of domestic animals, support and secure the human-animal bond.

2024 Achievements:

1. Supported the Mayor in Strengthening Communication and Coordination between Leadership, Operations and Citizens by embracing the changes brought forth by Mayor Treat to rebuild trust between our department and the citizens.
2. Shelter Manager Rebecca Bennett and Sr. ACO Jackie Skasick coordinated their efforts to rewrite the SOP manual for the department, and Rebecca created a volunteer manual and training program.
3. Ensured Public Safety through continued cooperation with the other Public Safety Departments and residents – worked with Saline County to integrate public safety dispatch for the entire county.
4. Disaster Plan - Continued, including joining the State-Wide Animals in Disaster Coalition.
5. Tricia Power completed the Advancement of Animal Welfare's webinar series on DEI in the workplace.
6. The Shelter joined the Central Arkansas Rescue Transport Coalition.
7. All ACOs completed Levels 1-3 of Animal Control Officer Certification via the National Animal Control Association.
8. Tricia Power was elected the President of the Arkansas State Animal Control Association.
9. Began pilot program to explore extended hours of operation.
10. Improved life-saving over 2023 to nearly 90% without disrupting services to the community.
11. Continued to implement the 2023 Best Friends Life Saving Grant, giving away microchips to Bryant residents for their dogs and cats.
12. Installed pet microchip readers in all fire stations, and other businesses in and around Bryant.
13. Evaluated ordinances, submitted revisions to City Council for approval.
14. Repaired structural beams of the shelter.
15. Repaired and refurbished outside dog kennel areas.
16. Designed and installed wrap on transit van.

2025 Goals:

1. Expand the volunteer program.
2. Continue Planning New Animal Shelter.
3. Implement the Community Cat Program, intended to reduce feral populations, while improving lifesaving efforts for cats.
4. Focus on removing barriers to adoption and expend reclaim efforts.
5. Replace all ACO vehicles, and purchase a horse and adoption trailer.
6. Explore and utilize ways to encourage community interest and involvement in the shelter.
7. Explore and utilize other avenues of taking a proactive role in pet ownership education.

	2021	2022	2023	2024	2025
FT Employees	6	10	10	10	10

City of Bryant, AR 2025 Budget Book




This past year saw us bring about a huge win for the animals of Bryant! New partnerships started to take shape with Bryant Animal Control joining the Central Arkansas Rescue Transport Coalition (CART) as a hosting agency. This means that CART helps out with expenses for transport, and secures partnerships with out of state organizations and we provide the actual transportation. Together, we are able to save more lives across multiple agencies and jurisdictions in Arkansas. As a result, we were able to transfer nearly 200 (190) animals to shelter and rescue partners in 2024, which is nearly twice the number of animals we transferred in 2023 (115.) This, coupled with Fee Free Fridays and other adoption and reunification efforts have improved our life-saving abilities without sacrificing services.

Our current save rate for cats (as of August 2024) is 95%; for dogs, it is 76%; and for other companion animals & livestock it is 100%. The oldest pet that we saved this year was 19 years of age, and the youngest was less than 24 hours old.

Additionally, our volunteer program has restarted with a current roster of 68 individuals who do everything from in-shelter volunteering to social media shelter advocacy to fostering shelter pets in their homes.

2024 has been an incredible year for animals in Bryant, and we aren't done yet!



City of Bryant, AR 2025 Budget Book

Animal Control					
Revenues					
Cat.	Description	2025 Requested	2024 Budget	2024 Estimated	2023 Actuals
R10	Taxes - Sale	\$ -	\$ -	\$ -	\$ -
R15	Taxes - Property	\$ -	\$ -	\$ -	\$ -
R20	Licenses Permits & Fees	\$ 24,380	\$ 29,500	\$ -	\$ 23,694
R30	Membership Fees	\$ -	\$ -	\$ -	\$ -
R33	Rental Fees	\$ -	\$ -	\$ -	\$ -
R36	Park Program Fees	\$ -	\$ -	\$ -	\$ -
R40	Fines & Forfeitures	\$ 6,000	\$ 6,000	\$ -	\$ 9,996
R50	Sale of Services	\$ -	\$ -	\$ -	\$ -
R60	Miscellaneous Revenue	\$ -	\$ -	\$ -	\$ -
R62	Intergovernmental Tsfrs	\$ 678,072	\$ 659,200	\$ -	\$ 630,996
R64	Reimbursement	\$ -	\$ -	\$ -	\$ -
R66	Sale of Equipment	\$ -	\$ -	\$ -	\$ -
R70	Grant Revenue	\$ -	\$ -	\$ -	\$ 12,500
R74	Sponsorships	\$ -	\$ -	\$ -	\$ -
R85	Interest Revenue	\$ -	\$ -	\$ -	\$ -
Totals		\$ 708,452	\$ 694,700	\$ -	\$ 677,186

Expenses					
Cat.	Description	2025 Requested	2024 Budget	2024 Estimated	2023 Actuals
E01	Personnel Expense	\$ 739,340	\$ 710,824	\$ -	\$ 569,268
E10	Building & Grounds Exp	\$ 45,592	\$ 47,740	\$ -	\$ 53,136
E20	Vehicle Expense	\$ 9,373	\$ 11,756	\$ -	\$ 14,847
E30	Supply Expense	\$ 25,650	\$ 23,450	\$ -	\$ 35,507
E40	Operations Expense	\$ 2,325	\$ 2,325	\$ -	\$ 2,923
E55	Professional Services	\$ 34,500	\$ 35,000	\$ -	\$ 41,601
E60	Miscellaneous Expense	\$ 10,000	\$ 15,927	\$ -	\$ 3,805
E62	Intergovernmental Tsfr	\$ -	\$ -	\$ -	\$ -
E68	Donation Expense	\$ -	\$ -	\$ -	\$ -
E70	Grant Expense	\$ -	\$ -	\$ -	\$ -
E72	Bond Expense	\$ 92,230	\$ 7,680	\$ -	\$ 7,804
E80	Capital Assets	\$ -	\$ -	\$ -	\$ 67,112
E85	Interest Expense	\$ 10,415	\$ 780	\$ -	\$ 633
Totals		\$ 969,425	\$ 855,482	\$ -	\$ 796,636

City of Bryant, AR 2025

Budget Book



Judge
Stephanie
Casady

at City Hall 208 SW 3rd Street

Mission: To serve the people by efficient and accessible administration of justice for all, to treat everyone with integrity, fairness and respect.

Executive Assistant to the
Judge
Debora Duncan

District Court Clerk
Lindsey Dinwiddie

Trial Coordinator
Jackie Lindsey

Deputy Court
Clerks:
Dominick Tate
Debra Styles
Rebekah Brown

Ancillary District Court Clerk
Melanie Smith

In Arkansas, district courts were formerly known as municipal courts before the passage of Amendment 80 to the Arkansas Constitution in 2000. Act 3 and Act 627 of 2009 created 25 pilot district judgeships in the state, two of which are in Saline County. The Saline County District Courts exercise countywide jurisdiction over misdemeanor criminal cases, preliminary felony cases, and in certain types of civil cases in matters of less than \$25,000. There are no jury trials in district court. In a district court trial, the judge makes both findings of fact and rulings of law.

A small claims division of the Saline County District Court is administered by the Bryant Department and presided over by Judge Casady of the Bryant Department. This small claims division provides the citizens of Saline County a forum in which citizens may represent themselves to resolve minor civil matters. No attorneys may take part in litigation in the small claims division.

	2021		2022	2023		2024	2025	
FT Employees	8		8	8		8	8	No change

City of Bryant, AR 2025

Budget Book

Courts

Revenues

Cat.	Description	2025 Requested	2024 Budget	2024 Estimated	2023 Actuals
R10	Taxes - Sale	\$ -	\$ -	\$ -	\$ -
R15	Taxes - Property	\$ -	\$ -	\$ -	\$ -
R20	Licenses Permits & Fees	\$ -	\$ -	\$ -	\$ -
R30	Membership Fees	\$ -	\$ -	\$ -	\$ -
R33	Rental Fees	\$ -	\$ -	\$ -	\$ -
R36	Park Program Fees	\$ -	\$ -	\$ -	\$ -
R40	Fines & Forfeitures	\$ 532,900	\$ 532,900	\$ -	\$ 411,211
R50	Sale of Services	\$ -	\$ -	\$ -	\$ -
R60	Miscellaneous Revenue	\$ 50,520	\$ 50,520	\$ -	\$ 54,577
R62	Intergovernmental Tsfrs	\$ -	\$ -	\$ -	\$ -
R64	Reimbursement	\$ 160,000	\$ 160,000	\$ -	\$ 294,800
R66	Sale of Equipment	\$ -	\$ -	\$ -	\$ -
R70	Grant Revenue	\$ -	\$ -	\$ -	\$ -
R74	Sponsorships	\$ -	\$ -	\$ -	\$ -
R85	Interest Revenue	\$ -	\$ -	\$ -	\$ -
	Totals	\$ 743,420	\$ 743,420	\$ -	\$ 760,587

Expenses

Cat.	Description	2025 Requested	2024 Budget	2024 Estimated	2023 Actuals
E01	Personnel Expense	\$ 523,316	\$ 480,805	\$ -	\$ 479,403
E10	Building & Grounds Exp	\$ 23,524	\$ 18,996	\$ -	\$ 14,600
E20	Vehicle Expense	\$ -	\$ -	\$ -	\$ -
E30	Supply Expense	\$ 12,000	\$ 12,000	\$ -	\$ 10,557
E40	Operations Expense	\$ 161,745	\$ 149,521	\$ -	\$ 144,009
E55	Professional Services	\$ 4,100	\$ 4,500	\$ -	\$ 3,899
E60	Miscellaneous Expense	\$ 3,056	\$ 3,872	\$ -	\$ 2,928
E62	Intergovernmental Tsfr	\$ -	\$ -	\$ -	\$ -
E68	Donation Expense	\$ -	\$ -	\$ -	\$ -
E70	Grant Expense	\$ -	\$ -	\$ -	\$ -
E72	Bond Expense	\$ -	\$ -	\$ -	\$ -
E80	Capital Assets	\$ -	\$ -	\$ -	\$ -
E85	Interest Expense	\$ -	\$ -	\$ -	\$ -
	Totals	\$ 727,741	\$ 669,695	\$ -	\$ 655,396

Highlighted in Green above is the difference from the new County Jail Contract for \$143K.

City of Bryant, AR 2025


Budget Book

Parks and Recreation Department



Parks Director Keith Cox since 2024 (shown right)

Assistant Director - Matt Martin



Center Superintendent
Eboney Scott

Parks Superintendent
VACANT

Aquatics Superintendent
Kristin Robinson

Community Outreach and
Engagement Coordinator
Cassie Henry -
Saorrano

Program Coordinator
Hunter Bolin

Foreman:
David McCorkel
Dale Sanford

Aquatics Coordinator
Compassion Moomey

Parks Staff:
Tracy Butler
Jason Rowton

Parks Labor
Kevin Smith
John Stuckey
Tyler Mims
Nathan West
Jason Sykes
Jacob Cross

Lifeguards at Mills and Bishop
Seasonal Part Time Positions

Note: \$340,000 is
budgeted for Part Time
Payroll in this approved
budget, at \$14.25 an hour
it approximates 11 FTE
Positions.

Bishop Center Part Time Staff

Parks Labor Part Time, Typically 2

The Parks Committee meets once a month on the second Tuesday of the month at 6:00pm in the Bishop Park Conference Room.

2024 Accomplishments:

1. Council adopted the Parks Master Plan.
2. Repaired Aquatics retractable roof and sliding glass doors for full functionality
3. Repaired and upgraded drainage behind the Center at Bishop Park
4. Partnered with EMPact one Foundation to implement financial aid for youth programming

2025 Goals:

1. Replace pool dehumidification system in proposed Amendment 78 for funding
2. Construct trail connecting Mills Park and Alcoa 40 Park (Grant funded but requires a match)
3. Install lighting for Bishop Park sidewalks and parking lots (currently no definite funding plan, a grant has been applied for)
4. Expand internal programming (starting pickleball and disc golf)

	2021	2022	2023	2024	2025
FTE Employees	29	28	28	28	29

City of Bryant, AR 2025 Budget Book



CAMPBELL LACROSSE FIELD AT ALCOA 40 PARK

Salt County Lacrosse was founded in 2023 and has quickly made a major impact on our community. They currently field girls and boys high school lacrosse teams and will expand to a youth division in 2025. Since its inception and in thanks to their sponsors, Salt County Lacrosse has invested over \$30,000 to upgrades of the multi-purpose field at Alcoa 40 Park. On May 24, 2024, Mayor Chris Treat dedicated that field to be further known as the Campbell Lacrosse Field, named after title sponsor Campbell Dodge, making it the first dedicated lacrosse field in the state of Arkansas. On top of their monetary investment, Salt County Lacrosse has also logged hundreds of volunteer hours helping to maintain the field, the park and surrounding areas. Bryant Parks and Recreation is forever grateful to have community champions like Salt County Lacrosse; it is their passion and commitment that allows us to overcome barriers and provide new services to the youth of Bryant and surrounding communities.

City of Bryant, AR 2025 Budget Book

Parks

Revenues					
Cat.	Description	2025 Requested	2024 Budget	2024 Estimated	2023 Actuals
R10	Taxes - Sale	\$ -	\$ -	\$ -	\$ -
R15	Taxes - Property	\$ -	\$ -	\$ -	\$ -
R20	Licenses Permits & Fees	\$ -	\$ -	\$ -	\$ -
R30	Membership Fees	\$ 277,475	\$ 277,475	\$ -	\$ 249,995
R33	Rental Fees	\$ 154,450	\$ 154,450	\$ -	\$ 144,957
R36	Park Program Fees	\$ 156,000	\$ 155,500	\$ -	\$ 148,887
R40	Fines & Forfeitures	\$ -	\$ -	\$ -	\$ -
R50	Sale of Services	\$ 221,500	\$ 203,700	\$ -	\$ 193,925
R60	Miscellaneous Revenue	\$ 2,000	\$ 5,000	\$ -	\$ 32,112
R62	Intergovernmental Tsfrs	\$ 1,525,650	\$ 1,483,200	\$ -	\$ 1,721,270
R64	Reimbursement	\$ -	\$ -	\$ -	\$ -
R66	Sale of Equipment	\$ -	\$ 6,000	\$ -	\$ -
R70	Grant Revenue	\$ -	\$ -	\$ -	\$ 166,438
R74	Sponsorships	\$ 154,450	\$ 148,925	\$ -	\$ 107,184
R85	Interest Revenue	\$ -	\$ -	\$ -	\$ -
	Totals	\$ 2,491,525	\$ 2,434,250	\$ -	\$ 2,764,769

Expenses					
Cat.	Description	2025 Requested	2024 Budget	2024 Estimated	2023 Actuals
E01	Personnel Expense	\$ 1,875,431	\$ 1,752,223	\$ -	\$ 1,783,179
E10	Building & Grounds Exp	\$ 770,356	\$ 879,090	\$ -	\$ 863,622
E20	Vehicle Expense	\$ 31,316	\$ 57,597	\$ -	\$ 45,524
E30	Supply Expense	\$ 97,300	\$ 74,900	\$ -	\$ 82,732
E40	Operations Expense	\$ 41,630	\$ 34,123	\$ -	\$ 34,226
E55	Professional Services	\$ 155,500	\$ 161,925	\$ -	\$ 168,369
E60	Miscellaneous Expense	\$ 26,000	\$ 18,205	\$ -	\$ 16,164
E62	Intergovernmental Tsfr	\$ -	\$ -	\$ -	\$ -
E68	Donation Expense	\$ -	\$ -	\$ -	\$ -
E70	Grant Expense	\$ -	\$ -	\$ -	\$ -
E72	Bond Expense	\$ 304,650	\$ 68,800	\$ -	\$ 70,090
E80	Capital Assets	\$ -	\$ 81,216	\$ -	\$ 1,015,285
E85	Interest Expense	\$ 37,221	\$ 10,346	\$ -	\$ 4,786
	Totals	\$ 3,339,404	\$ 3,138,425	\$ -	\$ 4,083,977

City of Bryant, AR 2025 Budget Book

Fire Department



Chief Brandon Futch, shown to the left
Promoted from Assistant Chief to Chief in 2024 after Chief JP Jordan retired. Chief Futch has been with Bryant FD since 2002.

Executive Assistant
Cindy Bell



Assistant Chief Tommy Hammond,
Promoted from Fire Marshal Battalion Chief to Assistant Chief in 2024.

Battalion Chief A
Brian Watson

Battalion Chief B
Alan Cabe

Battalion C
Mike McFarland

Fire Marshal Battalion Chief
P.J. Cristler

Captain (4)

Captain (4)

Captain (4)

Training Officer
David Slack

Engineer (5)

Engineer (5)

Engineer (5)

Firefighters (5)

Firefighters (5)

Firefighters (5)



Mission:

- *Reduce and prevent the loss of life and property damage through adequate, efficient, and timely response
- *Continue to strive for excellence by providing the highest quality of customer service through continued training and education
- *Provide timely and effective life and fire safety education throughout our community and schools
- *Adapt to the ever changing needs of our community
- *Adequately plan and have a vision for progressive growth of our Fire Department within the community

2024 Accomplishments:

1. Maintained ISO Rating of a 1
2. Placed our new 2023 Rosenbauer Rescue Pumper into Service
3. Administered Promotional Exams for 4 different ranks that resulted in the promotion of 6 of our personnel
4. Participated in a county wide Rescue Task Force training to better prepare our personnel for potential active shooter responses
5. Formed a committee to begin the process of purchasing our next Aerial Apparatus
6. Began the process of purchasing a 101' Rosenbauer King Cobra Aerial Apparatus that will replace our 2007 E-One Bronto 100' Aerial Apparatus (Lease Purchase payments to start in 2026)
7. Purchased 13 Zoll Automated External Defibrillators that will replace our current defibrillators that are over 10 years old
8. Proposed a potential land purchase for the department's future Station #4 (in proposed Amend 78)

2025 Goals:

1. Maintain ISO rating of 1
2. Complete the process of purchasing the 101' Rosenbauer King Cobra Aerial Apparatus
3. Update our Basic Life Support Protocols
4. Continue to prepare for future Advanced Life Support Response Capabilities
5. Improve the condition of our Apparatus fleet with the assistance of our in-house maintenance program
6. Continue to improve our training and hydrant testing programs which will help to solidify our ISO Class 1 rating for future ISO Evaluations
7. Transition to our new Reporting Software. We will be transitioning from Emergency Reporting to ESO.
8. Continue to plan for the addition of Bryant Fire Department Station #4

Fire Stations are
located at:

Fire Station 1 at 312 Roya Lane
Fire Station 2 at 1601 S. Reynolds
Fire Station 3 at 2620 Northlake

	2021	2022	2023	2024	2025
FT Employees	50	50	50	50	50



Chief JP Jordan

After 11 years of hard work and service to the City of Bryant, Chief Jordan retired in February 2024.



City of Bryant Fire Stations



City of Bryant, AR 2025 Budget Book

Fire					
Revenues					
Cat.	Description	2025 Requested	2024 Budget	2024 Estimated	2023 Actuals
R10	Taxes - Sale	\$ -	\$ -	\$ -	\$ -
R15	Taxes - Property	\$ 55,700	\$ 55,700	\$ -	\$ 59,176
R20	Licenses Permits & Fees	\$ 1,500	\$ 1,500	\$ -	\$ 1,800
R30	Membership Fees	\$ -	\$ -	\$ -	\$ -
R33	Rental Fees	\$ 18,000	\$ 18,000	\$ -	\$ 21,910
R36	Park Program Fees	\$ -	\$ -	\$ -	\$ -
R40	Fines & Forfeitures	\$ -	\$ -	\$ -	\$ -
R50	Sale of Services	\$ -	\$ -	\$ -	\$ -
R60	Miscellaneous Revenue	\$ 250	\$ 250	\$ -	\$ 5,153
R62	Intergovernmental Tsfrs	\$ 4,237,888	\$ 4,120,000	\$ -	\$ 3,943,764
R64	Reimbursement	\$ -	\$ -	\$ -	\$ -
R66	Sale of Equipment	\$ 20,000	\$ 25,000	\$ -	\$ -
R68	Donation Revenue	\$ -	\$ -	\$ -	\$ -
R70	Grant Revenue	\$ -	\$ -	\$ -	\$ -
R74	Sponsorships	\$ -	\$ -	\$ -	\$ -
R85	Interest Revenue	\$ -	\$ -	\$ -	\$ -
	Totals	\$ 4,333,338	\$ 4,220,450	\$ -	\$ 4,031,803

Expenses					
Cat.	Description	2025 Requested	2024 Budget	2024 Estimated	2023 Actuals
E01	Personnel Expense	\$ 5,239,976	\$ 5,034,162	\$ -	\$ 4,339,000
E10	Building & Grounds Exp	\$ 191,415	\$ 195,808	\$ -	\$ 203,312
E20	Vehicle Expense	\$ 164,677	\$ 144,311	\$ -	\$ 146,659
E30	Supply Expense	\$ 169,300	\$ 169,800	\$ -	\$ 235,763
E40	Operations Expense	\$ 16,000	\$ 14,000	\$ -	\$ 12,653
E55	Professional Services	\$ 1,000	\$ 1,000	\$ -	\$ 1,117
E60	Miscellaneous Expense	\$ 25,000	\$ 10,900	\$ -	\$ 26,849
E62	Intergovernmental Tsfr	\$ -	\$ -	\$ -	\$ -
E68	Donation Expense	\$ -	\$ -	\$ -	\$ -
E70	Grant Expense	\$ -	\$ -	\$ -	\$ -
E72	Bond Expense	\$ 228,746	\$ 174,000	\$ -	\$ 114,287
E80	Capital Assets	\$ -	\$ 3,107	\$ -	\$ 11,115
E85	Interest Expense	\$ 35,576	\$ 30,000	\$ -	\$ 49,121
	Totals	\$ 6,071,690	\$ 5,777,088	\$ -	\$ 5,139,876

Note highlighted above is a large difference due to \$150K of Turn out gear being bought in 2023.

48/96 hour schedule would be based on 2920 hrs per year. Training Officer and Fire Marshal are 40 hour per week positions based on 2080 hrs per year & 0 hrs of normally scheduled Overtime.

Newly hired employees will start at either the certified or uncertified Firefighter position . To start at the certified Firefighter position the newly hired Firefighters must have IFSAC Firefighter I & II Certifications. Anytime an employee changes job positions they will start at 1st position for that Job Classification. An employee that maxes out in a position will be paid an annual bonus in the amount of \$50.00 per year starting the year after the employee maxes out in that position with a maximum bonus of \$1000.00.

City of Bryant, AR 2025

Budget Book

Police Department - station at 312 Roya Lane



Police Chief Carl
Minden Serving Since
2019



Asst. Chief JW
Plouch Serving
Since 1998

Admin. CAPT J. Payte

Support CAPT S.
Fullington

Patrol CAPT P. Tarvin

PSU SGT

Training SGT

CID LT

SRO LT (K9)

PTL LT X 4

PIO/Com Relations SGT

Warrants OFC X 1

CID SGT

SRO SGT

PTL SGT X 4

Res. OFC X 15 (upaid)

Communcations
Supervisor

OFC X 4

SRO OFC X 7
(1K9)

PTL OFC X 20 (4 K9)

Administrative
Assistant

Records Clerk
Warrants X 6

Mission Statement: The mission of the Bryant Police Department is to work in harmony with all citizens of the community to create a safe and secure environment and to improve the quality of life for our residents with an emphasis on equality, fairness, integrity and professionalism.

2024 Accomplishments:

1. Completed the transfer of the City's 911/Dispatch services to Saline County General (pending discussions on 2025 payment for this)
2. 40 hours of annual training (minimal) per Officer. Increased use of force and de-escalation training.
3. Implemented new software (Vector Solutions) for policies, procedures, and scheduling.
4. Installed new flooring on first floor of the Police Department.

2025 Goals:

1. Purchase a new drone to replace the current aging drone fleet (planning to fund from Special Rev Funds, Grants or Donations)
2. Continue to increase training available to staff.
3. Update and upgrade the department's sky watch surveillance tower (planning to fund from Special Rev Funds, Grants or Donations)
4. Add four Patrol Officers (not currently funded in the 2025 budget)

CAPT = Captain

LT = Lieutenant

SGT = Sergeant

PTL = Patrol

OFC = Officer

SRO = School Resource Officer

RES = Reserve Officer

SAT = Strategic Accident Traffic Unit

CID = Criminal Investigation Division

PIO = Public Information Officer

PSU = Professional Standards Unit

	2021	2022	2023	2024	###
FT Employees	59	65.5	63.5	62	59

City of Bryant, AR 2025 Budget Book

Police					
Revenues					
Cat.	Description	2025 Requested	2024 Budget	2024 Estimated	2023 Actuals
R10	Taxes - Sale	\$ -	\$ -	\$ -	\$ -
R15	Taxes - Property	\$ -	\$ -	\$ -	\$ -
R20	Licenses Permits & Fees	\$ -	\$ -	\$ -	\$ -
R30	Membership Fees	\$ -	\$ -	\$ -	\$ -
R33	Rental Fees	\$ -	\$ -	\$ -	\$ -
R36	Park Program Fees	\$ -	\$ -	\$ -	\$ -
R40	Fines & Forfeitures	\$ 780	\$ 780	\$ -	\$ 806
R50	Sale of Services	\$ -	\$ -	\$ -	\$ -
R60	Miscellaneous Revenue	\$ 5,000	\$ 82,339	\$ -	\$ 380,336
R62	Intergovernmental Tsfrs	\$ 1,695,155	\$ 1,648,000	\$ -	\$ 1,577,508
R64	Reimbursement	\$ 386,000	\$ 357,000	\$ -	\$ 350,158
R66	Sale of Equipment	\$ -	\$ 25,000	\$ -	\$ -
R68	Donation Revenue	\$ -	\$ -		\$ 1,000
R70	Grant Revenue	\$ 26,700	\$ 29,200	\$ -	\$ 36,239
R74	Sponsorships	\$ -	\$ -	\$ -	\$ -
R85	Interest Revenue	\$ -	\$ -	\$ -	\$ -
	Totals	\$ 2,113,635	\$ 2,142,319	\$ -	\$ 2,346,047

Expenses					
Cat.	Description	2025 Requested	2024 Budget	2024 Estimated	2023 Actuals
E01	Personnel Expense	\$ 5,409,920	\$ 5,746,309	\$ -	\$ 5,092,962
E10	Building & Grounds Exp	\$ 153,478	\$ 178,509	\$ -	\$ 152,261
E20	Vehicle Expense	\$ 325,900	\$ 351,133	\$ -	\$ 336,466
E30	Supply Expense	\$ 60,000	\$ 60,209	\$ -	\$ 49,616
E40	Operations Expense	\$ 16,380	\$ 16,380	\$ -	\$ 11,552
E55	Professional Services	\$ 10,000	\$ 10,000	\$ -	\$ 6,099
E60	Miscellaneous Expense	\$ 63,002	\$ 105,143	\$ -	\$ 55,734
E62	Intergovernmental Tsfr	\$ -	\$ -	\$ -	\$ -
E64	Reimbursement	\$ -	\$ 5,000	\$ -	\$ 255,712
E70	Grant Expense	\$ 33,700	\$ 33,700	\$ -	\$ 19,533
E72	Bond Expense	\$ 111,325	\$ 1,171,313	\$ -	\$ 650,215
E80	Capital Assets	\$ 498,000	\$ 176,000	\$ -	\$ 1,054,051
E85	Interest Expense	\$ 98,664	\$ 98,664	\$ -	\$ 81,332
	Totals	\$ 6,780,369	\$ 7,952,360	\$ -	\$ 7,765,532

City of Bryant, AR 2025 Budget Book

Public Works Department

- Office at 7064 Cynamide Road

Public Works oversees the Street, Stormwater, Water and Wastewater functions of the City.



Administrative Assistant
Amanda Roe

Public Works Director
Tim Fournier
Director beginning 4/27/21

Customer Service
Supervisor
Angela Shepard

Water and Wastewater
Analyst
Moriah Winkel

Inventory Manager
Christina Call

Senior Office
Assistant
Lesa Warner

Meter Tech
Eric Ahart

Mechanic, Dylan
Shepherd (note this
position and the asst.
is paid out of Admin
but reports to the
Street Superintendent)

**NEW Water/Wastewater
General Manager**

Office Assistant
Lejena Holt

Meter Tech
Mindy Cox

Construction Project
Coordinator, Joe Henry

Office Assistant
Tiffany Jones

Meter Tech
Kayla Collins

Mechanic Assistant
Christopher Runnells

Construction Project Coordinator,
Daran Robertson

Pumps & Controls
Operator
James Harris

Note: Bryce Rimmer manages the Pumps and Controls and Water
Departments but Pumps and Controls does work for both Water
and Wastewater and is paid from both sets of funds.

Mission Statement: Provide quality of life to residents by building and maintaining Public Works infrastructure to protect the health and welfare of the city residents, businesses, and visitors along with the environment. We will also provide superior customer service in a timely and efficient manner. The department works to provide these services, as well as to support economic growth and development, with the teamwork and trust of highly qualified and skilled personnel.

	2021	2022	2023	2024	2025
FT Employees	12	13	14	17	19



City of Bryant, AR 2025 Budget Book

Employee	Certifications/Licenses						
	Water Distribution	Water Treatment	Wastewater Operator	CDL	CSI & CISEC	IMSA I	IMSA II
Ken Gorden		Class II					
David Stephens	Grade 2		Class I	A			
Robert Green				B			
Tim Price			Class III	B			
Frankie Glover	Grade 2		Class III	A			
Bryce Rimmer	Class IV		Class I				
Josh Byrd	Class II		Class I				
Gregg Asher	Grade 4		Class IV				
Moriah Winkel	Grade 4						
Erik Colman			Class I				
Anthony Jones			Class I	B			
Steven Tallent			Class I				
Mathew Hawkins			Class I				
Jason Moore	Class IV		Class IV	A			
Brad Wilson	Class IV			A			
Mindy Cox					CSI		
Eric Ahart					CSI		
Kayla Collins					CSI		
Bradley Stapler					CSI		
Kevin Thornberry							
Nic Harris					CSI		
Austin Anders			Class III				
Justin Causey			Class II				
Dale Watkins			Class I	A			
Gary Smith			Class I	A			
Tim Fournier				A	CISEC	X	
Jamie Sledd				B			
David Baker				A			
Nicholas Mitchell				A			
Charlie Drake				B			
Chad Moseley				B			
Ryan Ayres				B		X	X
Donald Tarvin				A			
Christina Call				B			
Ben Wilson					CSI & CISEC		
Jay Stake					CSI & CISEC		
Troy Ellis					CSI & CISEC	X	

*CSI stands for Certified Stormwater Inspector and CISEC for Certified Inspector for Sediment & Erosion Control

* IMSA stands for International Municipal Signal Association

2024 Public Works Accomplishments:

1. Completed the Master Plans for Water, and Stormwater with 10 year scopes, see Appendices.
2. Continued CAO Project Improvements and loading Capacity limits on the Sanitary Sewer System.

2025 Public Works Goals:


1. Begin construction on the South Plain Water Tank using ARPA for Design and Bond for remaining.
2. Secure funding and a plan for Lift Station #5 project.
3. Complete a road Survey for rehab schedule

2024 Construction Project Coordination Accomplishments:

1. Began relocation of utility design for Hwy 5 widening project
2. Reviewed 18 pending projects as of 9/2024
3. Reviewed 61 Preliminary and final plat designs as of 9/2024
4. Subdivision infrastructure installation management

City of Bryant, AR 2025 Budget Book

Street and Stormwater Departments



	New Streets/Stormwater General Manager	Street and Stormwater Superintendent Troy Ellis	
Stormwater Manager Ben Wilson	Construction Crew Field Supervisor Charles Drake	Right of Way Crew Field Supervisor David Baker	Signs & Signals Technician II Ryan Ayres
Stormwater Inspector Ken Gordon	Equipment Operator III Jamie Sledd	Equipment Operator II Chad Moseley	Sign & Signals I Nicholas Mitchell
Stormwater Inspector Jon Carter	Equipment Operator II Gene Grey	Equipment Operator III Donald Tarvin	Locate Technician Geoffrey Dozier
Stormwater Enforcement Jay Stake	Equipment Operator II Anthony Merrell	Equipment Operator I Josh Braden	Locate Technician Geoffrey Dozier
	Equipment Operator II Brain George	Equipment Operator II Calvin Ray	
CON Equipment Opt II VACANT	Equipment Operator I Robert Palas	Equipment Operator II VACANT	

2024 Stormwater Accomplishments:

1. Completed Cambridge Phase II, Eastwood Sub Phase II, Oak Glenn Phase I, Horizon, and Boswell Rd ROW Bridge Sediment Removal
2. Completed full designs for Stillman Loop Phases I, II, and III, and Lacrosse and Stivers as well.
3. Completed Full CDMP (Garver Phase I & II)
4. Continuance of the Stormwater Feasibility Study and updated Stormwater Mgn Plan (received ADEQ Approval)

2025 Stormwater Goals:

1. Start and complete construction for Stillman Loop Phases I, II and III, Lacrosse and Stivers (Budgeted with ARPA and the 515 funds)
2. Complete the Feasibility Study
3. Tributary Mapping for Cox Canal
4. Update Stormwater Mgn Ordinance 2019-32 (5 year update)

2024 Street Accomplishments:

1. Completed Bryant Parkway!
2. Subgrade and overlay portion of Springhill rd. (in house)
3. Obtained ownership with updates for Hwy 5 & Hwy 183, Hwy 5 & Springhill intersections
4. Completed 2024 portion of the city wide RRFB (Rectangular Rapid Flashing Beacons) Installs
5. Implemented Phase I of MUTCD (Manual for Uniform Traffic Control Devices) Approved Radar Signs
6. Completed installation of AXIS PTZ (Position Tilt Zone Cameras) System
7. Installation of safety RPM(Raised Pavement Markers) 's on Springhill
8. Completion of Thermo-Striping on Bryant Parkway, Springhill Rd., Bryant Ave, Commerce, Office Park Dr. Horizon, Broadway, Harvest, Market, Carmichael, Wilkerson
9. Started city wide sidewalk repair (damaged, missing or ADA non compliant)

City of Bryant, AR 2025 Budget Book

2025 Street Goals:

1. Complete RFQ for Street Planning, Construction, scheduling ROW acquisition (Budgeted under Prof Services Engineering in fund 080)
2. Install & Implement Phase II of MUTCD Approved Radar Signs (Signs purchased with 2024 budget)
3. Install 2025 Portion of city wide RRFB (Systems purchased with 2024 budget, installed in house)
4. Continue city wide sidewalk repair (in house under the Materials and Maintenance budget line in fund 080)

		2021	2022		2023	2024		2025
FT Employees Street		13	13.5		18	17.5		18.5
FT Employees Stormwater		3	3.5		4	4.5		4.5

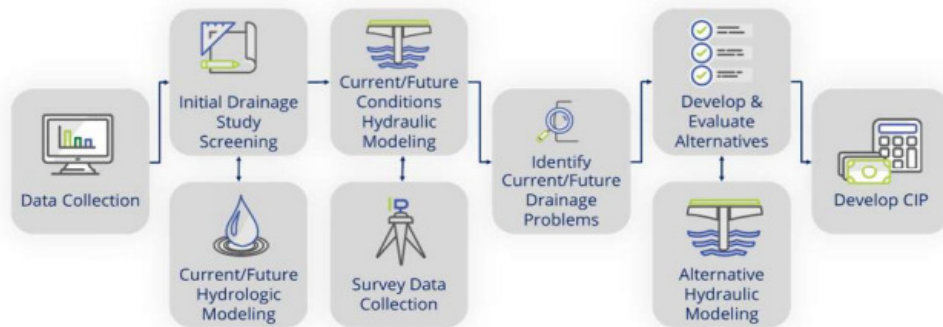
Bryant Drainage Master Plan

Garver Citywide Master Drainage Plan Update

October 25, 2022

Citywide Drainage Master Plan

- Overview of Scope and Purpose of Study



- Current Status
 - Finalizing Citywide Drainage Study Screening – Moving toward Phase 2
 - Developing and evaluating alternatives for Boone Road area and Oak Glenn Subdivision
- Schedule
 - Phase 1 – Estimated Completion of November 2022
 - Phase 2 – Estimated to begin February 2023

Phase 2 began early in January 2023 and is estimated for completion November of 2024

City of Bryant, AR 2025 Budget Book

Street					
Revenues					
Cat.	Description	2025 Requested	2024 Budget	2024 Act Thur 10/8	2023 Actuals
R10	Taxes - Sale	\$ -	\$ -	\$ 21,363	\$ 410,755
R15	Taxes - Property	\$ 2,174,000	\$ 1,824,000	\$ 1,672,457	\$ 1,955,628
R20	Licenses Permits & Fees	\$ -	\$ -	\$ -	\$ -
R30	Membership Fees	\$ -	\$ -	\$ -	\$ -
R33	Rental Fees	\$ -	\$ -	\$ -	\$ -
R36	Park Program Fees	\$ -	\$ -	\$ -	\$ -
R40	Fines & Forfeitures	\$ -	\$ -	\$ -	\$ -
R50	Sale of Services	\$ -	\$ -	\$ -	\$ -
R60	Miscellaneous Revenue	\$ 1,500	\$ 1,500	\$ 169,779	\$ 262,279
R62	Intergovernmental Tsfrs	\$ 2,034,860	\$ 1,977,600	\$ 1,483,200	\$ 1,893,000
R64	Reimbursement	\$ -	\$ -	\$ -	\$ -
R66	Sale of Equipment	\$ -	\$ -	\$ -	\$ -
R70	Grant Revenue	\$ -	\$ -	\$ -	\$ -
R74	Sponsorships	\$ -	\$ -	\$ -	\$ -
R85	Interest Revenue	\$ -	\$ 775	\$ -	\$ -
Totals		\$ 4,210,360	\$ 3,803,875	\$ 3,346,799	\$ 4,521,662

Expenses					
Cat.	Description	2025 Requested	2024 Budget	2024 Act Thur 9/18	2023 Actuals
E01	Personnel Expense	\$ 1,751,141	\$ 1,490,047	\$ 1,172,840	\$ 1,238,243
E10	Building & Grounds Exp	\$ 231,090	\$ 246,757	\$ 154,732	\$ 207,773
E20	Vehicle Expense	\$ 250,477	\$ 282,323	\$ 169,618	\$ 213,571
E30	Supply Expense	\$ 473,996	\$ 496,721	\$ 197,499	\$ 304,324
E40	Operations Expense	\$ 96,000	\$ 327,200	\$ 54,495	\$ 72,423
E55	Professional Services	\$ 493,500	\$ 714,112	\$ 311,348	\$ 218,503
E60	Miscellaneous Expense	\$ 24,776	\$ 57,465	\$ 23,573	\$ 60,648
E62	Intergovernmental Tsfr	\$ -	\$ -		\$ -
E70	Grant Expense	\$ -	\$ -		\$ -
E80	Capital Assets	\$ 250,017	\$ 578,102	\$ 1,824,498	\$ 2,052,854
E85	Interest Expense	\$ -	\$ -		\$ -
E90	Construction Project - Hilltop	\$ -	\$ 538,567	\$ 117,233	\$ 681,783
Totals		\$ 3,570,997	\$ 4,731,294	\$ 4,025,836	\$ 5,050,122
		\$ 639,363	\$ (927,419)	\$ (679,037)	\$ (528,460)

Currently (9/18/24) Street's management would like to replace the following nine capital assets. However, the Street's savings have dropped below recommended levels so we do not feel like the city should buy these pieces of equipment outright. They could finance them over five years in two batches. The four highlighted items (\$1,002,000) are the most important to the daily operations and we'd like to explore financing their purchase in 2025. The other six (\$990,000) we'd consider starting to finance over five years in 2026. Street's at this time could only afford to do this plan if changes are made by Council to the current structure of the Stormwater costs/operations in conjunction with Council's review of the Stormwater Feasibility Study.

Year	Make	Model	VIN/SN:	2025	Estimated Cost
2002	16' Trail King		46	Replace	\$30,000.00
2006	Sakai Roller		VSV15-30172	Replace	\$100,000.00
2007	Mack	Granite C713	9292	Replace	\$212,000.00
2012	Freightliner		803		\$260,000.00
2015	Freightliner	Pac Mac Grapple Truck	995	Replace	\$235,000.00
2016	John Deere	6110M Boom Mower	434	Replace	\$190,000.00
2017	Caterpillar	308	1	Replace	\$200,000.00
2018	Kenworth	T880	0	Replace	\$300,000.00
2018	Makita	Pipe Hunter	95	Replace	\$100,000.00
2018	Caterpillar	314 F Wheel Excavator	FB401015	Replace	\$365,000.00
				\$1,002,000.00	\$990,000.00

City of Bryant, AR 2025 Budget Book

Stormwater					
Revenues					
Cat.	Description	2025 Requested	2024 Budget	2024 Estimated	2023 Actuals
R10	Taxes - Sale	\$ -	\$ -	\$ -	\$ -
R15	Taxes - Property	\$ -	\$ -	\$ -	\$ -
R20	Licenses Permits & Fees	\$ -	\$ -	\$ -	\$ -
R30	Membership Fees	\$ -	\$ -	\$ -	\$ -
R33	Rental Fees	\$ -	\$ -	\$ -	\$ -
R36	Park Program Fees	\$ -	\$ -	\$ -	\$ -
R40	Fines & Forfeitures	\$ -	\$ -	\$ -	\$ -
R50	Sale of Services	\$ -	\$ -	\$ -	\$ -
R60	Miscellaneous Revenue	\$ -	\$ -	\$ -	\$ -
R62	Intergovernmental Tsfrs	\$ -	\$ -	\$ -	\$ -
R64	Reimbursement	\$ -	\$ -	\$ -	\$ -
R66	Sale of Equipment	\$ -	\$ -	\$ -	\$ -
R70	Grant Revenue	\$ -	\$ -	\$ -	\$ -
R74	Sponsorships	\$ -	\$ -	\$ -	\$ -
R85	Interest Revenue	\$ -	\$ -	\$ -	\$ -
Totals		\$ -	\$ -	\$ -	\$ -

NOTE: All revenues derived from the current Stormwater charge are expended on Capital not operational needs.

Expenses					
Cat.	Description	2025 Requested	2024 Budget	2024 Estimated	2023 Actuals
E01	Personnel Expense	\$ 525,553	\$ 469,569	\$ -	\$ 363,954
E10	Building & Grounds Exp	\$ 4,512	\$ 4,512	\$ -	\$ 4,421
E20	Vehicle Expense	\$ 27,020	\$ 39,335	\$ -	\$ 29,350
E30	Supply Expense	\$ 25,400	\$ 25,758	\$ -	\$ 12,514
E40	Operations Expense	\$ 13,200	\$ 9,200	\$ -	\$ 6,454
E55	Professional Services	\$ 41,000	\$ 192,560	\$ -	\$ 88,934
E60	Miscellaneous Expense	\$ -	\$ -	\$ -	\$ -
E62	Intergovernmental Tsfr	\$ -	\$ -	\$ -	\$ -
E68	Donation Expense	\$ -	\$ -	\$ -	\$ -
E70	Grant Expense	\$ -	\$ -	\$ -	\$ -
E72	Bond Expense	\$ -	\$ -	\$ -	\$ -
E80	Capital Assets	\$ 1	\$ 1,051,097	\$ -	\$ 149,480
E85	Interest Expense	\$ -	\$ -	\$ -	\$ -
Totals		\$ 636,686	\$ 1,792,031	\$ -	\$ 655,106

515-0140-4567 Storm Fees	20000
515-0140-4568 Storm Res	258000
515-0140-4569 Storm Bus	46800

City of Bryant, AR 2025 Budget Book

Historical Review of 515 Stormwater Capital Enterprise Fund and ARPA Funding

Out of 515 Stormwater Capital Fund										
Vendors/E ngineers	Encumbered as of 10/16/24 in 515 Fund	Spent in 2017	Spent in 2018	Spent in 2019	Spent in 2020	Spent in 2021	Spent in 2022	Spent in 2023	Spent thru 10/15/2024	Total since 2017
5808 Vehicles and Equipment		68,101	29,000							97,101
Master plan Feasibility Study	RJN/Garver	28,096						148,968	104,170	253,139
August Cove		164,991					52,445			217,437
Bame to White Blossom				11,250	750					12,000
Boone estimated at \$600,000										0
Bridgeport				45,455						45,455
Cambridge (ARPA \$500K moved here)	D&D Homes	6,500							483,449	489,949
Carrywood /Raintree Acres Proj 2.6.8	Garver, Garnat, Scurlock, Jcon, LR WinWater			3,638	39,088	160,056		126,972		329,754
Debswood	JcCon					5,900				5,900
Dogwood	Redstone			73,849	4,290			342,704		420,843
Eastwood	Redstone	10,853							193,433	193,433
Hanover/Other/Span Rd.	Gene Summers					71,997				71,997
Henson/Ozark	Redstone, McC, Jcon, Scurlock			10,578	64,459	15,531				90,568
Hidden Creek	McC				8,156					8,156
Hilltop/Springhill Intersection	Redstone, Garnat, Pinacle				5,300	13,176	300,924			319,400
Jon Drive	Conso Pipe		12,370							12,370
Lacross		39,016							10,984	10,984
Lexington			18,030	5,971						24,001
Mills Park Rd	McC				21,721	71,258				92,979
Monticello			1,415	147,759						149,174
Northlake (ARPA \$1.1Mil)	Township				3,900	19,900		1,100,000		1,123,800
Oak Glenn/Coral Tree/Rogers/Span	Granite, Da	8,850				3,562			34,882	38,444
Pleasant Point Phase 2										0
Raintree (ARPA \$550K)	Garnat, Cisneros							496,999		496,999
Richland park		210,500	5,202							215,702
Robinwood	McC				134,326					134,326
Rogers includes \$5K easement	R. Val	5,000							29,233	29,233
Stillman Loop	McC, Garni	49,306		9,557	7,000				36,400	52,957
Stivers		57,942							22,058	22,058
StoneyBrook			8,360	2,776						11,136
Target Parking Lot				17,289						17,289
Trench Boxes/Stock		18,831							28,395	28,395
Westpoint/Hensley				6,300	26,783					33,083
Woodland Park					8,313					8,313
Timbercreek					66,533					66,533
Totals		217,894	450,092	74,377	334,422	390,620	361,379	353,369	2,215,643	943,004
	2,540,233								(17,458,70)	
	2016	2017	2018	2019	2020	2021	2022	2023	2024	Total
500-0140-4567 SW in Lieu	1,500	46,565	6,500	91,587	2,800	22,730	25,825	27,467	16,400	241,374
500-0140-4568 SW Residential	138,822	243,075	248,889	246,249	244,159	243,213	241,964	248,713	216,831	2,071,914
500-0140-4569 SW Business	17,130	32,500	32,412	42,018	44,366	44,850	45,107	46,615	39,386	344,384
515-0140-4850 SW Int	14	91	60	141	297	72	59	0	0	735
@	157,466	322,231	287,861	379,995	291,622	310,865	312,955	322,795	272,617	2,658,407
500-0140-5622 SW Transfer	132,865	344,277	264,515	379,308	291,246	309,041	332,276	0		2,053,528
@	24,601	(22,046)	23,346	687	375	1,824	(19,321)	322,795	272,617	604,879
515-0140-1000 just deposits	135,341	344,368	264,575	879,449	294,387	309,113	463,013	1,668,523	1,144,881	5,503,651
@	(2,476)	(91)	(60)	(500,141)	(3,141)	(72)	(130,738)	(1,668,523)	(1,144,881)	(3,450,123)
							(A)	(B)	(C.)	
Extras from GF.ARPA.Grants Etc.				500,000			322,071	1,668,523	300,000	
515-0140-5816 Infrastructure	0	381,992	45,377	334,422	390,620	361,379	353,369	2,215,643	943,004	5,025,807
515-0140-5808 Vehicles/Equip	0	68,101	29,000							97,101
Total Capital Spend	0	450,092	74,377	334,422	390,620	361,379	353,369	2,215,643	943,004	5,122,907
	157,466	29,605	243,102	767,212	683,248	616,745	905,832	690,211	1,184,120	(1,847,756)
Cash 1000	135,341	29,617	221,640	782,247	667,259	624,175	914,536	709,626	1,113,112	
@	22,125	(12)	21,462	(15,035)	15,989	(7,431)	(8,704)	(19,415)	71,008	
080-0140- Revenues				500,000						500,000
080-0140 Totals		199,870	195,485	233,631	236,053	320,431	298,278	505,626		1,989,375
080-0140 Capital included in Totals		0	0	20,589	6,625	0	0			27,214
080-0140-5571 Engineering included in Tc		53,207	39,629	18,521	0	44,380	40,566	88,934		285,237
Historically double the 515 amounts shown above were typically spent on these projects because another half was spent out of the Street Fund as these projects are in the Street Right of way.										
Reported to Fed 3/: Left to Report Or Change										
Reported on SEFA 2023	Northlake	1,100,000	1,100,000	0			ARPA moved in	2,377,489		
	Raintree	190,130	494,534	(55,466)				33,321	gain/interest	
	Cambridge	6,870	272,922	(227,078)						
ARPA Expended	1,100,000	Northlake			300,000	State Grant for Dogwood 2B				
	190,129	Raintree			300,000	(B) State Grant too in 2023 expenses				
	183,449	Cambridge			300,000	(C.) State Grant too in 2024 expenses				
		Springhill			300,000	(A) State Grant in 2022 expenses				
Sept 2024 Council approval Res 2024-36	870,590	Stillman I, II and III not to exceed Redstone				300,000	Applied for at 8/27/24 - Denied			
	2,344,168									
Oct 2024 Council approval Res 2024-47	1,100,000	LS#5 NRD plus								
Oct 2024 Council approval Res 2024-46	900,000	South Plain Water Tank								
	2,000,000									
	417282.36	Phase I Redstone PO ending 5306								
	461242	Phase II Redstone PO ending in 5305								
	878524.36									
	7,934									

City of Bryant, AR 2025 Budget Book

Enterprise Funds

The City has a major Enterprise Fund called the Utility Revenue Fund shown as number 500. This fund started out housing the collections of the water payments on the utility bills; however, wastewater funds are collected through this fund as well. Any Enterprise Fund revenues are collected through this fund and then distributed out to their separate funds via transfers. This began changing with a General Ledger Software Conversion in 2022. Going into 2023 it is planned for all of Water's revenues and expenses to be housed in Fund 500 and all of Wastewater's related revenues and expenses to be housed in Fund 510.

The water expenses are derived from the treatment and distribution of water to approximately 9000 customers. The Water department received its water from the Central Arkansas Water Authority in Little Rock, Arkansas. The expense to pay for the water is listed under the supplies category.

In 2016 the City added a new enterprise fund 515 for Stormwater capital costs. The city collects on the Utility bills \$3.00 from all residential customers and \$6.00 from all commercial customers to help fund capital projects associated with stormwater issues. Because many Stormwater issues are related and in Streets the Stormwater Personnel and related operating costs continue to be paid out of the Street Fund, see those related pages in this Budget Book for a complete picture of Stormwater issues.

The Water and Wastewater Divisions had Twenty Year Master Plans completed by Crist Engineering in 2008. New master plans are scheduled to be completed in 2024. The Public Works and Finance Directors have been reviewing these documents for possible inclusion into this document as Appendices. We would like to have all the future plan documents in one place for easy reference. However, first we want to review these documents to see how our current 2024 outlook lines up with the estimates and projections and completion schedules within these documents.

Over the past couple of years our Public Works Department has been striving to move from using all contractors to doing some work "in house." The City has attempted to hire additional employees to do this work. See below a list of "in house" projects planned for the 2024 year.

Street/Stormwater

Lacrosse and Stivers Drainage Improvements

Install 2025 Portion of the City Wide RRFB

Install & Implement Phase II of MUTCD Approved Radar Signs

Continue City Wide Sidewalk Repair of damaged, missing or non ADA Compliant

Wastewater

+7000' Pipe Bursting – Basin 1,6, unmonitored

(unmonitored basin is a basin that was not assigned a number)

4 Manhole replacements – Basin 1, unmonitored

18" Springhill Gravity Line Upsize/Relocation

Lea Circle and gravity sewer relocation– ANRC funding obtained

Lift Station 5 upgrade/rebuild – parallel Force Main

Water Department



Water Superintendent
Bryce J. Rimmer

Field Supervisor
Josh Byrd

Utility Worker II
Bradley Stapler

Equipment Operator
John Boyette

Utility Worker I Kevin
Thornberry

Equipment Operator
Brad Wilson

Utility Worker I
Nic Harris

Equipment Operator James Moore

Pumps & Controls
Operator NEW
Requested

2024 Water Accomplishments:

1. Completed the Water Master Plan
2. Began the Rate and Impact Fee Studies
3. Completed the Lead/Cooper Service Line Database

2025 Water Goals:

1. Complete fire deficiency tie ins per the master plan
2. South Pressure Plain Tank Project
3. North Tank Repairs

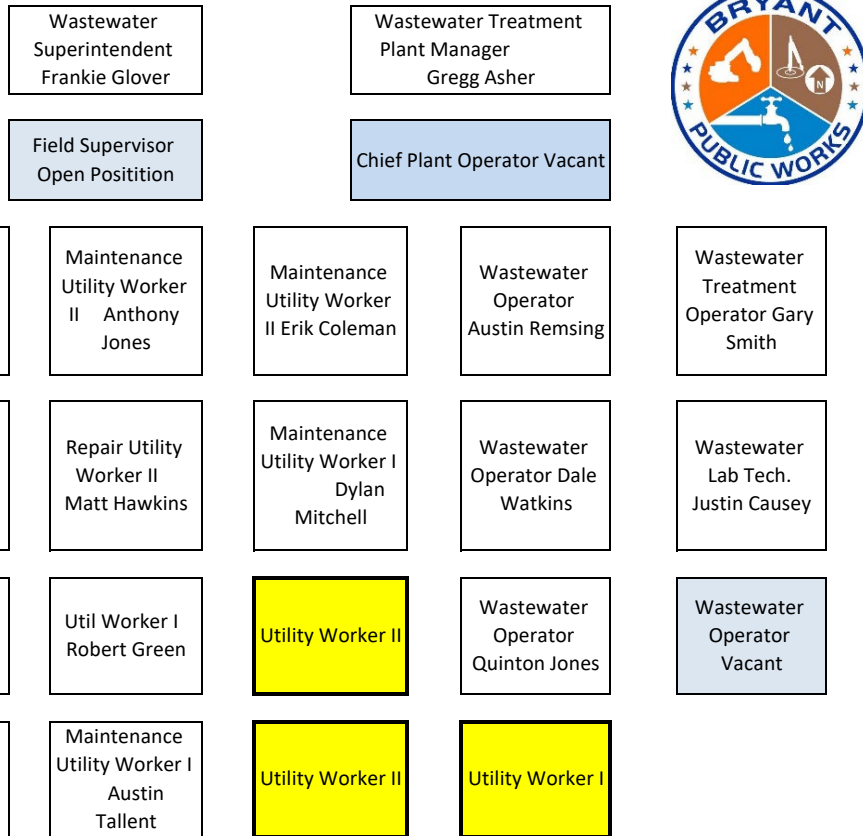
	2021	2022	2023	2024	2025
FT Employees	7	7	7	7	8

City of Bryant, AR 2025 Budget Book

Wastewater Department

- The Wastewater Plant is located at 7064 Cynamide Drive

The Water and Wastewater Committee (WSAC) meets on the first Tuesday of each month at 6:00 pm.



2024 Wastewater Accomplishments:

1. Completed blower install and new air line header for 1 MGD Treatment facility
2. Replaced motor for aerator in eq basin
3. Completed sample collection profile for Wastewater Master Plan.
4. Repaired/replaced Lift Station 21 and 22
5. Began Rate Study
6. Secured Lea Circle Funding via ANRC

2025 Wastewater Goals:

1. Continue pipe bursting
2. Lift Station #5 and Parallel Force Main
3. Springhill Gravity Line Construction
4. Repair/Replace Booster Pump Station PRV and Controls and Chlorinator and Lift Stations 4, 8, 18, 19, 24, and 29

	2021	2022	2023	2024	2025
FT Employees	14	21	20	20	23

City of Bryant, AR 2025 Budget Book

Water					
Revenues					
Cat.	Description	2025 Requested	2024 Budget	2024 Estimated	2023 Actuals
R10	Taxes - Sale	\$ -	\$ -	\$ -	\$ -
R15	Taxes - Property	\$ -	\$ -	\$ -	\$ -
R20	Licenses Permits & Fees	\$ -	\$ -	\$ -	\$ -
R30	Membership Fees	\$ -	\$ -	\$ -	\$ -
R33	Rental Fees	\$ -	\$ -	\$ -	\$ -
R36	Park Program Fees	\$ -	\$ -	\$ -	\$ -
R40	Fines & Forfeitures	\$ -	\$ -	\$ -	\$ -
R50	Sale of Services	\$ 4,638,785	\$ 5,196,985	\$ -	\$ 4,675,160
R60	Miscellaneous Revenue	\$ 5,000	\$ 2,325	\$ -	\$ 26,872
R62	Intergovernmental Tsfrs	\$ 724,500	\$ 215,000	\$ -	\$ 1,675,421
R64	Reimbursement	\$ 50,000	\$ 100,000	\$ -	\$ 232,531
R66	Sale of Equipment	\$ -	\$ -	\$ -	\$ -
R70	Grant Revenue	\$ -	\$ -	\$ -	\$ -
R74	Sponsorships	\$ -	\$ -	\$ -	\$ -
R85	Interest Revenue	\$ -	\$ -	\$ -	\$ -
	Totals	\$ 5,418,285	\$ 5,514,310	\$ -	\$ 6,609,985

Expenses					
Cat.	Description	2025 Requested	2024 Budget	2024 Estimated	2023 Actuals
E01	Personnel Expense	\$ 1,633,049	\$ 1,374,972	\$ -	\$ 1,250,157
E10	Building & Grounds Exp	\$ 141,024	\$ 114,131	\$ -	\$ 94,004
E20	Vehicle Expense	\$ 113,781	\$ 111,500	\$ -	\$ 100,207
E30	Supply Expense	\$ 1,607,500	\$ 1,604,525	\$ -	\$ 1,427,503
E40	Operations Expense	\$ 503,200	\$ 531,500	\$ -	\$ 473,739
E55	Professional Services	\$ 287,650	\$ 404,450	\$ -	\$ 92,461
E60	Miscellaneous Expense	\$ 36,534	\$ 64,500	\$ -	\$ 82,617
E62	Intergovernmental Tsfr	\$ 187,500	\$ 216,150	\$ -	\$ 210,643
E68	Donation Expense	\$ -	\$ -	\$ -	\$ -
E70	Grant Expense	\$ -	\$ -	\$ -	\$ -
E72	Bond Expense	\$ 43,002	\$ 43,002	\$ -	\$ 41,329
E80	Capital Assets	\$ 832,001	\$ 789,088	\$ -	\$ 773,735
E85	Interest Expense	\$ 67,455	\$ 75,347	\$ -	\$ 75,271
E90	Construction Projects	\$ -	\$ -	\$ -	\$ -
	Totals	\$ 5,452,695	\$ 5,329,165	\$ -	\$ 4,621,667

Capital above consists of:	Depreciation Placeholder of	487,000	
	Capital Infrastructure - Aiport Rd. FF	180,000	
	Capital Infrastructure - Rogers Project	50,000	
	Capital Infrastructure - Hwy 5	50,000	
	South Plain Placeholder	1	
	Capital Vehicles 9*\$33K Financed	65,000	
	Total	832,001	

City of Bryant, AR 2025 Budget Book

Wastewater					
Revenues					
Cat.	Description	2025 Requested	2024 Budget	2024 Estimated	2023 Actuals
R10	Taxes - Sale	\$ -	\$ -	\$ -	\$ -
R15	Taxes - Property	\$ -	\$ -	\$ -	\$ -
R20	Licenses Permits & Fees	\$ -	\$ -	\$ -	\$ -
R30	Membership Fees	\$ -	\$ -	\$ -	\$ -
R33	Rental Fees	\$ -	\$ -	\$ -	\$ -
R36	Park Program Fees	\$ -	\$ -	\$ -	\$ -
R40	Fines & Forfeitures	\$ -	\$ -	\$ -	\$ -
R50	Sale of Services	\$ 5,790,000	\$ 5,500,000	\$ -	\$ 5,772,065
R60	Miscellaneous Revenue	\$ 53,675	\$ 60,475	\$ -	\$ 8,810
R62	Intergovernmental Tsfrs	\$ 1,069,500	\$ 858,000	\$ -	\$ 273,826
R64	Reimbursement	\$ 50,000	\$ -	\$ -	\$ 106,987
R66	Sale of Equipment	\$ -	\$ -	\$ -	\$ -
R70	Grant Revenue	\$ -	\$ -	\$ -	\$ -
R74	Sponsorships	\$ -	\$ -	\$ -	\$ -
R85	Interest Revenue	\$ -	\$ -	\$ -	\$ -
Totals		\$ 6,963,175	\$ 6,418,475	\$ -	\$ 6,161,688

Expenses					
Cat.	Description	2025 Requested	2024 Budget	2024 Estimated	2023 Actuals
E01	Personnel Expense	\$ 2,463,234	\$ 2,130,631		\$ 1,902,025
E10	Building & Grounds Exp	\$ 726,208	\$ 750,843		\$ 575,861
E20	Vehicle Expense	\$ 253,769	\$ 228,320		\$ 217,255
E30	Supply Expense	\$ 870,000	\$ 738,780		\$ 473,329
E40	Operations Expense	\$ 89,200	\$ 79,000		\$ 61,488
E55	Professional Services	\$ 245,150	\$ 192,257		\$ 215,124
E60	Miscellaneous Expense	\$ 49,534	\$ 78,740		\$ 67,287
E62	Intergovernmental Tsfr	\$ 339,500	\$ 325,000		\$ 290,810
E68	Donation Expense	\$ -	\$ -		\$ -
E70	Grant Expense	\$ -	\$ -		\$ -
E72	Bond Expense	\$ 49,001	\$ 67,001		\$ 55,739
E80	Capital Assets	\$ 1,813,015	\$ 1,089,329		\$ 1,181,892
E85	Interest Expense	\$ 89,915	\$ 95,000		\$ (8,946)
E90	Construction Projects	\$ -	\$ -	\$ -	\$ -
Totals		\$ 6,988,526	\$ 5,774,901	\$ -	\$ 5,031,865

Capital above consists of:		Depreciation Placeholder of	780,000	
		Capital Infrastructure - CAO Pipe Bursting	483,000	
		Capital Infrastructure - WWTP Upgrades	100,000	
		Capital Infrastructure - Hwy 5	50,000	
		LS #5 ARPA Placeholder	1	
		Capital Vehicles 8 Financed	275,008	
		Capital Equipment 6 Financed	125,006	
		Total	1,813,015	

City of Bryant, AR 2025 Budget Book

Func	Dept	Account	Account Description	2025 Requested	2024 Budget	2024 Estimated	2023 Actuals
5	200	4100	Designated Tax - AC	664,760.00	659,200.00	440,401.08	647,096.25
5	400	4100	Designated Tax - Park	664,760.00	659,200.00	440,401.08	647,096.25
5	500	4100	Designated Tax - Fire	1,661,900.00	1,648,000.00	1,101,002.71	1,617,740.60
5	600	4100	Designated Tax - Police	1,661,900.00	1,648,000.00	1,101,002.71	1,617,740.60
5	800	4100	Designated Tax - Street	1,994,280.00	1,977,600.00	1,321,203.27	1,941,288.68
2	100	4105	One Cent Sales Tax	6,647,600.00	6,592,000.00	4,404,010.85	6,470,962.38
45	400	4110	Park 1/8 Sales Tax	830,950.00	824,000.00	550,501.35	808,870.30
55	500	4120	Fire 3/8 Sales Tax	2,492,850.00	2,472,000.00	1,651,504.08	2,426,610.85
51	500	4150	State Turnback	28,000.00	28,000.00	29,538.41	32,662.74
550	900	4259	Impact Fees	35,000.00	35,000.00	36,296.00	59,055.00
555	950	4259	Impact Fees	50,000.00	50,000.00	46,850.00	98,015.00
62	600	4402	Act 988 of 1991 Revenue	12,000.00	12,000.00	6,205.22	3,653.29
30	300	4404	Act 1256 Civil Division	71,250.00	71,250.00	16,790.00	15,430.00
30	300	4406	Act 1256 District Court Rev	330,000.00	330,000.00	242,910.95	241,722.77
31	300	4408	Act 1809 of 2001 Revenue	36,000.00	36,000.00	32,978.00	31,822.50
61	600	4410	Admin of Justice Revenue	15,000.00	15,000.00	12,083.76	16,111.68
68	600	4418	Drug Seizure Revenue	2,500.00	2,500.00	18,294.00	3,346.50
3	100	4502	AT&T / SW Bell Franchise Fee	80,000.00	80,000.00	25,516.58	47,659.83
3	100	4506	Centerpoint Energy Franchise Fee	250,000.00	250,000.00	188,319.27	317,209.14
3	100	4508	Fidelity Franchise Fee	15,000.00	15,000.00	10,352.60	17,031.12
3	100	4510	Comcast Cable Franchise Fee	75,000.00	75,000.00	46,376.00	68,015.53
3	100	4526	Entergy Franchise Fee	606,000.00	600,000.00	477,253.88	717,135.75
3	100	4528	First Electric Franchise Fee	300,000.00	300,000.00	277,198.12	409,004.57
620	950	4546	Infrastructure Fee	1,980,000.00	1,884,000.00	1,424,870.65	314,455.00
3	100	4564	Windstream Franchise Fee	15,000.00	15,000.00	11,858.57	12,976.39
604	0	4600	Miscellaneous Revenues	0.00	0.00	0.00	-69,513.94
114	100	4610	Loan Proceeds	3,390,310.00	3,296,000.00	2,202,005.43	3,235,481.20
183	800	4610	Loan Proceeds	0.00	0.00	0.00	586,490.00
188	800	4610	Loan Proceeds	0.00	0.00	0.00	9,948,051.01
110	100	4623	Xfer from Other Fund	30,000.00	30,000.00	22,816.95	35,743.53
114	0	4623	Xfer from Other Fund	0.00	0.00	0.00	5,304.53
604	0	4623	Xfer from Other Fund	50,000.00	50,000.00	156,170.88	256,822.68
606	900	4623	Xfer from Other Fund	0.00	0.00	0.00	11,566.28
525	950	4625	Xfer from Water	477,000.00	491,150.00	343,842.84	501,452.37
182	800	4627	Xfer from Other	554,877.00	521,877.00	383,560.45	249,996.95
185	800	4627	Xfer from Other	636,444.00	636,444.00	416,261.63	652,137.56
20	200	4680	Donation Revenue Ord 2011-24	2,500.00	2,500.00	0.00	16,452.00
7	100	4850	Interest Revenue	0.00	0.00	2,557.64	51,580.09
66	600	4850	Interest Revenue	0.00	0.00	0.00	1.21
68	600	4850	Interest Revenue	0.00	0.00	0.00	0.97
113	100	4850	Interest Revenue	30,000.00	30,000.00	25,888.70	35,743.53
114	400	4850	Interest Revenue	50,000.00	50,000.00	44,132.76	68,667.27
182	800	4850	Interest Revenue	5,000.00	0.00	5,481.74	1,312.76
183	800	4850	Interest Revenue	22,000.00	22,000.00	20,829.10	15,422.83
185	800	4850	Interest Revenue	5,000.00	5,000.00	5,947.55	9,266.64
186	800	4850	Interest Revenue	10,000.00	10,000.00	11,501.58	15,646.78
188	800	4850	Interest Revenue	0.00	0.00	196,202.40	238,756.86
604	0	4850	Interest Revenue	2,000.00	2,000.00	396.47	3,750.33
606	0	4850	Interest Revenue	0.00	0.00	10,107.87	12,703.20
7	100	4855	Gain on Investment	0.00	0.00	23,730.70	0.00
110	100	4855	Gain on Investment	0.00	0.00	5,297.90	1,506.79
30	300	5072	Act 1256 Judge Retirement	5,200.00	5,200.00	3,553.56	4,738.08
30	300	5400	Act 316 of 1991 Expense	250.00	250.00	163.08	217.44
51	500	5410	Act 833 Expense	28,000.00	28,000.00	2,372.33	50,436.22
30	300	5415	Act 918 of 1983 Expense	17,500.00	17,500.00	12,083.76	16,111.68
62	600	5420	Act 988 Expense	12,000.00	12,000.00	0.00	0.00
30	300	5425	Act 1256 Co Admin of Justice	140,500.00	140,500.00	96,674.40	128,899.20
30	300	5430	Act 1256 Court Costs	15,250.00	15,250.00	10,629.36	14,172.48
30	300	5435	Act 1256 City Attorney	28,500.00	28,500.00	19,716.12	26,288.16
30	300	5440	Act 1256 DFA (State)	167,150.00	167,150.00	98,577.01	42,320.85
30	300	5445	Act 1256 Ordinance 89-15	26,000.00	26,000.00	17,699.40	23,599.20
30	300	5495	Act 1256 Intoximeter Expense	900.00	900.00	604.26	805.68
20	200	5580	AC Donation Expense	2,500.00	2,500.00	1,081.59	29,600.42
61	600	5600	Miscellaneous Expense	15,000.00	15,000.00	9,360.00	6,317.32
68	600	5600	Miscellaneous Expense	2,500.00	2,500.00	2,516.59	0.00
31	300	5608	Software - New & Renewals	36,000.00	36,000.00	52,216.70	37,961.97
2	100	5620	Xfer to General	6,647,600.00	6,592,000.00	4,394,664.00	6,310,008.00
3	100	5620	Xfer to General	258,600.00	175,000.00	174,999.96	174,999.96
5	200	5620	Xfer to General - AC	664,760.00	659,200.00	439,464.00	630,996.00
5	400	5620	Xfer to General - Park	664,760.00	659,200.00	439,464.00	630,996.00
5	500	5620	Xfer to General - Fire	1,661,900.00	1,648,000.00	1,098,664.00	1,577,508.00
5	600	5620	Xfer to General - Police	1,661,900.00	1,648,000.00	1,098,664.00	1,577,508.00
45	400	5620	Xfer to General	830,950.00	824,000.00	549,336.00	788,748.00
55	500	5620	Xfer to General	2,492,850.00	2,472,000.00	1,648,000.00	2,366,256.00
3	800	5622	Xfer to Fund Bond Funds	1,082,128.76	1,158,321.00	861,075.17	886,487.73
5	800	5622	Xfer to Street	1,994,280.00	1,977,600.00	1,318,400.00	1,893,000.00
7	100	5626	Xfer to Other	0.00	342,000.00	0.00	1,360,536.60
113	100	5626	Xfer to other fund	30,000.00	30,000.00	25,888.70	35,743.53
183	800	5626	Xfer to Other	33,000.00	0.00	33,621.91	0.00
186	800	5626	Xfer to Other	0.00	0.00	0.00	15,646.78
525	900	5626	Xfer to Water	187,500.00	0.00	109,000.00	1,000,000.00
525	950	5626	Xfer to Other	289,500.00	42,000.00	0.00	0.00
550	900	5626	Xfer to Other	50,000.00	0.00	0.00	333,218.06
555	950	5626	Xfer to Other Fund	0.00	0.00	123,365.00	273,825.74
604	0	5626	Xfer to Other	50,000.00	50,000.00	43,628.13	268,388.96
620	900	5626	Xfer to Water	1,267,000.00	1,884,000.00	489,282.81	314,455.00
114	0	5722	Bond Principle Pmt	1,672,525.00	1,672,525.00	1,200,000.00	2,699,999.63
185	800	5722	Bond Principal Pmt	375,000.00	375,000.00	375,000.00	370,000.00
114	0	5724	Bond Fees	950.00	950.00	950.00	3,100.00
185	800	5724	Bond Fees	1,000.00	1,000.00	666.64	999.96
188	800	5724	Bond Fees	0.00	0.00	0.00	2,500.00
604	0	5724	Bond Fees	2,000.00	2,000.00	1,333.36	2,000.04
185	800	5750	Interest Expense	262,000.00	262,000.00	261,264.94	269,818.76
114	0	5850	Interest Expense	1,672,525.00	1,672,525.00	265,690.63	535,228.63
182	800	5850	Interest Expense	300,000.00	300,000.00	521,876.28	0.00
188	800	5900	Construction	1,700,000.00	6,675,000.00	3,201,701.42	4,225,979.87

25,784,881.00 Total revenues

26,349,978.76 Total expenses

-565,097.76 Difference

Non Zeroing Out Funds for Requested 2025

3	-271	Franchise Fees		
110	-30,000	Bond	1	-4.66
114	-94,310	Bond	80	-2678.26
182	-259,877	Bond	500	34411.13
183	11,000	Bond	510	25366.86
185	-3,444	Bond	515	-324799
186	-10,000	Bond	Total	-267704
188	1,700,000	Construction		
550	15,000	Impact		297,394
555	-50,000	Impact		
620	-713,000	Infrastructure		
	565,098	Total		

Tyler Check Digit

City of Bryant, AR 2025 Budget Book

Appendix 1 - Major Vendor List * Denotes under Contract, Single Source is shown as SS and is defined as "best performing for the current city systems, usage, or services" , D = paid by DRAFT and OG means vendor over many years. Note Ordinance 2022-18 was approved by Council in July of 2022 and denotes that items on DRAFT will be brought once a year to Council during the budgeting process and many vendors on this list will not be brought back to Council for approval because of earlier approvals in many forms.

OG	AC Pros of Ark	SS Hilbitt	
OG	* AC&T Wastewater Rehab	* Historic Society	Other Acroymns Used Related to Purchasing
OG	ACIC (Arkansas Crime Information Center)	Homemark	BO = Bid Out
OG	Action Electric	Honeywell Analytics #2811 Fire	QA = Quotes Attached in Tyler GL Software
OG	* Adams Pest Control	* Humane Society of Saline County	MA = Mayor Approved above \$5K Quotes
CP	Alert All #18 Fire	ICM of America	SB = State Bid
OG, CP	SS Altec - Street	OG SS In Traffic - Street Contract 4 years Per Troy	CP = Cooperative Purchasing Agreement Used
OG	Amazon Prime Business	OG D Internal Revenue Service (IRS)	Yellow Denotes Paid Monthly under PO
OG	* American Fidelity	OG IT on the Go (Courts)	Orange Denotes SS both Sole and Single
OG	SS AR on site	OG D ltransact	
OG	* AR One Call - PW	OG * Iworgs - Work Orders for Stormwater and Planning	
OG	AR Sign and Barricade	OG * Jack Tyler Engineering for WWTP - Sole Source	11/5/24 intending to bid out the following items in Jan
OG	SS AR Valley Communications	Jacor	Electrical repairs
		* Jeanna Collins - City Hall Janitorial	Plumbing repairs
OG	* Archive Social - Next Request - Legal FOIA Response (civic plus)	JCI	Hvac
OG	D Ark Departments of Finance, Health and Transportation etc.	* Jcon - BID OUT Concrete	RP2 inspections for PW and Pks
OG	Ark Hwy Graphics	SS Jebidiah Sawyer Tree Services	Trash - general not wwtp
OG	Ark Mailing Services for Utility Billing	Jerry Conrad Trash Service #227 Fire	
OG	* Ark Municipal League for Various Items and Programs	OG KT&S Cleaning Services For PD	PW - Janitorial
OG	Ark Public Employees Retirement System (APERS)	L&L Municipal Supplies	Fire inspections ?
OG	Arkansas Fire Academy #76 Fire	OG * Landmark for Arbitrage	Fencing ?
OG	D AT&T	Landscape Structures	
OG	* ATA for Audit Services	OG * Laserfiche R&D Computer Systems for City Clerk	
OG	Atco International	LeadsOnline	
OG	D Auditor of the State for Escheating Purposes	LESO (Law Enforcement Support Organization)	
OG	Axon - Tasers for PD	OG D Local Fire and Police Retirement System (LOPFI)	
OG	D Banner Fire Equipment	LR Winwater	
OG	* Baptist Health Clinic for Physicals	Marmic Fire & Safety #2815 Fire	
OG	Benton Napa Auto Parts #141 Fire	Martin Marietta	
OG	Best Janitorial	McClelland Engineering	
OG	D Boston Mutual - Payroll Deduct	OG Metro Plan	
OG	Brad Glover Electric	* Metron	
OG	* Bryant Youth Association	* Michael Baker	
OG	Bulkhalter	OG Middleton Heat & Air - HVAC Services	
OG	Cadenance Bank for WW Vac Truck	OG * Motorola (owns Spillman Software) for PD	
OG	Campbells Dodge, Ram and Jeep	OG * MSI for Courts	
OG	* CDW - Sole Source for IT	Municipal Emergency Services	
OG	CDWG - Barracuda Backup for IT	OG MWI - Animal	
OG	*D Centerpoint for Gas Changed to Summit and Symmetry for Bulk Par	OG * Nationwide for Retirement Options	
OG	SS Central Ark Truck and Trailer and Outfitters (2 vendors)	SS Nationwide Trailers	
OG	* Chamber of Commerce - Bryant - Contract started in 2022	OG D Neopost	
OG	Chem Aqua - Parks	OG D, SS Northern Oil	
OG	* Cisneros	OG D NPC Merchant	
OG	* Civic Plus replaced Municode for City Clerk	OG * Open Gov for Finance	
OG	* Civic Rec replaced Activenet in 2018	OG O'Reilly	
OG	CJI (Criminal Justice Institute)	OG D Paymentech	
OG	Clarity Pools	OG * Pepsi Cola for Parks	
OG	Clark Communication #3933 Fire	OG Pettus Office Products	
	SS Clark Equipment	OG * Pitney Bowes for Postage machine	
	CLEAN #2599 Fire	Precision Delta	
OG	D Clearent	OG SS Pro Chem - certain items on contract, certain sole source	
OG	* Clifford (for Generator Maintenance)	Purcell Tire #543 Fire	
OG	D Comcast for TV and back up Internet	OG Pure Water for City Hall	
OG	Commercial Air	* R. Valadez	
	Consolidated Fleet Service #876 Fire	Red E-Xtinguishers #3998 Fire	
OG	Consolidated Pipe	CP SS Red River Dodge for the PW Rams to keep Fleet Uniform	
OG	* Cranford - Bid Out no other Respondents for Street Asphalt	Regal Chemical	
OG	* Crews - bond related	OG *D Regions - Credit Cards and Banking Services and Amend 78s	
OG	CRIMESTOPPERS	OG Republic Services for Sanitation for Certain Depts	
OG	* Crist Engineering	Revcard for PD	
	Cummins Sales & Service #1386 Fire	* Richardson Engineering	
	Curry's Pest Control# 240 Fire	CP SS Riggs Cat	
	Custom Advertising	River Valley Athletic Fields	
OG	* DB Squared JESAP - Name changed to JER - HR	SS River Valley Tractor	
OG	D Delage for Copiers	* RJN	
OG	* Dell for IT	OG Robert's Bros. Trash Services PW	
OG	* DNT for the City Website and marketing	OG ROCIC (Regional Organized Crime Information Center)	
OG	DoorKing for PW Gate	* Rural Water Services	
	SS Duck's Garage	* SAF Coat for Parks - Regional Sole Source	
	Eagle Electric	*D Salem Water for Fire Station	
OG	* ELC and Espino Lawn Care (Parks and Street)	OG Saline County - Public Water Authority, Regional Solid Waste and Treasurer	
OG	* Eliant Solutions Inc. for IT	OG Saline Courier	
OG	EMed/Grogans #862 Fire	Sally's Body Shop	
OG	* Employee Assistance Plan	SS Scurlock Industries of Jonesboro	
OG	Employment Solutions	* Senior Center	
OG	*D Entergy	SetCom #2584 Fire	
OG	* Enterprise for PD Vehicles	SHI (Google Workspace IT)	
OG	ErgoMetrics #2051 Fire	OG * Shred It for PD	
OG	ESD #3835 Fire	Siddons Martin #3882 Fire	
OG	ESRI (PD and PCD)	OG * Sir Speedy Newsletter	
OG	Evans Enterprises	Southern Pipe and Supply	
OG	Everett	OG Standard Business - Copier Overages	
OG	EverOn #4023 Fire	OG * State - Sales Tax and Surcharge	
OG, CP	*D Fidelity for Internet	OG * Stephens for Bonds	
OG	*D First Electric	CP Stribling	
OG	First Security - Bonds	OG * Symmetry for Parks Bulk Natural Gas	
OG	Fleming Network #299 Fire	Teeco Safety	
OG	D, * Friday, Eldridge & Clark for Bond Counsel	SS * Temple	
	* Galls - PD Uniforms	OG TK Elevator (PD and Parks)	
OG	Garnat	TLO for PD	
OG	* Garver Engineering	* Township Builders	
OG	* Gary Williams - Electrical Inspections	CP SS Tri State Mack for PW	
	Gene Summers Construction	OG Trinity Innovative Solutions for PD	
OG	Gone for Good Shredding City Hall	OG * Tyler for General Ledger Software	
OG	GovDeals	OG *D Utility Billing Services - Central Arkansas Water	
OG	SS* Granite Mountain - Bid Out no Bid - Gravel, Ballast, etc.	*D Valero Gas Cards for all City Vehicles, Wright Express (Circle K)	
Coop	SS Greenway John Deere - PW	OG * Verizon for Cell phones and internet	
	Gym Masters	SS Vermeer	
	SS Harcross	OG Walden Chemicals for Parks	
OG	D Heartland Clark - new receipt books	OG Waste Management for Sanitation for Certain Depts	
	SS Heslep Concrete Company	OG * White River Skybox (9/2019 started) for Landline Phone Services	

Note: State Statute (A.C.A 14-58-303)(2)(B) says that bids are not required on motor fuels, oil, asphalt, asphalt oil, natural gas and in some cases on motor vehicles.

City of Bryant, AR 2025 Budget Book

Appendix 2 - Salaries, Wages, Benefits Allocation Review

It is a very common practice for shared cost centers in Administration or a general fund of a city to be allocated out to other funds. In the case of the City of Bryant services provided by the departments outlined below - Finance, HR, Attorney, Mayor, City Clerk, Information Technology, and the Engineer (serving as Planning Director) - are provided to the other departments but the costs associated with their payroll are housed in Administration (not the Engineer). To more accurately reflect these costs where they are utilized the Salaries, Wages, and Benefits Calculation is performed each budget season and an agreed upon amount is charged back to the other departments to reflect these costs/usages.

SWB Allocation Review (Salaries, Wages, and Benefits of Admin Staff)

In September of 2024 Department Heads from the seven depts shown below across the top of the chart from Admin were asked to divide 100% of their time amongst all the depts.

		FIN	HR	ATT	MAY	CC	IT	ENG	total	Div by 7					Rounded
100	Admin	5.00	10	25.00	10.00	25.00	8.00	0.00	83.00	11.86					
120	Plan & Dev	2.00	5	10.00	10.00	15.00	5.00	0.00	47.00	6.71	44.00	44.29	Govt Des Tax Allocated		
200	Animal	5.00	15	10.00	10.00	25.00	5.00	5.00	75.00	10.71					106,391
300	Courts	4.00	5	10.00	10.00	10.00	0.00	0.00	39.00	5.57					
400+	Parks	10.00	15	10.00	10.00	5.00	8.00	15.00	73.00	10.43					182,385
500+	Fire	10.00	10	5.00	10.00	5.00	11.00	10.00	61.00	8.71					182,385
600+	Police	10.00	10	15.00	10.00	5.00	41.00	10.00	101.00	14.43	24.00	24.14	Unallocated		182,385
800+140	Street and Storm	18.00	10	5.00	10.00	3.33	8.00	20.00	74.33	10.62	32.00	31.57	PW %		154,751
900	Water	18.00	10	5.00	10.00	3.33	7.00	20.00	73.33	10.48					154,751
950	WW	18.00	10	5.00	10.00	3.33	7.00	20.00	73.33	10.48					154,751
	Total	100	100	100	100	99.99	100	100	700	100					1,117,798

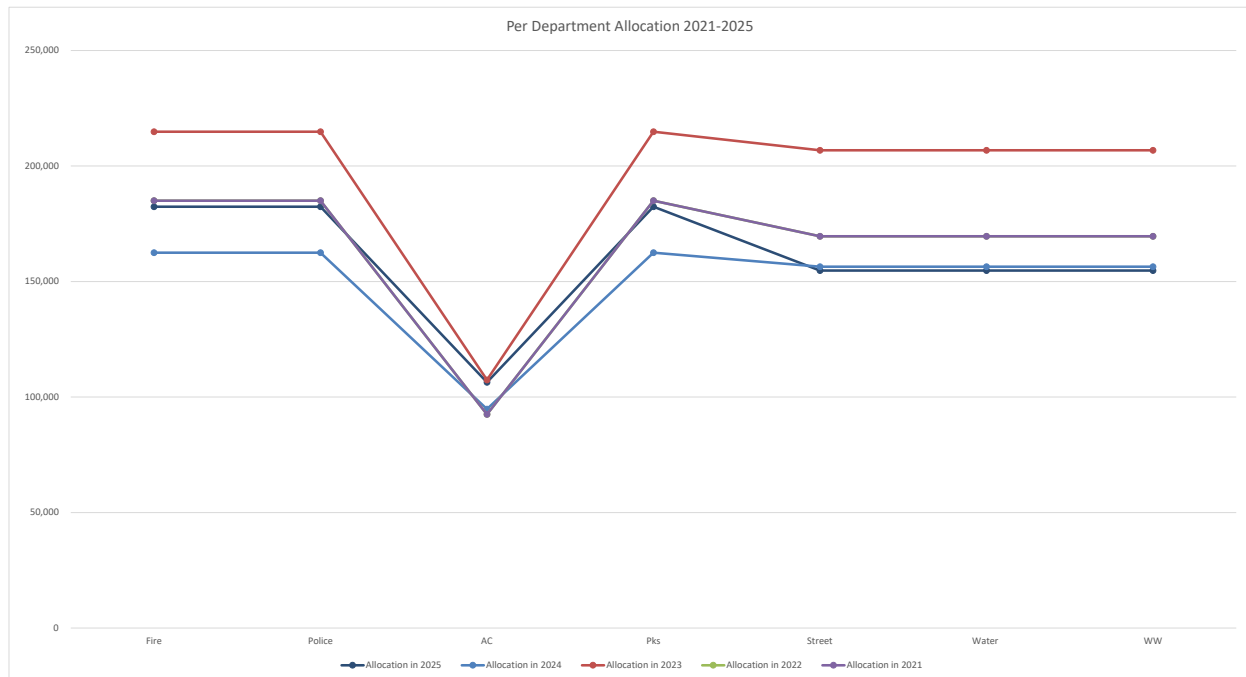
Accounts 5000-5057 no travel/train is included from 2025 calculations. In 2024 it was determined that no change would be made to the SWB allocation amounts above for the 2025 Budget, 9/6/24 1,450,788.53 currently being evaluated again. Since the change would only be a savings to PW of \$1641 (\$156392-\$154751) for Water, Wastewater and Street the PW Director passed on the adjustment for 2025 and the amount will remain the same as those used for 2024, 10/16/24.

464,252 so stre,w,ww each
638,347 fire,pd,pks each
348,189 unallocated

154,751
182,385
464,252
547,155 animal
106,391

1,117,798 Representing salaries only

	Allocation in 2025	Allocation in 2024	Allocation in 2023	Allocation in 2022	Allocation in 2021
Fire	182,385	162,485	214,853	184,986	184,986
Police	182,385	162,485	214,853	184,986	184,986
AC	106,391	94,783	107,426	92,493	92,493
Pks	182,385	162,485	214,853	184,986	184,986
Street	154,751	156,392	206,796	169,571	169,571
Water	154,751	156,392	206,796	169,571	169,571
WW	154,751	156,392	206,796	169,571	169,571
Total	1,117,798	1,051,414	1,372,373	1,156,165	1,156,164



City of Bryant, AR 2025 Budget Book

The City of Bryant started applying for the GFOA Budget Book Award in 2017. The City first received the Award for their 2018 Budget Book. Planning and long term goal setting have always taken place within the city but with the submission of the budget book these processes have begun to be more fully documented by the present City

The 2016 \$26 million dollar Bond issuance was under taken in part to fund two Fire Stations and several parks projects that had been planned for some time and in part were discussed in conjunction with a 2020 plan. These are all now complete except for the Bryant Parkway Street Project which was delayed by several external factors.

It was planned in both 2020 and 2021 to hold several joint meetings to begin to solidify a 2040 Plan between the City Chamber and the City's offices; however, because of COVID these meetings have been put on indefinite hold. On the City's side to start an informal process of listing items considered for General Fund for the next 20 years the Department heads were polled. Some of the items listed came from the feedback received from Department heads. We have been included this listing in the Budget Books for 2020, 2021, 2022, 2023 and now 2024.

The State of Arkansas mandates that General Funds be budgeted balanced each year excluding capital projects. In order for this to be clearly and transparently accomplished each year the Council has chosen to adopt the regular budget in December and then come back and adopt any capital in January or in later months.

This appendix for these funds is not intended to provide for precise budgeting. The costs are estimates. Annually in the Budgeting process updates to the plan, deletions, additions, delays or other revisions may occur which will reflect changing community needs and resources. Only after incorporation in successive budgets or as approved separately by the City Council will these items be considered funded.

Some of the items contained here in this appendix will require on going operational costs and in some cases produce operational savings. However, given the speculative nature of these items these operational additional costs or savings have not been estimated at this time.

Some of the items discussed for the 2040 plan may require additional review or approval by the various city committees/commission including but not limited to Water/Wastewater, Parks, Community Development and Review, Planning Commission and also review or discussion or reciprocal agreements with the County or State. Additionally some may require public hearings.

City of Bryant, AR 2025 Budget Book

Recap of Parks Capital and Maintenance Items Completed in 2022 and 2023 and 2024 Fire and Parks						
Description	2022	2023*	2024 thru 9/6			Funding Sources (Grant, Bond, Amend78, Donations, Savings)
Bishop Park, dept 0430						
Aquatic Center						
Humidifier	62,266					GF Savings
ADA Stairs		7,934				GF Savings
Flooring	16,911					GF Savings
Aquatics Roof Repair		52,806				GF Savings
Replace Stolen Trailer	3,200					GF Savings
New Shelter for Splash Pad Pumps			4,100			GF Savings
Bishop Grounds & Center						
Boone Rd cross walk and sidewalk, other half in Street	6,859					GF Savings
(A) complex backstop netting was Q322 now Q423 now in 2024			27,447			GF Savings
Alcoa 40 Park Upgrades, dept 0440						
Bathrooms and Pavilion, in progress, COVID Delays - AP, rolled to 2022	207,220	28,009				Advertising and Promotion Tax
Engineering on trail connecting to Mills, McClelland	11,357	5,722				GF Savings
Midland Park Upgrades, dept 0420						
Field Lighting, \$71K approved out of AP Funds	266,996					AP Funds
Pilgreen for Field Lighting \$50K Soccer Club Sponsor	77,500					GF Savings
Sign	7,250					GF Savings
Mills Park Upgrades, dept 0410						
Playground Phase 2 was Q322 50% Grant possible		347,083				Grant, GF Savings
Expanded tennis/pickleball courts 3 \$100K a piece	10,500	544,319				Amend 78
Pavilion Refurbish & Electrical	26,571					GF Savings
Pool Resurfacing			48,675			GF Savings
Mills Park Trail Engineering			2,610			GF Savings
Springhill Park Upgrade						
Fencing, rolled to 2022 (non cap)						GF Savings
Parks General dept 0400						
Zero Turn Mower	14,572	15,727				GF Savings
Side by Side		16,106				GF Savings
Totals	711,202	1,017,705				
* 2023 is estimated numbers until the 2023 audit is completed						
Fire						
SCBA Cascade Compressor (\$63K HQ and \$20K to move exist to Stat 2)			83,000			GF Savings
12 AEDs and a Trainer (12 at 3K and trainer 2K non capital)			Ordered			GF Savings
Rope Rescue Equipment (non cap)			Done			GF Savings
5 year capital and maintenance plan						
Description	2025	2026	2027	2028	2029	Proposed Funding Sources (Grant, Bond, Amend78, Donations, Savings)
Bishop Park, dept 0430, Master Plan est. \$8.5 Mil						
Aquatic Center						
Aquatic Center Upgrades	935,000					Amend 78
Ozone & Pool Chemistry Upgrades			200,000			Unfunded
Bishop Grounds & Center						
2 complex restroom (includes A), Shade Structures, Lighting Upgrades		2,000,000				Unfunded
Weight Room Equipment (not yet funded and not in master plan)	30,000					Unfunded
Gym Floor Resurfacing (every 10 years, \$15k each year to maintain) and New Curtains				150,000		Unfunded
Center Parking Lot Overlay maintenance not in master plan		300,000				Unfunded
Ashley Park Maintenance, dept 0450, see Master Plan (est. \$1.9Mil) details for consideration for this park in the future.						
Alcoa 40 Park Upgrades, dept 0440, see Master Plan (est. \$6 mil) details for consideration for this park in the future.						
Parking Lot Updates and Lighting			928,000			Unfunded
Skate Park					2,875,000	Possible Grant
Alcoa 40, dept 0440, and Mills dept 410 see Master Plan Connector Trail , details for consideration for this park in the future.						
Pos opened in 2023 carried forward into 2025 with McC Match	76,925					Grant 80/20 total \$384,625
Midland Park Upgrades, dept 0420, see Master Plan (est. \$12 mil) details for consideration for this park in the future.						
Mills Park Upgrades, dept 0410, see Master Plan (est. \$2.3 mil) details for consideration for this park in the future.						
Pool Upgrades Maintenance not in Master Plan			40,000			
Debswood Park Upgrades, dept 0400, see Master Plan details for consideration for this park in the future.						
Master Plan Implementation					575,000	Unfunded
Springhill Park Upgrade Master Plan est. Of \$200K						
Kings Crossing Parks						
Master Plan Implementation		280,000				Unfunded
Fire Chief Park/First Responders Park (Master Plan Est. of \$4 mil						
Engineering & Design			311,500			Unfunded
Construction				4,160,000		Unfunded
Parks General dept 0400 - includes Hilltop(\$650K) , and Plum(\$200K) Parks as well as the Water Park(\$20 Mil) and Tennis/Pickleball Complex (\$15 Mil) until locations are set via the Master Plan documents, see Appendices						
Totals by year for Parks	1,041,925	2,580,000	1,479,500	4,310,000	3,450,000	

City of Bryant, AR 2025 Budget Book

Bryant City Hall (Admin - HR, Fin, Eng, Mayor, City Clerk, etc.) Animal Control, Courts, IT, and Com Dev						
Year	NOT FUNDED 2025	2026	2027	2028	2029	
Comprehensive Plan put out by RFQ	100-250K					
New City Hall			3,000,000			BOND
						GF Savings/Partner Split
New Animal Control Facility Architecture Costs	65,000					Bond/Grant
New Animal Control Facility			5,000,000			GF Savings
Reseal and paint Parking Lot (at Animal Control)						Undetermined
Finance/Water Billing Building Improvements	30,000					
Network Infrastructure Upgrade, Switches and Routers, Replacement 6-8 years						GF Savings
City Hall Improvements at the Water Window Area						GF Savings
Bryant Fire						
Outfit Training Room with AV System		60,000				GF Savings
Hwy 5/Hilltop RD Area Fire Station			3,000,000			BOND
Equipment for Hwy 5/Hilltop RED Area Fire Station			1,000,000			BOND
5 year cycle adding to our fire apparatus fleet						Amend 78
Replace our big platform ladder truck, E one Bronto Platform		2,000,000				Amend 78
Reseal and paint Parking Lot (Split with Police)	12,500					GF Savings
Bryant Police						
Replace body Armor 5 year expiration some each year	20,000	15,000	15,000	15,000	15,000	Grants/GF Savings
NEW K9 Dogs some from 2 from School and 1 from Narcotic funds						Donation/GF Savings
New Police Headquarters			4,000,000			BOND
Reseal and paint Parking Lot (Split with FIRE)	12,500					GF Savings
Replace aging Trinity Innovative Solutions/Getac Camera Units in Cars (new in 2023), have approximately 50 units replace every 5 years					100,000	Amend 78
Replace aging Body Camera Units, have approximately 61 units replace every 2 years individually below the Capital threshold of \$5K	5,000	5,000	5,000	5,000	5,000	GF Savings
City Wide General Fund Totals	145,000	2,080,000	16,020,000	20,000	120,000	18,385,000

Four of the largest capital projects on the horizon in the next decade are a New or Significantly Improved City Hall, a new Fire Station up North, a new Police Headquarters, and a New Animal Control Facility. It is likely the three of these items together will total over \$10 million and will necessitate the issuance of Bonds to pay for them. Starting December 1, 2026 is the first time the Sales and Use Bond from 2016 can be called and/or considered for refinancing. It is possible we could go to a vote of the people at that time for refinancing this debt and pull out money and extend the Sales Tax to pay for these large improvements. This is something Council should be considering at this time.

The paragraph above has been in the Budget Books for 2022 to 2025; however in September of 2024 Mayor Treat discussed a new possibility with City Council and Bond Counsel. The advanced refunding of the 2016 Debt to build an outdoor entertainment venue. Currently at 10.30.24 this is being explored as a possibility. It is believed with a Special Election vote on May 13th of 2025 that the debt could be extended without increasing the sales tax on the citizens. Extending the debt out would allow for an additional approximate \$25 million to be used for the Entertainment venue. It is also possible that the increased sales tax such a venue would produce could be used to fund some if not all of the above projects - perhaps instead of new facilities we could repair and improve our current facilities.

City of Bryant, AR 2025 Budget Book

Bryant Fleet Overview and five year plan		LC	OC	LC = Leased Cars					
Bryant General Fund Departments - including Enterprise Leases				2025	2026	2027	2028	2029	2030
NEW Planning and Development - dept 0120		4							
	Ordering 5 vehicles on proposed Amend 78								
Fire - depts 0500-0510		2							
IT									
2020	Hyundai Santa Fe	91259							Replace
Animal - 8 planned vehicles for 10.5 employees									
2006	Chev 1500 single cab truck	51441	sell/Amend 78						
2008	Chev Silverado Truck	93928	sell/Amend 78						
2013	Ford F250 Truck	69002							
2023	Ford Transit Van	02855							
2023	Ford Expedition XL SUV	11893							
	Office Staff Use Ford FS SUV Max 4*2		Amend78						
	Office Staff Use Ford FS SUV Max 4*2		Amend78	Obtain					
	4th Officer Use Ford FS SUV Max 4*2		Amend78	Obtain					
Fire Chief, Assist. Chief, Marshall, Batt Chief, Brush and Pool Truck									
2013	Ram 2500	02148		Replace					
2015	Ram 5500 Brush Truck	08948							
2016	Chev Tahoe	90828	Replace						
2017	Dodge Durango	29002			Replace				
2019	GMC Sierra	31033					Replace		
2020	Ford F250	68562							Replace
Parks - 11 vehicles for 18 full time and 11 part time employees									
2018	GMC Sierra 3500 dump bed (1-ton)	66156							Replace
2018	GMC Sierra 2500 crew long (Ballfield)	00896							Replace
2018	GMC Sierra 2500 crew long (Mow Crew)	02286							Replace
2018	GMC Sierra 2500 crew short (David)	17426							Replace
2004	Ford Expedition	849713			Replace				
2006	Chevy Silverado -sold by 11/2024	72924	Amend 78						
2009	Chevy Silverado 2500HD (Trash Truck)	49772			Replace				
			Amend 78						
			Amend 78						
			Amend 78						
			Amend 78						
Police Department - 27 are up for sale in 2024 and 2025. It is unknown how much will be received from the sale but it should be budget neutral in 2025 to replace only six of them in 2025 and two in later years. After 2024 the Police Department is the only department planning to continue their leases with Enterprise. In 2024 they bought 8 new vehicles from Enterprise to pay off through 2029 (5 years). The old Enterprise agreement from 2020/2021 is for 32 vehicles. They currently rent 7 and that brings their department total to 54 vehicles for 59 dept employees.									
2012	Dodge Durango - sold by 11/2024	71496	Replace						
2012	Dodge Durango - sold by 11/2024	71497	Replace						
2002	Dodge Ram - sold by 11/2024	08323	Replace						
2015	Dodge Durango	47767							
2016	Dodge 1500 - on Gov Deals to sell in 11/2024	20615							
2016	Dodge 1500	02136							
2017	Ford Explorer	36824							
2017	Ford Explorer	44420							
2017	Ford Explorer	36822							
2017	Ford Explorer	36818							
2017	Ford Explorer	44424							
2017	Ford Explorer	44429							
2017	Ford Explorer	44427							
2008	Ford F350 - Sold by 11/2024	04824							
2017	Chevy Tahoe - on Gov Deals to see in 11/2024	87306	Replace						
2017	Ford Explorer	36819							
2018	Chevy Tahoe	59654	Replace						
2018	Chevy Tahoe	72507	Replace						
2018	Dodge Ram Truck	70000				Replace			
2019	Dodge Charger	26569							
2019	Dodge Charger	26570							
2019	Dodge Charger	26571							
2019	Dodge Charger	26572							
2022	GMC Yukon Chief's	29990			Replace				
Unknown	LESSO Tandem Axle 16ft Trailer - Sold by 11/2024	No VIN/Title							
Unknown	LESSO Single Axle Lrg Wheel Trailer	No VIN/Title							
Unknown	LESSO Single Axle Trailer	No VIN/Title							
Unknown	LESSO RTV - sold by 11/2024	68424							
Unknown	LESSO Motorcycle, donation in pieces	04000							
Street - 24 vehicles for 18 employees									
Vehicles	Make:								
2022	Ram 5500 4x4 Single Cab Tradesman Diesel (Dump)	71327			Replace				
2023	Ram 5500 4x4 Crew Cab Tradesman Diesel (Dump)	55839				Replace			
2023	Ram 2500 4x4 Crew 6' 4" Bed Diesel	59920				Replace			
2023	Ram 2500 4x4 Crew 6' 4" Bed Diesel	81539				Replace			
2023	Ram 2500 4x4 Crew 6' 4" Bed Diesel	81540				Replace			
2024	Ram 2500 4x4 Crew 6' 4" Bed Diesel	59921							
2024	Ram 2500 4x4 Crew 6' 4" Bed Diesel	59922							
2024	Ram 2500 4x4 Crew 6' 4" Bed Diesel	59923							
2024	Ram 2500 4x4 Crew 6' 4" Bed Diesel	59924							
2024	Ram 2500 4x4 Crew 6' 4" Bed Diesel	59925							

City of Bryant, AR 2025 Budget Book

2024	Ram 5500 4x4 Single Cab Tradesman Diesel (Dump)	18648							
2024	Ram 2500 4x4 Crew 6' 4" Bed Diesel	59920							
2024	Ram 5500 4x4 (1 Ton) Tradesman Diesel (Mechanic)	39967							
2024	Ram 2500 4x4 Crew 6' 4" Bed Diesel	11963							
2024	Ram 1500 4x4	36990							
2024	Jeep Grand Cherokee Laredo 4x4	78210							
2024	Jeep Grand Cherokee Laredo 4x4	51792							
2024	Jeep Grand Cherokee Laredo 4x4	51793							
2024	Jeep Grand Cherokee Laredo 4x4	51790							
2024	Jeep Grand Cherokee Laredo 4x4	51790							
2024	Jeep Grand Cherokee Laredo 4x4	51791							
2022	Ram 5500 1 Ton	71327				Replace			
2023	Mack Granite 64 Single Axle	02014							
2024	Ram 5500 4X4	18648							
2024	Ram 5500 4X5	39967							
2024	Mack Granite 64 Tandem								
2025	Mack Granite 64 Tandem	44435							
2022	Ram 5500 AT37G Bucket Truck	95336				Replace			
Trailers									
2002	16' Trail King	91746	Replace/\$30K						
2018	Kenworth	18480	Replace/\$300K						
2018	Makita	91495	Replace/\$100K						
2019	Air Burner T-300	11018					Replace		
2019	Big Ex	95327							
2022	Big Tex	18079							
2022	KM International	46033							
2023	CellTech	69349							
2023	PJ Trailers	49707							
2023	Trailboss	04451							
2024	Palmer	03069							
2024	Vermeer	50857							
2024	X-ON	33603							
Mowers									
2016	John Deere	71434	Replace/\$190K						
2019	Scag Power Equipment	00204							
2019	Scag Power Equipment	00203		Replace					
2021	Scag Power Equipment	00729					Replace		
2022	Scag Power Equipment	00103							
2024	John Deere	17594							
2024	John Deere	17742							
2024	John Deere	92375							
2024	Ventrac	59926							
Heavy Equipment									
2006	Sakai Roller	30172		Replace/\$100K					
2011	Caterpillar	00723							
2018	Caterpillar	01015	Replace9\$365K						
2019	Air Burner T-300	11018					Replace		
2023	John Deere	49348							
2023	Sakai	30335							
2017	Caterpillar	06761		Replace/\$200K					
2023	John Deere	69766							
2023	John Deere	49348							
2011	Caterpillar	00723							
Heavy Trucks:									
2007	Mack Granite C713	59292	Replace/\$212K						
2012	Freightliner	D0803	Replace/\$260K						
2015	Freightliner	A0995	Replace/\$235K						
2022	Ram	71327				Replace			
2022	Kenworth T370	50291				Replace			
2023	Mack	02014							
2024	Ram	18648							
2024	Ram	39967							
2024	Mack								
2025	Mack	44435							
Stormwater - 3 vehicles for 4 employees									
2024	Jeep	51789							
2024	Jeep	51788							
2024	Jeep	51787							
Water - 11 vehicles for 7 employees and 4 for Pumps and Controls									
Vehicles									
2011	Chevrolet 2500	89320	Replace/\$62.3K						
2013	Ford F350 Flatbed	19908	Replace/\$63K						
2015	Ram 2500	63411	Replace \$62.3K						
2017	Ram 1500	54858	Replace/\$63K						
2017	Ram 1500	54857	Replace/\$50K						
2018	Ram 5500	57393	Replace/\$94.5K						
2019	Ram 3500	74438	Replace/\$70K						
2019	Ram 2500	69063	Replace/\$62.3K						
2022	Ram 5500	24471				Replace			
2024	Ram 1500	42920						Replace	

City of Bryant, AR 2025 Budget Book

2024	Jeep Grand Cherokee	51790						Replace	
2017	Vactron Vac	71119	Replace/\$130K						
2018	Peterbuilt Vac-All	49926	Replace \$515K?						
2025	Ram 2500 Mini Dump	NEW	\$31.5K						
2025	Stribling Hammer	NEW	\$12K						
2025	50/50 Ram 2500 New Position Water/WW	NEW	\$						
Equipment									
2009	International Vac Con	75986		Replace?					
2023	John Deere 35	312							Replace
2025	Trailer	NEW							
Wastewater - 9 vehicles for 23 employees									
Vehicles									
2011	Chevy 2500 Treatment Plant	42846	Replace/\$2K						
2016	Ram 2500 p/C Tech	58859	Replace/\$63K						
2017	Ram 2500	45220	Replace/\$63K						
2017	Ram 2500	53580	Replace/\$62.3K						
2017	Ram 2500	07000	Replace\$62.3K						
2017	Ram 3500 P/C Crane	55204	Replace/\$121.4K						
2007	Freightliner Sprinter 3500	34033	Replace/\$287K						
2022	Ram 3500 Dually	38677				Replace			
2019	Weston Star Vac Con - 10 year contract replace in 2030	H5678							Replace
2024	Ram 2500	76793						Replace	
2024	Ram 2500	68248						Replace	
2024	Ram 2500	68249						Replace	
2024	Ram 3500 Dually	98682						Replace	
2024	Ram 3500	72697						Replace	
2000	Freightliner Dump Truck	56018	Replace/\$233.4K						
Trailers									
2010	Pipe Bursting Model #25	39341	Replace/\$23K						
2013	Big Tex 25ft Gooseneck	83790	Replace/\$35K						
2015	Big Tex Cage Trailer	53100	Replace/\$35K						
2019	Big Tex 14ft Dump Trailer	38252		Replace					
2022	Big Tex 40ft Gooseneck	03109						Replace	
2012	Wooden Equipment Trailer	00003	Waiting to replace						
2012	Big Tex 20ft Wooden Deck Trailer, not replacing	2455	selling on gov deals						
2010	Big Tex Box Trailer	2433	Waiting to replace						
Equipment									
1997	Sniper Jetter 747	1770	Replace/\$281K						
2016	CAT 305SE2	02776	Replace/\$93.3K						
2016	CAT 279D	03008	Replace/\$106K						
2020	Scag SMT-72V	00137				Replace			
2018	Kubota RCK72P-28Z	00874	Waiting to replace						
2020	Kaesser M55PE	35630				Replace			
2022	John Deere 333G Skid	35500						Replace	
2022	John Deere 50G Excavator	98352						Replace	
2023	John Deere 85G Excavator	24630							Replace
2021	Hammerhead HB45T4 GenPac	20002					Replace		
2021	Hammerhead 100XT PB Machine	30021					Replace		
	4" Pump		NEW/\$76K						
	Trailer Fusion Pipe Cargo		NEW/\$15K						
	John Deere 35 Excavator		NEW/\$62.2K						
	McElroy Fusion Machine Pipeburst		NEW/\$88.3K						
	John Deere 135 Excavator		NEW/\$221.5K						

City of Bryant, AR 2025 Budget Book

Appendix 4 - City Fee Schedule

Dept	Fee/Permit Description	Misc. - GL Code	Amount/Calculation
Plan Dev	Accessory Building	Fee, 001-0120-4248	14 Cents a Square Foot. \$40 Minimum
Plan Dev	Act 474	Fee, 001-0120-4200	.000475 * Project Costs. Maximum \$1000
Plan Dev	Amusement Permit	Fee, 001-0120-4204	100
Plan Dev	Annex-App	001-0120-4206	125
Plan Dev	Billboard Permit	Fee, 001-0120-4242	100
Plan Dev	Building-New Residential Building	Fee, 001-0120-4236	14 Cents a Square Foot. \$150 Minimum
Plan Dev	Building-Residential Addition, Remodel	Fee, 001-0120-4238	14 Cents a Square Foot. \$100 Minimum
Plan Dev	Burn Permit	Fee, 001-0120-4256	150
Plan Dev	Business Permit - Temporary - Application Fee	Fee, 001-0120-4250	25
Plan Dev	Commercial - Addition, Remodel	Fee, 001-0120-4210	15 Cents a Square Foot. \$100 Minimum
Plan Dev	Commercial - New Building	Fee, 001-0120-4228	15 Cents a Square Foot. \$200 Minimum
Plan Dev	Commercial Plan Review, STORMWATER DETENTION	Fee, 001-0120-4228	1/2 of Commercial Building Fee
Plan Dev	Conditional Use - Application Fee	Fee, 001-0120-4206	150
Plan Dev	Demolition Permit	Fee, 001-0120-4212	100
Plan Dev	Electrical - All electrical systems, new construction, additions, and accessory buildings	Fee, 001-0120-4214	14 Cents a Square Foot. \$35 Minimum
Plan Dev	Electrical - Alternative Energy Systems - Solar Panels, Fuel Cells, Wind Generators, (Enter # of systems)	Fee, 001-0120-4214	\$35 Plus \$30 Each Additional System
Plan Dev	Electrical - Electrical systems, renovations, alternation and repairs (enter # of inspections)	Fee, 001-0120-4214	2 Inspections are \$70. Each Inspection after is \$35.
Plan Dev	Electrical - Service only, service change outs, or Electrical Service Upgrades	Fee, 001-0120-4214	35
Plan Dev	Electrical - Temporary Service Pole	Fee, 001-0120-4214	35
Plan Dev	Electrical - TPP	Fee, 001-0120-4214	35
Plan Dev	ELECTRICAL RE-INSPECTION	Fee, 001-0120-4214	35
Plan Dev	FENCE PERMIT	Fee, 001-0120-4218	25
Plan Dev	Gas - Serve Line Per Meter (Enter # of Meters)	Fee, 001-0120-4232	\$35 PER METER
Plan Dev	Large Attendance Facility Permit	Alcohol Permit Fee, 001-0120-4258	1000
Plan Dev	Liquor Manufacturing Permit- Vinous Liquors	Alcohol Permit Fee, 001-0120-4258	250
Plan Dev	Liquor Manufacturing Permit-Spirituos Liquors	Alcohol Permit Fee, 001-0120-4258	500
Plan Dev	Mechanical - Boilers (Enter # of Boilers)	Fee	\$70 for the first system. \$25 for each after.
Plan Dev	Mechanical - Commercial Vent Hoods and Exhaust Systems (Enter # of Systems)	Fee, 001-0120-4220	\$60 for the first system. \$15 for each after.
Plan Dev	Mechanical - Duct Work (Enter # of Systems)	Fee, 001-0120-4220	\$70 for the first system. \$35 for each after.
Plan Dev	Mechanical - Heating & Cooling system for new construction, additions, and accessory buildings	Fee, 001-0120-4220	14 Cents a Square Foot Heated and Cooled. \$70 Minimum
Plan Dev	Mechanical - HVAC change out (Enter # of Units)	Fee, 001-0120-4220	\$70 for the first system. \$35 for each after.
Plan Dev	Mechanical - Remodel, Renovation, Alterations, Replacement and Repairs	Fee, 001-0120-4220	70
Plan Dev	Meter Charge	Water Impact and Connection	66
Plan Dev	MOBILE HOME	Fee, 001-0120-4226	50
Plan Dev	Monthly Sales Tax 10%	Sales Tax, 001-0120-4656	.10 PER DOLLAR SOLD
Plan Dev	Noise Ordinance	Fee,	5
Plan Dev	Off-Premises Caterer Permit	Alcohol Permit Fee, 001-0120-4258	250
Plan Dev	On-Premises Consumption Permit - Restaurant	Alcohol Permit Fee, 001-0120-4258	Seating Capacity is under 100 equals \$500. Over 100 is \$1000
Plan Dev	On-Premises Consumption-Hotel, Motel	Alcohol Permit Fee, 001-0120-4258	The number of Rooms is under 100 equals \$500. Over 100 is \$1000
Plan Dev	Penalty Fee, 001-0120-4208 on BL after March 31st	001-0120-4208	25 Percent of Fee
Plan Dev	Permit for work in the street Right-Of-Way or City Easement	Fee, 001-0120-4230	50. Unless Company has Franchise Fee Agreement
Plan Dev	Plumbing - Permit Fee	Fee, 001-0120-4232	35
Plan Dev	Plumbing - Plumbing Fixtures (Enter # of Fixtures)	Fee, 001-0120-4232	\$5 PER FIXTURE
Plan Dev	Plumbing - Systems for new construction, additions and accessory buildings	Fee, 001-0120-4232	14 Cents a Square Foot Heated and Cooled. \$40 Minimum
Plan Dev	Plumbing - Water Heater (Enter # of water heaters)	Fee, 001-0120-4232	35
Plan Dev	Private Club Monthly Sales Tax 5%	Sales Tax, 001-0120-4656	5% of TOTAL ALCOHOL SALES
Plan Dev	Private Club Monthly Sales Tax Late Fee	Sales Tax, 001-0120-4656	10% of Sales Tax Fee
Plan Dev	Private Club Permit	Alcohol Permit Fee, 001-0120-4258	750
Plan Dev	Re-Inspection (Enter # of Inspections)	Fee, 001-0120-4234	\$35
Plan Dev	Re-Plat - Review Fee - 001-0120-4250	Fee, 001-0120-4250	\$25 plus \$1 per Lot
Plan Dev	Retail Beer and Light Wine Off-Premises Permit	Alcohol Permit Fee, 001-0120-4258	\$20 for the First \$2000 in Sales. \$5 for Every \$1000 After.
Plan Dev	Retail Beer and Light Wine on Premises Permit	Alcohol Permit Fee, 001-0120-4258	\$20 for the First Two Thousand in Sales. \$5 for Every Thousand After.
Plan Dev	Retail Liquor Off-Premises Permit	Alcohol Permit Fee, 001-0120-4258	425
Plan Dev	Re-Zoning - Application Fee (1=Lot/Block, 2=Meets/Bounds) - 001-0120-4206	001-0120-4206	Lot and Block is \$40. Meets and Bounds is \$125.
Plan Dev	RPZ PERMIT	Fee, 001-0120-4230	40
Plan Dev	SANITATION PERMIT	Fee, 001-0120-4240	25
Plan Dev	Satellite Catering Permit	Alcohol Permit Fee, 001-0120-4258	250
Wastewater	Sewer Connection Fee, also supplied by Angela	Sewer Impact and Connection, 500-0950-4558	150
Wastewater	Wastewater Impact Fee, supplied also by Angela 500-0950-4631	Sewer Impact and Connection	500 per lot/unit
Plan Dev	SIGN PERMIT	Fee, 001-0120-4242	35
Plan Dev	Sign Variance Fee - 001-0120-4250	Fee 001-0120-4250	100
Plan Dev	SITE CLEARANCE PERMIT	Fee, 001-0120-4212	5
Plan Dev	SOLICITATION PERMIT	Fee, 001-0120-4244	15
Stormwater	Stormwater In-Lieu Fee	500-0140-4567	\$500-\$3000 based on acreage, calculated by STORMWATER
Stormwater	Commercial-Large - Stormwater Detention and Drainage Plan Review	500-0140-4567	250
Stormwater	Commercial-Small - Stormwater Detention and Drainage Plan Review	500-0140-4567	250
Street	STREET CUT	Fee, 001-0120-4230	50
Wastewater	Subdivision Final Plat - Wastewater Flushing Fee	Fee, 500-0950-4631	50
Wastewater	Subdivision Final Plat - Wastewater Impact Fee - 500-0950-4631	Fee, 500-0950-4631	Number of Lots * 50
Water	Subdivision Final Plat - Water Flushing Fee	Fee, 500-0900-4632	50
Water	Subdivision Final Plat - Water Impact Fee - 500-0900-4632	Fee, 500-0900-4632	Number of Lots * 50
Water	Subdivision Preliminary Plat - Review Fee - 001-0120-4250	Fee, 001-0120-4250	Number of Lots * 3 + 300
Plan Dev	Subdivision Preliminary Plat - Stormwater Detention and Drainage Plan Review - 500-0140-4567	500-0140-4567	\$25 per lot. \$250 Minimum
Plan Dev	SWIMMING POOL	Fee, 001-0120-4252	60
Water	System Dev. Charge, also supplied by Angela	Water Impact and Connection, 500-0900-4540	150
Plan Dev	Temporary Business License Fee	001-0120-4208	Double Business License Fee
Plan Dev	Variance - Application Fee (1=Lot/Block, 2=Meets/Bounds) - 001-0120-4206	001-0120-4206	Lot and Block is \$40. Meets and Bounds is \$125.
Water	Water Connection Fee, also supplied by Angela	Water Impact and Connection, 500-0900-4556	245
Water	Water Deposit	Water Impact and Connection	110
Water	Water Impact Fee, supplied also by Angela, 500-0900-4629	Water Impact and Connection	600 per lot/unit
Plan Dev	Wholesale Beer and Light Wine Permit	Alcohol Permit Fee, 001-0120-4258	125
Plan Dev	Wholesale Liquor Permit	Alcohol Permit Fee, 001-0120-4258	500
Plan Dev	Work Commencing before permit issuance (Enter Fee)	Fee, 001-0120-4230	DOUBLE THE PERMIT FEE
Animal Control	1st Impound/pickup - licensed/sterilized	Per Animal, Per incident, Ord 2015-19, 001-0200-4420	20
Animal Control	1st impound - not licensed or vaccinated	Per Animal, Per incident, Ord 2015-19, 001-0200-4420	30
Animal Control	2nd impound	Per Animal, Per incident, Ord 2015-19, 001-0200-4420	60
Animal Control	3rd impound	Per Animal, Per incident, Ord 2015-19, 001-0200-4420	120
Animal Control	4th and Subsequent impounds	Per Animal, Per incident, Ord 2015-19, 001-0200-4420	240
Animal Control	After- hours impound fee, in addition to regular Impound/Boarding Fees. Also applies to reclaim after hours.	Per Animal, Per incident, Ord 2015-19, 001-0200-4420	50
Animal Control	Emergency Boarding	Per Animal, Per incident, Ord 2015-19, 001-0200-4420	0
Animal Control	Boarding	Per Animal, Per incident, Ord 2015-19, 001-0200-4420	10
Animal Control	Quarantine/Prosecution (Includes police impoundment.)	Per Animal, Per incident, Ord 2015-19, 001-0200-4420	20
Animal Control	Puppies/Kittens Impounded with Mother	Per Animal, Per incident, Ord 2015-19, 001-0200-4420	5
Animal Control	Bath	Per Treatment Ord 2015-19, 001-0200-4222	10
Animal Control	Flea/Tick Treatment/Preventative	Per Treatment Ord 2015-19, 001-0200-4222	10
Animal Control	Vaccination	Per Treatment Ord 2015-19, 001-0200-4222	5
Animal Control	Dangerous Dog Permit	Monthly Monitoring Fee Ord 2015-19, 001-0200-4224	30
Animal Control	Vicious Dog Bond - Pending Court	1 Time Fee, Refundable if court ordered Ord 2015-19, 001-0200-4224	500

City of Bryant, AR 2025 Budget Book

Animal Control	Emergency Veterinary Care	Based on Animal Needs, 001-0200-4224	Varies
Animal Control	Adoption	Per Animal , Ord 2015-19, 001-0200-4202	15
Animal Control	Medical Care, Misc.	Per Animal , Ord 2015-19, 001-0200-4222	20
Animal Control	Spay/Neuter	Per Animal , Ord 2015-19, 001-0200-4246	60
Animal Control	Adoption - Small Animals	Per Animal , Ord 2015-19, 001-0200-4202	5
Animal Control	Adoption- Exotics	Per Animal , Ord 2015-19, 001-0200-4202	Set by Director
Animal Control	Adoption - Misc.	Per Animal , Ord 2015-19, 001-0200-4202	Set by Director
Animal Control	Adoption - Discount	Per Animal , Ord 2015-19, 001-0200-4202	Set by Director
Animal Control	Adoption - Senior Discount	Per Animal , Ord 2015-19, 65 year of age or older, 001-0200-4202	minus \$5
Animal Control	Euthanasia 0-50 lbs.	Per Animal , Ord 2015-19, 001-0200-4222	30
Animal Control	Euthanasia 51-100 lbs.	Per Animal , Ord 2015-19, 001-0200-4202	40
Animal Control	Euthanasia 101-150 lbs. (Needs updated)	Per Animal , Ord 2015-19, 001-0200-4202	60
Animal Control	Euthanasia 150 - 200 lbs (Needs updated)	Per Animal , Ord 2015-19, 001-0200-4202	80+\$2 per lb. over - Needs to be increased to 90+\$2 per lb over 150 lbs
Animal Control	Private Cremation with Return of Remains (Prices set at: 0-25 lbs; 25.01 - 50 lbs; 50.01 - 150 lbs; 150 lbs + Not available.)	Per Animal , Ord 2015-19, 001-0200-4202	\$175/\$195/\$225 - Needs increased to 180/195/230
Animal Control	Cremation without Return (Prices set at 0 - 25 lbs; 25.01 - 50 lbs; 50.01 - 199.9 lbs; 200 lbs + Not Available - Refer to Livestock and Poultry.)	Per Animal , Ord 2015-19, 001-0200-4202	\$35/\$45/\$55 - Needs Increased to 40/50/60
Animal Control	Urn or Remains Container	Per Animal , Ord 2015-19, 001-0200-4202	Cost
Animal Control	Semi- Private Cremation with Return (Prices set at: 0-25 lbs; 25.01 - 50 lbs; 50 lbs + Not Available, Must be Private.)	Per Animal , Ord 2015-19, 001-0200-4202	\$125
Animal Control	Pet Memorial Service	Per Item, 001-0200-4222	TBD
Animal Control	License - 1 year	Annually, 001-0200-4224	5
Animal Control	License - 3 year	Triennial, 001-0200-4224	15
	(Deleted - Outdated)		
	(Deleted - Outdated)		
Animal Control	License - Registered Therapy, Assistance Animal and Law Enforcement/Military Animals	No Fee	0
Animal Control	Lifetime Pet License	One Time , 001-0200-4224	50
Animal Control	Active/Military Senior Discount	Per Pet License, 001-0200-4224	(\$2)
Animal Control	Wild Animal Permit	Annually, 001-0200-4224	100
Animal Control	Animal Establishment Permit - Private Kennels/Catteries	Annually, 001-0200-4224	25
Animal Control	Animal Establishment Permit - Grooming, Boarding Kennels	Annually, 001-0200-4224	25
Animal Control	Animal Establishment Permit - Pet Shops	Annually, 001-0200-4224	40
Parks	Fee Name		Fee Price
Parks	Memberships		
Parks	Senior Annual	001-0430-4300	\$120
Parks	Senior Monthly	001-0430-4300	\$15
Parks	Senior 3 Month	001-0430-4300	\$40
Parks	Senior 6 Month	001-0430-4300	\$75
Parks	Senior 10 Pass	001-0430-4300	\$30
Parks	Family Annual	001-0430-4300	\$420
Parks	Family Monthly	001-0430-4300	\$45
Parks	Family 3 Month	001-0430-4300	\$125
Parks	Family 6 Month	001-0430-4300	\$240
Parks	Additional Youth Annual	001-0430-4300	\$75
Parks	Additional Adult Annual	001-0430-4300	\$175
Parks	Additional Youth Monthly	001-0430-4300	\$6
Parks	Additional Adult Monthly	001-0430-4300	\$16
Parks	Additional Youth 3 Month	001-0430-4300	\$20
Parks	Additional Adult 3 Month	001-0430-4300	\$48
Parks	Adult Annual	001-0430-4300	\$280
Parks	Adult Monthly	001-0430-4300	\$30
Parks	Adult 3 Month	001-0430-4300	\$80
Parks	Adult 6 Month	001-0430-4300	\$150
Parks	Adult 10 Pass	001-0430-4300	\$45
Parks	Student Annual	001-0430-4300	\$150
Parks	Student Monthly	001-0430-4300	\$20
Parks	Student 3 Month	001-0430-4300	\$50
Parks	Student 6 Month	001-0430-4300	\$80
Parks	Student 10 Pass	001-0430-4300	\$30
Parks	Disability Annual	001-0430-4300	\$120
Parks	Disability Monthly	001-0430-4300	\$15
Parks	Disability 3 Month	001-0430-4300	\$40
Parks	Disability 6 Month	001-0430-4300	\$75
Parks	Disability 10 Pass	001-0430-4300	\$30
Parks	Corporate Adult	001-0430-4300	\$20
Parks	Corporate Senior	001-0430-4300	\$10
Parks	Corporate Family	001-0430-4300	\$30
Parks	Child Annual	001-0430-4300	\$100
Parks	Child Monthly	001-0430-4300	\$10
Parks	Child 3 Month	001-0430-4300	\$25
Parks	Child 6 Month	001-0430-4300	\$45
Parks	Adult Day pass	001-0430-4514	\$5
Parks	Youth Day pass	001-0430-4514	\$5
Parks	Mills Day pass	001-0410-4532	\$5
Parks	Adult Mills Pool Season Pass	001-0410-4532	\$75
Parks	Youth Mills Pool Season Pass	001-0410-4532	\$60
Parks	Activities		
Parks	Adult Basketball	001-04304364	\$250
Parks	Youth Basketball Individual	001-0430-4364	\$100, now offering financial aid
Parks	Youth Basketball Team	001-0430-4364	\$300
Parks	Youth Volleyball Individual	001-0430-4364	\$50, now offering financial aid
Parks	Youth Volleyball Team	001-0430-4364	\$200
Parks	BASS Swim Gold	001-0430-4366 - monthly	\$85, now offering financial aid
Parks	BASS Swim Silver	001-0430-4366 - monthly	\$85, now offering financial aid
Parks	BASS Swim Bronze	001-0430-4366 - monthly	\$70, now offering financial aid
Parks	AAU kit	001-0430-4366	\$65, AAU fees price increase
Parks	Master Swim	001-0430-4366 - monthly	\$30
Parks	Swim Meet	001-0430-4340 - hourly rate	\$100
Parks	Water Aerobics Non Members/Members	001-0430-4382 - monthly/class	25 and 10
Parks	Group Swim Lessons	001-0430-4382	\$70, now offering financial aid
Parks	Private Swim Lessons	001-0430-4382	\$120
Parks	Semi- Private Swim Lessons	001-0430-4382	\$80
Parks	Swim Babies	001-0430-4382	\$55
Parks	Adult Pickleball	001-0430-4364	\$10, per doubles team for non members
Parks	Adult Disc Golf	001-0430-4364	\$7, weekly entry fee
Parks	Facility Rentals	(Indoor)	
Parks	Senior Adult Center	001-0430-4332 - hourly rate	\$20
Parks	Red Room	001-0430-4332 - hourly rate	\$20
Parks	Green Room	001-0430-4332 - hourly rate	\$20
Parks	Red/Green Room	001-0430-4332 - hourly rate	\$40
Parks	Blue Room	001-0430-4332 - hourly rate	\$50
Parks	Purple Room Half	001-0430-4332 - hourly rate	\$35
Parks	Purple Room Full	001-0430-4332 - hourly rate	\$50
Parks	Extra hour room fee	001-0430-4332	\$40
Parks	Reservation Late Fee	001-0430-4332 - hourly rate	\$25
Parks	Event Room Media	001-0430-4332	\$50
Parks	Vendor Fee	001-0430-4332	\$50
Parks	Late Check-out fee	001-0430-4332 - hourly rate	\$50
Parks	Blue/Purple Room	001-0430-4332	\$100

City of Bryant, AR 2025 Budget Book

Parks	Gymnasium	001-0430-4332 - daily rate	\$1050 an even number per court
Parks	Bishop Tournament Court	001-0430-4332 - hourly rate	\$40
Parks	Bishop Basketball Court	001-0430-4332 - hourly rate	\$50
Parks	Bishop Basketball Half Court	001-0430-4332 - hourly rate	\$25
Parks	Fitness Room	001-0430-4332 - hourly rate	\$20
Parks	Stage Pieces	001-0430-4332	\$50
Parks	Baseball Parking Lot	001-0430-4332 - hourly rate	\$50
Parks	Full Lap Pool	001-0430-4340 - hourly rate	\$100
Parks	Individual Lanes	001-0430-4340 - hourly rate	\$15
Parks	Therapy Pool	001-0430-4340 - hourly rate	\$100
Parks	Racer's Party Room	001-0430-4340 - 2 hour block	\$120
Parks	Splash Pad	001-0430-4340 - 2 hour block	\$60
Parks Outdoor Rentals			
Parks	Mills Pavilion 1	001-0430-4534 - hourly rate	\$20
Parks	Mills Pavilion 2	001-0430-4534 - hourly rate	\$10
Parks	Mills Pavilion 3	001-0430-4534 - hourly rate	\$15
Parks	Bishop Park Pavilion	001-0430-4332 - hourly rate	\$25
Parks	Ashley Park Pavilion	001-0450-4260 - hourly rate	\$25
Parks	Ashley Park Baseball Field	001-0450-4260 - 1.5 hour block	\$30
Parks	Alcoa 40 Multipurpose Field	001-0440-4260 - hourly rate	\$30
Parks	Alcoa 40 Softball Field	001-0440-4260 - hourly rate	\$30
Parks	Midland Soccer Field	001-0440-4260 - hourly rate	\$30
Parks	Mills Park Pool Party	001-0430-4532 - 2 hour block	\$250 cost covers a 3rd life guard when needed
Parks	Bishop RV Site - weekend rate	001-0430-4332 - daily rate	\$75
Parks	Bishop Softball Field	001-0430-4332 - hourly rate	\$30
Parks	Bishop Multipurpose Field	001-0430-4332 - hourly rate	\$30
Parks	Bishop Baseball Field	001-0430-4332 - hourly rate	\$30
Parks Point Of Sale			
Parks	Mills Pool day pass		\$5
Parks	Tournament fee - baseball	001-0430-4354 - per field/per day	\$150
Parks	Tournament fee - softball	001-0430-4354 - per field/per day	\$150

City of Bryant, AR 2025 Budget Book

Appendix 5 - Historical Review of 187/188 Bryant Parkway Capital Fund and Completion Plan

Vendors/Engineers	Remaining on Contract at 11/5/24	Spent in 2017	Spent in 2018	Spent in 2019	Spent in 2020	Spent in 2021	Spent in 2022	Spent in 2023	Spent in 2024 Thru 9/3	Total since 2017
Rasbury Surveying		11,000			6,000					17,000
Garver Project 1 Shobe to I30 1 mile		294,797	211,967	345,524	11,380	5,625				869,293
Garver Project 2 Shobe to Reynolds 2.3 Milk	102,029	62,509	366,273	709,758	476,751	298,365	511,117	915,681	357,856	3,698,309
Ark Demo Gaz			279							279
Bernhard TME LLC			4,500							4,500
Cranford			328							328
Crist			3,460							3,460
Entergy			82,055	259,753		(58,893)	189,160			472,075
FNT			454,157							454,157
Garnat			3,680		24,375					28,055
Granite			690							690
National Flood Ins Crooked Creek			6,500							6,500
Redstone			2,644,396	1,627,094	254,584					4,526,074
Ark Up				351						351
Asphalt				24,030						24,030
AT&T				170,149			12,422			182,571
Consolidated Pipe				5,373						5,373
Eagle				4,644						4,644
Ferguson				703						703
LEG				111,014	515,887					626,901
Union Pacific	(0)		8,327		360	2,633	26,311	25,860	62,297	125,787
ARDOT					1,000					1,000
BXS							1,355			1,355
Saline County							637,340			637,340
Streamworks							52,727			52,727
McGeorge (completion date est 7/11/24)	(0)						5,072,660	11,228,680	3,824,780	20,126,120
First Electric	0							69,104		69,104
Totals	102,028	368,306	3,778,286	3,266,720	1,290,337	247,730	6,503,091	12,239,325	4,244,934	31,938,727
Funding								8,013,344.27		187
2016 Bond	15,037,646							4,208,640.26		188
Bond Interest Thru 9/30/24	1,159,428	Arbitrage Calculations Completed through 12/31/23								
County Reimbursement	637,340									
STP Grant 2021 Received in 2023	2,793,888			1,820,055.16						
STP Grant 2021 Received in 2022	1,206,112			78,345.85						
STP Grant 2022 Received in 2023	3,000,000			(23,682.32)						
2023 Franchise Fee Bond Fund 188	9,948,051	Deposited May 2023								
Total Funding Secured	33,782,465									
Amount Obligated and Spent to Date	32,040,756									
Difference	1,741,709									
	*Exploring a difference in contract amount of \$15038.46 with Garver at 11.5.24									
I had the Garver Contract at	4529394									
They had	4,508,731									
	20,663									
Previous Diff	15038.46									
	5,625									

Appendix 6 - Facilities Operation Cost Review

2025 Budget	100/120	200	300	410	420	440/450	400/430	500	600	800	900	950	
	City Hall	Animal Facility	Courts part of CH Bt	Mills Park	Midland Park	Alcoa/Ashley	The Center	Split 3 ways	Part of Roya	Street	Water	Lift Stations , Treatment plant	Totals
5102 Building Main	1,500	5,000	10,000	4,000	0	0	35,000	29,700	25,200	12,400	8,800	25,000	156,600
5/6/5104 Grounds/pool/Splash Pad Main	5,500	5,100	0	19,325	17,920	11,100	142,100	0	0	0	3,500	0	204,545
5110 Electricity	8,124	9,660	6,600	10,584	17,352	14,173	216,432	39,600	27,600	140,784	51,048	380,004	921,961
5111 Gas	1,240	480	1,200	150	0	0	48,000	6,500	3,000	1,920	2,500	2,700	67,690
5112 Water	1,584	1,000	1,000	9,000	4,000	2,040	12,180	10,260	5,400	5,000	500	114,720	166,684
5115/6 Landlines and Internet	23,848	13,940	3,144	2,062	0	0	28,044	40,708	72,480	23,652	19,308	18,024	245,210
5120 Prop Insurance	9,680	2,912	0	4,906	0	0	92,988	39,547	12,998	21,346	22,368	36,260	243,005
5130 Sanitation	1,345	1,500	1,080	0	0	0	42,000	2,900	1,800	3,500	6,000	120,000	180,125
1/2/5140 Janitor Supplies and Main	6,000	4,500	500	0	0	0	35,000	20,000	5,000	13,000	2,000	4,500	90,500
Totals	58,821	44,092	23,524	50,027	39,272	27,313	651,744	189,215	153,478	221,602	116,024	701,208	2,276,320
Gone down from \$2285 -diff \$62K													
2023 Actuals	City Hall	Animal Facility	Courts part of CH Bt	Mills Park	Midland Park	Alcoa/Ashley	The Center	Split 3 ways	Part of Roya	Street	Water	Lift Stations , Treatment plant	Totals
5102 Building Main	22,101	8,220	888	838	0	0	104,035	54,674	29,174	22,151	4,258	14,836	261,175
5/6/5104 Grounds Main	10,995	3,139	0	23,636	28,039	25,085	166,407	0	0	0	2,310	0	259,610
5110 Electricity	7,570	9,177	6,056	9,897	17,860	10,983	236,820	44,414	29,275	126,579	37,261	379,343	915,232
5111 Gas	1,330	396	1,064	124	0	0	42,651	6,281	2,666	1,726	1,811	1,821	59,869
5112 Water	1,206	752	965	6,150	2,029	1,095	6,708	7,396	3,860	541	306	29,735	60,742
5115 Landlines and Internet	10,535	9,083	4,193	2,097	0	0	22,498	26,706	11,846	11,824	8,660	8,751	116,191
5120 Prop Insurance	5,764	1,491	0	2,724	0	0	56,256	31,405	9,688	16,812	18,062	25,212	167,414
5130 Sanitation	1,328	1,506	1,035	0	0	0	50,819	2,753	1,494	4,641	2,643	90,516	156,735
1/2/5140 Janitor Supplies and Main	5,181	9,047	400	0	0	0	39,224	17,655	6,706	5,031	2,051	2,822	88,117
Totals	66,009	42,809	14,600	45,465	47,927	37,162	725,418	191,285	94,709	189,304	77,361	553,036	2,085,086
Differences	City Hall	Animal Facility	Courts part of CH Bt	Mills Park	Midland Park	Alcoa/Ashley	The Center	Split 3 ways	Part of Roya	Street	Water	Lift Stations , Treatment plant	Totals
5102 Building Main	(20,601)	(3,220)	9,112	3,162	0	0	(69,035)	(24,974)	(3,974)	(9,751)	4,542	10,164	(104,575)
5/6/5104 Grounds/pool/Splash Pad Main	(5,495)	1,961	0	(4,311)	(10,119)	(13,985)	(24,307)	0	0	0	1,190	0	(55,065)
5110 Electricity	554	483	544	687	(508)	3,191	(20,388)	(4,814)	(1,675)	14,205	13,787	661	6,729
5111 Gas	(90)	84	136	26	0	0	5,349	219	334	194	689	879	7,821
5112 Water	378	248	35	2,850	1,971	945	5,472	2,864	1,540	4,459	194	84,985	105,942
5115 Landlines and Internet	13,313	4,857	(1,049)	(35)	0	0	5,546	14,002	60,634	11,828	10,648	9,273	129,019
5120 Prop Insurance	3,916	1,421	0	2,182	0	0	36,732	8,142	3,310	4,534	4,306	11,048	75,591
5130 Sanitation	17	(6)	45	0	0	0	(8,819)	147	306	(1,141)	3,357	29,484	23,390
1/2/5140 Janitor Supplies and Main	819	(4,547)	100	0	0	0	(4,224)	2,345	(1,706)	7,969	(51)	1,678	2,383
Totals	(7,188)	1,283	8,924	4,562	(8,655)	(9,849)	(73,674)	(2,070)	58,770	32,298	38,663	148,172	191,234

Grader comments in past years have asked for a review of facility operational costs. For the 2023 Budget Book after adoption, we put this chart together. We gained a lot from that review so we have kept in for the 2024 and 2025 budget books. As is typical you do not want to overbudget for your Utilities and other facility maintenance costs but you also do not want to drastically underfund these areas either. Reviewing this helps the City at large to budget for these areas more efficiently. We have shaded those areas that are over or under by more than \$5K.

Glossary:

Accrual - revenue and expenses are recorded when they are incurred.

Act 474 Sur Charge is paid by the Code Department to the State.

Ad Valorem - a basis for levy of taxes upon property based on value.

Agency Fund - a fund consisting of resources received and held by the governmental unit as an agent

Arbitrage - the simultaneous buying and selling of securities, currency, or commodities in different markets or in derivative forms in order to take advantage of differing prices for the same asset.

Audit - an official inspection of an individual's or organization's accounts, typically by an independent

Balanced Budget - a budget balanced by fund, means the total anticipated revenues are equal to or exceed the budgeted expenditures for that fund.

BOND: (Debt Instrument): A written promise to pay a specified sum of money (called the principal amount or face value) at a specified future due date (called the maturity date) along with periodic interest paid at a specified percentage of the principal (called the interest rate). Bonds are typically used for long-term debt to pay for specific capital expenditures. The difference between a note and a bond is that the latter is issued for a longer period (over 10 years) and requires greater legal formality.

Budget - an annual or other regular estimate of revenues and expenditures put forward by the government, often including details of changes in taxation or other revenue sources.

Capital Expenditures - as also described for this particular Entity/City on page 13 are reviewed starting at \$5000 with a life of two or more years and the common definition is money spent by a business or organization on acquiring or maintaining capital assets, such as land, buildings, and

Capital Projects Fund - A fund created to account for all resources to be used for the acquisition or construction of designated capital assets.

Cash basis is a major accounting method by which revenues and expenses are only acknowledged when the payment occurs.

Debt Service Fund - A governmental type fund used to account for accumulations of resources that are restricted, committed, or assigned to expenditures for principal and interest.

Depreciation - a reduction in the value of an asset with the passage of time, due in particular to wear and tear.

A Dewatering Facility is a Wastewater Treatment Plant option. The City of Bryant implemented this option in 2018.

Enterprise Fund - A Fund established to finance and account for the acquisition, operations, and maintenance of governmental facilities and services which are entirely or predominantly self-supporting by user charges.

The Federal Drinking Water Loan Program is operated by the Arkansas Natural Resources Commission.

City of Bryant, AR 2025 Budget Book

Franchise Fee - a fee paid by public service businesses for use of city streets, alleys, and property in providing their services to the citizens of a community, included but not limited to electricity, telephone, natural gas and cable television.

Full - Time Equivalent Position (FTE) - A part time position converted to the decimal equivalent of a full time position based on 2080 per year. For example, a summer lifeguard working for four months, or 690 hours, would be equivalent to .33 of a full time position.

FUND: An accounting entity with a self-balancing set of accounts containing its own assets, liabilities and fund balance. A fund is established for the purpose of carrying on specific activities or attaining certain objectives in accordance with special regulations, restrictions or limitations.

Fund Balance - is when liabilities are subtracted from assets, there is a fund balance. A positive fund balance means there are more assets than liabilities; a negative fund balance means just the opposite. Fund balance can be complicated by the fact that part of the fund balance is reserved and part unreserved.

Governmental Fund - A generic classification of funds used to account for activities primarily supported by taxes, grants, and similar revenues sources.

Major Funds are defined as those funds whose revenues, expenditures/expenses, assets or liabilities are at least 10 percent of the total for their fund category (governmental or enterprise) and 5 percent of the aggregate of all governmental and enterprise funds in total and Non Major Funds are MSI/Virtual Justice is computer software used by the Courts system.

Profit Star is computer software used for the Water, Wastewater and Stormwater bills.

ROCIC is a government company used by Police Department for intelligence gathering and equipment loans.

Special Revenue Fund - A fund established to account for revenues from specific taxes or other earmarked revenue sources that by law are designated to finance particular functions or activities of government.

Trust Fund - A fund consisting of assets belonging to a trust, held by the trustees for the beneficiaries.

Watchguard is the Police Department's software for the in car video.

Acronym:

ACIC - 'Arkansas Crime Information Center' and is used by the Police Department.

ADFA - Arkansas Department of Finance and Administration.

ANRC - Arkansas Natural Resource Commission

APERS - Arkansas Public Employees Retirement System.

ARPA - American Rescue Plan Act - Federal Money given to cities related to the pandemic needs.

AWWA - American Water Works Association.

B&G - Building and Grounds.

BAC - Blood Alcohol Content.

BBS - Battery Backup System

CAPPD - Central Arkansas Planning Development District. This District works with the City of Bryant

CAW - Central Arkansas Water Authority. The City of Bryant currently receives their Water via a

CIP - Capital Improvement Plan or Program.

COE - Corp of Engineers. The City of Bryant has a contract with the COE for future water access from

EMT - Emergency Medical Technician

FICA -Federal Insurance Contributions Act is a payroll cost.

FM - Force Main

FTE - Full-Time Equivalent

GAAP - Generally Accepted Accounting Principles

GASB - Government Accounting Standards Board

GFOA - Governmental Finance Officers Association

GIS - Geographic Information System is a system designed to capture, store, manipulate, analyze,

GO Bond or Debt - General Obligation Bond or Debt.

I&I - Inflow and Infiltration. Inflow is storm water that enters into the sanitary sewer system.

JESAP - Job Evaluation and Salary Administration Program for evaluating wages in relation to the

LS - Lift Station

LOPFI - Local Fire and Police Retirement System administered by the State of Arkansas.

M&R stands for Maintenance and Repair.

MUTCD - Manual for Uniform Traffic Control Devices

NOC - Network Operations Center used by the Construction/Project Management division of the

OCL - Out of City Limits

PRAC - Parks and Recreation Alliance Council and was established during the 2017 by the Parks

PTZ Cameras - Position, Tilt, Zone

RFP or RFQ - Request for Proposal or Request for Quotes, regarding purchasing.

RPM - Raised Pavement Markers

RRFB - Rectangular Rapid Flashing Beacons (Crosswalk Systems)

SCADA - Supervisory Control And Data Acquisition is a system that operates with coded signals over

SRO - School Resource Officer

WEA - Water Environmental Association.

WEFTEC - Water Environment Federation Technical Conference.



City of Bryant Selfie Day 2024

City of Bryant Budget in Brief

Annual Budget 2025

Prepared by:
Finance Department
City of Bryant



Table of Contents

Message from Mayor Chris Treat
and Finance Director Joy Black 3

Organizational Chart 4

City of Bryant Statistics 5

City of Bryant Focus Areas 6

Budget Process 7

What is the Budget in Brief? 8

General Government Cost Per Day 9

General Government Overview 10

General Government Revenues
by Department 11

General Government Expenses
by Department 12

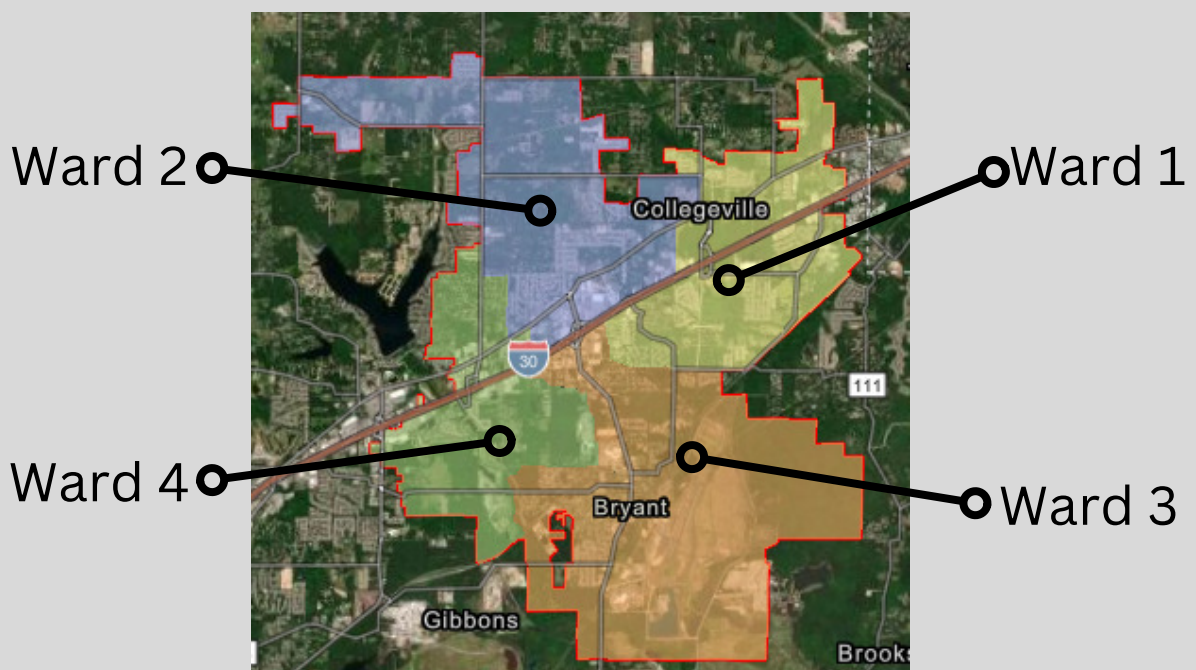
What does my water bill mean? 13

Public Works Overview 14

Public Works Revenues by
Department 15

Public Works Expenses by
Department 16

City of Bryant Wards



From the Mayor

I am pleased to present the 2025 Budget in Brief, an important step in keeping you informed about your city government. We take our responsibility to manage city resources seriously, and we hope that is reflected in this year's budget plan.

The majority of our revenue comes from sales tax, while a large portion of our expenses go toward payroll. To maintain our commitment to excellence, we continue to focus on growing our economy and hiring the best and brightest to serve you.

Bryant is a great place to live, and we are dedicated to keeping it that way. Thank you for placing your trust in us to manage your money and resources wisely.



Mayor Chris Treat

Elected March 5, 2024

Mayor Treat served as the City's Parks Director from 2016 until elected in March 2024.

From the Finance Director

Budget Season is one of my favorite times of the year. This is the time of year that we get to reflect on what has worked or not worked in the past and plan for the future. I feel each year our planning improves. We refine our processes to better serve the citizens of Bryant.

In the ten years that I have served as the Finance Director for the city of Bryant we have had the same four Budgetary focus areas of Public Safety, Health and Quality of Life, Connectivity and Smart Growth and I have watched as we have made steady improvement in each of these areas.

This new document – The Budget in Brief – is just such an improvement and I hope you enjoy reading it as much as the Finance Department enjoyed making it for you!




Joy Black

Director of Finance

Joy joined the City of Bryant in 2014. The City won its first Distinguished Budget Presentation Award in 2018 and has consecutively been awarded for 7 years with the recent award for the 2024 budget.

Organizational Chart



Citizens of Bryant

Elected

City Council

Administration



Lisa Meyer
Ward 1
Position 1

Wade Permenter
Ward 1
Position 1



Mayor
Chris Treat



Jon Martin
Ward 2
Position 2

Star Henson
Ward 2
Position 2



Judge
Stephanie
Casady



Jason Brown
Ward 3
Position 1

Rob Roedel
Ward 3
Position 2




City Attorney
Ashley
Clancey




Jack Moseley
Ward 4
Position 4

Jordan
O'Roark
Ward 4
Position 4



City Clerk
Mark Smith

City of Bryant



At A Glance City of Bryant

Date of Incorporation: October 29, 1892
Form of Government: Mayoral/Council

Area in Square Miles:
20.5

Parks & Rec

Acreage: 300
Playgrounds: 5
Baseball/Softball Fields: 20
Soccer/Football Fields: 7
Lacrosse Fields: 1

Public Safety

Police Stations: 1
Fire Stations: 3
Animal Shelters: 1

City Employees

Full-Time: 215
Part-Time: 78

Population:
20,663
Total Housing Units:
8,950

Total Households:
8,203
Median Household Income:
\$66,688
Average Family Size:
3.03

Demographics City of Bryant



Age of Population
Under 5 - 19 Years: 25%
20 - 59 Years: 54%
60 - 89 Years: 21%
Median Age: 38.5

Gender Composition
Male 49% Female 51%



Industry City of Bryant

Saline County Unemployment Rate (2023)
2.7%

City of Bryant - Top Ten Principal Employers (2023)

Limited Service Restaurants: 1150
Warehouse Clubs & Supercenters: 369
Elementary/Secondary Schools: 317
Electrical Contractors: 307
Full-Service Restaurants: 277
Temporary Help Services: 275
Child Day Care Services: 250
Plumbing Heating & Air-Conditioning: 234
New Single-Family Construction: 189
Office of Physicians (except Mental Health): 157

City of Bryant Focus Areas



Public Safety strategic area primarily consists of the Fire Department, the Police Department, Animal Control, Water and Wastewater, and the Court System. These are departments primarily focus on the maintaining the well-being of Bryant's citizens.



Health and Quality of Life for Citizens and Visitors strategic area is primarily focused on the Parks Department. Bryant has 6+ parks scattered around the city and this strategic area of the budget is spent on maintenance and improvements to these facilities. This also includes 50% of water and wastewater costs.



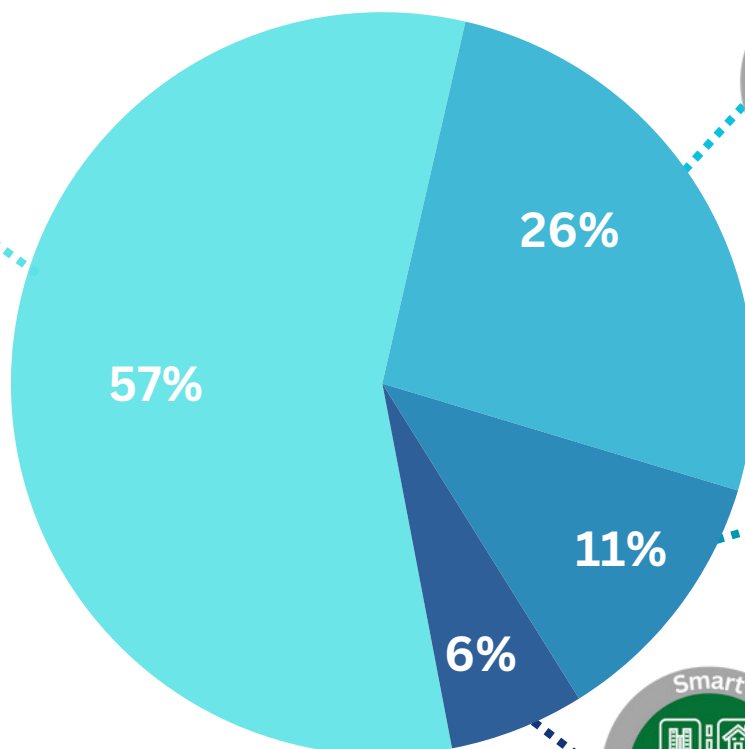
Connectivity has Public Works primarily in charge of connecting Bryant. Public Works is split into multiple sub-departments that maintain various pieces of Bryant's infrastructure like streets, sidewalks, drains, and so much more.



Smart Growth is dedicated to the administration departments like Community Development, Engineering, IT, and Planning. This Strategic area is about planning for Bryant's Future.



\$20,769,835



\$9,560,015



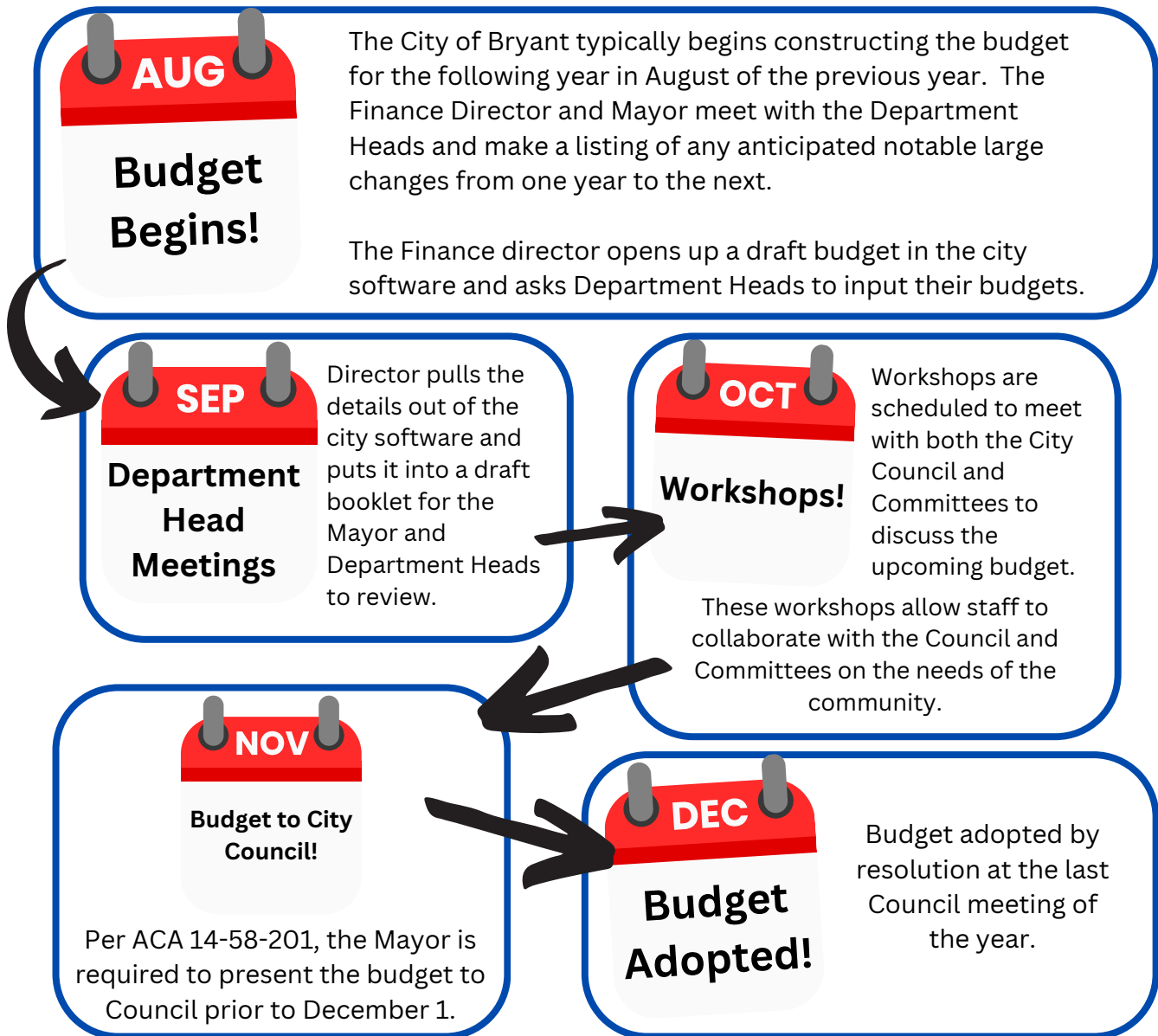
\$4,207,682



\$2,157,977

Focus Areas 2025 Budgeted Expenses

Budget Process



Budget Started in Tyler	Weeks	7/22/24 - 8/26/24
Dept Head Meetings to Discuss 2024 Budget	Tuesdays	8/1/2024 9/12/2024 9/19/2024
Attended Fallfest with Budget Pamphlets & Materials for Citizen Input & Education	Saturday	10/12/2024
Budget Workshops	Tuesdays	9/17/24 10/22/24
Fulfilling 14-25-201 Mayor to give Budget to Council by December 1st	Tuesday	11/19/24
Budget Adopted by Resolution at Council Meeting	Tuesday	12/17/24

What is the Budget in Brief?

The Budget in Brief provides a quick and easier view of the City of Bryant's 2025 budget!

This document highlights the City's major funds which are described below.

For more in-depth information of all of the City's funds can be found in the full 2025 Budget Book, located on the City of Bryant's website!



General Government

General Government consists of Administration, Planning and Development, Animal Control, Courts, Parks, Fire, and Police departments. These departments are primarily funded by Fund 001 General Fund.

Fund 001 is the City's primary operating fund. It accounts for all financial resources of the general government except for those required to be accounted for in another fund.

Public Works

Public Works consists of the Water, Wastewater, Street, and Stormwater departments. These departments are funded by Fund 500 Utility Revenue, Fund 510 Utility Operating, Fund 080 Street, and Fund 515 Stormwater Utility funds.

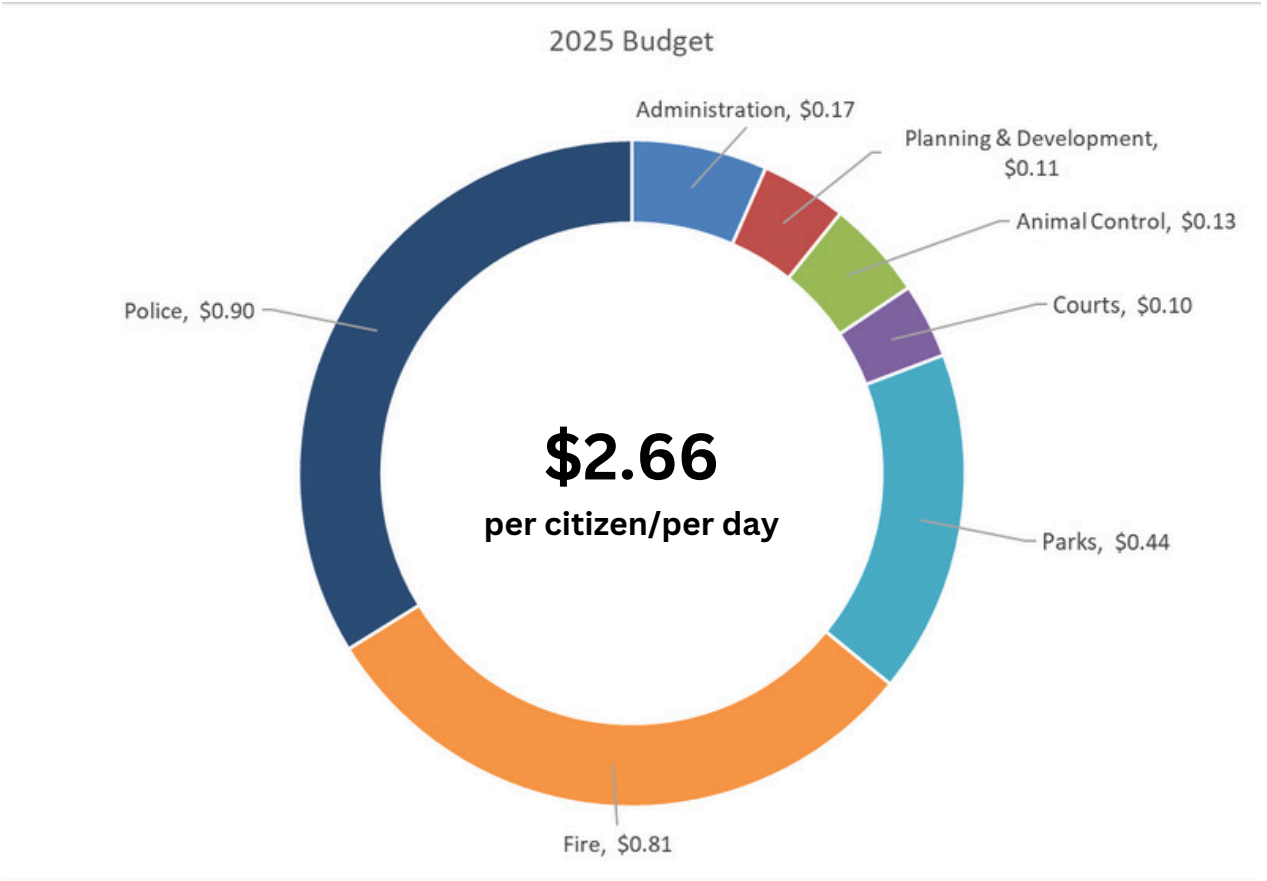
Fund 500 is used to account for activities associated with collecting the revenues of water, wastewater, and stormwater via the monthly bill collections and the treatment and distribution of drinkable water to customers. This is the Water Department's primary fund.

Fund 510 is used to account for activities associated with collecting, treating, and disposing sewage from customers. This is the Wastewater Department's primary fund.

Fund 080 is a special revenue fund to account for all activities associated with maintaining and constructing streets. Arkansas statutes that provide funding for street and drainage projects require that these activities be accounted for separately. The Street fund is financed by state turnback funds, and a portion of a state-wide 1/2 cent sales tax approved by the voters in July 2013.

Fund 515 is used to account for activities associated with completing major capital stormwater projects.

The cost per day per citizen for General Government Services



Administration consists of the Mayor’s office, Finance, Human Resources, IT, City Attorney’s office, and City Clerk’s office. These offices are responsible for the day-to-day planning management of the City. This ranges from hiring of staff, payroll, financial duties, management of IT infrastructure, legal, and much more.

Planning and Development combines planning and code enforcement.
Mission Statement: To help plan, build, and maintain a great city.

Animal Control’s mission is to provide compassionate, timely and effective response to domestic animal situations in order to ensure the safety of all citizens and animals through the consistent enforcement of state and local laws relating to the humane treatment, control of domestic animals, support and secure the human-animal bond.

Court’s mission is to serve the people by efficient and accessible administration of justice for all, to treat everyone with integrity, fairness and respect.

Parks & Recreation exists to provide exceptional opportunities to enjoy the beauty of nature, the wonder of relationships, and experiences that remind us what it means to be human.

Fire Department’s mission is to reduce and prevent the loss of life and property damage through adequate, efficient, and timely response, continue to strive for excellence by providing the highest quality of customer service through continued training and education, provide timely and effective life and fire safety education throughout our community and schools, adapt to the ever changing needs of our community, and adequately plan and have a vision for progressive growth of our Fire Department within the community

Police Department’s mission is to work in harmony with all citizens of the community to create a safe and secure environment and to improve the quality of life for our residents with an emphasis on equality, fairness, integrity and professionalism.

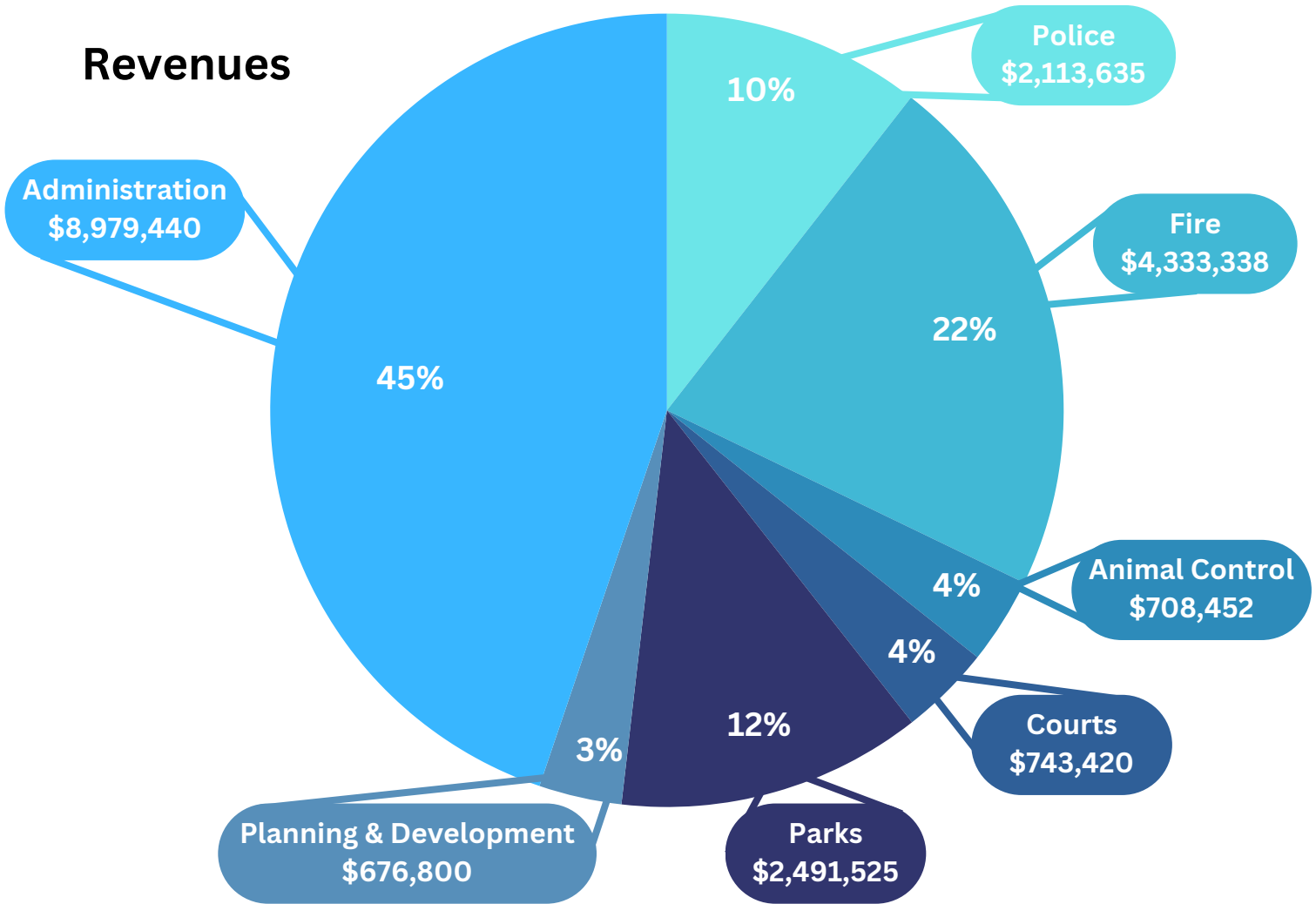
General Government Overview

Revenues		
Category	2025 Budget	2024 Budget
Taxes - Sales	\$125,000	\$125,000
Taxes - Property	\$1,694,920	\$1,694,920
Licenses Permits & Fees	\$576,680	\$584,300
Membership Fees	\$277,475	\$277,475
Rental Fees	\$172,450	\$172,450
Park Program Fees	\$156,000	\$155,500
Fines & Forfeitures	\$539,680	\$539,680
Sale of Services	\$221,500	\$203,700
Miscellaneous Revenue	\$58,770	\$145,909
Intergovernmental Tsfrs	\$15,175,985	\$14,677,400
Reimbursement	\$547,000	\$518,000
Sale of Equipment	\$20,000	\$56,000
Grant Revenue	\$26,700	\$29,200
Sponsorships	\$154,450	\$148,925
Interest Revenue	\$300,000	\$300,000
Total	\$20,046,610	\$19,628,459

Expenses		
Category	2025 Budget	2024 Budget
Personnel Expense	\$14,917,222	\$14,732,140
Building & Grounds Exp	\$1,244,186	\$1,377,475
Vehicle Expense	\$546,680	\$598,790
Supply Expense	\$379,010	\$352,759
Operations Expense	\$402,520	\$360,841
Professional Services	\$367,620	\$350,165
Miscellaneous Expense	\$559,019	\$417,247
Reimbursement	\$ -	\$5,000
Donation Expense	\$95,550	\$95,550
Grant Expense	\$33,700	\$33,700
Bond Expense	\$812,601	\$1,421,793
Fixed Assets	\$498,000	\$260,323
Interest Expense	\$190,497	\$139,790
Total	\$20,046,605	\$20,145,574

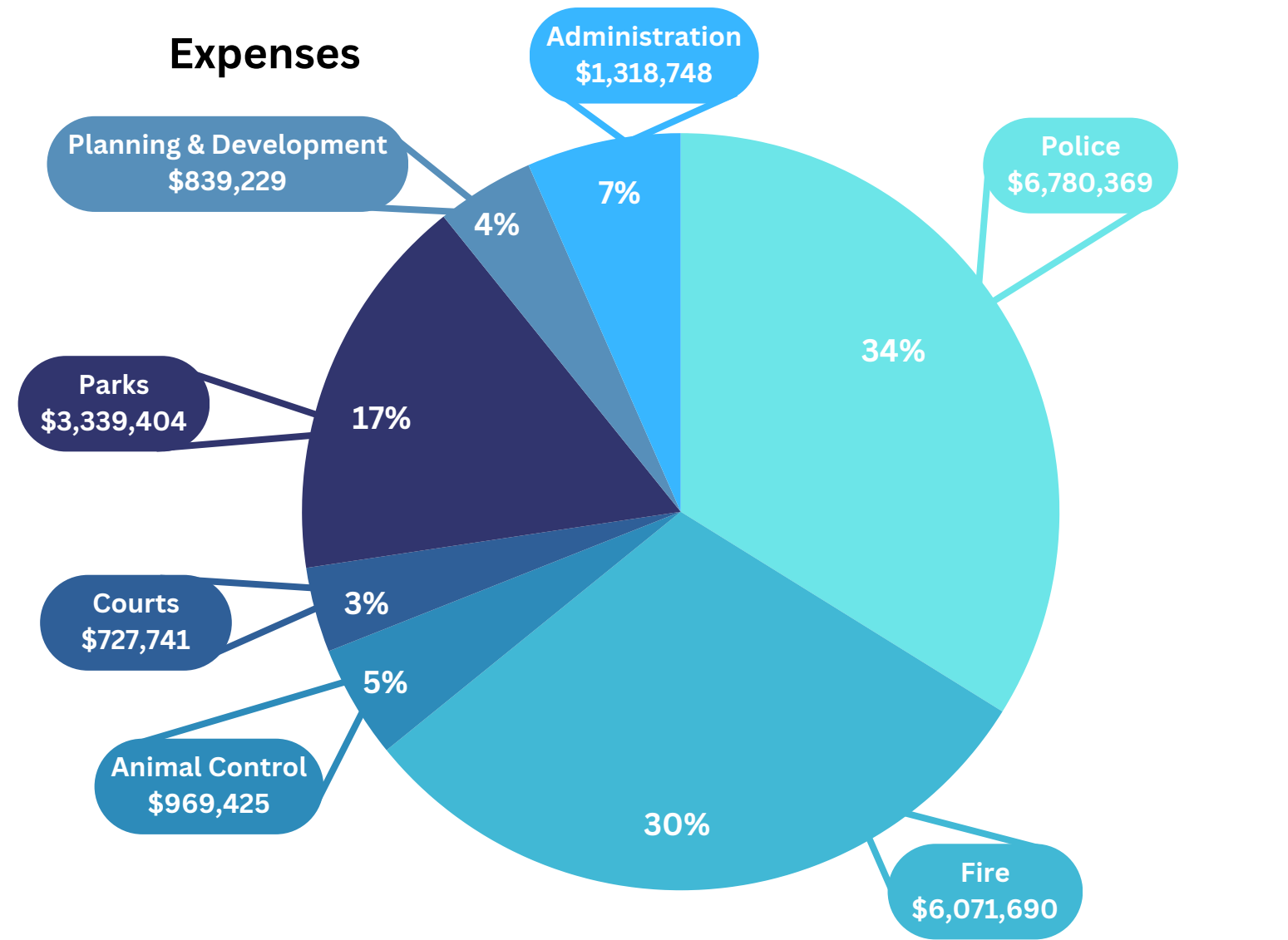
General Government Revenues By Department

Category	Admin	Planning & Development	Animal Control	Courts	Parks	Fire	Police
Taxes - Sales	\$ -	\$125,000	\$ -	\$ -	\$ -	\$ -	\$ -
Taxes - Property	\$1,639,220	\$ -	\$ -	\$ -	\$ -	\$55,700	\$ -
Licenses Permits & Fees	\$ -	\$550,800	\$24,380	\$ -	\$ -	\$1,500	\$ -
Membership Fees	\$ -	\$ -	\$ -	\$ -	\$277,475	\$ -	\$ -
Rental Fees	\$ -	\$ -	\$ -	\$ -	\$154,450	\$18,000	\$ -
Park Program Fees	\$ -	\$ -	\$ -	\$ -	\$156,000	\$ -	\$ -
Fines & Forfeitures	\$ -	\$ -	\$6,000	\$532,900	\$ -	\$ -	\$780
Sale of Services	\$ -	\$ -	\$ -	\$ -	\$221,500	\$ -	\$ -
Misc Revenue	\$1,000	\$ -	\$ -	\$50,520	\$2,000	\$250	\$5,000
Intergovernmental Tsfrs	\$7,039,220	\$ -	\$678,072	\$ -	\$1,525,650	\$4,237,888	\$1,695,155
Reimbursement	\$ -	\$1,000	\$ -	\$160,000	\$ -	\$ -	\$386,000
Sale of Equipment	\$ -	\$ -	\$ -	\$ -	\$ -	\$20,000	\$ -
Grant Revenue	\$ -	\$ -	\$ -	\$ -	\$ -	\$ -	\$26,700
Sponsorships	\$ -	\$ -	\$ -	\$ -	\$154,450	\$ -	\$ -
Interest Revenue	\$300,000	\$ -	\$ -	\$ -	\$ -	\$ -	\$ -
Total	\$8,979,440	\$676,800	\$708,452	\$743,420	\$2,491,525	\$4,333,338	\$2,113,635



General Government Expenses By Department

Category	Admin	Planning & Development	Animal Control	Courts	Parks	Fire	Police
Personnel Expense	\$463,832	\$665,408	\$739,340	\$523,316	\$1,875,431	\$5,239,976	\$5,409,920
Building & Grounds	\$50,068	\$9,753	\$45,592	\$23,524	\$770,356	\$191,415	\$153,478
Vehicle Expense	\$3,265	\$12,149	\$9,373	\$ -	\$31,316	\$164,677	\$325,900
Supply Expense	\$10,260	\$4,500	\$25,650	\$12,000	\$97,300	\$169,300	\$60,000
Operations Expense	\$120,512	\$43,928	\$2,325	\$161,745	\$41,630	\$16,000	\$16,380
Professional Services	\$118,700	\$43,820	\$34,500	\$4,100	\$155,500	\$1,000	\$10,000
Misc Expense	\$421,861	\$10,100	\$10,000	\$3,056	\$26,000	\$25,000	\$63,002
Donation Expense	\$95,550	\$ -	\$ -	\$ -	\$ -	\$ -	\$ -
Grant Expense	\$ -	\$ -	\$ -	\$ -	\$ -	\$ -	\$33,700
Bond Expense	\$31,150	\$44,500	\$92,230	\$ -	\$304,650	\$228,746	\$111,325
Capital Assets	\$ -	\$ -	\$ -	\$ -	\$ -	\$ -	\$498,000
Interest Expense	\$3,550	\$5,071	\$10,415	\$ -	\$37,221	\$35,576	\$98,664
Total	\$1,318,748	\$839,229	\$969,425	\$727,741	\$3,339,404	\$6,071,690	\$6,780,369





What does my water bill mean?

**Whiteboard Wednesdays
discuss different parts of the
water bill and what those
charges cover!**



Scan the QR code to watch!

Act 605, passed in 2023, gives cities like Bryant greater control over water and wastewater rates, allowing for more efficient adjustments that reflect actual service costs. This flexibility ensures rates remain fair while supporting the maintenance and upgrade of infrastructure like pipelines and treatment plants.

As Bryant grows, Act 605 helps the city respond to rising operational costs and future water demand.

**Scan the QR code to watch more
about Act 605 and your water rates!**



Public Works Overview

Revenues		
Category	2025 Budget	2024 Budget
Taxes - Property	\$2,174,000	\$1,824,000
Licenses Permits & Fees	\$20,000	\$20,000
Sale of Services	\$10,733,585	\$10,984,985
Miscellaneous Revenue	\$60,175	\$64,300
Intergovernmental Tsfrs	\$3,828,860	\$3,885,600
Reimbursement	\$100,000	\$300,000
Interest Revenue	\$ -	\$775
Total	\$16,916,620	\$17,079,660

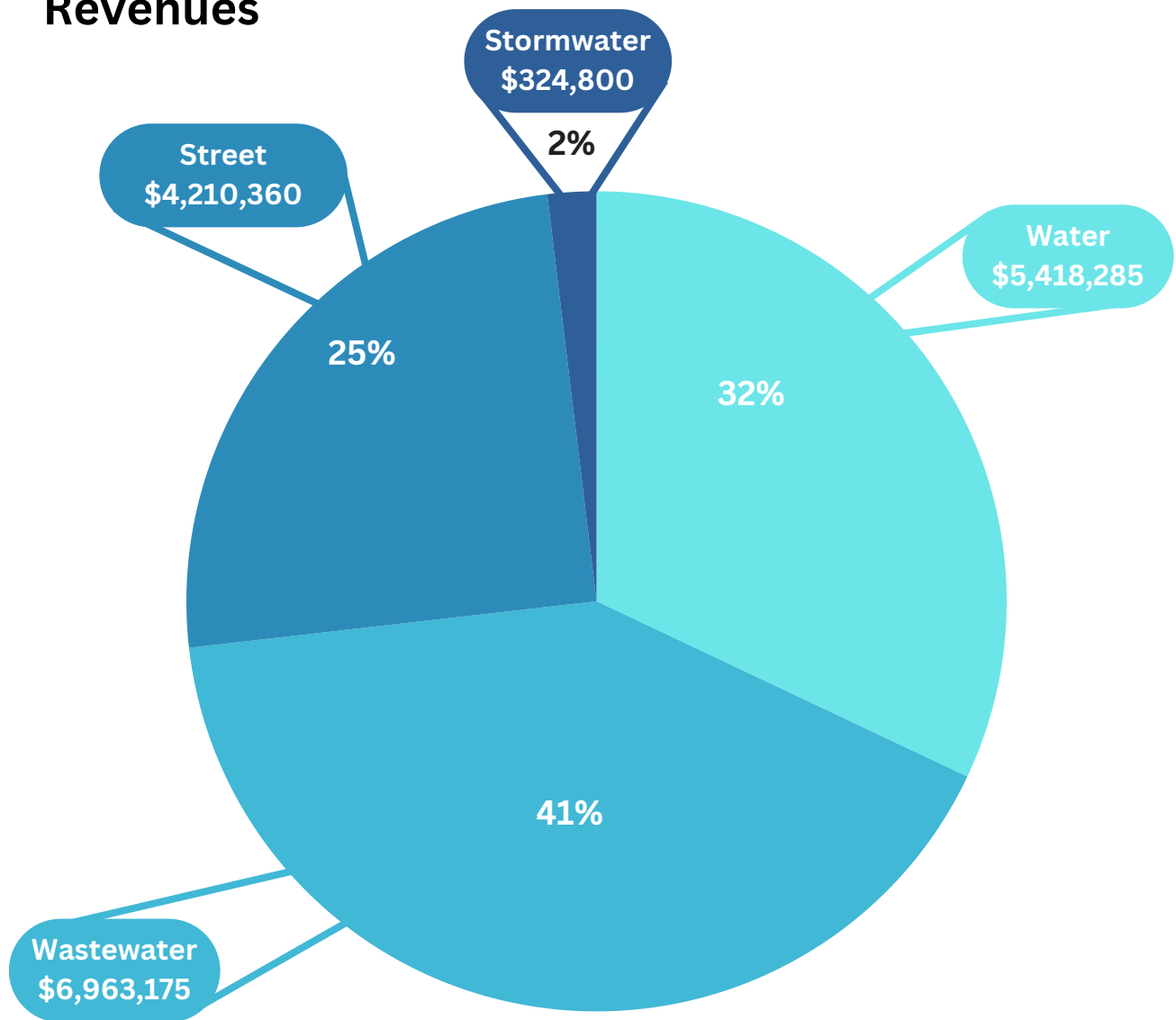
Expenses		
Category	2025 Budget	2024 Budget
Personnel Expense	\$6,372,976	\$5,465,220
Building & Grounds Exp	\$1,102,834	\$1,116,243
Vehicle Expense	\$645,047	\$661,477
Supply Expense	\$2,976,896	\$2,865,785
Operations Expense	\$701,600	\$946,900
Professional Services	\$1,067,300	\$1,503,379
Miscellaneous Expense	\$110,845	\$200,705
Intergovernmental Tsfr	\$527,000	\$541,150
Bond Expense	\$92,003	\$110,003
Capital Assets	\$2,895,034	\$3,507,616
Interest Expense	\$157,370	\$170,347
Construction Projects	\$ -	\$538,568
Total	\$22,438,905	\$17,627,392



Public Works Revenues By Department

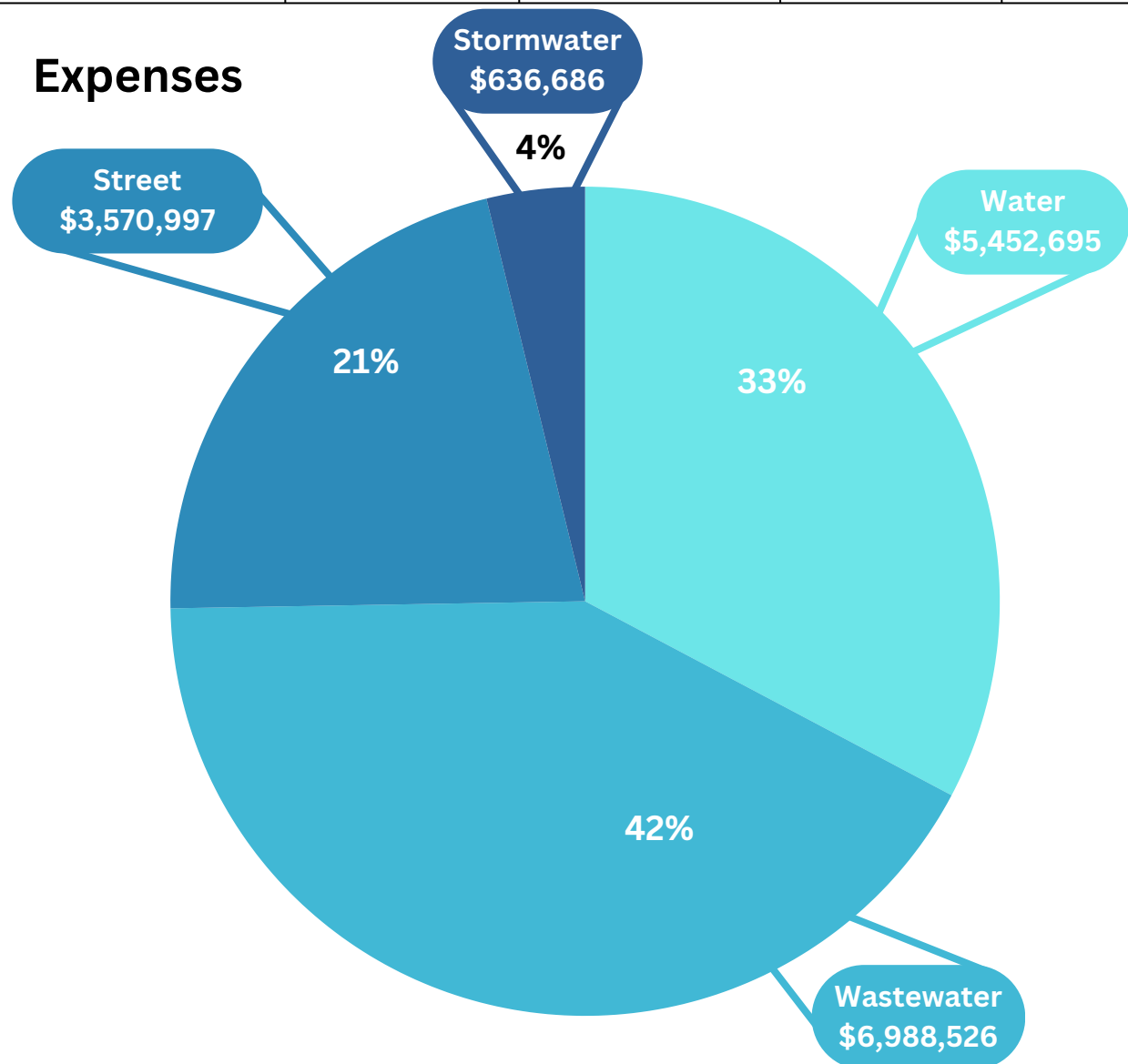
Category	Water	Wastewater	Street	Stormwater
Taxes - Property	\$ -	\$ -	\$2,174,000	\$ -
Licenses Permits & Fees	\$ -	\$ -	\$ -	\$20,000
Sale of Services	\$4,638,785	\$5,790,000	\$ -	\$304,800
Misc Revenue	\$5,000	\$53,675	\$1,500	\$ -
Intergovernmental Tsfrs	\$724,500	\$1,069,500	\$2,034,860	\$ -
Reimbursement	\$50,000	\$50,000	\$ -	\$ -
Total	\$5,418,285	\$6,963,175	\$4,210,360	\$324,800

Revenues



Public Works Expenses By Department

Category	Water	Wastewater	Street	Stormwater
Personnel Expense	\$1,633,049	\$2,463,234	\$1,751,141	\$525,553
Building & Grounds	\$141,024	\$726,208	\$231,090	\$4,512
Vehicle Expense	\$113,781	\$253,769	\$250,477	\$27,020
Supply Expense	\$1,607,500	\$870,000	\$473,996	\$25,400
Operations Expense	\$503,200	\$89,200	\$96,000	\$13,200
Professional Services	\$287,650	\$245,150	\$493,500	\$41,000
Misc Expense	\$36,534	\$49,534	\$24,776	\$ -
Intergovernmental Tsfr	\$187,500	\$339,500	\$ -	\$ -
Bond Expense	\$43,002	\$49,001	\$ -	\$ -
Fixed Assets	\$832,001	\$1,813,015	\$250,017	\$1
Interest Expense	\$67,455	\$89,915	\$ -	\$ -
Total	\$5,452,695	\$6,988,526	\$3,570,997	636,686





City of Bryant 2025 Budget in Brief

Prepared By:

City of Bryant Finance Department

Joy Black

Director of Finance

Nichole Manley

Purchasing Manager

Crystal Winkler

Finance Coordinator I

Tabatha Koder

Accounts Payable Tech



Purchasing Policy

CITY OF BRYANT, ARKANSAS

Table of Contents

Scope.....	2
Purchasing Responsibility	2
Purchasing Rules	2
Departmental Authorized Purchasing Agents	3
Purchase Orders.....	3
Solicitations and Bid Documents	3
Credit Card Policy.....	3
Purchase Categories.....	3
Petty Cash	4
Minor Purchases	4
Moderate Purchases	4
Large Purchases	5
Annual Contracts.....	5
Sole Source Items.....	5
Insurance.....	5
Public Works Projects	6
Professional Services Contracts	6
Purchasing Cooperatives.....	6
Standards of Conduct.....	6
Conflict of Interest	6
Prohibition against gratuity and contingent fees	6
Disciplinary Action	7
Purchasing Standards.....	7
Contract Review and Change Orders	7
Terms and Conditions	7
Payment Verification	7
Appendix A	8
Purchasing Levels of Authority Chart.....	8
Appendix B Debarred Lists.....	8
Appendix C	9
Accounts Payable/Requisition/Purchase Order Quick Reference Guide... Error! Bookmark not defined.	
Appendix D.....	11

Credit Card Policy	11
Allowable Purchases	13
Prohibited Transactions	13

Scope

The City of Bryant has put into place a purchasing policy to promote compliance with the financial integrity provisions of the Arkansas Code Annotated. This document reflects those procedures which assure sound accounting practices while making purchases for the City of Bryant.

As a municipality, the City of Bryant has an established system of internal control that provides reasonable assurance that objectives have been achieved in: 1) the effectiveness and efficiency of operations, 2) the reliability of financial reporting and 3) compliance with applicable laws and regulations. The City of Bryant also has established an effective anti-fraud program that: 1) creates a culture of honesty, 2) evaluates the risks of fraud and implements the processes, procedures and controls needed to mitigate those risks and 3) develops an appropriate oversight process. It is the policy of the City of Bryant, to the extent that is reasonable, to conduct its contracting affairs in an open, competitive manner.

These policies established by the City of Bryant apply to all departments and its employees within the City of Bryant.

Purchasing Responsibility

The Mayor or the Mayor's duly authorized representative shall have exclusive power and responsibility to make purchases under **the State Statute limit as set by ACA 14-58-303** of all supplies, apparatus, equipment, materials, and other things requisite for public purposes in and for the City of Bryant and to make all necessary contracts for work or labor to be done or material or other necessary things to be furnished for the benefit of the City of Bryant, or in carrying out any work or undertaking of a public nature therein.

Purchasing Rules

All purchases shall be done in conformity with the following provisions:

1. Purchase in such a manner as to ensure that the expenditure of public funds will secure for the taxpayers of the City of Bryant the most public good for the least possible cost.
2. Treat each vendor on an equal basis with all others in the consideration of his or her product and give each vendor or prospective vendor a fair and open opportunity for the business.

3. To buy in Bryant whenever possible and reasonable as this assist with sales tax.
4. All purchases of materials, supplies, equipment, or services shall be budgeted and/or approved by the city council prior to any purchase or expenditure.
5. Each department will designate authorized purchasing agents whose responsibility will be to submit the proper paperwork for purchase orders.

Departmental Authorized Purchasing Agents

The city of Bryant will provide leadership and assistance to all departments in the acquisition of materials, supplies, equipment, or services as well as the disposal of surplus property and equipment. Each department will designate authorized purchasing agents whose responsibility will be to submit the proper paperwork for purchase orders.

Purchase Orders

All departments within the city of Bryant will issue purchase orders on all purchases. All purchase Orders over \$500 for non-credit card purchases will require approval by the Finance Director. \$5000 quote rules apply per line item not by purchase order total. All invoices submitted to the Finance Department will require a received purchase order number before payment will be made unless under contract.

See Appendix C

Solicitations and Bid Documents

Solicitations and bid documents shall include a clear and accurate description of the material, supply, equipment, or service desired including the qualitative nature and minimum essential characteristics and standards to which the material, supply, equipment, or service must conform, the requirements that offerors must fulfill and the factors to be used in evaluating bids or proposals. Competitive procurements shall not contain features that unduly restrict competition. The city of Bryant shall review proposed procurements to ensure the avoidance of unnecessary or duplicate items that solicitations are either consolidated or broker out as necessary to obtain the most economical purchase for the city of Bryant.

Credit Card Policy

See Appendix D

Purchase Categories

Petty Cash

The following departments may maintain petty cash for any item(s) required for official use and whenever the total amount of the purchases including taxes and freight does not exceed their department approval amount. Purchase orders for petty cash are only required when replenishing petty cash funds, expenditures from the petty cash fund do not require a purchase order.

Department	Does not exceed
Water	\$10

Receipts from petty cash fund expenditures must be submitted or scanned when requesting to replenish the fund. Cash drawer amounts are as follows: \$200 for Code and Animal departments, \$300 for both Courts and Parks Departments and \$600 for the Water Billing Division.

Minor Purchases

A department's authorized purchasing agent may create a purchase order for approval for purchases of materials, supplies, equipment, or services not purchased with petty cash and costing up to \$5,000 without receiving competitive quotes. The authorized purchasing agent will ensure that purchases are a legitimate expense for the city of Bryant, budgeted funds are available, and the materials, supplies, equipment, and services are to be used solely and exclusively by and for the city. Items over \$5000 require quotes based on a purchase order line not by purchase order total.

Moderate Purchases

A department's authorized purchasing agent may create a purchase order for approval for purchases of materials, supplies, equipment, or services costing more than \$5,000 but less than **the State Statute limit as set by ACA 14-58-303** only after first securing 2 competitive written or electronic quotes, **quotes by phone are not allowed**. Each quote must include the following: Vendor name, address, phone number, date and price quoted. This information must be placed into the purchase order and the department is required to maintain records of quotes for four years. The authorized purchasing agent will ensure that purchases are a legitimate expense for the city of Bryant, budget funds are available, and the materials, supplies, equipment, services are to be used solely and exclusively by and for the city.

Large Purchases

When purchasing materials, supplies, equipment, or services costing over **the State Statute limit as set by ACA 14-58-303** the city of Bryant shall invite competitive bidding on the purpose or contract by legal advertisement in a local newspaper published and having a general circulation in Bryant once a week for two consecutive weeks prior to the bid opening, **under A.C.A. 14-58-303**. Bids received pursuant to the advertisement shall be opened and read on the date set for receiving the bids in the presence of the Mayor or the Mayor's authorized representative.

The city of Bryant may waive the requirements of competitive bidding in exceptional situations where this procedure is deemed not feasible or practical or as provided under **A.C.A. 14-58-104**.

Permission to waive the requirements of competitive bidding must be obtained by City Council via ordinance or resolution.

Annual Contracts

Where materials, supplies, equipment, or services are used by multiple departments of the city of Bryant or on a regular or recurring basis rendering it impractical to conduct a procurement process each time the item is needed, the Mayor's office (or Mayor appointee) may conduct a procurement process for an annual contract based on the annual expenditure for the material, supply, or service. **All contracts require the Mayor's signature before being valid.**

Sole Source Items

Where materials, supplies, equipment, or services are used by the city of Bryant and are exclusively available from a single vendor or manufacturer and for which no substitute item is practical or feasible, departments may conduct a sole source procurement for the items. The requesting department shall submit in writing a justification including: copy of the proposed requisition, why the service is needed, and the methods used to determine that a lack of responsive competition exists, and why the service is unique or not available from other sources. This information must be provided in the purchase order. The purchasing agent in the department that requested the sole source procurement must keep the sole source justification for four years after receiving approval.

Insurance

The procurement of all types of insurance shall be accomplished in accordance with the requirement of this ordinance as outlined in the annual contracts section except where it has already been determined that self-insurance through the Arkansas Municipal League, etc. is a better long-term solution.

Public Works Projects

Construction, repair, or improvement contracts for the city of Bryant will be awarded pursuant to the requirements of [A.C.A. 22-9-203—204](#) and all applicable state and federal regulations.

Professional Services Contracts

Where professional, legal, architectural, engineering, construction, management, and land surveyor consulting services are used by the city of Bryant in accordance with [A.C.A. 19-11-801](#). Other similar consulting services are hereby added as “professional services” and may also be procured pursuant to [A.C.A. 19-11-801](#). For purposes of this paragraph, other consulting services means services provided by members of a recognized profession or possessing a special skill of an advisory nature supporting policy development, decision making, administration or management of general governmental operations.

Purchasing Cooperatives

Purchasing Cooperatives as allowed in [A.C.A. 19-11-249](#), may be utilized by the City of Bryant for the procurement of goods and services if deemed in the best interest of the city of Bryant.

Standards of Conduct

Conflict of Interest

No city employee, officer, agent, or city council member or immediate family member of any such person shall participate in the selection, award, or administration of a procurement or contract if a conflict of interest, real or apparent would be involved except as may be permitted by ordinance of the city council members pursuant to [A.C.A. 14-42-107](#). Such a conflict would arise when any of the following has a financial or other interest in the firm selected for award: the employee, officer, agent or city council member; any member of his/her immediate family; or his/her business partner; or an organization that employs, or is about to employ, any of the above.

Prohibition against gratuity and contingent fees

The officers, employees, city council members, or agents of the city shall neither solicit nor accept gratuities, favors or anything of monetary value from contractors, potential contractors or parties to sub-agreements. Provided, however, that unsolicited promotional items of nominal intrinsic value and minimal meal costs incurred as a result of business meetings with contractors are hereby exempt. Said promotional items may

not exceed twenty-five dollars (\$25) per item and said meals may not exceed the General Services Administration (GSA) per diem rate per meal.

Disciplinary Action

Appropriate disciplinary action shall be taken by the Mayor for any violation of these standards of conduct.

Purchasing Standards

Contract Review

All contracts, regardless of the amount, and contract amendments shall be reviewed by the City Attorney **prior to execution** and will be checked against the state and federal debarred list. See Appendix B

Signed contracts and contract amendments will then be given to the City Clerk for record retention.

Change Orders – if change orders exceed 25% of the original contract amount (**or Requisition/Purchase Order amounts**) and the original contract amount exceeds **the State Statute limit as set by ACA 14-58-303** and came to Council then the change order must be brought back to Council as well.

Terms and Conditions

All contracts and contract amendments shall include standard terms and conditions for purchases.

Payment Verification

All invoices submitted for payment shall be audited for accuracy and correctness including submission of complete documentation supporting the invoiced amount by using the receiving process for purchase orders. Prior to approval for payment, invoices shall be reviewed for verification that all work performed as invoiced: that all products and services were received or provided as invoiced; and that the contract terms and conditions were met. Once a purchase order has been approved and received within the system payment is approved.

Appendix A

Purchasing Levels of Authority Chart

Purchasing Levels of Authority Chart				
Source Selection	Level	Purchasing Method	PO Required	Approval Authority
Petty Cash	Under \$100	direct purchase	No	Dept Head
Direct Purchases	Under \$500	direct purchase	Yes	Dept Head
Minor Purchases	\$500 - \$5,000	direct purchase	Yes	Dept Head, Finance Director
Moderate Purchases	\$5,000 - the State Statute limit as set by ACA 14-58-303	2 written or electronic competitive quotes	Yes	Dept Head, Finance Director
Large Procurements	Over \$35,000	Formal advertised bids	Yes	Council Approved
Annual Contract, Insurance, Public Works Projects, Professional Services Contracts	Any Amount	Formal advertised bids	Yes - blanket for 12 months and \$ limit	Council Approved via budget each year

Beginning January 1, 2025, and on each January 1 at subsequent five-year intervals, the amount for large procurements will be subject to a percentage increase that will be provided by the Arkansas Department of Finance and Administration.

Appendix B

State Debarred and Suspension List

<https://www.transform.ar.gov/procurement/agencies/laws-and-guidelines/state-suspended-debarred-vendor-list/>

Secretary of State

https://www.sos.arkansas.gov/corps/search_all.php

Federal Debarred and Suspension List

<https://www.sam.gov/SAM/pages/public/searchRecords/search.jsf>

Appendix C

Accounts Payable/Requisition Purchase Order Quick Reference Guide

Vendors

Before requesting set up of a new vendor in Tyler **make sure there is not a vendor already in Tyler who can provide the service or supply you are needing.** Check to see who the City ordered from the previous year. If not then acquire a **legible** W9 and send it in email to AP. AP will then send you back a new vendor number. Credit applications, when needed, must be completed and then signed by the Mayor or the Finance Director. No orders can be made till all steps are completed. **There are MISC vendor numbers for select purposes if you think you might NEED to use one of these contact the Finance Director to discuss it.**

Purchase Orders

A Purchase Order followed by a check payment is always preferred over credit card use. Cards cannot be used for capital items (GL accounts beginning with 58xx). **Only REFUNDS within the same calendar year can be taken from a revenue line (4XXX).** Credit card receipts must be presented to the departmental CC processing individual within 24 hours of use. In the case of travel, turn receipts in within 24 hours of return.

All invoices received from vendors must contain a PO Number. If not, contact them and explain this is a requirement.

All invoices/statements from vendors should be addressed to Accounts Payable, 210 SW 3rd Street . **In certain instances approved by Finance POs may have a department listed as the invoice address, see Exceptions Listing.**

When Entering POs in Tyler always use the "Quantities" field. For example, if you order 17 items, two of which were broken during shipping, you can "Receive" in Tyler what arrived in working order and dispute the damaged/missing items and request replacements. If payment is made for damaged/missing items, leverage to dispute is lost. Note Receiving is no longer mandatory for payment in Tyler the way it was in Springbrook.

It is vital that Requisition Descriptions are detailed for our Approvers, Reviewers, and the Auditors. If you are an Approver do not approve a Requisition that is missing the required information (see below). It must be obvious what you are buying, for whom, from whom and why. **You do not need to list the Vendor anywhere as a Description. It is listed elsewhere and is redundant!**

Notes Required in Requisitions Descriptions (at a minimum all Requisitions must have a Requisitions Description filled in)

Last five Digits of the **VIN #'s** for a City owned piece of equipment or vehicle. If it is not city owned justify why we are responsible for payment.

Postage - as stated above clearly state what we mailed, where and why it was a City expense.

Clothing purchases MUST include one of the following. **Do not** abbreviate. Immediately following the name of the purchase, i.e. pants, shirts, hats, boots, anything paid out of a Uniform line 5055 or 5057

"To be Property of the City of Bryant. To be inventoried and tagged by the dept." If the PO is to come to Finance first

If the item is to be the Property of the Employee and therefore a taxable benefit to the Employee then it will need to come to Finance via HR/Payroll not through the regular PO Process. Any POs referencing this should be rejected by any approvers and the PO creators instructed to reach out to HR instead.

Travel and Training - List who it was for, where they are going and why and what dates they attended. **Fill out, have signed by the supervisor (the Mayor in the case of Department Heads) and turn into AP the Travel Permission Form on the intranet for any Reimbursement Requests. Need to get with Jordan and get it added**

again. Who has it in Excel?

Capital Assets

Do not hit a GL account starting with a 58XX unless the item is valued over \$5000(with the exception of any purchase that requires licensing) and will last more than two years, per Capital Asset Policy set forth by Council. Hitting a GL Account beginning with a 58XX is signaling to Finance that you want to capitalize this item and account for it in future years. If you have any questions about whether or not something is capital please call or email the Finance Director, 501-943-0318, jblack@cityofbryant.com.

Quotes - on all items over \$5,000 you must obtain 2 like quotes (make sure to include taxes and Freight) - list where you got the quotes, what they were, which one was selected and why (if it was not low bid). **Departments are responsible for keeping the QUOTE support paperwork for a minimum of 4 years for the Audit and they should be attached in Tyler (add QA at the front of the Requisition Description for "Quotes Attached")**. If an item is SOLE SOURCE please list that first on the Requisition Description and be prepared to support your determination of SOLE SOURCE (add SS at the front of the Requisition Description) to the Auditors. Attach the SOLE SOURCE memo from a Distributor to the Requisition Paperwork in Tyler. SINGLE SOURCE is defined here as "best performing for the current City systems, usage, or services. If using SINGLE SOURCE instead of obtaining quotes the vendor needs to be listed as such in the Budget Book approved by Council annually. If using State Bid Pricing add a SB to the front of your Requisition Description. If using a Cooperative Purchasing agreement add CP at the front of your Requisition Description. If using the Mayor's approval to by pass the \$5K quote requirement add an MA before your Requisition Description.

Appendix D

Credit Card Policy

Page 1 of 2 - City of Bryant, AR City Credit Cards Policy

The city has obtained city credit Cards to provide City employees with a method of payment for certain City business (Default for a city purchase should be through the normal PO process if a Credit Card is used instead there needs to be a reason ie. Emergency, time savings, on line, etc.). Certain full time employees are eligible to use City Credit Cards (Part time employees must be given special permission by the Dept Head in writing). Cards will not automatically be issued; Issuance will depend on the demonstration of need for the use of the card.

All receipts substantiating the use of City Credit Cards are due to the Department Credit Card Administrators within 24 hours of use of the card. If the City Credit Cards are used while on approved City Travel or Training, then receipts are due within 24 hours of return from the Travel.

Monthly all items supporting items paid for on a City Credit Card are required to be turned into the Finance Department (typically electronically via scanning into the GL software), typically by the third business day of the following month. Supporting items must include but are not limited to

- (1) the date of each purchase
- (2) the name, address, email and phone number of the vendor from whom the purchase was made (these should be on the W9)
- (3) the Purchase Order approved for the purchase including a Description of the City Purpose of what was purchased
- (4) the receipt from the vendor of the purchase.

The City Credit Cards are the property of the City and must be returned to the Finance Department upon separation from employment (including administrative leave or suspension) with the City of Bryant, AR or whenever requested by the Finance Department. City Credit Cards must be requested by the Department Head (a minimum of 30 days after the employee's start date) from the Finance Department. The Finance Department assumes that the Department Head and the Human Resources Director have made sure that the Employee for whom a request is being made has that level of monetary authority approved within their "Job Description." It is the responsibility of the Dept Head and the HR Director to assure this before requesting a card from the Finance Department. Card amounts/limits are set by card as noted on page 2 of this document. Finance will default to a limit of \$2500. Justification for an increase from the default must be supplied by the department head.

Employees who are issued a City Credit Card or will be using the Department Card issued (either for temporary or permanent use) will be required to sign a BRYANT CREDIT CARD FORM outlining this policy.

All City of Bryant Credit Cards must be maintained in a secure location. Cardholders shall not permit anyone to use the card assigned to them for any purpose. City Credit Cards may not be used for any personal use at all, no exceptions.

Immediately upon discovering a City Credit Card has been lost or stolen the cardholder is required to call the number on the back of the card (please write this phone number down and keep it somewhere

Page 2 of 2 - City of Bryant, AR City Credit Cards Policy

separate from the card) and report the loss or theft, then immediately email or call the Finance Department and report the loss or theft to them as well.

Possession of a City Credit Card does not by itself constitute authorization to make purchases. Types of payments need to be approved with the Department head prior to card use. And all other city purchasing guidelines must be followed when using the card i.e. Quotes on items over \$5000 (taxes and freight included), public bidding on items over \$35,000, Obtaining a W9 Form from a vendor before buying from that vendor, etc. Four or Five Misc. Vendors exist in the system for Fuel, Hotels, Taxi Cabs/Umber/Transportation and Parking etc. These exist for small unlikely to be used again, possibly out of state vendors where the City 1099 Requirement for a W9 will not be met within one calendar year per the IRS. Please call or email if you have questions about using one of these Misc. Vendors for a specific instance.

City Credit Cards may not be used to purchase Capital Items (items which cost over \$5000 and will have a life of more than two years per Council Policy). These Capital Items are indicated by beginning with a 58XX account in the General Ledger.

City Credit Cards may not be used to purchase items that will be paid out of a City IT line unless the IT Credit Card is used.

This policy was drafted and approved by Council at the July 27, 2021 Council meeting. It supersedes and replaces any previously related policies.

BRYANT CREDIT CARD FORM

As a user of a City of Bryant City Credit Card I understand what is required of me in order to continue to have access to the credit card (outlined on page 1 and 2 of this Policy). I understand that if I do not comply, that I may be held personally financially responsible and that I may lose my purchasing privileges and/or be subject to disciplinary action. I understand that any balance for which I am personally financially responsible might be withheld from my future payroll from the City of Bryant as a condition of my employment.

_____	_____	_____	_____
Signature	Printed Employee Name	Dept Head Signature	Date
_ \$ _____			

Dept Head Requested Card Amount (This field cannot be left blank. It must contain a minimum of \$2500 (\$30,000 annually) or higher if deemed necessary by the Dept Head.

Allowable Purchases

Credit cards may be used for the following purposes only, subject to pre-approval:

- To confirm hotel reservations under the City policy concerning travel
- To pay hotel charges under the City policy concerning travel
- To pay for allowable meal charges under the City policy concerning travel
- Parking and shuttle fees
- Car rental under the City policy concerning travel
- Air fare under the City policy concerning travel
- The purchase of training materials at conference and seminars
- Gas purchases when traveling, only if the employee is not using their personal vehicle and receiving or seeking to receive the standard mileage rate reimbursement
- Internet orders for specific City business purchases only
- Retail purchases for specific City business purchases only

Prohibited Transactions

The City credit card shall not be used for the following purchases:

- In town-meals without a proven business such as a City hosted event.
- Purchases which were incurred before receiving required approval.
- Purchase of items for personal or non-City use, regardless of whether the employee intends to reimburse the City or Regions Bank for the amount of the purchase.
- Purchase of items in violation of the City's travel policy.
- Use of the credit card for cash advances.
- Exceeding the credit card limit.
- Failure to return the credit card when an employee is separated from employment or when requested to do so by the Mayor, Department Head, or Finance Director.
- Failure to turn in parking slips, receipts or other back- up documentation to the Finance Department within 3 business days of statement availability date for the purpose of establishing accountable reconciliation procedures.
- No show charges for hotels and car rentals.
- First or business class airfare upgrades.
- Gifts to friends or relatives in lieu of meals and lodging.
- Life travel accident insurance premiums.
- Parking fines and traffic tickets.
- Personal care items.
- Clothing and clothing rental.
- Laundry, valet, or dry-cleaning charges.
- Personal entertainment such as, but not inclusive to, hotel room movies, newspapers, magazines, health club facilities, etc.
- Repairs or towing of personal vehicles.

- Babysitting/pet sitting
- Expense for travel companions
- Mini-bar refreshments or other snacks in addition to the meal reimbursement
- Alcohol
- Basic monthly charges for personal cell phones
- Home internet service charges
- Any “Non- City of Bryant Related” business, services or purchases.

**AFFIDAVIT OF:
JACK MOSELEY
And TABATHA KODER
DESTRUCTION OF CITY RECORDS PER A.C.A 14-59-114**

STATE OF ARKANSAS

COUNTY OF SALINE

Before the undersigned, duly qualified, commissioned, and acting in and for said County and State, appeared **Jack Moseley**, City Council Member, Ward 4, Position 1, and **Tabatha Koder**, City of Bryant employee, satisfactorily proven to be the affiants herein, who state the following under oath:

I Jack Moseley am City Council Member, representing Ward 4, Position 1 for the City of Bryant.

I, Tabatha Koder, am a City of Bryant City employee.

I, Tabatha Koder T.K. (initials) and Jack Moseley JCM (initials), am providing this affidavit based upon my personal experience and observation and in accordance with Arkansas Code Annotated § 14-59-114, and pursuant to the City of Bryant Record Retention and Destruction Policy as adopted by City Council Resolution 2015-05.

I was personally present for the transfer of certain documents, identified in the attached Exhibit "A" prepared by the City of Bryant Departments Listed, and approved to be destroyed by Ordinance 2024-14, approved on September 24, 2024, to *Gone for Good Shredding*, of 9720 N. Rodney Parham Road, Little Rock, Arkansas, 72227

I, Tabatha Koder T.K. (initials) and Jack Moseley JCM (initials), met the representative of *Gone for Good Shredding* at the City of Bryant City Hall, on October 25, 2024, where 74 boxes of city records, as identified in the attached Exhibit "A", were provided to the representative for destruction in accordance with *Gone for Good Shredding* policy and practice.

IN WITNESS WHEREOF, I hereunto set my hand this 25th day of October 2024.

Jack Moseley
Jack Moseley

SUBSCRIBED AND SWORN to before me this 25 day of October, 2024.

Crystal L. Winkler
Notary Public



My commission expires:

3-10-2030

-AND-

Tabatha Koder
Tabatha Koder

SUBSCRIBED AND SWORN to before me this 25 day of October, 2024.


Crystal L. Winkler
Notary Public



My commission expires:

3-10-2030

CITY OF BRYANT, AR
Records Storage Inventory Sheets
2024

Date 9-18-24 Finance Department / Water Department / Animal Control / Courts
 Department Head: 

The above Department Head requests that the following below described records be certified to the Council for destruction. The Department Head further states that these records have exceeded all retention dates and are no longer needed by this department or the City of Bryant.

Records Series Number	Description of Contents	Misc Info	Binder	Box	Dept	Initials
1F	2013 & Prior Capital Assets (Disposed)			X	Finance	CLW
2F	Old W-9's			X	Finance	CLW
3F	Old Incode Misc Information(prior to Springbrook)			X	Finance	CLW
4F	Parks Misc Cash Receipts			X	Finance	CLW
5F	2000 Financials Monthly Reports - copies			X	Finance	CLW
6F	2012 Financials Monthly Reports - copies			X	Finance	CLW
7F	Old W-9's			X	Finance	CLW
8F	Old Misc Forms Notes Etc (prior employee)			X	Finance	CLW
9F	2018 Misc Cash Receipts			X	Finance	CLW
10F	2018-2019 Pcard Statements			X	Finance	CLW
11F	2016 Misc cash receipts			X	Finance	CLW
12F	Disposted Assets Prior to 2015			X	Finance	CLW
1W	2010/2011 Water applications			X	Water Billing	AS
2W	2012 Water applications			X	Water Billing	AS
3W	2012 Water applications			X	Water Billing	AS
4W	1995-2011 cash receipts			X	Water Billing	AS
5W	1998-2012 AML Inspections			X	Water Billing	AS
6W	2012 Water applications			X	Water Billing	AS
7W	2008-2011 Proof of publications			X	Water Billing	AS
8W	2010-2011 New customers			X	Water Billing	AS
1AC	2007 Adoption applications			X	Animal Control	TP
2AC	2010 Animal records			X	Animal Control	TP
3AC	2008 Animal records			X	Animal Control	TP
4AC	2011 Animal records			X	Animal Control	TP
5AC	2007 Animal records			X	Animal Control	TP
6AC	2011 Animal records			X	Animal Control	TP
7AC	2005-2007 & 2011 Animal records			X	Animal Control	TP
8AC	2006 Animal records			X	Animal Control	TP
9AC	2010 Animal records 2013 Licenses			X	Animal Control	TP
10AC	2005 Animal records			X	Animal Control	TP
11AC	2011 Visitor logs - 2006-2011 Licenses			X	Animal Control	TP
12AC	2007-2008 Incident reports/licenses			X	Animal Control	TP
13AC	2008-2009 Licenses / Animal records			X	Animal Control	TP
14AC	2011-2012 Incident reports			X	Animal Control	TP
15AC	2007-2009 Daily logs			X	Animal Control	TP
16AC	2015-2017 Animal records			X	Animal Control	TP
17AC	2009 Animal records			X	Animal Control	TP
18AC	2012 Animal records			X	Animal Control	TP
19AC	2005-2006 Animal records			X	Animal Control	TP
20AC	2009 Animal records			X	Animal Control	TP

Finance Department / Water Department / Animal Control / Courts
Department Head: Deborah

Department Head

[illegible]

PO# 202405299



GONE FOR GOOD

A Division of



DOCUMENT DESTRUCTION

Secure Destruction Service/Purge Agreement

Date: 10/3/2024

Client: City of Bryant

Address: 210 SW 3rd st., Bryant, AR

Phone: (501)943-0316

Contact: Crystal Winkler

Email: Clwinkler@cityofbryant.com

Gone for Good Document Destruction, a business unit of United Cerebral Palsy of Arkansas, transports and destroys media containing confidential information. City of Bryant has generated paper containing confidential information, which it deems necessary to have destroyed by shredding.

Gone For Good Document Destruction will pick up boxes that contain confidential information at no cost to City of Bryant. **The material will be picked up and secured on location.** The material, secured and transported, will remain the property of Gone For Good Document Destruction and will be securely weighed and staged for shredding under 24 hour CCTV at the Gone For Good Document Destruction secure facility at no cost to City of Bryant. The confidential material will be destroyed within 24 hours.

City of Bryant is responsible for placing the confidential materials into boxes or bags in which Gone For Good Document Destruction will collect, secure and transport the material to its NAID Certified secure destruction facility. All material will be destroyed according to NAID standard operating procedures. Invoice will be sent via email, along with a signed "Certification of Destruction" upon completion of destruction.

Destruction charges: City of Bryant will be charged a fee of **\$6.00 per standard bankers box and \$8.00 per Legal sized bankers box of material** There is no charge for recycling paper. There are no pickup fees, fuel charges or additional surcharges.

Bailey Frederick
Sales and Marketing
UCP of Arkansas

d/b/a Gone For Good Document Destruction



Signature

10-25-24

Date

Print Name



GONE FOR GOOD
NAJD AAA CERTIFIED

Gone for Good Shredding
9720 N. Rodney Parham Rd. · Little Rock, AR 72227
(501) 228-3827 Service
(501) 228-3815 Billing/Payment

Fri Oct 25, 2024

next: 11/8/2024

Off-Site

Ticket # 57788

City of Bryant
Municipal Building-City Hall
210 SW. 3rd St.
Bryant, AR 72022

Contacts
Joy Black (501)943-0318

Directions

Special Instructions

74 BOXES

Routine Instructions

(3) Total Consoles- enter building then to the left
1 console located by front desk-copy room
1 console located up front in conference room
1 console located down hall way-take a right (by copier)

Room	Description	Container	Service Item	Qty	Actual
	Boxes (count)		Boxes (count)	0.00	
	Weight		Weight	0.00	
Time In:	Time Out:	Driver:	Quantity: +/-		
<u>Service / Comments</u>					

Gone for Good Shredding hereby certifies that the materials received on the above date will be confidentially handled and destroyed and that the shredded material will then be recycled. A certificate of destruction will be included on your invoice.

X

[illegible]

Capital Purchases - 2024						Actual Purchase Price												
Department	Project/Purchase	Approved Amount	PO Number	Resolution Number	Resolution Date	January	February	March	April	May	June	July	August	September	October	November	December	
	PS # 20 Force Main Realignment	\$ 386.08	2023004349-R1	Res 2024.03	1/30/2024													
	Wastewater Master Plan	\$ 205,563.64	2023001972-R1	Res 2024.03	1/30/2024		\$ 18,473.69	\$ 29,165.73			\$ 18,411.99	\$ 44,555.42		\$ 36,384.90	\$ 12,200.00			
	2022 Rainfall Dashboard Spillway Monitoring	\$ 20,479.78	2023001322-R1	Res 2024.03	1/30/2024			\$ 2,672.87	\$ 2,125.00	\$ 2,333.74	\$ 3,264.74	\$ 6,917.46		\$ 2,828.00	\$ 3,020.00			
	CAO SSES Unmonitores N & S Basins	\$ 14,100.14	2022006361-R2	Res 2024.03	1/30/2024													
	Shobe Road San Sewer Imp Survey Task # 4	\$ 237,906.80	2022006051-R2	Res 2024.03	1/30/2024													
	Continued Services ARNC Lea Circle	\$ 20,727.00	2023005935-R1	Res 2024.03	1/30/2024		\$ 1,938.00				\$ 7,018.00	\$ 6,249.00						
	Replace aeration membrans in basins	\$ 21,873.76	2022005377-R2	Res 2024.03	1/30/2024													
	Romac Saddles for WW Service tie-ins	\$ 5,274.00	2024001240	***	***		\$ 5,274.00			*Sales Tax & Shipping								
	Emergency purchase for WWTP	\$ 54,512.17	2023005926-R1	Res 2024.03	1/30/2024					\$ 63,220.03								
	Easement acqstion for Lea Circle Sewer	\$ 3,000.00	2024002186	Res 2024.13	3/26/2024													
	WSAC Rate Study	\$ 29,740.00	2024003561	Approved	6/25/2024											\$ 8,230.00		
	Coding of Manholes per WW Specs	\$ 12,433.46	2024002953	***	***								\$ 11,566.46					
	Powerflex air cool AC Drive	\$ 20,337.86	2024002959	***	***													
	Sage Creek Gravity Sewer Emergency Repair - 1500 Pipe	\$ 29,270.70	2024003983	***	***										\$ 29,660.98			
	Sage Creek Gravity Sewer Emergency Repair - Equipment Rental	\$ 14,056.05	2024003985	***	***											\$ 13,970.52		
	Sage Creek Gravity Sewer Emergency Repair - Pipe fusing machine rent	\$ 7,425.00	2024003986	***	***											\$ 8,158.22		
	Sage Creek Gravity Sewer Emergency Repair - Bypass pump rental	\$ 3,082.00	2024004061	***	***											\$ 3,347.82		
	Sage Creek Gravity Sewer Emergency Repair - Bypass pump rental	\$ 2,568.34	2024004253	***	***									\$ 2,568.34				
	Sage Creek Gravity Sewer Emergency Repair 2 Generators	\$ 6,150.80	2024004694	***	***											\$ 6,150.80		
	Sage Creek Bypass pump rental	\$ 4,000.00	2024005210	***	***													
	Sage Creek rental unit for 10/1 thru 11/1	\$ 6,254.63	2024005482	***	***													
	WWTP Emergency Repair - Replace VFD Keasar Blower	\$ 20,337.86	2024004102	***	***											\$ 20,337.86		
	Removal & resetting of CT cabinet - Emergency Repair	\$ 10,943.82	2024002769	***	***								\$ 10,943.82					
	Weld & Assembled Pipe for Pipe gallery WWTP -Header for Blower	\$ 24,993.08	2024003804	***	***								\$ 24,993.08					
	Weld & Assembled Pipe for Pipe gallery WWTP -Header for Blower	\$ 6,820.11	2024003852	***	***								\$ 6,820.11					
	Replace motor of EQ aeration	\$ 7,750.00	2024003099	***	***									\$ 7,750.00				
	Pipe and fitting cost and supplies	\$ 33,213.44	2024003472	***	***									\$ 33,213.44				
	Sandblast and epoxy header for blower - WWTP	\$ 6,380.00	2024004367	***	***										\$ 6,380.00			
	Repair/Replace LS 24 DEPR	\$ 20,000.00	2024004458	***	***													
	Repair/Replace LS 18 DEPR	\$ 20,000.00	2024004459	***	***													
	Repair/Replace LS 19 DEPR	\$ 20,000.00	2024004460	***	***													
	Repair/Replace BPS Chlorinator DEPR	\$ 35,000.00	2024004461	***	***													
	Electrical work for WWTP blower/piping project	\$ 33,591.65	2024004621	***	***										\$ 33,591.65			
	Springhill Gravity Sewer Porjuct Engineering	\$ 34,000.00	2024005213	Res 2024.16	4/30/2024													
		Carried over from 2023 Total	\$ 1,011,187.37															
		2024 Budget Approved Total	\$ 1,288,570.37															
	Street	2024 Ram 2500 (carry over from 2023) # 11965	\$ 62,000.00	2023005802 - R1	Res 2024.03	1/30/2024	\$ 35,163.00											
		Outfitting 24 Dodge Ram # 11965	\$ 8,915.38	2024000884	Res 2024.03	1/30/2024												
		2024 Ram 2500 (carry over from 2023) # 11961	\$ 62,000.00	2023005083 - R1	Res 2024.03	1/30/2024	\$ 41,163.00											
		Outfitting 24 Dodge Ram # 11961	\$ 12,331.14	2024000880	Res 2024.03	1/30/2024		\$ 12,331.14										
		Outfitting 2023 Ram # 57280	\$ 693.59	2024000892	Res 2023.31	12/19/2024												
		Outfitting 2023 Ram # 59920	\$ 693.59	2024000891	Res 2023.31	12/19/2024		\$ 693.59										
	Jeep Grand Cherokee Vin # 51793	\$ 55,000.00	2024000252	Res 2023-31	12/19/2023				\$ 41,885.00									
	Upfitting Vin # 51793	\$ 3,074.28	2024002192	Res 2023-31	12/19/2023				\$ 3,074.27									
	Jeep Grand Cherokee Vin # 51790	\$ 55,000.00	2024000253	Res 2023-31	12/19/2023				\$ 41,885.00									
	Upfitting Vin # 51790	\$ 3,074.28	2024002188	Res 2023-31	12/19/2023				\$ 3,074.27									
	Jeep Grand Cherokee Vin # 51792	\$ 55,000.00	2024000254	Res 2023-31	12/19/2023				\$ 41,885.00									
	Unpfitting Vin# 51792	\$ 3,074.28	2024002193	Res 2023-31	12/19/2023				\$ 3,074.27									
	Ram 5500 with Salt Dog/plow (trade in 30,000) # 1448	\$ 118,000.00	2024000312	Res 2023-31	12/19/2023			\$ 71,477.00										
	2024 Ram 5500 Upfitting # 18648	\$ 57,549.84	2024000034	Res 2023-31	12/19/2023										\$ 57,549.85			
	Ram 5500 with Utility box - Mechanics truck Asset # 1447	\$ 75,822.31	2024000035	Res 2023-31	12/19/2023			\$ 42,127.00										
	2024 Ram 5500 Outfitting Down payment 2024.02 # 39967	\$ 99,177.69	2024001088	Res 2023-31	12/19/2023		\$ 17,757.00	\$ 39,575.24							\$ 48,975.59			
	2 Ram 2500 4x4 Diesels 85k each # 11964	\$ 85,000.00	2024000039	Res 2023-31	12/19/2023	\$ 36,163.00												
	Outfitting Ram 2500 # 11964	\$ 8,973.96	2024000887	Res 2023-31	12/19/2023		\$ 8,973.96											
	2 Ram 2500 4x4 Diesels 85k each # 11963	\$ 85,000.00	2024000040	Res 2023-31	12/19/2023	\$ 59,163.00												
	Outfitting Ram 2500 # 11963	\$ 6,552.69	2024000889	Res 2023-31	12/19/2023		\$ 6,552.69											
	Springhill/5 Signal BPS and PTZ	\$ 40,000.00		Res 2023-31	12/19/2023													

Capital Purchases - 2024										Actual Purchase Price								
Department	Project/Purchase	Approved Amount	PO Number	Resolution Number	Resolution Date	January	February	March	April	May	June	July	August	September	October	November	December	
	2024 Budget Approved Total	\$ 1,776,674.62			Total Expenditures	\$509,758.44	\$281,970.48	\$438,049.17	\$431,094.09	\$596,217.20	\$716,907.09	\$561,278.20	\$133,814.56	\$222,108.63	\$241,600.10	\$ -	\$ -	

