



Bryant Water and Wastewater Committee

Boswell Municipal Complex - City Hall Conference Room

Date: July 11, 2023 - **Time:** 6:00 PM

Leak Adjustments Review

1. Leak Adjustments

- [WSAC.07.23.pdf](#)

Approval of Minutes

2. June Meeting Unapproved Mins for July

- [June Meet Unapproved Min for July.pdf](#)

Finance Reports

3. April Financial Report

- [05-18-23_april_ending_financial_report.pdf](#)

4. May Financial Report

- [06-13-23_may_ending_financial_report.pdf](#)

Public Comments

Old Business

Public Works

5. LS 20 Suncrest Repair

New Business

Public Works

6. ANRC Offers
7. CAW Infrastructure Fees
8. LeadCast presentation

Projects

9. Saline Regional Public Water Authority Update
10. Sewer Capacity Limiting Projects

CITY OF BRYANT WATER AND WASTEWATER UTILITIES

MONTHLY LEAK ADJUSTMENT REPORT

SUMMARY

Date: July 2023

Total Number of Request for Adjustment	Total Number of Adjustments Approved
Highest Bill Adjusted	Lowest Bill Adjusted
Total Gallons Adjusted	Total Cost of Adjustments

DETAILS

Customer Name	R.N.R Investment	Customer Address	105 NE 3 rd #A
Date Leak Detected by AMI		Date Customer Notified	
Date Leak Started	4.23	Date Leak Repaired	6/23
2 months Amount of Bill:	*1,485.27	Usage:	834
Average Bill:	New Customer	Three Month Average Usage:	20
Adjustment Approved:	Yes <input type="checkbox"/> No <input type="checkbox"/>	Approved By:	
Amount of Adjustment to Sewer Bill:	*687.59	Adjusted Bill Amount:	*797.68
Customer Name	Phuong Ma Phung	Customer Address	3317 Lacross
Date Leak Detected by AMI		Date Customer Notified	
Date Leak Started	6/23	Date Leak Repaired	6/23
1 month Amount of Bill:	*346.66	Usage:	187
Average Bill:	*38.84	Three Month Average Usage:	20
Adjustment Approved:	Yes <input type="checkbox"/> No <input type="checkbox"/>	Approved By:	
Amount of Adjustment to Sewer Bill:	*144.61	Adjusted Bill Amount:	*202.05
Customer Name	Deonna Seals	Customer Address	2408 Canyonwood
Date Leak Detected by AMI		Date Customer Notified	
Date Leak Started	5/23	Date Leak Repaired	5/23
3 months Amount of Bill:	*1918.66	Usage:	1061
Average Bill:	*97.02	Three Month Average Usage:	53
Adjustment Approved:	Yes <input type="checkbox"/> No <input type="checkbox"/>	Approved By:	
Amount of Adjustment to Sewer Bill:	*781.11	Adjusted Bill Amount:	*1,137.55
Customer Name	Chris Golden	Customer Address	8014 Ridgestone
Date Leak Detected by AMI		Date Customer Notified	
Date Leak Started	3/23	Date Leak Repaired	5/23
3 months Amount of Bill:	*649.59	Usage:	616
Average Bill:	*52.46	Three Month Average Usage:	49
Adjustment Approved:	Yes <input type="checkbox"/> No <input type="checkbox"/>	Approved By:	
Amount of Adjustment to Sewer Bill:	*248.79	Adjusted Bill Amount:	*400.80
Customer Name	Tremore Walter	Customer Address	2906 Cyclone
Date Leak Detected by AMI		Date Customer Notified	
Date Leak Started	3/23	Date Leak Repaired	6/23
3 months Amount of Bill:	*674.25	Usage:	369
Average Bill:	*75.4	Three Month Average Usage:	40
Adjustment Approved:	Yes <input type="checkbox"/> No <input type="checkbox"/>	Approved By:	
Amount of Adjustment to Sewer Bill:	*215.60	Adjusted Bill Amount:	*458.65

CITY OF BRYANT WATER AND WASTEWATER UTILITIES

MONTHLY LEAK ADJUSTMENT REPORT

SUMMARY

Date: July 2023

Total Number of Request for Adjustment	Total Number of Adjustments Approved
Highest Bill Adjusted	Lowest Bill Adjusted
Total Gallons Adjusted	Total Cost of Adjustments

DETAILS

Customer Name	William Forcum			Customer Address	2908 Cyclone	
Date Leak Detected by AMI				Date Customer Notified		
Date Leak Started	5/23			Date Leak Repaired	5/23	
3 months Amount of Bill:	\$593.35			Usage:	324	
Average Bill:	\$63. ⁰⁰			Three Month Average Usage:	33	
Adjustment Approved:	Yes	<input type="checkbox"/>	No	Approved By:		
Amount of Adjustment to Sewer Bill:	-194.81			Adjusted Bill Amount:	-398.54	
Customer Name	Michael Suddeth			Customer Address	412 Whirlwind	
Date Leak Detected by AMI				Date Customer Notified		
Date Leak Started	5/23			Date Leak Repaired	6/23	
1 month Amount of Bill:	-1039.37			Usage:	576	
Average Bill:	-39.53			Three Month Average Usage:	20	
Adjustment Approved:	Yes	<input type="checkbox"/>	No	Approved By:		
Amount of Adjustment to Sewer Bill:	-481.48			Adjusted Bill Amount:	-557.89	
Customer Name	Luxury Iron & AP			Customer Address	26044 I-30	
Date Leak Detected by AMI				Date Customer Notified		
Date Leak Started	1/23			Date Leak Repaired	2/23	
2 months Amount of Bill:	-1,952.23			Usage:	1085	
Average Bill:	-42.53			Three Month Average Usage:	20	
Adjustment Approved:	Yes	<input type="checkbox"/>	No	Approved By:		
Amount of Adjustment to Sewer Bill:	-904.95			Adjusted Bill Amount:	-1,047.28	
Customer Name	County and Co Usage			Customer Address	511 County and College	
Date Leak Detected by AMI				Date Customer Notified		
Date Leak Started				Date Leak Repaired	5/23	
1 month Amount of Bill:	-327.51			Usage:	185	
Average Bill:	-39.53			Three Month Average Usage:	20	
Adjustment Approved:	Yes	<input type="checkbox"/>	No	Approved By:		
Amount of Adjustment to Sewer Bill:	-142.88			Adjusted Bill Amount:	-184.63	
Customer Name	Darla Lopez			Customer Address	2903 Birdie Ln	
Date Leak Detected by AMI				Date Customer Notified		
Date Leak Started				Date Leak Repaired	6/23	
3 months Amount of Bill:	-285.84			Usage:	153	
Average Bill:	-39.53			Three Month Average Usage:	20	
Adjustment Approved:	Yes	<input type="checkbox"/>	No	Approved By:		
Amount of Adjustment to Sewer Bill:	-80.50			Adjusted Bill Amount:	-205.34	

CITY OF BRYANT WATER AND WASTEWATER UTILITIES

MONTHLY LEAK ADJUSTMENT REPORT

SUMMARY

Date: July 2023

Total Number of Request for Adjustment	Total Number of Adjustments Approved
Highest Bill Adjusted	Lowest Bill Adjusted
Total Gallons Adjusted	Total Cost of Adjustments

DETAILS

Customer Name	BSFR Property	Customer Address	3507 Stillman Ln
Date Leak Detected by AMI		Date Customer Notified	
Date Leak Started	5/23	Date Leak Repaired	6/23
2 months Amount of Bill:	*422.54	Usage:	231
Average Bill:	*84.50	Three Month Average Usage:	45
Adjustment Approved:	Yes <input type="checkbox"/> No <input type="checkbox"/>	Approved By:	
Amount of Adjustment to Sewer Bill:	*122.10	Adjusted Bill Amount:	*300.44
Customer Name	David Brown	Customer Address	31 Arcadia
Date Leak Detected by AMI		Date Customer Notified	
Date Leak Started	5/23	Date Leak Repaired	6/23
1 month Amount of Bill:	*868.34	Usage:	477
Average Bill:	*49.51	Three Month Average Usage:	30
Adjustment Approved:	Yes <input type="checkbox"/> No <input type="checkbox"/>	Approved By:	
Amount of Adjustment to Sewer Bill:	*387.09	Adjusted Bill Amount:	*481.25
Customer Name	Consepcion De Santiago	Customer Address	801 Amy Cir
Date Leak Detected by AMI		Date Customer Notified	
Date Leak Started		Date Leak Repaired	6/23
3 months Amount of Bill:	*429.68	Usage:	233
Average Bill:	*39.53	Three Month Average Usage:	20
Adjustment Approved:	Yes <input type="checkbox"/> No <input type="checkbox"/>	Approved By:	
Amount of Adjustment to Sewer Bill:	*149.79	Adjusted Bill Amount:	*279.89
Customer Name	Tony Erwin	Customer Address	2207 Corywood
Date Leak Detected by AMI		Date Customer Notified	
Date Leak Started		Date Leak Repaired	4/23
3 months Amount of Bill:	*515.06	Usage:	272
Average Bill:	*66.51	Three Month Average Usage:	35
Adjustment Approved:	Yes <input type="checkbox"/> No <input type="checkbox"/>	Approved By:	
Amount of Adjustment to Sewer Bill:	*144.60	Adjusted Bill Amount:	*370.46
Customer Name		Customer Address	
Date Leak Detected by AMI		Date Customer Notified	
Date Leak Started		Date Leak Repaired	
Amount of Bill:		Usage:	
Average Bill:		Three Month Average Usage:	
Adjustment Approved:	Yes <input type="checkbox"/> No <input type="checkbox"/>	Approved By:	
Amount of Adjustment to Sewer Bill:		Adjusted Bill Amount:	

CITY OF BRYANT WATER AND WASTEWATER UTILITIES
LEAK ADJUSTMENT REQUEST

Date of Request: 6-18-2023 Service Account No.: 001-00147-12
 Customer Name: RNR Investments Home Phone: 479-751-0445
 Service Address: 105 NE 3rd St #A Work Phone: _____
 City: Bryant State, Zip: AR 72022
 Date Leak Detected: _____ Date Repaired: 6/23

Description of Cause of Leak (faucet, toilet, underground, etc.):

Water Line Leaking

Explanation of how leak was repaired: *Attach plumbing invoice or receipts for repair parts*


Sworn Statement:

I _____ swear or affirm that the above and foregoing representations are true and correct to the best of my information, knowledge, and belief.

Signature _____

- You have the right to appeal the Customer Service Manager's decision to the Water and Sewer Advisory Committee (WSAC).
- If you are dissatisfied with the decision of the WSAC you have the right to appear before the Bryant City Council for a final decision.

<u>2 months</u>	Amount of Bill:	<u>1,485.27</u>	Usage:	<u>834</u>
	Average Bill:	<u>New Customer</u>	Three Month Average Usage:	<u>20</u>
	Adjustment Approved:	<input checked="" type="checkbox"/> Yes <input type="checkbox"/> No	Approved By:	
	Amount of Adjustment to Sewer Bill:	<u>687.59</u>	Adjusted Bill Amount:	<u>797.68</u>
	Payment Plan	<input type="checkbox"/> Yes <input type="checkbox"/> No	Payment Period	<input type="checkbox"/> 3 Months <input type="checkbox"/> 6 Months
			Payment Amt.	


Customer Service Manager



Lesa Warner <lwarner@cityofbryant.com>

[waterbilling] Adjustment - Acct# 001-00147-12 Service: 105 NE 3rd Unit A

1 message

Debra Jackson <debjackson@rentalconcepts.org>
To: "waterbilling@cityofbryant.com" <waterbilling@cityofbryant.com>
Cc: Teresa Brooks <tbrooks@rentalconcepts.org>

Mon, Jun 12, 2023 at 9:12 AM



Attached, 06.02.23 invoice from Victory Plumbing for repairing water leaks found at 105 NE 3rd Unit A. Also attached is a copy of the May water billing. As per our phone conversation, please consider this as a request for making an adjustment for the May and June billing for account 001-00147-12 located at 105 NE 3rd Unit A. If you have any questions or need anything else to support the request, please contact us at the address below.

Thank you,

Debra Jackson
Controller
Rental Concepts, LLC
RNR Investments, LLC

PO Box 8140
Springdale, AR 72766
Phone: 479-751-0445
Fax: 479-751-0449

2 attachments

-  **2023.06.02 Victory Plumbing LLC (fixed water Leak).pdf**
36K
-  **2023.05.10 City of Bryant Water 4712.pdf**
492K

Victory Plumbing LLC
PO Box 13349
Maumelle, AR 72113
501-313-9920
victoryplumbingar@gmail.com
m
<https://www.victory.plumbing/>

Invoice 3179



BILL TO
Rusty Atkinson
RnR Investments
304 N Reynolds Rb
Suite A
Bryant, AR 72022

DATE
06/02/2023

PLEASE PAY
\$0.00

DUE DATE
07/02/2023

JOB NAME
105 NE 3rd st

SERVICE TECH NAME
Gaven, Gus

SERVICE DATE	ACTIVITY	QTY	RATE	AMOUNT
06/02/2023	Hourly rate Found and repaired multiple water leaks	2	125.00	250.00T
06/02/2023	Sales Material to repair water lines	1	129.15	129.15T

All invoices are on a net 30 agreement. Any unpaid invoices passed 30 days will be subject to a late fee

SUBTOTAL	379.15
TAX	37.43
TOTAL	416.58
PAYMENT	416.58

TOTAL DUE \$0.00

THANK YOU!

CITY OF BRYANT WATER AND WASTEWATER UTILITIES
LEAK ADJUSTMENT REQUEST

Date of Request: 6-8-2023 Service Account No.: 102-04295-01
 Customer Name: Phuong Ma Phung Home Phone: _____
 Service Address: 3317 Lacross Dr Work Phone: _____
 City: Bryant State, Zip: AR 72022
 Date Leak Detected: _____ Date Repaired: 5/23

Description of Cause of Leak (faucet, toilet, underground, etc.):

Toilet Leaking

Explanation of how leak was repaired: *Attach plumbing invoice or receipts for repair parts*


Sworn Statement:

I _____, swear or affirm that the above and foregoing representations are true and correct to the best of my information, knowledge, and belief.

Signature _____

- You have the right to appeal the Customer Service Manager's decision to the Water and Sewer Advisory Committee (WSAC).
- If you are dissatisfied with the decision of the WSAC you have the right to appear before the Bryant City Council for a final decision.

1 month		Amount of Bill:	\$346.66	Usage:	187
		Average Bill:	\$38.84	Three Month Average Usage:	20
Adjustment Approved:		<input checked="" type="checkbox"/> Yes	<input type="checkbox"/> No	Approved By:	
Amount of Adjustment to Sewer Bill:		\$144.61	Adjusted Bill Amount:		\$202.05
Payment Plan	Yes	<input type="checkbox"/>	No	<input type="checkbox"/>	Payment Amt.
Payment Period		3 Months	<input type="checkbox"/>	6 Months	<input type="checkbox"/>


Customer Service Manager



Samantha Hawkins <shawkins@cityofbryant.com>

[waterbilling] 3317 Lacross

2 messages

102-04295-01

Melinda Phung <mphung14@gmail.com>
To: waterbilling@cityofbryant.com

Thu, Jun 8, 2023 at 12:34 PM

Hello, I hope this email finds you well.

I'm at the landlord for 3317 Lacross. Property was vacant for April 2023 and I received a water bill of \$365.55. It was then found the issue was a toilet water leak in master bathroom.

Issue was remedied by our handyman. Below is screenshots of work order and payment for fixing the leak.

If you have any further questions, please feel free to reach me at (408) 460-5913.

Thank you,

Melinda

4 attachments



image0.png
559K




image1.png
690K





image2.png
392K



12:23

5G



Nesler, Wanda

Send

0/10,000

image3.jpeg
237K



Nesler, Wanda



Samantha Hawkins <shawkins@cityofbryant.com>
To: Melinda Phung <mphung14@gmail.com>
Cc: waterbilling@cityofbryant.com

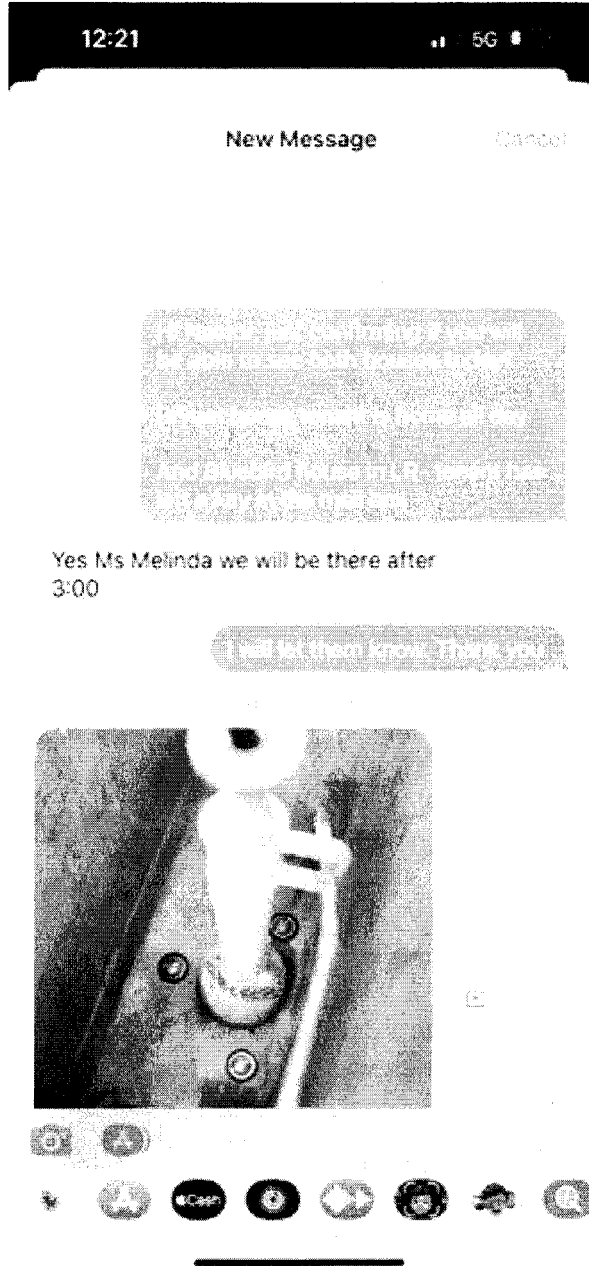
Thu, Jun 8, 2023 at 12:36 PM

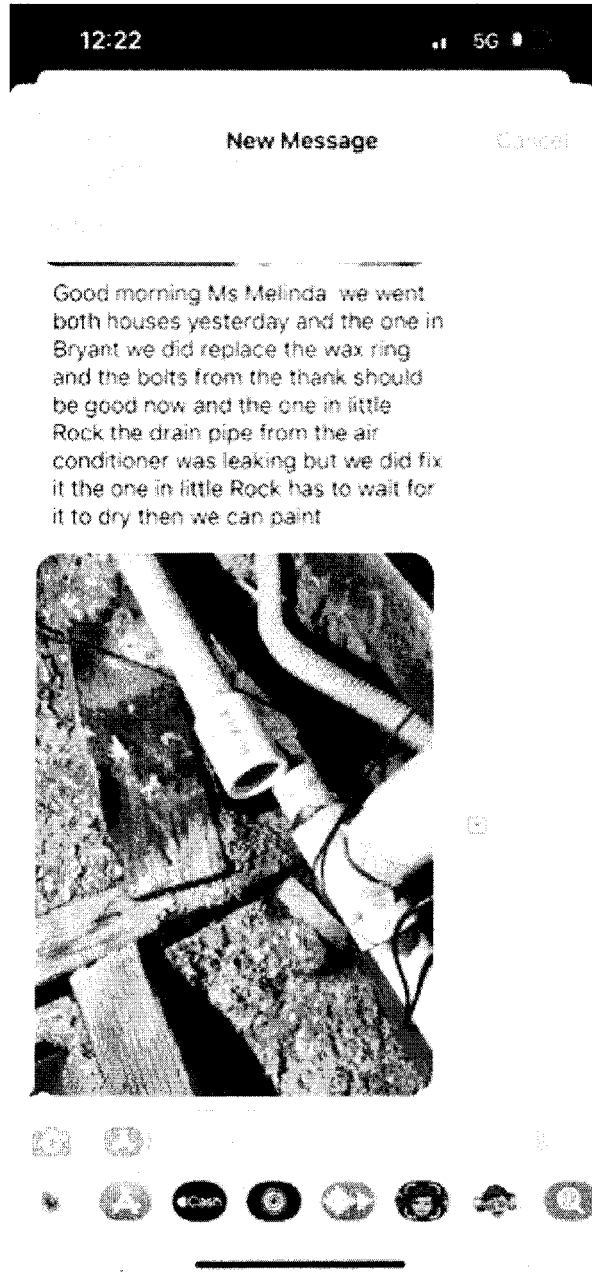
Thank you, I will get it submitted.

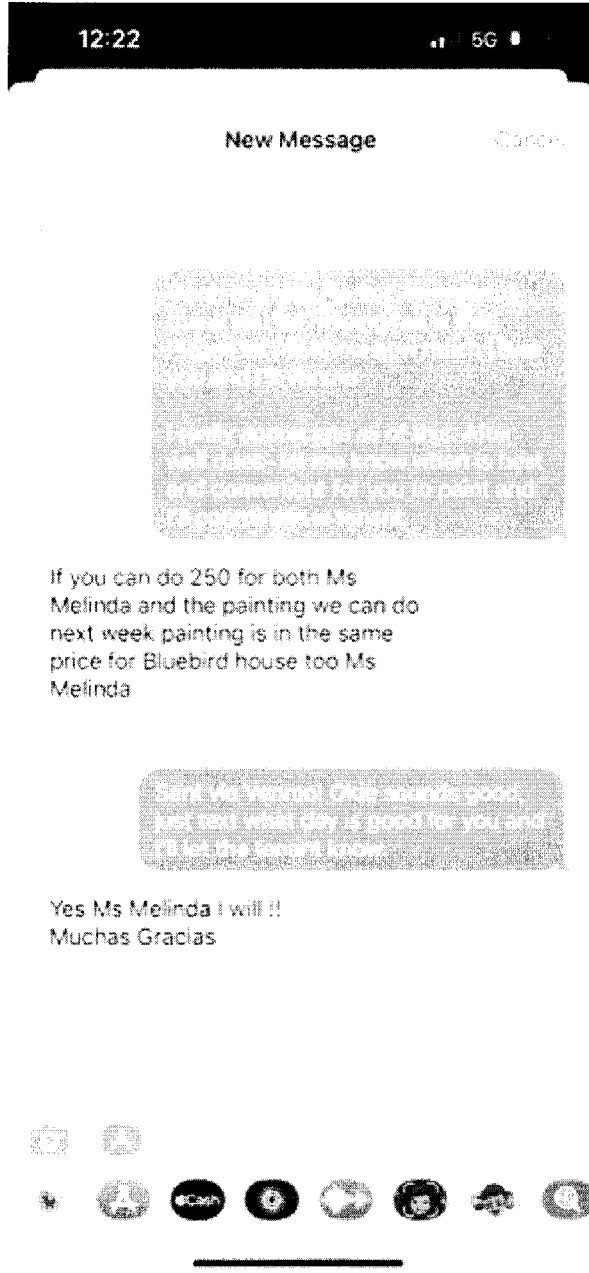


Samantha Hawkins
Water Department, Billing Office Assistant
City of Bryant
501-943-0441
shawkins@cityofbryant.com
www.cityofbryant.com
210 SW 3rd St, Bryant, AR 72022

[Quoted text hidden]







12:23

5G




Nestor Vazquez



Feed


Between You



You paid Nestor Vazquez

- \$250.00

May 12



CITY OF BRYANT WATER AND WASTEWATER UTILITIES
LEAK ADJUSTMENT REQUEST

Date of Request: 6/20/23 Service Account No.: 001-00780-08
 Customer Name: Deonna Seals Home Phone: _____
 Service Address: 2408 Canyonwood Work Phone: _____
 City: Bryant State, Zip: AR 72022
 Date Leak Detected: _____ Date Repaired: 5/23

Description of Cause of Leak (faucet, toilet, underground, etc.):

Toilet Leaking

Explanation of how leak was repaired: *Attach plumbing invoice or receipts for repair parts*


Sworn Statement:

I, _____, swear or affirm that the above and foregoing representations are true and correct to the best of my information, knowledge, and belief.

Signature _____

- You have the right to appeal the Customer Service Manager's decision to the Water and Sewer Advisory Committee (WSAC).
- If you are dissatisfied with the decision of the WSAC you have the right to appear before the Bryant City Council for a final decision.

Technical Use Only							
3 months		Amount of Bill:	1918.66			Usage:	1061
		Average Bill:	597.02			Three Month Average Usage:	53
		Adjustment Approved:	<input checked="" type="checkbox"/>	<input type="checkbox"/>	No	Approved By:	
		Amount of Adjustment to Sewer Bill:	781.11			Adjusted Bill Amount:	1137.55
Payment Plan	Yes	<input type="checkbox"/>	No	<input type="checkbox"/>	Payment Period	3 Months	<input type="checkbox"/>
						6 Months	<input type="checkbox"/>
						Payment Amt:	



Customer Service Manager

NICK
REPAIR & MAINTENANCE NOTICE

001-00780-08

Address 2408 Carywood	Resident Names Deonna Seals	Phone Numbers 501-398-7131
---------------------------------	---------------------------------------	--------------------------------------

DATE REPORTED: 5/23/2023

*Water Billing @ City of
Bright.
com*

A MAINTENANCE PERSON ENTERED THIS PROPERTY TO PERFORM THE REPAIR AND MAINTENANCE ITEMS LISTED BELOW.

ITEM	REPAIR INFORMATION
Water leak- tenant states her hall bathroom toilet continuously running. Tenant has turned off water to toilet.	<i>Tighten up flush valve</i>

MAINTENANCE TECH: *Nick*

DATE WORK COMPLETED: *5/24/23*

<u>COVID - 19 INFORMATION</u>	Verified by office person (initial)	Date office person verified	Verified by maintenance tech before enter unit	Date maint. tech verified (initial)
Is anyone in the household presently sick?	JS	5-23-23		
Is anyone in the household presently showing symptoms of COVID-19?	JS	5-23-23		
Is anyone in the household presently self-quarantining due to a suspected exposure to COVID-19?	JS	5-23-23		

 CW
Prepared By
Office Staff

Signed Out By _____
Office Staff

Maint. Tech _____
Signed Out To

Date Signed _____
Out

[Signature]
Closed Out By _____
Office Staff

5/24/23
Date Closed Out

CITY OF BRYANT WATER AND WASTEWATER UTILITIES
LEAK ADJUSTMENT REQUEST

Date of Request: 5.12.23 Service Account No.: 003-08552-01
 Customer Name: Chris Golden Home Phone: _____
 Service Address: 8014 Ridgestone Work Phone: _____
 City: Alexander State, Zip: AR 72002
 Date Leak Detected: _____ Date Repaired: 5.12.23

Description of Cause of Leak (faucet, toilet, underground, etc.):

Water Line Leaking

Explanation of how leak was repaired: Attach plumbing invoice or receipts for repair parts


Sworn Statement:

I _____ swear or affirm that the above and foregoing representations are true and correct to the best of my information, knowledge, and belief.

Signature _____

- You have the right to appeal the Customer Service Manager's decision to the Water and Sewer Advisory Committee (WSAC).
- If you are dissatisfied with the decision of the WSAC you have the right to appear before the Bryant City Council for a final decision.

<u>3 months</u>	Amount of Bill:	<u>\$649.59</u>	Usage:	<u>616</u>
	Average Bill:	<u>\$52.10</u>	Three Month Average Usage:	<u>49</u>
	Adjustment Approved:	<input checked="" type="checkbox"/> Yes <input type="checkbox"/> No	Approved By:	
	Amount of Adjustment to Sewer Bill:	<u>\$248.79</u>	Adjusted Bill Amount:	<u>\$400.80</u>
Payment Plan	Yes <input type="checkbox"/> No <input type="checkbox"/>	Payment Period	3 Months <input type="checkbox"/> 6 Months <input type="checkbox"/>	Payment Amt. <input type="checkbox"/>


Customer Service Manager

003 - 08552-01

Memo

To: Bryant Water Department
From: Chris Golden, 8014 Ridgestone Cv, Alexander AR 72002
Date: 19May2023
Re: Water Leak and Repair

A substantial increased expense in our wastewater invoice was noted in early 2023. In April, we hired a leak detection company to identify the leak which was noted to be approximately 30 ft from the meter (near light pole). A call to 811 was placed by the leak detection company and utilities were marked. We repaired the water line (mini excavator rented and plumbing supplies purchased) the end of April and have since noted no meter movement when water is no being used.

Residents are requesting a credit on our account (wastewater, as clean water is supplied by Salem Water Association).

For any questions, please contact Chris Golden at 501-580-8816.

Thank you,



Chris Golden

CITY OF BRYANT WATER AND WASTEWATER UTILITIES
LEAK ADJUSTMENT REQUEST

Date of Request: 6/12/23 Service Account No.: 001-01815-07
 Customer Name: Tramare Water Home Phone: _____
 Service Address: 2906 Cyclone Work Phone: _____
 City: Bryant State, Zip: AR 72072
 Date Leak Detected: _____ Date Repaired: 6/12/23

Description of Cause of Leak (faucet, toilet, underground, etc.):

Toilet Leak

Explanation of how leak was repaired: *Attach plumbing invoice or receipts for repair parts*

Sworn Statement:

I _____ swear or affirm that the above and foregoing representations are true and correct to the best of my information, knowledge, and belief.

Signature _____

- You have the right to appeal the Customer Service Manager's decision to the Water and Sewer Advisory Committee (WSAC).
- If you are dissatisfied with the decision of the WSAC you have the right to appear before the Bryant City Council for a final decision.

<input checked="" type="checkbox"/> Technical Cause Only							
<u>3 months</u>	Amount of Bill:	<u>674.25</u>			Usage:	<u>369</u>	
	Average Bill:	<u>175.00</u>			Three Month Average Usage:	<u>40</u>	
	Adjustment Approved:	<input checked="" type="checkbox"/> Yes	<input type="checkbox"/> No	Approved By: _____			
	Amount of Adjustment to Sewer Bill:	<u>215.60</u>			Adjusted Bill Amount:	<u>458.65</u>	
	Payment Plan	<input type="checkbox"/> Yes	<input checked="" type="checkbox"/> No	Payment Period	<input checked="" type="checkbox"/> 3 Months	<input type="checkbox"/> 6 Months	Payment Amt. _____

[Signature]
Customer Service Manager

Greens at Hurricane Creek, a Limited Partnership
P O Box 13000
Fayetteville,AR 72703

Work Order No. 2112303
Date Call: 06/12/2023 12:06 PM

001-0181507

Status Work Completed

Date Completed: 06/12/2023 01:22 PM
Brief Desc: Seal in tank is broken and tank can

Job Site: 0114/2906
2906 Cyclone Street
Bryant,AR 72022

Caller Name: Tramane Walter

Caller Phone: (313) 492-3650x
Occupant: Walter (t0013562)
Office (501) 764-6129x

Priority: 3-General
Ok to enter? YES
Category: Plumbing
Animal in Apt? No

SubCategory: Toilet

Problem Description: Seal in tank is broken and tank can not be filled.

Parts & Labor

Quantity/ Hours	Item Type/ Employee Name	Description	Unit Price	Total
.00	Williams	Williams	.00	.00
			Total	.00

Authorized by: _____
Signed by _____
Dated _____
Invoice No. _____

Full Description Seal in tank is broken and tank can not be filled.

Technician Notes: replaced red seal

CITY OF BRYANT WATER AND WASTEWATER UTILITIES
LEAK ADJUSTMENT REQUEST

Date of Request: 5/23 Service Account No.: 001-02268-10
 Customer Name: William Forcum Home Phone: _____
 Service Address: 2908 Cyclone St. Work Phone: _____
 City: Bryant State, Zip: AR 72022
 Date Leak Detected: _____ Date Repaired: 5/23

Description of Cause of Leak (faucet, toilet, underground, etc.):

Toilet Leak

Explanation of how leak was repaired: Attach plumbing invoice or receipts for repair parts


Sworn Statement:

I _____, swear or affirm that the above and foregoing representations are true and correct to the best of my information, knowledge, and belief.

Signature _____

- You have the right to appeal the Customer Service Manager's decision to the Water and Sewer Advisory Committee (WSAC).
- If you are dissatisfied with the decision of the WSAC you have the right to appear before the Bryant City Council for a final decision.

FOR OFFICE USE ONLY							
<u>3 months</u>	Amount of Bill:	<u>\$593.35</u>			Usage:	<u>324</u>	
	Average Bill:	<u>\$63</u>			Three Month Average Usage:	<u>33</u>	
	Adjustment Approved:	<input checked="" type="checkbox"/> Yes	<input type="checkbox"/> No		Approved By:		
	Amount of Adjustment to Sewer Bill:	<u>\$194.81</u>			Adjusted Bill Amount:	<u>\$398.54</u>	
	Payment Plan	<input type="checkbox"/> Yes	<input type="checkbox"/> No	Payment Period	<input type="checkbox"/> 3 Months	<input type="checkbox"/> 6 Months	Payment Amt.


Customer Service Manager

Greens at Hurricane Creek, a Limited Partnership
 P O Box 13000
 Fayetteville, AR 72703

Work Order No. 2070282
Date Call: 05/12/2023 04:06 PM

Acct# 001-02268-10

Status Work Completed

Date Completed: 05/13/2023 11:26 AM
Brief Desc: There is a leak somewhere in my apa

Job Site: 0114/2908
 2908 Cyclone Street
 Bryant, AR 72022

Caller Name: William Forcum

Caller Phone: (501) 409-7133x
Occupant: Forcum (t0215161)

Priority: 3-General
Ok to enter? YES
Category: Plumbing
Animal in Apt? No

Home (501) 409-7133x

SubCategory: Other

Problem Description: There is a leak somewhere in my apartment, Water has not leaked from anywhere I looked, and there is no water on the floor. I went to pay my water bill and it came out to over \$500, that is when i was told by bryant water that I have a leak somewhere.

Parts & Labor

Quantity/ Hours	Item Type/ Employee Name	Description	Unit Price	Total
.00	Griffin	Griffin	.00	.00
.00	Griffin	Griffin	.00	.00
			Total	.00

Authorized by: _____
Signed by _____
Dated _____
Invoice No. _____

Full Description There is a leak somewhere in my apartment, Water has not leaked from anywhere I looked, and there is no water on the floor. I went to pay my water bill and it came out to over \$500, that is when i was told by bryant water that I have a leak somewhere.

Technician Notes: Replaced Red Seal

CITY OF BRYANT WATER AND WASTEWATER UTILITIES
LEAK ADJUSTMENT REQUEST

Date of Request: 8-20-23 Service Account No.: 001-01622-12
 Customer Name: Michael Suddeth Home Phone: _____
 Service Address: 412 Whirlwind Work Phone: _____
 City: Bryant State, Zip: AR 72022
 Date Leak Detected: _____ Date Repaired: 6.23

Description of Cause of Leak (faucet, toilet, underground, etc.):

Toilet Leaking

Explanation of how leak was repaired: *Attach plumbing invoice or receipts for repair parts*

Sworn Statement:

I, _____, swear or affirm that the above and foregoing representations are true and correct to the best of my information, knowledge, and belief.

Signature _____

- You have the right to appeal the Customer Service Manager's decision to the Water and Sewer Advisory Committee (WSAC).
- If you are dissatisfied with the decision of the WSAC you have the right to appear before the Bryant City Council for a final decision.

FOR OFFICE USE ONLY							
<u>1 month</u>	Amount of Bill:	<u>1,039.37</u>			Usage:	<u>576</u>	
	Average Bill:	<u>39.53</u>			Three Month Average Usage:	<u>20</u>	
	Adjustment Approved:	<input checked="" type="checkbox"/> Yes	<input type="checkbox"/> No		Approved By:		
	Amount of Adjustment to Sewer Bill:	<u>481.48</u>			Adjusted Bill Amount:	<u>557.89</u>	
Payment Plan	Yes	<input type="checkbox"/>	No	<input type="checkbox"/>	Payment Period	3 Months	<input type="checkbox"/>
						6 Months	<input type="checkbox"/>
					Payment Amt.		

Chris Howard

Customer Service Manager

Greens at Hurricane Creek, a Limited Partnership
 P O Box 13000
 Fayetteville,AR 72703

Work Order No. 2118970
Date Call: 06/20/2023 12:52 PM

*Acct#
001-01622-12*

Status Work Completed

Date Completed: 06/20/2023 01:17 PM
Brief Desc: my toilet was leaking last month an

Job Site: 0114/0412
 412 Whirlwind Street
 Bryant,AR 72022

Caller Name: Michael Suddeth

Caller Phone: (501) 249-7629x
Occupant: Suddeth (t0270058)

Priority: 3-General
Ok to enter? YES
Category: Plumbing
Animal in Apt? No

Home (501) 249-7629x

SubCategory: Toilet

Problem Description: my toilet was leaking last month and my neighbor complained about the noise it was making. someone came in and fixed it and said that we would be able to get it adjusted. im just putting this work order in, in order to get my water bill adjusted.

Parts & Labor

Quantity/ Hours	Item Type/ Employee Name	Description	Unit Price	Total
.00	Williams	Williams	.00	.00
			Total	.00

Authorized by: _____
Signed by _____
Dated _____
Invoice No. _____

Full Description my toilet was leaking last month and my neighbor complained about the noise it was making. someone came in and fixed it and said that we would be able to get it adjusted. im just putting this work order in, in order to get my water bill adjusted.

Technician Notes: check toilets were both replaced with red seals

CITY OF BRYANT WATER AND WASTEWATER UTILITIES
LEAK ADJUSTMENT REQUEST

Date of Request: 6-23 Service Account No.: 102-04038-01
 Customer Name: Luxury Iron of AR Home Phone: _____
 Service Address: 26044 I-30 Work Phone: _____
 City: Bryant State, Zip: AR 72027
 Date Leak Detected: _____ Date Repaired: 2/23

Description of Cause of Leak (faucet, toilet, underground, etc.):

Service Line Leaking

Explanation of how leak was repaired: Attach plumbing invoice or receipts for repair parts

Sworn Statement:

I _____, swear or affirm that the above and foregoing representations are true and correct to the best of my information, knowledge, and belief.

Signature _____

- You have the right to appeal the Customer Service Manager's decision to the Water and Sewer Advisory Committee (WSAC).
- If you are dissatisfied with the decision of the WSAC you have the right to appear before the Bryant City Council for a final decision.

FOR OFFICE USE ONLY							
<u>2 months</u>	Amount of Bill:	<u>\$1,952.23</u>			Usage:	<u>1085</u>	
	Average Bill:	<u>\$42.53</u>			Three Month Average Usage:	<u>420</u>	
	Adjustment Approved:	<input checked="" type="checkbox"/> Yes	<input type="checkbox"/> No		Approved By:		
	Amount of Adjustment to Sewer Bill:	<u>\$904.95</u>			Adjusted Bill Amount:	<u>\$1047.28</u>	
	Payment Plan	<input type="checkbox"/> Yes	<input type="checkbox"/> No	Payment Period	<input type="checkbox"/> 3 Months	<input type="checkbox"/> 6 Months	Payment Amt:

Customer Service Manager [Signature]

CHRIS DYER PLUMBING

316 Turtle Creek
BENTON, ARKANSAS 72015

501-778-9111 • 501-672-0452

SERVICE INVOICE

Customer's Order No.			Phone	Mechanic	Helper	Date of Order
Bill To						Order Taken By
Address						<input type="checkbox"/> Day Work
City						<input type="checkbox"/> Contract
Job Name and Location						<input type="checkbox"/> Extra
Work Ordered By					Job Phone	

DESCRIPTION OF WORK

Install & Service on my kitchen service
service 145'
Disconnect and Reconnect existing
lines to pump
Second Chamber Repair & Remodel
in the kitchen
5012 W. 10th St
Benton, AR 72015

	TOTAL MATERIALS		
	TOTAL LABOR		
	TAX		
<input type="checkbox"/> No One Home	Date Completed	TOTAL AMOUNTS	

Signature _____
I hereby acknowledge the satisfactory completion of the above described work.

Total amount due for above work: or

Total billing to be mailed after completion of work

Luxury Iron of Arkansas
102-04038-01
501-249-0643 } Mike Chambers

CITY OF BRYANT WATER AND WASTEWATER UTILITIES
LEAK ADJUSTMENT REQUEST

Date of Request: 6/23 Service Account No.: 001-05295-05
 Customer Name: Countynd Cottages Home Phone: 847-3002
 Service Address: 511 Countynd Cottages Work Phone: _____
 City: Bryant State, Zip: AR 72022
 Date Leak Detected: _____ Date Repaired: 5/23

Description of Cause of Leak (faucet, toilet, underground, etc.):

Toilet Leaking

Explanation of how leak was repaired: Attach plumbing invoice or receipts for repair parts

Sworn Statement:

I, _____, swear or affirm that the above and foregoing representations are true and correct to the best of my information, knowledge, and belief.

Signature _____

- You have the right to appeal the Customer Service Manager's decision to the Water and Sewer Advisory Committee (WSAC).
- If you are dissatisfied with the decision of the WSAC you have the right to appear before the Bryant City Council for a final decision.

FOR OFFICE USE ONLY							
<u>1 month</u>	Amount of Bill:	<u>\$327.51</u>			Usage:	<u>185</u>	
	Average Bill:	<u>\$39.53</u>			Three Month Average Usage:	<u>< 20</u>	
	Adjustment Approved:	<input checked="" type="checkbox"/> Yes	<input type="checkbox"/> No	Approved By:			
	Amount of Adjustment to Sewer Bill:	<u>\$142.88</u>			Adjusted Bill Amount:	<u>\$184.63</u>	
Payment Plan	Yes	<input type="checkbox"/>	No	<input type="checkbox"/>	Payment Amt.	3 Months	6 Months

Customer Service Manager _____



City of Bryant Water/Sewer Dept.
210 Southwest 3rd St.
Bryant, AR 72022
(501) 943-0441



**** FINAL BILL ****

Account Number	AMOUNT DUE
001-05295-05	\$327.51
Due Date	After Due Date Pay
7/1/2023	\$327.51
Service Address	
511 Courtyard Cottages Cr	

There will be a charge on all returned checks.
Please return this portion with your payment.
When paying in person, please bring both portions of this bill.

Courtyard Cottages Of Bryant
601 COURTYARD COTTAGES DR
BRYANT, AR 72022-8384

City of Bryant Water/Sewer Dept.
210 Southwest 3rd St.
Bryant, AR 72022

Acct 6451

00105295050000000327510000000327517

CUSTOMER ACCOUNT INFORMATION - RETAIN FOR YOUR RECORDS

Name		Service Address			Account Number	
Courtyard Cottages Of Bryant		511 Courtyard Cottages Cr			001-05295-05	
Status	Service Dates			Bill Date	Penalty Date	Due Date
	From	To	# Days			
Disconnect	5/2/2023	5/26/2023	24	6/11/2023		7/1/2023

Phase I

June

METER #	CURRENT		PREVIOUS		USAGE
	DATE	READING	DATE	READING	
3266468	5/26/2023	227	5/2/2023	42	185

PREVIOUS BALANCE	\$19.27
PAYMENTS	\$21.20-
ADJUSTMENTS	\$0.00
PENALTIES	\$0.00
CREDIT BALANCE	\$1.93-
W - 5/8" Meter	121.98
FSDWA	0.40
Sewer	191.11
Residential Strwtr	3.00
CAW Watershed 5/8"	0.90
Tax	\$12.05
CURRENT BILL	\$329.44
AMOUNT DUE	\$327.51
AMOUNT DUE AFTER 07/01/2023	\$327.51

Broke, I am requesting an adjustment on this account due to a commode that was continuously running

July

Payments can be made by using your new account# on The City of Bryant Website or Calling 1-888-312-1921.

THIS IS YOUR FINAL BILL FOR SERVICE

CITY OF BRYANT WATER AND WASTEWATER UTILITIES
LEAK ADJUSTMENT REQUEST

Date of Request: 6/23 Service Account No.: 001-65247-05
 Customer Name: Darla Lopez Home Phone: 901-395-1325
 Service Address: 2963 Birdie Ln Work Phone: _____
 City: Bryant State, Zip: AR 72077
 Date Leak Detected: _____ Date Repaired: 6/23

Description of Cause of Leak (faucet, toilet, underground, etc.):

Toilet Leak

Explanation of how leak was repaired: Attach plumbing invoice or receipts for repair parts


Sworn Statement:

I, _____, swear or affirm that the above and foregoing representations are true and correct to the best of my information, knowledge, and belief.

Signature _____

- You have the right to appeal the Customer Service Manager's decision to the Water and Sewer Advisory Committee (WSAC).
- If you are dissatisfied with the decision of the WSAC you have the right to appear before the Bryant City Council for a final decision.

FOR OFFICE USE ONLY									
<u>3 months</u>		Amount of Bill:	<u>285.84</u>			Usage:	<u>153</u>		
		Average Bill:	<u>39.53</u>			Three Month Average Usage:	<u>26</u>		
		Adjustment Approved:	<input checked="" type="checkbox"/> Yes	<input type="checkbox"/> No	Approved By:				
		Amount of Adjustment to Sewer Bill:	<u>80.50</u>			Adjusted Bill Amount:	<u>205.34</u>		
Payment Plan	Yes	<input type="checkbox"/>	No	<input type="checkbox"/>	Payment Period	3 Months	<input type="checkbox"/>	6 Months	Payment Amt.


Customer Service Manager

Acct# 001-05247-05

Fairways at Hurricane Creek, ALP
P O Box 13000
Fayetteville, AR 72703

Work Order No. 2120243
Date Call: 06/21/2023 05:00 PM

Status Work Completed

Date Completed: 06/22/2023 10:26 AM
Brief Desc: Bryant water department inform me t

Job Site: 0148/2903
2903 Birdie Lane
Bryant, AR 72022

Caller Name: Darla Lopez

Caller Phone: (901) 395-1325x
Occupant: Lopez (t0256852)

Home (901) 395-1325x

Priority: 3-General
Ok to enter? YES
Category: Other
Animal in Apt? No

SubCategory: Other

Problem Description: Bryant water department inform me that something is running everyday all day reason why my water bill so high.

Parts & Labor

Quantity/ Hours	Item Type/ Employee Name	Description	Unit Price	Total
.02	Tanner	Tanner	.00	.00
			Total	.00

Authorized by: _____
Signed by _____
Dated _____
Invoice No. _____

Full Description Bryant water department inform me that something is running everyday all day reason why my water bill so high.

Technician Notes: Replaced flapper and tightened toilet tank bolts

001-05247-05

CITY OF BRYANT WATER AND WASTEWATER UTILITIES
LEAK ADJUSTMENT REQUEST

Date of Request: 6.12.23 Service Account No.: 001-08829-03
 Customer Name: BSPR Property Home Phone: _____
 Service Address: 3507 Stillman Ln Work Phone: _____
 City: Bryant State, Zip: AR 72022
 Date Leak Detected: _____ Date Repaired: 6.12.23

Description of Cause of Leak (faucet, toilet, underground, etc.):

Service Line Leaking

Explanation of how leak was repaired: *Attach plumbing invoice or receipts for repair parts*


Sworn Statement:

I, _____, swear or affirm that the above and foregoing representations are true and correct to the best of my information, knowledge, and belief.

 Signature

- You have the right to appeal the Customer Service Manager's decision to the Water and Sewer Advisory Committee (WSAC).
- If you are dissatisfied with the decision of the WSAC you have the right to appear before the Bryant City Council for a final decision.

FOR OFFICE USE ONLY							
2 months	Amount of Bill:	<u>422.54</u>			Usage:	<u>231</u>	
	Average Bill:	<u>84.50</u>			Three Month Average Usage:	<u>45</u>	
Adjustment Approved:		<input checked="" type="checkbox"/> Yes	<input type="checkbox"/> No	Approved By:			
Amount of Adjustment to Sewer Bill:		<u>122.10</u>			Adjusted Bill Amount:	<u>300.44</u>	
Payment Plan	Yes	<input type="checkbox"/>	No	<input type="checkbox"/>	Payment Period	3 Months	<input type="checkbox"/>
						6 Months	<input type="checkbox"/>
						Payment Amt.	



 Customer Service Manager

Acct# 001-08829-03



Mid-Town Mechanical Services
PO Box 2162
Benton, AR 72018
(501) 765-5380
payables.midtown@gmail.com

Invoice 11659

1-254-230-0199

BSFR Property Management LLC

BILL TO
Conrex
907 Morrison Drive Suite
402
Charleston, SC

SHIP TO
PO #B102626
3507 Stillman Loop
Bryant, AR

DATE
06/02/2023

PLEASE PAY
\$979.70

DUE DATE
07/02/2023

DATE	ACTIVITY	AMOUNT
05/12/2023	Leak Detection Located leak on service line next to meter	725.00
05/22/2023	Repairs Exposed leak Found a pvc 90 leaking in front of meter Leak was repaired System tested to verify no more leaks Backfilled hole	0.00
05/22/2023	Material	13.80
05/22/2023	Labor + Tax	240.90

TOTAL DUE **\$979.70**

THANK YOU.

You can pay by mailing a check to the address listed above.
(Please include invoice number with your payment.)

Thank you for your business!

CITY OF BRYANT WATER AND WASTEWATER UTILITIES
LEAK ADJUSTMENT REQUEST

Date of Request: 6/23 Service Account No.: 102-00762-00
 Customer Name: David Brown Home Phone: _____
 Service Address: 31 Arcadia Work Phone: _____
 City: Bryant State, Zip: AR 72022
 Date Leak Detected: _____ Date Repaired: 6-23-23

Description of Cause of Leak (faucet, toilet, underground, etc.):

Toilet Leak

Explanation of how leak was repaired: *Attach plumbing invoice or receipts for repair parts*

Sworn Statement:

I _____ swear or affirm that the above and foregoing representations are true and correct to the best of my information, knowledge, and belief.

Signature _____

- You have the right to appeal the Customer Service Manager's decision to the Water and Sewer Advisory Committee (WSAC).
- If you are dissatisfied with the decision of the WSAC you have the right to appear before the Bryant City Council for a final decision.

<u>1 month</u>	Amount of Bill:	<u>\$868.34</u>	Usage:	<u>477</u>	
	Average Bill:	<u>\$49.51</u>	Three Month Average Usage:	<u>30</u>	
	Adjustment Approved:	<input checked="" type="checkbox"/> Yes <input type="checkbox"/> No	Approved By:		
	Amount of Adjustment to Sewer Bill:	<u>\$387.09</u>	Adjusted Bill Amount:	<u>\$481.25</u>	
Payment Plan	Yes	<input type="checkbox"/>	No	<input type="checkbox"/>	
	Payment Period	3 Months	<input type="checkbox"/>	6 Months	<input type="checkbox"/>
			Payment Amt.		

[Signature]
Customer Service Manager

DENNY DYER PLUMBING CO.
 Phases of Home Remodels and Plumbing Repairs
 PHONE 778-6453 Day or Night
 1022 RIVER ROAD • BENTON, AR 72015

Date of Order: 6-23-23

Customer's Order No. _____ Phone _____ Mechanic _____ Helper _____ Date _____

To: M. Brown
#31 Alcala
Byoum

Order Taken By _____
 Day Work
 Contract
 Extra

Name and Location _____ Job Phone: 517 2022

Work Ordered By _____

DESCRIPTION OF WORK

Change valve out 170

	TOTAL MATERIALS		
	TOTAL LABOR		
	TAX		
	TOTAL AMOUNTS		

No One Home Date Completed _____

Signature _____
 I hereby acknowledge the satisfactory completion of the above described work.

Total amount due for above work: or Total billing to be mailed after completion of work

To Angela
 102-00762-00



ONE CENTERS, LLC
 17TH REYNOLDS ROAD
 2022 (501) 213-2000

SALE -
 5936 TRANS#: 652362509 06-22-23

STREAM EL CH UH 1 189.00

S. TOTAL: 189.00
 TOTAL TAX: 18.66
 72727 TOTAL: 207.66
 CHECK: 207.66

TERMINAL: 13 06/22/23 15:23:43
 ITEMS PURCHASED: 1
 SERVICES AND SPECIAL ORDER ITEMS



THANK YOU FOR SHOPPING LOVE'S.
 DETAILS ON OUR RETURN POLICY, VISIT
LOVES.COM/RETURNS
 COPY OF THE RETURN POLICY IS AVAILABLE
 AT OUR CUSTOMER SERVICE DESK

LOVE'S PRICE PROMISE
 FOR DETAILS, VISIT LOVES.COM/PRICEPROMISE

SHARE YOUR FEEDBACK!
 ENTER FOR A CHANCE TO BE
 ONE OF FIVE \$500 WINNERS DRAWN MONTHLY!
 ENTRE EN EL SORTEO MENSUAL
 PARA SER UNO DE LOS CINCO GANADORES DE \$500!

ENTER BY COMPLETING A SHORT SURVEY
 WITHIN ONE WEEK AT: www.loves.com/survey
 YOUR ID #727277 247111 739885

NO PURCHASE NECESSARY TO ENTER OR WIN.
 VOID WHERE PROHIBITED. MUST BE 18 OR OLDER TO ENTER.
 OFFICIAL RULES & WINNERS AT: www.loves.com/survey

 STORE: 2471 TERMINAL: 13 06/22/23 15:23:43

Replaced Toilet
 David C. Brown
 31 Alcala Cracks

CITY OF BRYANT WATER AND WASTEWATER UTILITIES
LEAK ADJUSTMENT REQUEST

Date of Request: 6/12/23 Service Account No.: 101-00766-00
 Customer Name: Concepcion De Santis Home Phone: _____
 Service Address: 801 Amy Cir Work Phone: _____
 City: Bryant State, Zip: AR 72033
 Date Leak Detected: _____ Date Repaired: 6/12/23

Description of Cause of Leak (faucet, toilet, underground, etc.):

Toilet Leak

Explanation of how leak was repaired: *Attach plumbing invoice or receipts for repair parts*


Sworn Statement:

I, _____, swear or affirm that the above and foregoing representations are true and correct to the best of my information, knowledge, and belief.

Signature _____

- You have the right to appeal the Customer Service Manager's decision to the Water and Sewer Advisory Committee (WSAC).
- If you are dissatisfied with the decision of the WSAC you have the right to appear before the Bryant City Council for a final decision.

FOR OFFICIAL USE ONLY									
<u>3 months</u>	Amount of Bill:	<u>\$429.68</u>			Usage:	<u>233</u>			
	Average Bill:	<u>\$39.53</u>			Three Month Average Usage:	<u>20</u>			
Adjustment Approved:		<input checked="" type="checkbox"/> Yes	<input type="checkbox"/> No		Approved By:				
Amount of Adjustment to Sewer Bill:		<u>\$149.79</u>			Adjusted Bill Amount:		<u>\$279.89</u>		
Payment Plan	Yes	<input type="checkbox"/>	No	<input type="checkbox"/>	Payment Period	3 Months	<input type="checkbox"/>	6 Months	Payment Amt.


Customer Service Manager

Concepcion De Santiago 501-442-2712



LOWE'S HOME CENTERS, LLC
2330 NORTH REYNOLDS ROAD
BRYANT, AR 72022 (501) 213-2000

- SALE -

SALES#: S2471RTK 1181986 TRANS#: 10087666 05-14-23

2743133 PS PROFLS RD CH WH 1.28(1) 99.00

SUBTOTAL: 99.00
TAX: 9.78
INVOICE 10446 TOTAL: 108.78
DEBIT: 108.78

DEBIT: XXXXXXXXXXXX9125 AMOUNT:108.78 AUTHCD: 030814
CHIP REFID:247110107263 05/14/23 13:07:36

*PIN Verified

TRACE: 00398922

PURCHASE CASH BACK TOTAL DEBIT
108.78 0.00 108.78

APL: Debit TUR: 8000048000

AID: A000000042203 TSI: 6800

STORE: 2471 TERMINAL: 10 05/14/23 13:07:46

OF ITEMS PURCHASED: 1

EXCLUDES FEES, SERVICES AND SPECIAL ORDER ITEMS



101-00766.00

THANK YOU FOR SHOPPING LOWE'S.
FOR DETAILS ON OUR RETURN POLICY, VISIT
LOWES.COM/RETURNS
A WRITTEN COPY OF THE RETURN POLICY IS AVAILABLE
AT OUR CUSTOMER SERVICE DESK

STORE MANAGER: MARK MEYER

LOWE'S PRICE PROMISE
FOR MORE DETAILS, VISIT LOWES.COM/PRICEPROMISE

* SHARE YOUR FEEDBACK! *
* ENTER FOR A CHANCE TO BE *
* ONE OF FIVE \$500 WINNERS DRAWN MONTHLY! *
* ENTRE EN EL SORTEO MENSUAL. *
* PARA SER UNO DE LOS CINCO GANADORES DE \$500! *
* *
* ENTER BY COMPLETING A SHORT SURVEY *
* WITHIN ONE WEEK AT: www.lowes.com/survey *
* YOUR ID #104460 247111 349718 *
* *
* NO PURCHASE NECESSARY TO ENTER OR WIN. *
* VOID WHERE PROHIBITED. MUST BE 18 OR OLDER TO ENTER. *
* OFFICIAL RULES & WINNERS AT: www.lowes.com/survey *

STORE: 2471 TERMINAL: 10 05/14/23 13:07

CITY OF BRYANT WATER AND WASTEWATER UTILITIES
LEAK ADJUSTMENT REQUEST

Date of Request: 6/23 Service Account No.: 101-01091-00
 Customer Name: Tony Erwin Home Phone: _____
 Service Address: 2207 Carywood Work Phone: _____
 City: Bryant State, Zip: AR 72022
 Date Leak Detected: _____ Date Repaired: 4/23

Description of Cause of Leak (faucet, toilet, underground, etc.):

Leak in Slab

Explanation of how leak was repaired: *Attach plumbing invoice or receipts for repair parts*

Sworn Statement:

I, _____, swear or affirm that the above and foregoing representations are true and correct to the best of my information, knowledge, and belief.

Signature _____

- You have the right to appeal the Customer Service Manager's decision to the Water and Sewer Advisory Committee (WSAC).
- If you are dissatisfied with the decision of the WSAC you have the right to appear before the Bryant City Council for a final decision.

FOR OFFICE USE ONLY											
<u>3 months</u>	Amount of Bill:	<u>*515.06</u>	Usage:	<u>272</u>							
	Average Bill:	<u>*66.51</u>	Three Month Average Usage:	<u>35</u>							
	Adjustment Approved:	<input checked="" type="checkbox"/> Yes <input type="checkbox"/> No	Approved By:								
	Amount of Adjustment to Sewer Bill:	<u>*144.60</u>	Adjusted Bill Amount:	<u>*370.46</u>							
Payment Plan	Yes	<input type="checkbox"/>	No	<input type="checkbox"/>	Payment Period	3 Months	<input type="checkbox"/>	6 Months	<input type="checkbox"/>	Payment Amt.	

Customer Service Manager [Signature]



101-01091-00

Samantha Hawkins <shawkins@cityofbryant.com>

[waterbilling] Leak adjustment

2 messages

'Tony Erwin' via Water Billing <waterbilling@cityofbryant.com>

Mon, Jun 26, 2023 at 12:29 PM

Reply-To: Tony Erwin <tonyerwin22@yahoo.com>

To: "waterbilling@cityofbryant.com" <waterbilling@cityofbryant.com>

Hello, the attached is a photo of the receipt from the plumbing company. There was a leak that was detected by the new digital meters that was clicking in tents every 10 to 15 minutes minutes or so. The old meters show no movement however judging by our usage bill increasing tremendously there was obviously something wrong. But I found it and got the issue fixed thank you so much for installing those digital meters. Adjustments are appreciated for this very expensively for us. My name is Tony Irwin at 2207 carywood Drive Bryant Arkansas 72022 my phone number is 501-765-8253 thank you guys very much

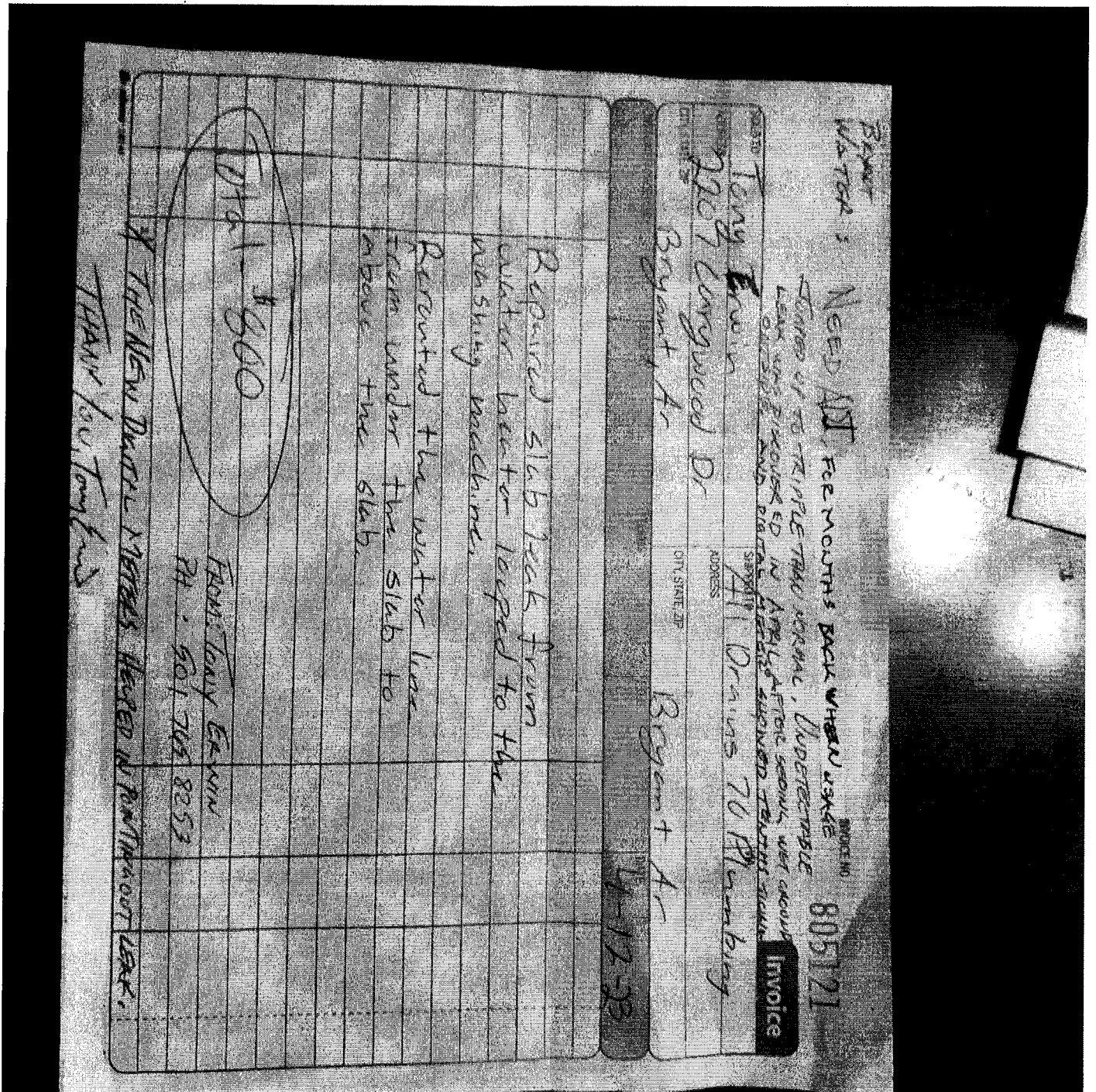
Sent from Yahoo Mail on Android

'Tony Erwin' via Water Billing <waterbilling@cityofbryant.com>

Mon, Jun 26, 2023 at 12:31 PM

Reply-To: Tony Erwin <tonyerwin22@yahoo.com>

To: "waterbilling@cityofbryant.com" <waterbilling@cityofbryant.com>



Sent from Yahoo Mail on Android

[Quoted text hidden]



,Bryant Water and Wastewater Committee Minutes

Date: Tuesday, June 6, 2023
Time: 6:00 P.M.
Location: 210 SW 3rd Street, Bryant, AR 72022

Members Present: Wade Boone, Al Wise, Linda Levart, Madison McEntire, David Hannah

Members Absent: Alan Kays, Kathy Barber, Robert Griffin,

Staff Present: Tim Fournier, Ted Taylor, Moriah Winkel

Call to Order: This meeting was called to order by: **Madison McEntire**

Citizen's Concerns/Public Comments: **April Leak Adjustment Requests:** All requested adjustments were approved.
Motion to Approve Leak Adjustments: **Al Wise**
Motion Seconded: **Linda Levart**
Motion carried with all aye votes

Minutes: Motion to Approve April Minutes as Presented: **Wade Boone**
Motion Seconded: **Al Wise**
Motion carried with all aye votes

Financials: Committee reviewed April Financials. Due to several adjustments being made, and conversion transfers still in place, the Committee decided to table approving April financials until July's meeting.
Motion to Table **April** financials: **Linda Levart**
Motion Seconded: **Wade Boone**
Motion carried with all aye votes

Public Comments: None

Old Business **Lift Station 20 Design/Improvements:** A permit from ARDot received to begin a Road Board. Currently we are awaiting funding from ARNC to begin. This portion of the project should take 3-4 months to relocate the force main.

New Business: **Payment Plan:** Council approved the 4-month payment plan of 25% initial payment, then 3 payments of the remaining balance.

Leak Adjustment Policy: Council approved the 4-month payment plan. 25% initial payment, then the remaining balance is divided into payments over the next 3 months.

Motion to go to Council: **Kathy Barber**
Second: **Wade Boone**

Meter Deposit: The meter deposit has increased due to meters are in the ground vs. meters that were increased. Budget adjustments will be done for installs and for meters because the initial counts were incorrect.

Projects: **Saline Regional Public Water Authority Update:** A permit has been approved to begin. Part of the requirements for the permit is to have a public meeting, which will be held June 27th. To hear public comments. Meanwhile, working with Entergy on sharing easements.

Sewer Capacity Limiting Projects: 6 sewer projects are projected to be completed within 3 years. There are 6 at limited capacity. ARNC application has been received for Lift Station 20. Leah Cr, Bethel Lift station, Lift Station 5, Springhill upgrade, are all awaiting funding.

With no further business, the Chair asked for a motion to adjourn.

Motion to Adjourn **Linda Levart**
Motion Seconded: **Wade Boone**
Motion carried with all aye votes





Financial Statements
April 2023



General - Executive Summary Revenue & Expenditures

April 2023

Revenues:	Annual Budget	YTD Budget	January	February	March	April	May	June	July	August	September	October	November	December	Actual YTD Total	Favorable (Unfavorable) Variance	Annual Budget Remaining
			1,408,296	1,336,027	1,543,776	1,461,944	0	0	0	0	0	0	0	0			
General	18,025,515	6,008,505	1,408,296	1,336,027	1,543,776	1,461,944	0	0	0	0	0	0	0	0	5,750,043	(258,462)	12,275,472
Administration	7,359,408	2,453,136	619,888	573,038	570,623	650,373									2,413,921	(39,215)	4,945,487
Community Development	617,250	205,750	65,346	43,379	49,605	43,620									201,949	(3,801)	415,301
Animal Control	666,502	222,167	57,453	55,188	55,527	55,254									223,421	1,254	443,081
Court	743,420	247,807	36,230	43,892	105,448	36,326									221,896	(25,910)	521,524
Parks	2,441,248	813,749	160,006	154,863	214,462	202,194									731,526	(82,223)	1,709,722
Fire	4,017,705	1,339,235	331,744	331,197	330,451	339,545									1,332,936	(6,299)	2,684,769
Police	2,179,982	726,661	137,630	134,471	217,661	134,632									624,394	(102,267)	1,555,589
Total Revenues	18,025,515	6,008,505	1,408,296	1,336,027	1,543,776	1,461,944									5,750,043	(258,462)	12,275,472
Expenditures:																	
General	19,081,654	6,360,551	1,519,594	1,356,941	2,121,467	1,623,585									6,621,587	(261,035)	12,460,067
Administration	1,121,952	373,984	56,607	84,104	108,869	123,475									373,054	930	748,998
Community Development	759,122	253,041	48,460	69,015	69,450	56,694									243,619	9,422	515,503
Animal Control	860,906	286,989	48,888	50,483	121,226	54,587									275,184	11,784	585,721
Court	683,257	227,752	41,551	65,115	63,336	41,530									211,532	16,220	471,725
Parks	3,822,954	1,274,318	257,072	266,411	326,134	368,592									1,218,209	56,109	2,604,745
Fire	5,103,127	1,701,042	448,642	341,461	617,617	383,253									1,790,974	(89,932)	3,312,153
Police	6,730,336	2,243,445	618,375	480,351	814,835	595,453									2,509,015	(265,569)	4,221,321
Total Expenditures	19,081,654	6,360,551	1,519,594	1,356,941	2,121,467	1,623,585									6,621,587	(261,035)	12,460,067
Excess (Deficit) of Revenues over Expenditures	(1,056,139)	(352,046)	(111,298)	(20,914)	(577,691)	(161,641)									(871,543)	2,574	(184,595)

Street - Executive Summary Revenue & Expenditures

Revenues:	Annual Budget	YTD Budget	January	February	March	April	May	June	July	August	September	October	November	December	Actual YTD Total	Favorable (Unfavorable) Variance	Annual Budget Remaining
			337,874	323,338	289,644	352,849											
Street	4,144,353	1,381,451	337,874	323,338	289,644	352,849									1,303,705	(77,746)	2,840,648
Total Revenues	4,144,353	1,381,451	337,874	323,338	289,644	352,849									1,303,705	(77,746)	2,840,648
Expenditures:																	
Street	6,820,972	2,273,657	221,665	642,417	498,189	335,788									1,698,059	575,598	5,122,912
Total Expenditures	6,820,972	2,273,657	221,665	642,417	498,189	335,788									1,698,059	575,598	5,122,912
Excess (Deficit) of Revenues over Expenditures	(2,676,619)	(892,206)	116,210	(319,079)	(208,546)	17,061									(394,354)	(653,344)	(2,282,265)



Water - Executive Summary Revenue & Expenditures

April 2023

	Annual Budget	YTD Budget	January	February	March	April	May	June	July	August	September	October	November	December	Actual YTD Total	Favorable (Unfavorable) Variance	Annual Budget Remaining
Revenues:																	
500-0900-4XXXs	5,156,722	1,718,907	389,282	362,102	321,046	347,982									1,420,412	(298,495)	3,736,310
Total Revenues	5,156,722	1,718,907	389,282	362,102	321,046	347,982									1,420,412	(298,495)	3,736,310
Expenditures:																	
500-0900-5XXXs	3,752,036	1,250,679	163,868	421,197	308,895	331,442									1,225,402	25,276	2,526,633
500-0900-5XXX Capital	4,035,695	1,345,232	-	1,210,146	877,810	719,438									2,807,394	(1,462,162)	1,228,302
Total Expenditures	7,787,731	2,595,910	163,868	1,631,342	1,186,705	1,050,880									4,032,796	(1,436,886)	3,754,935
Excess (Deficit) of Revenues over Expenditures	(2,631,009)	(877,003)	225,414	(1,269,240)	(865,659)	(702,898)									(2,612,383)	1,138,391	(18,625)

Wastewater - Executive Summary Revenue & Expenditures

	Annual Budget	YTD Budget	January	February	March	April	May	June	July	August	September	October	November	December	Actual YTD Total	Favorable (Unfavorable) Variance	Annual Budget Remaining
Revenues:																	
500-0950-4XXX	5,627,637	1,875,879	455,577	479,793	429,268	486,418									1,851,056	(24,823)	3,776,581
Total Revenues	5,627,637	1,875,879	455,577	479,793	429,268	486,418									1,851,056	(24,823)	3,776,581
Expenditures:																	
510-0950-5XXXs	3,927,038	1,309,013	273,782	381,612	344,271	310,274									1,309,939	(926)	2,617,099
510-0950-5XXXs Capital	4,066,874	1,355,625	2,590	68,091	215,123	(9,046)									280,758	1,074,866	3,786,116
Total Expenditures	7,993,912	2,664,637	276,372	449,703	559,394	305,228									1,590,697	1,073,940	6,403,215
Excess (Deficit) of Revenues over Expenditures	(2,366,275)	(788,758)	179,205	30,090	(130,126)	181,190									260,359	(1,098,763)	(2,626,634)

Stormwater - Executive Summary Revenue & Expenditures

	Annual Budget	YTD Budget	January	February	March	April	May	June	July	August	September	October	November	December	Actual YTD Total	Favorable (Unfavorable) Variance	Annual Budget Remaining
Revenues:																	
500-0140 on bills	308,000	102,667	25,932	25,658	27,564	27,030									106,184	3,518	201,816
515-0140-Capital			860,537												860,537	860,537	(860,537)
Total Revenues	308,000	102,667	886,469	25,658	27,564	27,030									966,721	864,054	(658,721)
Expenditures:																	
080-0140-Street Related	691,449	230,483	33,790	29,273	43,372	31,090									137,524	92,959	553,925
515-0140-Capital	2,938,323	979,441	-	643,979	220,493	734,523									1,598,896	(619,455)	1,339,427
Total Expenditures	3,629,771	1,209,924	33,790	673,152	263,865	765,613									1,736,420	(526,496)	1,893,351
Difference															(31,090)		
Excess (Deficit) of Revenues over Expenditures	(3,321,771)	(1,107,257)	852,679	(647,494)	(236,301)	(738,583)									(769,699)	1,390,550	(2,552,072)

Check Digits/Transfers
Compare to last page fund 500

City Sales & Use Tax (Three Cent Sales Tax)

	January	February	March	April	May	June	July	August	September	October	November	December	YTD Total
2011	838,829	1,036,222	750,597	789,903	882,126	852,639	876,781	882,602	874,371	888,881	884,298	846,277	10,403,526
2012	861,185	1,067,401	805,450	893,549	1,029,730	927,500	967,355	970,081	881,285	943,937	927,061	884,848	11,159,382
2013	930,471	1,087,258	866,467	922,534	1,006,764	964,906	983,742	985,949	898,138	958,546	927,035	888,383	11,420,192
2014	963,538	1,021,873	808,370	903,239	1,033,766	894,179	1,006,970	963,548	950,648	971,548	976,553	954,234	11,448,466
2015	901,561	1,162,729	817,653	956,557	1,103,469	1,043,758	1,098,929	1,118,196	1,075,314	1,120,300	1,074,631	1,012,371	12,485,468
2016	1,002,072	1,202,594	885,470	976,896	1,135,189	920,742	1,072,236	1,068,443	1,097,107	1,084,466	1,089,853	1,035,963	12,571,031
2017	1,047,642	1,291,007	966,327	987,020	1,129,225	1,051,411	1,166,069	1,105,701	1,088,135	1,111,557	1,088,240	1,018,661	13,050,995
2018	1,063,307	1,295,841	969,264	939,761	1,245,252	1,093,015	1,195,341	1,240,049	1,179,113	1,056,462	1,099,036	1,093,013	13,469,452
2019	1,162,181	1,323,467	1,043,677	1,027,608	1,205,192	1,190,014	1,258,250	1,257,197	1,140,531	1,243,134	1,155,335	1,157,926	14,164,513
2020	1,183,215	1,457,716	1,085,494	1,086,993	1,259,760	1,254,769	1,356,933	1,434,834	1,373,873	1,330,458	1,460,079	1,387,558	15,371,683
2021	1,384,300	1,648,283	1,323,761	1,149,770	1,663,928	1,570,489	1,526,745	1,567,875	1,457,964	1,442,486	1,461,326	1,472,039	17,668,967
2022	1,526,292	1,718,945	1,351,358	1,298,432	1,607,146	1,536,274	1,593,433	1,659,393	1,643,537	1,546,075	1,624,905	1,473,834	18,579,623
2023	1,552,955	1,810,466	1,448,484	1,417,543	(1,607,146)	(1,536,274)	(1,593,433)	(1,659,393)	(1,643,537)	(1,546,075)	(1,624,905)	(1,473,834)	910,657
Difference	26,663	91,521	97,127	119,111	(1,607,146)	(1,536,274)	(1,593,433)	(1,659,393)	(1,643,537)	(1,546,075)	(1,624,905)	(1,473,834)	910,657
	1.75%	5.32%	7.19%	9.17%	-100.00%	-100.00%	-100.00%	-100.00%	-100.00%	-100.00%	-100.00%	-100.00%	5.15%

The chart below shows how the 3% sales tax above is allocated for 2022.

1% GF	517,652	603,489	482,828	472,514	0	0	0	0	0	0	0	0	2,076,483
1/8 Parks	64,706	75,436	60,354	59,064	0	0	0	0	0	0	0	0	259,560
3/8 Fire	194,119	226,308	181,061	177,193	0	0	0	0	0	0	0	0	778,681
4/8 Bond	258,826	301,744	241,414	236,257	0	0	0	0	0	0	0	0	1,038,241
Animal 10%	51,765	60,349	48,283	47,251	0	0	0	0	0	0	0	0	207,648
Parks 10%	51,765	60,349	48,283	47,251	0	0	0	0	0	0	0	0	207,648
Fire 25%	129,413	150,872	120,707	118,129	0	0	0	0	0	0	0	0	519,121
Police 25%	129,413	150,872	120,707	118,129	0	0	0	0	0	0	0	0	519,121
Street 30%	155,295	181,047	144,848	141,754	0	0	0	0	0	0	0	0	622,945
Total	1,552,955	1,810,466	1,448,484	1,417,543	0	0	0	0	0	0	0	0	6,229,448
Divided by 3	517,652	603,489	482,828	472,514	0	0	0	0	0	0	0	0	2,076,483
Budgeted at	525,834	525,834	525,834	525,834	525,834	525,834	525,834	525,834	525,834	525,834	525,834	525,834	6,310,008
Diff.	(8,182)	77,655	(43,006)	(53,320)	(525,834)	(525,834)	(525,834)	(525,834)	(525,834)	(525,834)	(525,834)	(525,834)	(4,233,525)

Placeholder *below \$65000 estimate needed divided by 12

for using	5,417	5,417	5,417	5,417	5,417	5,417	5,417	5,417	5,417	5,417	5,417	5,417	65,000
coverage to													

cover Animal Control New Facility Design, \$65K over the year
 After Council approved unfunded Police and Fire Step increases at the 2/28/23 Council meeting this coverage will likely be used to cover any portion of that amount possible. If that is not possible please see the affect of removing that difference from our Savings, 15 days.



April 2023

Governmental Funds Cash Reserves

Updated 2/7/23

120 days cash = \$6.5M									
Funds:	001	Gen Operating Acct	5,127,295	Days	95	Administration	0	Liabilities/Donations	1,808
	002	Sales Tax Fund	3,206,110		59	Animal Control	335,341		54,422
	005	Designated Tax	1,762,286		33	Parks	219,362		0
			10,095,691		186	Fire	497,473		217
		Springhill Fire Department (see details below)	(186,235)		-3	Police	710,111		31
		Emergency Telephone Service (See details below)	(522,830)		-10	GF Totals	1,762,286		
		Rolled Expenses from 2022 (\$463K) Capital	(678,110)		-13				
		Parks Proj left fr. 2021 OAC and MP\$50K and Software Con \$88K	(222,653)		-4				
		Fire and Police Unfunded Raises approved by Council 2/28/23	(830,000)		-15				
			7,655,863		141				

ACA 14-403-506

Springhill Fire Department Summary

Beginning Balance (as of January 1, 2023)	\$ 219,351
2023 Revenue (Act 001-0510-4152)	\$ 6,363
2023 Expenses (Act 001-0510-5XXX all)	\$ 39,479
Current Balance as of this report ending date	\$ 186,235

Emergency Telephone Service

Beginning Balance (as of January 1, 2023)	\$ 420,983
2023 Revenue (Act 001-0610-4650)	\$ 72,383
2023 Expenses (Act 001-0610-5650)	\$ (29,465)
Current Balance as of this report ending date	\$ 522,830

Two Part Time Dispatch at \$15K removed 4/18/23
 New Position amount deducted manually, start March 19, 2018
 Updated paid thru 12/31/2022
 \$104K owed on Consoles PO 2021004685 \$ 418,830

Street

120 days cash = \$1.7M updated 2/7/23					
080	Operating Acct	2,163,573			
005	Designated Tax	614,413			
	Capital	2,777,987	196		
		2,994,050			
515	Stormwater Cap Cash	176,177			
	Rolled Pos and Encumbrances	1,653,322			
	Difference	(1,477,146)			

Budgeted Stormwater Projects include:

\$1,323,927	Equipment and Vehicles	Dogwood
\$783,837	Infrast- Storm and Regular	Raintree
\$886,285.96	Overlays	Northlake
\$2,994,050	Total Capital	Feasibility Study
		Unfunded
		Cambridge
		Hilldale/Owen
		Crossing Loop
		Hanover
		Remington



Utility Cash Reserves

April 2023

Updated 2/15/23

120 days cash = \$1.65Mil

Funds:
500
535/550

Water Fund	(1,251,614)
Impact Fee Funds	305,511
	-69

Reserved - Fixed Assets Infrastructure
Reserved - Fixed Assets

500-0900-5816	3,535,695	257
500-0900-5824	500,000	36
	4,035,695	142

Meter Funding still needing to be determined, part ARPA
Depreciation Expense Estimate

Difference	-211
------------	-------------

-9 a piece if averaged

Updated 2/15/23

120 days cash = \$1.88Mil

510
555

Wastewater Fund	853,033
Impact Fee Funds	(58,850)
	794,183
	51

Manually removed obligated by Council 2/28/23 for Master plan

Reserved - Fixed Assets Infrastructure
Reserved - Fixed Assets Equipment
Reserved - Fixed Assets

510-0950-5816	3,206,237	205
510-0950-5810	360,638	23
510-0950-5824	500,000	32
	4,066,875	144

Difference	-93
------------	------------

	Pooled Cash GL 999	Pooled Cash Bank, 999	Balance Sheet Cash	End Bank Balances	Outstanding Checks and other	Outstanding Deposits
General Fund, 001*	5,127,295	15,769,873	5,128,295	14,647,147	801,406	1,924,132
Sales Tax Fund, 002	3,206,110		3,206,110			(1,000)
Franchise Fees, 003	4,089,983		4,089,983			0
Designated Tax Fund, 005	2,323,380		2,323,380			0
ARPA Investments, 007			1,285,266	1,285,266		0
Electronic Fund, 010			7,280	1,635,805	211,891	(1,416,634)
Parks 1/8 Sales Tax, 045	333,905		333,905			0
Animal Control Donation, 020	58,838	(500)	59,338			0
Act 833 of 1991 Fire, 051	54,879		54,879			0
Fire 3/8 Sales Tax Fire, 055	716,245		716,245			0
Act 918 of 1983 Police, 061	50,305		50,305			0
Act 988 of 1991 Police, 062	33,667		33,667			0
Federal Drug Control PD, 066			29,256	29,256		0
State Drug Control PD, 068			23,127	23,127		0
Act 1256 of 1995 Court, 030	1		1	1		0
Act 1809 of 2001 Court, 031	70,942		70,942			0
Street Fund, 080	2,163,573	4,175,569	2,163,573	4,175,569		0
Street Bond 2016 DS, 185			169,311	169,311		0
Street Bond 2016 DSF, 186			327,081	327,081		0
Street Bond Construction, 187			2,821,428	2,821,428		0
LT Govt Capital Assets, 090			0			0
2016 SU Bond Spc Red, 110			25,510	25,510		0
2016 SU Bond DSR, 113			742,409	742,409		0
2016 SU Bond Fund, 114			1,906,499	1,906,499		0
LT Govt Debt, 165			0			0
2022 Amend 78, 167			261,326	261,326		0
Advert&Promo Cash held, 700			20,827	20,827		0
Water Fund, 500*	(1,251,614)	316,183	(1,251,004)	830,902	14,633	(610)
Wastewater Fund, 510	853,033	29,055	853,033	29,055		\$2485.84 dep from 9/9/22?
Stormwater Cap Fund 515	176,177		176,177			(0) \$8596.52 from 12/1 to 12/5/22 combined \$6110.68
Enterprise Depreciation 525	1,704,586		1,704,586			0
Sub Div Impact Fund 535	27,748		27,748			0
Water Impact Fund 550	277,763		277,763			0
Wastewater Impact Fund 555	273,326		273,326			0
2017 W/WW Bond, 604			106,357	106,357		0
2017 W/WW DSR, 606			265,808	265,808		0
Totals	20,290,141	20,290,180	28,283,738	29,302,685	1,027,930	7,412
						(1,610)

*Change Drawer amounts in Depts 120 and 200 of \$200 and depts 300 and 430 of \$300 equals \$1000 difference, and \$610 on fund 500

** The Shading above denotes the eight groups on the following eight pages of balance sheets, General Govt, Public Safety, Courts, Streets, Long Term Govt, Enter., E. Debt

Poolled Cash Report

Bryant, AR

For the Period Ending 4/30/2023



ACCOUNT #	ACCOUNT NAME	BEGINNING BALANCE	CURRENT ACTIVITY	CURRENT BALANCE
-----------	--------------	-------------------	------------------	-----------------

CLAIM ON CASH

001-0000-1001	Claim on Cash	5,287,818.94	(160,524.03)	5,127,294.91
002-0000-1001	Claim on Cash	3,259,430.00	(53,319.64)	3,206,110.36
003-0000-1001	Claim on Cash	4,075,860.05	14,122.50	4,089,982.55
005-0000-1001	Claim on Cash	2,376,699.42	(53,319.64)	2,323,379.78
020-0000-1001	Claim on Cash	60,049.18	(1,211.04)	58,838.14
031-0000-1001	Claim on Cash	70,297.28	644.48	70,941.76
045-0000-1001	Claim on Cash	340,569.50	(6,664.71)	333,904.79
051-0000-1001	Claim on Cash	54,878.92	0.00	54,878.92
055-0000-1001	Claim on Cash	736,240.55	(19,995.12)	716,245.43
061-0000-1001	Claim on Cash	55,279.96	(4,974.68)	50,305.28
062-0000-1001	Claim on Cash	33,422.86	244.20	33,667.06
080-0000-1001	Claim on Cash	2,146,510.72	17,061.30	2,163,572.02
500-0000-1001	Claim on Cash	(487,867.28)	(763,746.49)	(1,251,613.77)
510-0000-1001	Claim on Cash	838,081.95	14,951.30	853,033.25
515-0000-1001	Claim on Cash	910,699.77	(734,523.22)	176,176.55
525-0000-1001	Claim on Cash	1,665,108.26	39,478.15	1,704,586.41
535-0000-1001	Claim on Cash	27,747.94	0.00	27,747.94
550-0000-1001	Claim on Cash	275,363.06	2,400.00	277,763.06
555-0000-1001	Claim on Cash	273,325.74	0.00	273,325.74
TOTAL CLAIM ON CASH		21,999,516.82	(1,709,376.64)	20,290,140.18

CASH IN BANK

999-0000-1000	Cash General Fund	14,883,256.68	886,616.34	15,769,873.02
999-0000-1024	Cash Animal Control Donations	(500.00)	0.00	(500.00)
999-0000-1031	Cash Street Fund	3,981,428.99	194,139.62	4,175,568.61
999-0000-1032	Cash Revenue Water Fund	3,106,275.69	(2,790,092.60)	316,183.09
999-0000-1033	Cash Water Operating Fund	29,055.46	0.00	29,055.46
TOTAL: Cash in Bank		21,999,516.82	(1,709,336.64)	20,290,180.18
TOTAL CASH IN BANK		21,999,516.82	(1,709,336.64)	20,290,180.18

DUE TO OTHER FUNDS

999-0000-2500	Due to Other Funds	21,999,516.82	(1,709,336.64)	20,290,180.18
TOTAL DUE TO OTHER FUNDS		21,999,516.82	(1,709,336.64)	20,290,180.18

Claim on Cash	20,290,140.18	Claim on Cash	20,290,140.18
Cash in Bank	20,290,180.18	Cash in Bank	20,290,180.18
Difference	(40.00)	Difference	(40.00)

ACCOUNT #	ACCOUNT NAME	BEGINNING BALANCE	CURRENT ACTIVITY	CURRENT BALANCE
001-0000-2001	Accounts Payable Pending	0.00	328.00	328.00
002-0000-2001	Accounts Payable Pending	0.00	0.00	0.00
003-0000-2001	Accounts Payable Pending	0.00	0.00	0.00
005-0000-2001	Accounts Payable Pending	0.00	0.00	0.00
020-0000-2001	Accounts Payable Pending	0.00	0.00	0.00
031-0000-2001	Accounts Payable Pending	0.00	0.00	0.00
045-0000-2001	Accounts Payable Pending	0.00	0.00	0.00
051-0000-2001	Accounts Payable Pending	0.00	0.00	0.00
055-0000-2001	Accounts Payable Pending	0.00	0.00	0.00
061-0000-2001	Accounts Payable Pending	0.00	0.00	0.00
062-0000-2001	Accounts Payable Pending	0.00	0.00	0.00
080-0000-2001	Accounts Payable Pending	0.00	0.00	0.00
500-0000-2001	Accounts Payable Pending	0.00	0.00	0.00
510-0000-2001	Accounts Payable Pending	0.00	0.00	0.00
515-0000-2001	Accounts Payable Pending	0.00	0.00	0.00
525-0000-2001	Accounts Payable Pending	0.00	0.00	0.00
535-0000-2001	Accounts Payable Pending	0.00	0.00	0.00
550-0000-2001	Accounts Payable Pending	0.00	0.00	0.00
555-0000-2001	Accounts Payable Pending	0.00	0.00	0.00
999-0000-1551	Due From General Fund	0.00	(328.00)	(328.00)
999-0000-1552	Due From Sales Tax Fund	0.00	0.00	0.00
999-0000-1553	Due From Franchise Fees Fund	0.00	0.00	0.00
999-0000-1554	Due From Designated Tax Fund	0.00	0.00	0.00
999-0000-1555	Due From Animal Control Donation	0.00	0.00	0.00
999-0000-1556	Due From Act 1809 of 2001 Court Auto	0.00	0.00	0.00
999-0000-1557	Due From Park 1/8 SalesTax O & M	0.00	0.00	0.00
999-0000-1558	Due From Act 833 of 1991 Fire	0.00	0.00	0.00
999-0000-1559	Due From Fire 3/8 SalesTax	0.00	0.00	0.00
999-0000-1560	Due From Act 918 of 1983 Police	0.00	0.00	0.00
999-0000-1561	Due From Act 988 of 1991 Emerg Veh	0.00	0.00	0.00
999-0000-1562	Due From Street Fund	0.00	0.00	0.00
999-0000-1563	Due From Revenue Fund - Water & WW	0.00	0.00	0.00
999-0000-1564	Due From Water Operating Fund	0.00	0.00	0.00
999-0000-1565	Due From Stormwater Utility Fund	0.00	0.00	0.00
999-0000-1566	Due From Depreciation - WW	0.00	0.00	0.00
999-0000-1567	Due From Sub-Div Impact WW	0.00	0.00	0.00
999-0000-1568	Due From Impact - Water	0.00	0.00	0.00
999-0000-1569	Due From Impact - WW	0.00	0.00	0.00
TOTAL DUE FROM OTHER FUNDS				
999-0000-2000	Accounts Payable	0.00	328.00	328.00
ACCOUNTS PAYABLE				
TOTAL ACCOUNTS PAYABLE				
999-0000-2000	Accounts Payable	0.00	328.00	328.00
AP Pending				
999-0000-2001	Due From Other Funds	0.00	328.00	328.00
Difference				
		0.00	0.00	0.00
AP Pending				
999-0000-2001	Due From Other Funds	0.00	328.00	328.00
Difference				
		0.00	0.00	0.00



Bryant, AR

Balance Sheet

Account Summary

AS OF 04/30/2023

Category	001 - General Fund	002 - Sales Tax Fund	003 - Franchise Fees Fund	005 - Designated Tax Fund	007 - Investment Account	010 - Electronic Tax	045 - Park 1/8 Sales Tax O & M	Total
Asset								
A01 - Cash & Equivalents	5,128,294.91	3,206,110.36	4,089,982.55	2,323,379.78	1,285,266.04	7,279.90	333,904.79	16,374,218.33
A10 - Receivables	5,074.94	0.00	0.00	0.00	0.00	0.00	0.00	5,074.94
Total Asset:	5,133,369.85	3,206,110.36	4,089,982.55	2,323,379.78	1,285,266.04	7,279.90	333,904.79	16,379,293.27
Liability								
L01 - Current Liabilities	37,386.77	0.00	0.00	0.00	0.00	7,279.90	0.00	44,666.67
Total Liability:	37,386.77	0.00	0.00	0.00	0.00	7,279.90	0.00	44,666.67
Equity								
Q30 - Equity	5,967,526.05	3,232,963.68	3,808,152.22	2,350,233.10	2,122,972.15	0.00	337,260.46	17,819,107.66
Total Total Beginning Equity:	5,967,526.05	3,232,963.68	3,808,152.22	2,350,233.10	2,122,972.15	0.00	337,260.46	17,819,107.66
Total Revenue	5,750,043.48	2,076,482.68	552,869.86	2,076,482.68	3,149.94	0.00	259,560.33	10,718,588.97
Total Expense	6,621,586.45	2,103,336.00	271,039.53	2,103,336.00	840,856.05	0.00	262,916.00	12,203,070.03
Revenues Over/Under Expenses	-871,542.97	-26,853.32	281,830.33	-26,853.32	-837,706.11	0.00	-3,355.67	-1,484,481.06
Total Equity and Current Surplus (Deficit):	5,095,983.08	3,206,110.36	4,089,982.55	2,323,379.78	1,285,266.04	0.00	333,904.79	16,334,626.60
Total Liabilities, Equity and Current Surplus (Deficit):	5,133,369.85	3,206,110.36	4,089,982.55	2,323,379.78	1,285,266.04	7,279.90	333,904.79	16,379,293.27



Bryant, AR

Balance Sheet Account Summary

As Of 04/30/2023

Category	020 - Animal Control Donatio	051 - Act 833 of 1991 Fire	055 - Fire 3/8 SalesTax	061 - Act 918 of 1983 Police	062 - Act 988 of 1991 Emerg Veh	066 - Federal Drug Control	068 - State Drug Control	Total
Asset								
A01 - Cash & Equivalents	59,338.14	54,878.92	716,245.43	50,305.28	33,667.06	29,255.92	23,126.69	966,817.44
Total Asset:	59,338.14	54,878.92	716,245.43	50,305.28	33,667.06	29,255.92	23,126.69	966,817.44
Liability								
L01 - Current Liabilities	47,263.78	0.00	0.00	0.00	0.00	0.00	0.00	47,263.78
Total Liability:	47,263.78	0.00	0.00	0.00	0.00	0.00	0.00	47,263.78
Equity								
Q30 - Equity	13,058.78	92,240.22	726,316.45	51,252.04	32,810.89	29,254.97	23,125.93	968,059.28
Total Total Beginning Equity:	13,058.78	92,240.22	726,316.45	51,252.04	32,810.89	29,254.97	23,125.93	968,059.28
Total Revenue	0.00	0.00	778,680.98	5,370.56	856.17	0.95	0.76	784,909.42
Total Expense	984.42	37,361.30	788,752.00	6,317.32	0.00	0.00	0.00	833,415.04
Revenues Over/Under Expenses	-984.42	-37,361.30	-10,071.02	-946.76	856.17	0.95	0.76	-48,505.62
Total Equity and Current Surplus (Deficit):	12,074.36	54,878.92	716,245.43	50,305.28	33,667.06	29,255.92	23,126.69	919,553.66
Total Liabilities, Equity and Current Surplus (Deficit):	59,338.14	54,878.92	716,245.43	50,305.28	33,667.06	29,255.92	23,126.69	966,817.44



Bryant, AR

Balance Sheet Account Summary

AS OF 04/30/2023

Category	030 - Act 1256 of 1995 Court	031 - Act 1809 of 2001 Court Auto		Total
Asset				
A01 - Cash & Equivalents	1.08	70,941.76		70,942.84
	1.08	70,941.76		70,942.84
Equity				
Q30 - Equity	1.08	70,200.16		70,201.24
	1.08	70,200.16		70,201.24
Total Revenue	90,569.14	12,136.00		102,705.14
Total Expense	90,569.14	11,394.40		101,963.54
Revenues Over/Under Expenses	0.00	741.60		741.60
	1.08	70,941.76		70,942.84
Total Liabilities, Equity and Current Surplus (Deficit):	1.08	70,941.76		70,942.84



Bryant, AR

Balance Sheet Account Summary

AS OF 04/30/2023

Category	080 - Street Fun	185 - Street Bond 2016 DS	186 - Street Bond 2016 DSR	187 - 2016 Street Construction Fu	Total
Asset					
A01 - Cash & Equivalents	2,163,573.27	169,311.45	327,081.32	2,821,427.53	5,481,393.57
Total Asset:	2,163,573.27	169,311.45	327,081.32	2,821,427.53	5,481,393.57
Equity					
Q30 - Equity	2,557,926.24	459,035.17	324,793.75	3,594,475.82	6,936,230.98
Total Total Beginning Equity:	2,557,926.24	459,035.17	324,793.75	3,594,475.82	6,936,230.98
Total Revenue	1,303,705.02	217,831.48	4,392.86	27,464.02	1,553,393.38
Total Expense	1,698,057.99	507,555.20	2,105.29	800,512.31	3,008,230.79
Revenues Over/Under Expenses	-394,352.97	-289,723.72	2,287.57	-773,048.29	-1,454,837.41
Total Equity and Current Surplus (Deficit):	2,163,573.27	169,311.45	327,081.32	2,821,427.53	5,481,393.57
Total Liabilities, Equity and Current Surplus (Deficit):	2,163,573.27	169,311.45	327,081.32	2,821,427.53	5,481,393.57



Bryant, AR

Balance Sheet Account Summary

AS OF 04/30/2023

Category	090 - Long Term Governmental Capital Asset Fund	110 - Special Redemp - 2016 Bond	113 - Debt Service Reserve Fund	114 - 2016 Bond Fund	165 - Long Term Governmental Debt Fund	167 - 2022 Amend 78	700 - A/P Tax Commission	Total
Asset								
A01 - Cash & Equivalents	0.00	25,510.32	742,409.38	1,906,499.06	0.00	261,326.35	20,827.24	2,956,572.35
A30 - Fixed Assets	40,933,158.75	0.00	0.00	0.00	0.00	0.00	0.00	40,933,158.75
A50 - Other Assets	0.00	0.00	0.00	0.00	2,633,493.10	0.00	0.00	2,633,493.10
Total Asset:	40,933,158.75	25,510.32	742,409.38	1,906,499.06	2,633,493.10	261,326.35	20,827.24	46,523,224.20
Liability								
L01 - Current Liabilities	0.00	0.00	0.00	59,153.00	0.00	0.00	0.00	59,153.00
L80 - Long Term Liabilities	0.00	0.00	0.00	0.00	46,150,391.59	0.00	0.00	46,150,391.59
Total Liability:	0.00	0.00	0.00	59,153.00	46,150,391.59	0.00	0.00	46,209,544.59
Equity								
Q30 - Equity	40,933,158.75	14,809.51	742,409.38	793,898.31	-43,516,898.49	301,526.35	233,654.64	-497,441.55
Total Total Beginning Equity:	40,933,158.75	14,809.51	742,409.38	793,898.31	-43,516,898.49	301,526.35	233,654.64	-497,441.55
Total Revenue	0.00	10,700.81	10,441.37	1,053,447.75	0.00	-40,200.00	70.64	1,034,460.57
Total Expense	0.00	0.00	10,441.37	0.00	0.00	0.00	212,898.04	223,339.41
Revenues Over/Under Expenses	0.00	10,700.81	0.00	1,053,447.75	0.00	-40,200.00	-212,827.40	811,121.16
Total Equity and Current Surplus (Deficit):	40,933,158.75	25,510.32	742,409.38	1,847,346.06	-43,516,898.49	261,326.35	20,827.24	313,679.61
Total Liabilities, Equity and Current Surplus (Deficit):	40,933,158.75	25,510.32	742,409.38	1,906,499.06	2,633,493.10	261,326.35	20,827.24	46,523,224.20



Bryant, AR

Balance Sheet Account Summary

AS OF 04/30/2023

Category	500 - Water Fun	510 - Wastewater Fun	515 - Stormwater Utili	525 - Depreciation - WW	535 - Sub-Div Impact WW	550 - Impact - Water	555 - Impact - WW	Total
Asset								
A01 - Cash & Equivalents	-1,251,003.77	853,033.25	176,176.55	1,704,586.41	27,747.94	277,763.06	273,325.74	2,061,629.18
A10 - Receivables	583,841.97	125,544.48	0.00	0.00	0.00	0.00	0.00	709,386.45
A30 - Fixed Assets	14,632,314.85	19,101,937.05	1,537,375.91	0.00	0.00	0.00	0.00	35,271,627.81
A50 - Other Assets	0.00	389,753.86	0.00	0.00	0.00	0.00	0.00	389,753.86
Total Asset:	13,965,153.05	20,470,268.64	1,713,552.46	1,704,586.41	27,747.94	277,763.06	273,325.74	38,432,397.30
Liability								
L01 - Current Liabilities	752,385.46	1,079,292.91	0.00	0.00	0.00	0.00	0.00	1,831,678.37
L80 - Long Term Liabilities	5,408,403.08	7,707,987.85	0.00	0.00	0.00	0.00	0.00	13,116,390.93
Total Liability:	6,160,788.54	8,787,280.76	0.00	0.00	0.00	0.00	0.00	14,948,069.30
Equity								
Q30 - Equity	10,196,476.03	11,536,716.74	2,451,911.53	1,549,934.31	27,747.94	274,163.06	273,325.74	26,310,275.35
Total Total Beginning Equity:	10,196,476.03	11,536,716.74	2,451,911.53	1,549,934.31	27,747.94	274,163.06	273,325.74	26,310,275.35
Total Revenue	3,377,652.38	1,736,968.16	860,536.60	154,652.10	0.00	3,600.00	0.00	6,133,409.24
Total Expense	5,769,763.90	1,590,697.02	1,598,895.67	0.00	0.00	0.00	0.00	8,959,356.59
Revenues Over/Under Expenses	-2,392,111.52	146,271.14	-738,359.07	154,652.10	0.00	3,600.00	0.00	-2,825,947.35
Total Equity and Current Surplus (Deficit):	7,804,364.51	11,682,987.88	1,713,552.46	1,704,586.41	27,747.94	277,763.06	273,325.74	23,484,328.00
Total Liabilities, Equity and Current Surplus (Deficit):	13,965,153.05	20,470,268.64	1,713,552.46	1,704,586.41	27,747.94	277,763.06	273,325.74	38,432,397.30



Bryant, AR

Balance Sheet Account Summary

As Of 04/30/2023

Category	604 - W/WW Ref Rev 2017 Bd Fr	606 - W/WW Ref Rev Bonds 2017 DSR	Total
Asset			
A01 - Cash & Equivalents	106,357.04	265,807.52	372,164.56
Total Asset:	106,357.04	265,807.52	372,164.56
Liability			
L01 - Current Liabilities	-91,035.36	0.00	-91,035.36
Total Liability:	-91,035.36	0.00	-91,035.36
Equity			
Q30 - Equity	98,851.29	262,250.00	361,101.29
Total Total Beginning Equity:	98,851.29	262,250.00	361,101.29
Total Revenue	99,207.79	3,557.52	102,765.31
Total Expense	666.68	0.00	666.68
Revenues Over/Under Expenses	98,541.11	3,557.52	102,098.63
Total Equity and Current Surplus (Deficit):	197,392.40	265,807.52	463,199.92
Total Liabilities, Equity and Current Surplus (Deficit):	106,357.04	265,807.52	372,164.56



Bryant, AR

Budget Report Account Summary

For Fiscal: 2023 Period Ending: 04/30/2023

Fund: 001 - General Fund

Department: 0100 - Administration

Revenue

Category: R15 - Taxes - Property

State Turnback

Saline County Treasurer

001-0100-4150

001-0100-4151

Category: R15 - Taxes - Property Total:

Category: R60 - Miscellaneous Revenue

Miscellaneous Revenue

001-0100-4600

Category: R60 - Miscellaneous Revenue Total:

Category: R62 - Intergovernmental Tsfrs

Xfer from Sales Tax

Xfer Franchise Tax

001-0100-4627

001-0100-4629

Category: R62 - Intergovernmental Tsfrs Total:

Category: R85 - Interest Revenue

Interest Revenue

001-0100-4850

Category: R85 - Interest Revenue Total:

Revenue Total:

Expense

Category: E01 - Personnel Expense

001-0100-5000

001-0100-5001

001-0100-5005

001-0100-5010

001-0100-5020

001-0100-5022

001-0100-5025

001-0100-5030

001-0100-5040

001-0100-5042

001-0100-5050

001-0100-5054

001-0100-5055

001-0100-5057

Salary Expense

Elected Off. 2009-24,2011-27

SWB Reimbursement

Overtime Expense

FICA Expense

Unemployment Expense

Worker's Comp Expense

APERS Expense

Health Insurance Expense

Employee Assistance Program

Physical & Drug Screen Exp

Bring Your Own Device - Phone

Uniform Expense

Vehicle Allowance

	Original Total Budget	Current Total Budget	Period Activity	Fiscal Activity	Encumbrances	Variance Favorable (Unfavorable)	Percent Remaining
	308,400.00	308,400.00	19,915.58	100,267.56	0.00	-208,132.44	67.49 %
	564,000.00	564,000.00	56,394.78	118,339.58	0.00	-445,660.42	79.02 %
Category: R15 - Taxes - Property Total:	872,400.00	872,400.00	76,310.36	218,607.14	0.00	-653,792.86	74.94%
	1,000.00	1,000.00	33,644.86	33,644.86	0.00	32,644.86	3,364.49 %
Category: R60 - Miscellaneous Revenue Total:	1,000.00	1,000.00	33,644.86	33,644.86	0.00	32,644.86	3,264.49%
	6,310,008.00	6,310,008.00	525,834.00	2,103,336.00	0.00	-4,206,672.00	66.67 %
	175,000.00	175,000.00	14,583.33	58,333.32	0.00	-116,666.68	66.67 %
Category: R62 - Intergovernmental Tsfrs Total:	6,485,008.00	6,485,008.00	540,417.33	2,161,669.32	0.00	-4,323,338.68	66.67%
	1,000.00	1,000.00	0.00	0.00	0.00	-1,000.00	100.00 %
Category: R85 - Interest Revenue Total:	1,000.00	1,000.00	0.00	0.00	0.00	-1,000.00	100.00%
Revenue Total:	7,359,408.00	7,359,408.00	650,372.55	2,413,921.32	0.00	-4,945,486.68	67.20%
	1,027,681.78	970,045.78	73,647.79	331,154.14	0.00	638,891.64	65.86 %
	322,496.00	324,038.00	23,705.62	112,712.88	0.00	211,325.12	65.22 %
	-1,372,373.00	-1,372,373.00	-114,364.43	-457,457.72	0.00	-914,915.28	66.67 %
	5,000.00	5,000.00	1,237.63	3,039.21	0.00	1,960.79	39.22 %
	100,626.76	91,766.76	7,508.30	33,596.23	0.00	58,170.53	63.39 %
	960.00	960.00	0.00	329.36	0.00	630.64	65.69 %
	1,600.00	550.00	0.00	395.39	0.00	154.61	28.11 %
	207,001.05	189,383.05	15,026.63	67,377.12	0.00	122,005.93	64.42 %
	168,005.28	147,903.28	11,571.44	46,285.76	0.00	101,617.52	68.71 %
	4,000.00	4,000.00	985.88	1,971.76	0.00	2,028.24	50.71 %
	800.00	800.00	0.00	0.00	0.00	800.00	100.00 %
	300.00	300.00	25.00	100.00	0.00	200.00	66.67 %
	500.00	500.00	0.00	0.00	0.00	500.00	100.00 %
	6,000.00	6,000.00	2,076.84	2,076.84	0.00	3,923.16	65.39 %

Budget Report

For Fiscal: 2023 Period Ending: 04/30/2023

	Original Total Budget	Current Total Budget	Period Activity	Fiscal Activity	Encumbrances	Variance Favorable (Unfavorable)	Percent Remaining
001-0100-5060	25,700.00	25,700.00	2,157.15	3,875.02	0.00	21,824.98	84.92 %
001-0100-5062	9,706.00	9,706.00	0.00	0.00	600.00	9,106.00	93.82 %
001-0100-5063	1,000.00	1,000.00	0.00	0.00	0.00	1,000.00	100.00 %
001-0100-5065	100.00	100.00	0.00	0.00	0.00	100.00	100.00 %
Category: E01 - Personnel Expense Total:							
	509,103.87	405,379.87	23,577.85	145,455.99	600.00	259,323.88	63.97%
Category: E10 - Building & Grounds Exp							
001-0100-5102	5,000.00	14,383.77	1,124.14	14,631.48	0.00	-247.71	-1.72 %
001-0100-5104	5,500.00	5,500.00	350.00	1,050.00	1,400.00	3,050.00	55.45 %
001-0100-5110	8,400.00	8,400.00	402.17	1,690.09	0.00	6,709.91	79.88 %
001-0100-5111	1,000.00	1,000.00	157.93	943.06	0.00	56.94	5.69 %
001-0100-5112	750.00	750.00	72.33	294.50	0.00	455.50	60.73 %
001-0100-5115	8,640.24	8,640.24	764.96	3,054.84	1,900.00	3,685.40	42.65 %
001-0100-5116	7,440.00	7,440.00	656.30	2,686.83	1,860.00	2,893.17	38.89 %
001-0100-5120	4,136.00	4,136.00	0.00	0.00	0.00	4,136.00	100.00 %
001-0100-5130	1,080.00	1,080.00	87.42	370.38	0.00	709.62	65.71 %
001-0100-5142	4,500.00	4,500.00	1,465.64	3,398.45	0.00	1,101.55	24.48 %
001-0100-5145	1,000.00	1,000.00	0.00	0.00	0.00	1,000.00	100.00 %
Category: E10 - Building & Grounds Exp Total:							
	47,446.24	56,830.01	5,080.89	28,119.63	5,160.00	23,550.38	41.44%
Category: E20 - Vehicle Expense							
001-0100-5200	1,500.00	1,500.00	1,035.95	1,035.95	50.00	414.05	27.60 %
001-0100-5212	1,000.00	1,000.00	0.00	69.72	0.00	930.28	93.03 %
001-0100-5225	1,500.00	1,150.00	0.00	0.00	0.00	1,150.00	100.00 %
Category: E20 - Vehicle Expense Total:							
	4,000.00	3,650.00	1,035.95	1,105.67	50.00	2,494.33	68.34%
Category: E30 - Supply Expense							
001-0100-5300	4,500.00	4,500.00	402.61	2,238.45	495.00	1,766.55	39.26 %
001-0100-5334	2,000.00	2,000.00	0.00	0.00	0.00	2,000.00	100.00 %
001-0100-5350	1,400.00	1,400.00	-64.22	1,066.17	125.00	208.83	14.92 %
Category: E30 - Supply Expense Total:							
	7,900.00	7,900.00	338.39	3,304.62	620.00	3,975.38	50.32%
Category: E40 - Operations Expense							
001-0100-5480	76,212.00	76,212.00	499.29	1,073.12	0.00	75,138.88	98.59 %
001-0100-5505	13,500.00	13,500.00	81.37	286.89	0.00	13,213.11	97.87 %
001-0100-5506	7,100.00	7,100.00	0.00	356.94	0.00	6,743.06	94.97 %
001-0100-5510	500.00	500.00	0.00	0.00	0.00	500.00	100.00 %
001-0100-5535	2,500.00	2,500.00	0.00	137.00	0.00	2,363.00	94.52 %
Category: E40 - Operations Expense Total:							
	99,812.00	99,812.00	580.66	1,853.95	0.00	97,958.05	98.14%
Category: E55 - Professional Services							
001-0100-5550	12,750.00	12,750.00	0.00	0.00	0.00	12,750.00	100.00 %
001-0100-5553	7,500.00	7,500.00	0.00	198.75	0.00	7,301.25	97.35 %
001-0100-5583	12,000.00	12,000.00	0.00	468.28	1,500.00	10,031.72	83.60 %
001-0100-5586	61,440.00	61,440.00	252.55	15,999.29	2,169.78	43,270.93	70.43 %

Budget Report

For Fiscal: 2023 Period Ending: 04/30/2023

	Original Total Budget	Current Total Budget	Period Activity	Fiscal Activity	Encumbrances	Variance Favorable (Unfavorable)	Percent Remaining
001-0100-5588	2,500.00	2,500.00	0.00	0.00	0.00	2,500.00	100.00 %
001-0100-5589	100.00	100.00	0.00	0.00	0.00	100.00	100.00 %
Category: E55 - Professional Services Total:							
	96,290.00	96,290.00	252.55	16,666.32	3,669.78	75,953.90	78.88%
Category: E60 - Miscellaneous Expense							
001-0100-5600	100.00	100.00	303.14	566.47	0.00	-466.47	-466.47 %
001-0100-5608	14,520.00	14,520.00	0.00	1,155.87	0.00	13,364.13	92.04 %
Category: E60 - Miscellaneous Expense Total:							
	14,620.00	14,620.00	303.14	1,722.34	0.00	12,897.66	88.22%
Category: E68 - Donation Expense							
001-0100-5680	50,000.00	50,000.00	12,500.00	25,000.00	0.00	25,000.00	50.00 %
001-0100-5681	30,000.00	35,000.00	7,500.00	19,914.96	0.00	15,085.04	43.10 %
001-0100-5682	10,000.00	10,000.00	0.00	0.00	0.00	10,000.00	100.00 %
Category: E68 - Donation Expense Total:							
	90,000.00	95,000.00	20,000.00	44,914.96	0.00	50,085.04	52.72%
Expense Total:							
	869,172.11	779,481.88	51,169.43	243,143.48	10,099.78	526,238.62	67.51%
Department: 0100 - Administration Surplus (Deficit):							
	6,490,235.89	6,579,926.12	599,203.12	2,170,777.84	-10,099.78	-4,419,248.06	67.16%
Department: 0110 - Information Technology Expense							
Category: E01 - Personnel Expense							
001-0110-5060	6,000.00	6,000.00	0.00	0.00	0.00	6,000.00	100.00 %
Category: E01 - Personnel Expense Total:							
	6,000.00	6,000.00	0.00	0.00	0.00	6,000.00	100.00%
Category: E60 - Miscellaneous Expense							
001-0110-5604	36,500.00	36,500.00	251.20	11,032.05	24,000.00	1,467.95	4.02 %
001-0110-5606	25,000.00	25,000.00	1,127.89	1,147.66	0.00	23,852.34	95.41 %
001-0110-5608	86,075.00	86,075.00	0.00	25,104.88	0.00	60,970.12	70.83 %
001-0110-5610	8,000.00	8,000.00	36,192.00	36,594.93	13,275.00	-41,869.93	-523.37 %
001-0110-5612	1,000.00	1,000.00	0.00	28.00	0.00	972.00	97.20 %
001-0110-5614	22,800.00	22,800.00	2,501.26	9,595.95	1,750.00	11,454.05	50.24 %
Category: E60 - Miscellaneous Expense Total:							
	179,375.00	179,375.00	40,072.35	83,503.47	39,025.00	56,846.53	31.69%
Category: E80 - Fixed Assets							
001-0110-5808	0.00	35,000.00	30,000.00	30,000.00	0.00	5,000.00	14.29 %
001-0110-5810	0.00	66,497.09	0.00	0.00	66,497.09	0.00	0.00 %
Category: E80 - Fixed Assets Total:							
	0.00	101,497.09	30,000.00	30,000.00	66,497.09	5,000.00	4.93%
Expense Total:							
	185,375.00	286,872.09	70,072.35	113,503.47	105,522.09	67,846.53	23.65%
Department: 0110 - Information Technology Total:							
	185,375.00	286,872.09	70,072.35	113,503.47	105,522.09	67,846.53	23.65%
Department: 0120 - Planning & Development Revenue							
Category: R10 - Taxes - Sales							
001-0120-4656	90,000.00	90,000.00	13,388.39	45,653.03	0.00	-44,346.97	49.27 %
Category: R10 - Taxes - Sales Total:							
	90,000.00	90,000.00	13,388.39	45,653.03	0.00	-44,346.97	49.27%

Budget Report

	Original Total Budget	Current Total Budget	Period Activity	Fiscal Activity	Encumbrances	Variance		Percent Remaining
						Favorable	(Unfavorable)	
Category: R20 - Licenses Permits & Fees								
001-0120-4200	10,000.00	10,000.00	326.93	2,744.56	0.00	-7,255.44	72.55 %	
001-0120-4206	3,000.00	3,000.00	0.00	540.00	0.00	-2,460.00	82.00 %	
001-0120-4208	150,000.00	150,000.00	5,300.00	50,368.75	0.00	-99,631.25	66.42 %	
001-0120-4210	6,500.00	6,500.00	640.00	3,941.40	0.00	-2,558.60	39.36 %	
001-0120-4214	90,000.00	90,000.00	7,096.08	29,327.08	0.00	-60,672.92	67.41 %	
001-0120-4220	50,000.00	50,000.00	5,145.32	22,591.69	0.00	-27,408.31	54.82 %	
001-0120-4226	5,000.00	5,000.00	100.00	600.00	0.00	-4,400.00	88.00 %	
001-0120-4228	60,000.00	60,000.00	1,035.00	4,413.00	0.00	-55,587.00	92.65 %	
001-0120-4230	3,000.00	3,000.00	366.00	1,449.00	0.00	-1,551.00	51.70 %	
001-0120-4232	50,000.00	50,000.00	3,655.68	11,430.66	0.00	-38,569.34	77.14 %	
001-0120-4234	5,000.00	5,000.00	1,010.00	2,905.00	0.00	-2,905.00	41.90 %	
001-0120-4236	40,000.00	40,000.00	4,248.12	13,512.80	0.00	-26,487.20	66.22 %	
001-0120-4238	3,500.00	3,500.00	200.00	2,285.88	0.00	-1,214.12	34.69 %	
001-0120-4240	250.00	250.00	0.00	0.00	0.00	-250.00	100.00 %	
001-0120-4242	6,500.00	6,500.00	390.00	6,170.00	0.00	-330.00	5.08 %	
001-0120-4244	0.00	0.00	90.00	180.00	0.00	180.00	0.00 %	
001-0120-4248	4,000.00	4,000.00	576.76	1,188.34	0.00	-2,811.66	70.29 %	
001-0120-4250	4,500.00	4,500.00	52.00	948.00	0.00	-3,552.00	78.93 %	
001-0120-4256	6,000.00	6,000.00	0.00	75.00	0.00	-5,925.00	98.75 %	
001-0120-4258	30,000.00	30,000.00	0.00	1,625.00	0.00	-28,375.00	94.58 %	
Category: R20 - Licenses Permits & Fees Total:								
	527,250.00	527,250.00	30,231.89	156,296.16	0.00	-370,953.84	70.36%	

Revenue Total: **617,250.00** **43,620.28** **201,949.19** **0.00** **-415,300.81** **67.28%**

Expense								
Category: E01 - Personnel Expense								
001-0120-5000	407,986.68	407,986.68	31,700.63	139,301.29	0.00	268,685.39	65.86 %	
001-0120-5010	1,500.00	1,500.00	0.00	0.00	0.00	1,500.00	100.00 %	
001-0120-5020	31,325.74	31,325.74	2,373.38	10,451.03	0.00	20,874.71	66.64 %	
001-0120-5022	420.00	420.00	0.00	147.83	0.00	272.17	64.80 %	
001-0120-5025	0.00	1,050.00	0.00	1,025.45	0.00	24.55	2.34 %	
001-0120-5030	60,849.00	60,849.00	4,699.50	20,712.80	0.00	40,136.20	65.96 %	
001-0120-5040	70,092.49	70,092.49	6,014.26	24,057.04	0.00	46,035.45	65.68 %	
001-0120-5050	150.00	150.00	0.00	0.00	0.00	150.00	100.00 %	
001-0120-5055	2,000.00	2,000.00	179.38	179.38	0.00	1,820.62	91.03 %	
001-0120-5060	12,500.00	12,500.00	2,460.91	3,634.41	0.00	8,865.59	70.92 %	
Category: E01 - Personnel Expense Total:								
	586,823.91	587,873.91	47,428.06	199,509.23	0.00	388,364.68	66.06%	

Category: E10 - Building & Grounds Exp								
001-0120-5110	1,320.00	1,320.00	100.54	422.53	0.00	897.47	67.99 %	
001-0120-5111	240.00	240.00	39.48	235.77	0.00	4.23	1.76 %	
001-0120-5112	200.00	200.00	18.27	73.81	0.00	126.19	63.10 %	
001-0120-5115	1,200.00	1,200.00	124.00	496.00	625.00	79.00	6.58 %	

Budget Report

For Fiscal: 2023 Period Ending: 04/30/2023

	Original Total Budget	Current Total Budget	Period Activity	Fiscal Activity	Encumbrances	Variance Favorable (Unfavorable) Remaining	Percent Remaining
001-0120-5116	5,160.00	5,160.00	318.29	1,295.36	975.00	2,889.64	56.00 %
001-0120-5120	320.00	320.00	0.00	0.00	0.00	320.00	100.00 %
001-0120-5130	265.00	265.00	21.56	86.24	0.00	178.76	67.46 %
Category: E10 - Building & Grounds Exp Total:	8,705.00	8,705.00	622.14	2,609.71	1,600.00	4,495.29	51.64%
Category: E20 - Vehicle Expense							
001-0120-5200	9,000.00	9,000.00	693.90	2,030.96	0.00	6,969.04	77.43 %
001-0120-5210	1,000.00	1,000.00	0.00	95.50	0.00	904.50	90.45 %
001-0120-5225	2,400.00	2,093.01	0.00	1,110.41	0.00	982.60	46.95 %
Category: E20 - Vehicle Expense Total:	12,400.00	12,093.01	693.90	3,236.87	0.00	8,856.14	73.23%
Category: E30 - Supply Expense							
001-0120-5300	2,500.00	2,500.00	0.00	582.43	0.00	1,917.57	76.70 %
001-0120-5350	2,000.00	2,000.00	8.70	189.96	125.00	1,685.04	84.25 %
Category: E30 - Supply Expense Total:	4,500.00	4,500.00	8.70	772.39	125.00	3,602.61	80.06%
Category: E40 - Operations Expense							
001-0120-5405	10,000.00	10,000.00	481.72	1,871.30	833.00	7,295.70	72.96 %
001-0120-5475	12,300.00	12,300.00	120.47	630.77	0.00	11,669.23	94.87 %
001-0120-5480	23,000.00	23,000.00	558.00	19,628.00	0.00	3,372.00	14.66 %
Category: E40 - Operations Expense Total:	45,300.00	45,300.00	1,160.19	22,130.07	833.00	22,336.93	49.31%
Category: E55 - Professional Services							
001-0120-5553	2,000.00	2,000.00	0.00	0.00	35.70	1,964.30	98.22 %
001-0120-5560	5,000.00	5,000.00	15.00	15.00	0.00	4,985.00	99.70 %
001-0120-5568	17,000.00	17,000.00	4,185.00	9,090.00	2,800.00	5,110.00	30.06 %
001-0120-5571	30,000.00	30,000.00	134.90	265.65	0.00	29,734.35	99.11 %
001-0120-5574	3,000.00	3,000.00	0.00	0.00	0.00	3,000.00	100.00 %
001-0120-5589	700.00	700.00	0.00	0.00	0.00	700.00	100.00 %
Category: E55 - Professional Services Total:	57,700.00	57,700.00	4,334.90	9,370.65	2,835.70	45,493.65	78.85%
Category: E60 - Miscellaneous Expense							
001-0120-5600	5,000.00	5,000.00	244.20	244.20	0.00	4,755.80	95.12 %
001-0120-5608	25,000.00	25,000.00	1,020.62	1,020.62	527.50	23,451.88	93.81 %
Category: E60 - Miscellaneous Expense Total:	30,000.00	30,000.00	1,264.82	1,264.82	527.50	28,207.68	94.03%
Category: E80 - Fixed Assets							
001-0120-5808	12,650.00	12,650.00	1,181.33	4,725.32	0.00	7,924.68	62.65 %
Category: E80 - Fixed Assets Total:	12,650.00	12,650.00	1,181.33	4,725.32	0.00	7,924.68	62.65%
Category: E85 - Interest Expense							
001-0120-5850	300.00	300.00	0.00	0.00	0.00	300.00	100.00 %
Category: E85 - Interest Expense Total:	300.00	300.00	0.00	0.00	0.00	300.00	100.00%
Expense Total:	758,378.91	759,121.92	56,694.04	243,619.06	5,921.20	509,581.66	67.13%
Department: 0120 - Planning & Development Surplus (Deficit):	-141,128.91	-141,871.92	-13,073.76	-41,669.87	-5,921.20	94,280.85	66.45%

Budget Report

For Fiscal: 2023 Period Ending: 04/30/2023

	Original Total Budget	Current Total Budget	Period Activity	Fiscal Activity	Encumbrances	Variance Favorable (Unfavorable)	Percent Remaining
Department: 0160 - Engineering Expense							
Category: E01 - Personnel Expense							
001-0160-5025	4,135.00	735.00	0.00	706.71	0.00	28.29	3.85 %
001-0160-5055	2,000.00	2,000.00	0.00	228.10	0.00	1,771.90	88.60 %
001-0160-5060	5,000.00	5,000.00	300.00	1,620.00	0.00	3,380.00	67.60 %
Category: E01 - Personnel Expense Total:	11,135.00	7,735.00	300.00	2,554.81	0.00	5,180.19	66.97%
Category: E10 - Building & Grounds Exp							
001-0160-5116	2,300.00	2,300.00	178.58	714.18	540.00	1,045.82	45.47 %
Category: E10 - Building & Grounds Exp Total:	2,300.00	2,300.00	178.58	714.18	540.00	1,045.82	45.47%
Category: E20 - Vehicle Expense							
001-0160-5200	7,500.00	7,500.00	115.58	3,363.39	0.00	4,136.61	55.15 %
001-0160-5210	1,200.00	1,200.00	0.00	564.87	0.00	635.13	52.93 %
001-0160-5225	1,700.00	1,913.23	0.00	1,904.81	0.00	8.42	0.44 %
Category: E20 - Vehicle Expense Total:	10,400.00	10,613.23	115.58	5,833.07	0.00	4,780.16	45.04%
Category: E30 - Supply Expense							
001-0160-5322	5,000.00	5,000.00	26.89	858.07	238.98	3,902.95	78.06 %
Category: E30 - Supply Expense Total:	5,000.00	5,000.00	26.89	858.07	238.98	3,902.95	78.06%
Category: E60 - Miscellaneous Expense							
001-0160-5604	5,000.00	5,000.00	0.00	0.00	0.00	5,000.00	100.00 %
001-0160-5608	5,650.00	5,650.00	0.00	0.00	0.00	5,650.00	100.00 %
Category: E60 - Miscellaneous Expense Total:	10,650.00	10,650.00	0.00	0.00	0.00	10,650.00	100.00%
Category: E80 - Fixed Assets							
001-0160-5808	19,000.00	19,000.00	1,611.72	6,446.88	0.00	12,553.12	66.07 %
Category: E80 - Fixed Assets Total:	19,000.00	19,000.00	1,611.72	6,446.88	0.00	12,553.12	66.07%
Category: E85 - Interest Expense							
001-0160-5850	300.00	300.00	0.00	0.00	0.00	300.00	100.00 %
Category: E85 - Interest Expense Total:	300.00	300.00	0.00	0.00	0.00	300.00	100.00%
Department: 0160 - Engineering Expense Total:							
	58,785.00	55,598.23	2,232.77	16,407.01	778.98	38,412.24	69.09%
Department: 0160 - Engineering Total:							
	58,785.00	55,598.23	2,232.77	16,407.01	778.98	38,412.24	69.09%
Department: 0200 - Animal Control Revenue							
Category: R20 - Licenses Permits & Fees							
001-0200-4202	5,500.00	5,500.00	225.00	1,210.00	0.00	-4,290.00	78.00 %
001-0200-4222	8,000.00	8,000.00	1,015.83	2,953.22	0.00	-5,046.78	63.08 %
001-0200-4224	3,500.00	3,500.00	270.00	1,045.00	0.00	-2,455.00	70.14 %
001-0200-4246	12,500.00	12,500.00	725.00	3,135.00	0.00	-9,365.00	74.92 %
Category: R20 - Licenses Permits & Fees Total:	29,500.00	29,500.00	2,235.83	8,343.22	0.00	-21,156.78	71.72%

Budget Report

For Fiscal: 2023 Period Ending: 04/30/2023

	Original Total Budget	Current Total Budget	Period Activity	Fiscal Activity	Encumbrances	Variance Favorable (Unfavorable) Remaining	Percent Remaining
Category: R40 - Fines & Forfeitures							
Animal Control Fines	6,000.00	6,000.00	435.00	4,746.20	0.00	-1,253.80	20.90 %
	6,000.00	6,000.00	435.00	4,746.20	0.00	-1,253.80	20.90%
Category: R40 - Fines & Forfeitures Total:							
	631,002.00	631,002.00	52,583.00	210,332.00	0.00	-420,670.00	66.67 %
	631,002.00	631,002.00	52,583.00	210,332.00	0.00	-420,670.00	66.67%
Category: R62 - Intergovernmental Tsfrs							
Xfer Designated Tax	666,502.00	666,502.00	55,253.83	223,421.42	0.00	-443,080.58	66.48%
	666,502.00	666,502.00	55,253.83	223,421.42	0.00	-443,080.58	66.48%
Revenue Total:							
	665,161.32	665,961.32	43,495.22	182,558.06	899.40	482,503.86	72.45%
	665,161.32	665,961.32	43,495.22	182,558.06	899.40	482,503.86	72.45%
Category: E01 - Personnel Expense							
Salary Expense	359,527.79	359,527.79	22,878.90	96,356.80	0.00	263,170.99	73.20 %
SWB Reimbursement	107,426.00	107,426.00	8,952.17	35,808.68	0.00	71,617.32	66.67 %
Overtime Expense	12,000.00	12,000.00	700.15	3,340.63	0.00	8,659.37	72.16 %
FICA Expense	28,421.47	28,421.47	1,741.51	7,368.74	0.00	21,052.73	74.07 %
Unemployment Expense	576.00	576.00	9.58	140.99	0.00	435.01	75.52 %
Worker's Comp Expense	1,900.00	2,700.00	0.00	2,698.03	0.00	1.97	0.07 %
APERS Expense	56,611.66	56,611.66	3,612.29	15,107.86	0.00	41,503.80	73.31 %
Health Insurance Expense	81,998.40	81,998.40	4,513.76	18,551.12	0.00	63,447.28	77.38 %
Physical & Drug Screen Exp	500.00	500.00	35.58	139.80	0.00	360.20	72.04 %
Uniform Expense	5,000.00	5,000.00	748.78	1,072.48	945.30	2,982.22	59.64 %
Travel & Training Expense	11,000.00	11,000.00	302.50	1,972.93	-45.90	9,072.97	82.48 %
First Aid Expense	200.00	200.00	0.00	0.00	0.00	200.00	100.00 %
	665,161.32	665,961.32	43,495.22	182,558.06	899.40	482,503.86	72.45%
Category: E01 - Personnel Expense Total:							
	5,000.00	5,000.00	137.58	668.11	58.90	4,272.99	85.46 %
	8,320.00	8,320.00	196.32	278.45	1,007.04	7,034.51	84.55 %
	10,000.00	10,000.00	772.09	3,323.68	0.00	6,676.32	66.76 %
	480.00	480.00	59.85	307.61	0.00	172.39	35.91 %
	500.00	500.00	47.38	195.02	0.00	304.98	61.00 %
	9,500.00	9,500.00	767.41	3,069.64	1,150.00	5,280.36	55.58 %
	4,440.00	4,440.00	272.66	1,159.33	705.00	2,575.67	58.01 %
	956.00	956.00	0.00	0.00	0.00	956.00	100.00 %
	1,500.00	1,500.00	125.41	502.50	0.00	997.50	66.50 %
	500.00	500.00	0.00	85.43	0.00	414.57	82.91 %
	4,000.00	4,000.00	134.23	826.31	379.52	2,794.17	69.85 %
	1,500.00	1,500.00	174.99	541.87	279.10	679.03	45.27 %
	46,696.00	46,696.00	2,687.92	10,957.95	3,579.56	32,158.49	68.87%
Category: E10 - Building & Grounds Exp Total:							
	4,500.00	4,500.00	514.24	2,271.42	79.58	2,149.00	47.76 %
	8,700.00	8,700.00	510.62	1,225.87	0.00	7,474.13	85.91 %
Category: E20 - Vehicle Expense							
Fuel Expense							
Service & Repair - Vehicle							

	Original Total Budget	Current Total Budget	Period Activity	Fiscal Activity	Encumbrances	Variance Favorable (Unfavorable)	Percent Remaining
Insurance Expense - Vehicle	1,205.90	1,555.90	0.00	1,524.59	0.00	31.31	2.01 %
Category: E20 - Vehicle Expense Total:	14,405.90	14,755.90	1,024.86	5,021.88	79.58	9,654.44	65.43%
Category: E30 - Supply Expense							
Supplies - Office	1,200.00	1,200.00	262.65	434.33	211.29	554.38	46.20 %
Supplies - Kitchen	350.00	350.00	7.20	36.60	0.00	313.40	89.54 %
Supplies - Food Allowance	1,000.00	1,000.00	126.65	126.65	0.00	873.35	87.34 %
Supplies - Operating	9,300.00	9,300.00	232.44	482.63	198.39	8,618.98	92.68 %
Postage Expense	100.00	100.00	10.44	174.78	125.00	-199.78	-199.78 %
Medicine Expense	9,000.00	9,137.34	1,105.78	2,540.54	1,152.50	5,444.30	59.58 %
Spay & Neuter Vouchers	1,000.00	1,000.00	0.00	0.00	0.00	1,000.00	100.00 %
Category: E30 - Supply Expense Total:	21,950.00	22,087.34	1,745.16	3,795.53	1,687.18	16,604.63	75.18%
Category: E40 - Operations Expense							
Credit Card Fees	3,120.00	3,120.00	130.90	497.60	0.00	2,622.40	84.05 %
Dues & Subscriptions	825.00	825.00	68.81	522.53	0.00	302.47	36.66 %
Category: E40 - Operations Expense Total:	3,945.00	3,945.00	199.71	1,020.13	0.00	2,924.87	74.14%
Category: E55 - Professional Services							
Prof Services - Incineration & Disp	4,000.00	4,000.00	1,400.00	1,560.00	0.00	2,440.00	61.00 %
Prof Services - Printing	1,000.00	1,000.00	0.00	669.66	0.00	330.34	33.03 %
Prof Services - Veterinarian	25,000.00	25,000.00	2,438.38	3,900.23	2,650.00	18,449.77	73.80 %
Prof Services - Animal Care	5,000.00	5,000.00	357.27	889.21	214.13	3,896.66	77.93 %
Category: E55 - Professional Services Total:	35,000.00	35,000.00	4,195.65	7,019.10	2,864.13	25,116.77	71.76%
Category: E60 - Miscellaneous Expense							
Miscellaneous Expense	1,000.00	1,000.00	0.00	30.00	0.00	970.00	97.00 %
Hardware - New & Renewals	1,500.00	1,500.00	0.00	0.00	0.00	1,500.00	100.00 %
Software - New & Renewals	1,500.00	1,500.00	0.00	1,167.87	0.00	332.13	22.14 %
Category: E60 - Miscellaneous Expense Total:	4,000.00	4,000.00	0.00	1,197.87	0.00	2,802.13	70.05%
Category: E72 - Bond Expense							
Principal on Loans	7,680.00	7,680.00	647.52	2,583.41	0.00	5,096.59	66.36 %
Category: E72 - Bond Expense Total:	7,680.00	7,680.00	647.52	2,583.41	0.00	5,096.59	66.36%
Category: E80 - Fixed Assets							
Cap Assets - Vehicles	0.00	60,000.00	535.61	60,801.52	0.00	-801.52	-1.34 %
Category: E80 - Fixed Assets Total:	0.00	60,000.00	535.61	60,801.52	0.00	-801.52	-1.34%
Category: E85 - Interest Expense							
Interest Expense	780.00	780.00	55.57	228.91	0.00	551.09	70.65 %
Category: E85 - Interest Expense Total:	780.00	780.00	55.57	228.91	0.00	551.09	70.65%
Department: 0200 - Animal Control Surplus (Deficit):	799,618.22	860,905.56	54,587.22	275,184.36	9,109.85	576,611.35	66.98%
	-133,116.22	-194,403.56	666.61	-51,762.94	-9,109.85	133,530.77	68.69%

Budget Report

For Fiscal: 2023 Period Ending: 04/30/2023

Department: 0300 - Court Revenue		Original Total Budget	Current Total Budget	Period Activity	Fiscal Activity	Encumbrances	Variance Favorable (Unfavorable) Remaining	Percent Remaining
Category: R40 - Fines & Forfeitures								
001-0300-4400	Act 316 of 1991 Revenue	200.00	200.00	18.12	72.48	0.00	-127.52	63.76 %
001-0300-4412	City Attorney Reim	26,000.00	26,000.00	2,190.68	8,762.72	0.00	-17,237.28	66.30 %
001-0300-4414	Court Fines	400,000.00	400,000.00	24,341.11	83,043.00	0.00	-316,957.00	79.24 %
001-0300-4416	District Court Reim	14,000.00	14,000.00	1,181.04	4,724.16	0.00	-9,275.84	66.26 %
001-0300-4424	Judge Retirement Reim	4,700.00	4,700.00	394.84	1,579.36	0.00	-3,120.64	66.40 %
001-0300-4426	Ordinance 89-15 Revenue	23,000.00	23,000.00	1,966.60	7,866.40	0.00	-15,133.60	65.80 %
001-0300-4428	Warrant Fees	65,000.00	65,000.00	2,937.33	45,266.70	0.00	-19,733.30	30.36 %
Category: R40 - Fines & Forfeitures Total:		532,900.00	532,900.00	33,029.72	151,314.82	0.00	-381,585.18	71.61%
Category: R60 - Miscellaneous Revenue								
001-0300-4600	Miscellaneous Revenue	50,520.00	50,520.00	3,296.35	15,115.10	0.00	-35,404.90	70.08 %
Category: R60 - Miscellaneous Revenue Total:		50,520.00	50,520.00	3,296.35	15,115.10	0.00	-35,404.90	70.08%
Category: R64 - Reimbursement								
001-0300-4640	Reimbursement RevSaline County	160,000.00	160,000.00	0.00	55,466.33	0.00	-104,533.67	65.33 %
Category: R64 - Reimbursement Total:		160,000.00	160,000.00	0.00	55,466.33	0.00	-104,533.67	65.33%
Revenue Total:		743,420.00	743,420.00	36,326.07	221,896.25	0.00	-521,523.75	70.15%
Expense								
Category: E01 - Personnel Expense								
001-0300-5000	Salary Expense	313,669.24	313,669.24	23,975.21	107,528.32	0.00	206,140.92	65.72 %
001-0300-5010	Overtime Expense	500.00	500.00	0.00	36.20	0.00	463.80	92.76 %
001-0300-5020	FICA Expense	24,033.95	24,033.95	1,763.49	7,946.22	0.00	16,087.73	66.94 %
001-0300-5022	Unemployment Expense	420.00	420.00	0.00	153.67	0.00	266.33	63.41 %
001-0300-5025	Worker's Comp Expense	1,300.00	1,700.00	0.00	1,672.61	0.00	27.39	1.61 %
001-0300-5030	APERS Expense	48,060.72	48,060.72	3,673.03	16,478.99	0.00	31,581.73	65.71 %
001-0300-5038	Pension Expense-Judge Rtmnt	10,000.00	0.00	0.00	0.00	0.00	0.00	0.00 %
001-0300-5040	Health Insurance Expense	62,987.04	62,987.04	4,997.58	19,990.32	0.00	42,996.72	68.26 %
001-0300-5050	Physical & Drug Screen Exp	300.00	300.00	0.00	0.00	0.00	300.00	100.00 %
001-0300-5055	Uniform Expense	500.00	500.00	0.00	12.21	0.00	487.79	97.56 %
001-0300-5060	Travel & Training Expense	10,500.00	10,500.00	0.00	1,794.18	116.55	8,589.27	81.80 %
001-0300-5070	Judge - Share to State	30,000.00	30,000.00	4,810.36	9,620.72	0.00	20,379.28	67.93 %
Category: E01 - Personnel Expense Total:		502,270.95	492,670.95	39,219.67	165,233.44	116.55	327,320.96	66.44%
Category: E10 - Building & Grounds Exp								
001-0300-5102	Repairs & Maint - Building	11,000.00	11,000.00	0.00	0.00	0.00	11,000.00	100.00 %
001-0300-5110	Utilities - Electric	6,000.00	6,000.00	402.18	1,690.10	0.00	4,309.90	71.83 %
001-0300-5111	Utilities - Gas	1,200.00	1,200.00	157.94	943.04	0.00	256.96	21.41 %
001-0300-5112	Utilities - Water	650.00	650.00	72.32	294.48	0.00	355.52	54.70 %
001-0300-5115	Com Exp - Tel Landline.Interne	3,216.00	3,216.00	353.87	1,415.48	1,325.00	475.52	14.79 %
001-0300-5130	Sanitation	1,080.00	1,080.00	86.25	345.00	0.00	735.00	68.06 %

Budget Report

For Fiscal: 2023 Period Ending: 04/30/2023

	Original Total Budget	Current Total Budget	Period Activity	Fiscal Activity	Encumbrances	Variance Favorable (Unfavorable)	Percent Remaining
001-0300-5142 Janitorial Supplies and Main	500.00	500.00	0.00	57.20	286.00	156.80	31.36 %
Category: E10 - Building & Grounds Exp Total:	23,646.00	23,646.00	1,072.56	4,745.30	1,611.00	17,289.70	73.12%
001-0300-5300 Supplies - Office	9,000.00	9,000.00	849.64	3,215.93	0.00	5,784.07	64.27 %
001-0300-5350 Postage Expense	2,000.00	2,000.00	125.28	550.78	125.00	1,324.22	66.21 %
Category: E30 - Supply Expense Total:	11,000.00	11,000.00	974.92	3,766.71	125.00	7,108.29	64.62%
001-0300-5480 Dues & Subscriptions	146,000.00	146,000.00	0.00	36,733.50	11,919.50	97,347.00	66.68 %
Category: E40 - Operations Expense Total:	146,000.00	146,000.00	0.00	36,733.50	11,919.50	97,347.00	66.68%
001-0300-5553 Prof Services - Advertising	500.00	500.00	0.00	0.00	0.00	500.00	100.00 %
001-0300-5589 Prof Services - Printing	5,000.00	5,000.00	0.00	0.00	0.00	5,000.00	100.00 %
Category: E55 - Professional Services Total:	5,500.00	5,500.00	0.00	0.00	0.00	5,500.00	100.00%
001-0300-5608 Software - New & Renewals	1,272.00	1,272.00	0.00	0.00	0.00	1,272.00	100.00 %
001-0300-5614 Copiers & Maintenance	3,168.00	3,168.00	263.24	1,052.96	0.00	2,115.04	66.76 %
Category: E60 - Miscellaneous Expense Total:	4,440.00	4,440.00	263.24	1,052.96	0.00	3,387.04	76.28%
Expense Total:	692,856.95	683,256.95	41,530.39	211,531.91	13,772.05	457,952.99	67.03%
Department: 0400 - Parks	50,563.05	60,163.05	-5,204.32	10,364.34	-13,772.05	-63,570.76	105.66%
Revenue							
001-0400-4600 Miscellaneous Revenue	0.00	0.00	0.00	40,200.00	0.00	40,200.00	0.00 %
Category: R60 - Miscellaneous Revenue Total:	0.00	0.00	0.00	40,200.00	0.00	40,200.00	0.00%
001-0400-4627 Xfer Designated Tax	631,002.00	631,002.00	52,583.00	210,332.00	0.00	420,670.00	66.67 %
001-0400-4629 Xfer Park 1/8 O & M	788,751.00	788,751.00	65,729.00	262,916.00	0.00	525,835.00	66.67 %
Category: R62 - Intergovernmental Tsfrs Total:	1,419,753.00	1,419,753.00	118,312.00	473,248.00	0.00	-946,505.00	66.67%
Revenue Total:	1,419,753.00	1,419,753.00	118,312.00	513,448.00	0.00	-906,305.00	63.84%
Expense							
001-0400-5000 Salary Expense	429,635.40	429,635.40	31,924.16	144,489.44	0.00	285,145.96	66.37 %
001-0400-5001 Part Time Labor	12,240.00	12,240.00	420.00	420.00	0.00	11,820.00	96.57 %
001-0400-5005 SWB Reimbursement	214,853.00	214,853.00	17,904.42	71,617.68	0.00	143,235.32	66.67 %
001-0400-5010 Overtime Expense	7,000.00	7,000.00	0.00	1,105.26	0.00	5,894.74	84.21 %
001-0400-5020 FICA Expense	35,887.42	35,887.42	2,479.32	10,925.72	0.00	24,961.70	69.56 %
001-0400-5022 Unemployment Expense	900.00	900.00	1.27	211.37	0.00	688.63	76.51 %
001-0400-5025 Worker's Comp Expense	11,000.00	18,400.00	0.00	18,378.93	0.00	21.07	0.11 %

Budget Report

For Fiscal: 2023 Period Ending: 04/30/2023

	Original Total Budget	Current Total Budget	Period Activity	Fiscal Activity	Encumbrances	Variance Favorable (Unfavorable)	Percent Remaining
001-0400-5030	66,892.54	66,892.54	5,031.06	22,317.07	0.00	44,575.47	66.64 %
001-0400-5040	112,820.06	112,820.06	8,281.91	33,077.07	0.00	79,742.99	70.68 %
001-0400-5050	1,050.00	1,050.00	0.00	0.00	0.00	1,050.00	100.00 %
001-0400-5055	3,000.00	3,000.00	0.00	0.00	0.00	3,000.00	100.00 %
001-0400-505Z	6,000.00	6,000.00	2,076.93	2,076.93	0.00	3,923.07	65.38 %
001-0400-5060	10,400.00	10,400.00	335.61	1,647.21	0.00	8,752.79	84.16 %
Category: E01 - Personnel Expense Total:	911,678.42	919,078.42	68,454.68	306,266.68	0.00	612,811.74	66.68%
Category: E10 - Building & Grounds Exp							
001-0400-5120	1,526.00	1,526.00	0.00	0.00	0.00	1,526.00	100.00 %
001-0400-5145	2,000.00	2,000.00	247.60	1,489.22	0.00	510.78	25.54 %
Category: E10 - Building & Grounds Exp Total:	3,526.00	3,526.00	247.60	1,489.22	0.00	2,036.78	57.76%
Category: E20 - Vehicle Expense							
001-0400-5200	15,000.00	15,000.00	1,588.69	5,022.17	0.00	9,977.83	66.52 %
001-0400-5210	4,500.00	4,500.00	0.00	0.00	0.00	4,500.00	100.00 %
001-0400-5225	5,200.00	5,097.30	0.00	4,815.25	0.00	282.05	5.53 %
Category: E20 - Vehicle Expense Total:	24,700.00	24,597.30	1,588.69	9,837.42	0.00	14,759.88	60.01%
Category: E30 - Supply Expense							
001-0400-5350	600.00	600.00	0.00	134.38	125.00	340.62	56.77 %
Category: E30 - Supply Expense Total:	600.00	600.00	0.00	134.38	125.00	340.62	56.77%
Category: E40 - Operations Expense							
001-0400-5535	2,000.00	2,000.00	1,750.00	2,131.00	0.00	-131.00	-6.55 %
Category: E40 - Operations Expense Total:	2,000.00	2,000.00	1,750.00	2,131.00	0.00	-131.00	-6.55%
Category: E55 - Professional Services							
001-0400-5550	5,000.00	5,000.00	0.00	0.00	0.00	5,000.00	100.00 %
001-0400-5586	36,000.00	36,000.00	3,670.00	6,980.00	6,160.00	22,860.00	63.50 %
Category: E55 - Professional Services Total:	41,000.00	41,000.00	3,670.00	6,980.00	6,160.00	27,860.00	67.95%
Category: E60 - Miscellaneous Expense							
001-0400-5604	2,500.00	2,500.00	0.00	0.00	0.00	2,500.00	100.00 %
001-0400-5608	15,605.00	15,605.00	0.00	1,155.87	0.00	14,449.13	92.59 %
Category: E60 - Miscellaneous Expense Total:	18,105.00	18,105.00	0.00	1,155.87	0.00	16,949.13	93.62%
Category: E72 - Bond Expense							
001-0400-5840	68,800.00	68,800.00	4,849.65	30,991.82	0.00	37,808.18	54.95 %
Category: E72 - Bond Expense Total:	68,800.00	68,800.00	4,849.65	30,991.82	0.00	37,808.18	54.95%
Category: E80 - Fixed Assets							
001-0400-5808	0.00	0.00	1,082.30	4,329.20	0.00	-4,329.20	0.00 %
001-0400-5810	0.00	31,926.88	0.00	31,832.60	0.00	94.28	0.30 %
Category: E80 - Fixed Assets Total:	0.00	31,926.88	1,082.30	36,161.80	0.00	-4,234.92	-13.26%

Category: E85 - Interest Expense
Interest Expense

Original Total Budget	Current Total Budget	Period Activity	Fiscal Activity	Encumbrances	Variance Favorable (Unfavorable)	Percent Remaining
10,346.00	10,346.00	416.16	1,757.21	0.00	8,588.79	83.02 %
10,346.00	10,346.00	416.16	1,757.21	0.00	8,588.79	83.02%

Category: E85 - Interest Expense Total:

1,080,755.42	1,119,979.60	82,059.08	396,905.40	6,285.00	716,789.20	64.00%
--------------	--------------	-----------	------------	----------	------------	--------

Expense Total:

Department: 0400 - Parks - Mills Park & Pool

Revenue

Category: R50 - Sale of Services

Original Total Budget	Current Total Budget	Period Activity	Fiscal Activity	Encumbrances	Variance Favorable (Unfavorable)	Percent Remaining
1,000.00	1,000.00	0.00	-20.00	0.00	-1,020.00	102.00 %
70,000.00	70,000.00	4,629.00	5,802.00	0.00	-64,198.00	91.71 %
10,000.00	10,000.00	940.00	2,860.00	0.00	-7,140.00	71.40 %
81,000.00	81,000.00	5,569.00	8,642.00	0.00	-72,358.00	89.33%

Category: R50 - Sale of Services Total:

81,000.00	81,000.00	5,569.00	8,642.00	0.00	-72,358.00	89.33%
-----------	-----------	----------	----------	------	------------	--------

Revenue Total:

Expense

Category: E01 - Personnel Expense

Original Total Budget	Current Total Budget	Period Activity	Fiscal Activity	Encumbrances	Variance Favorable (Unfavorable)	Percent Remaining
25,500.00	25,500.00	193.62	252.91	0.00	25,247.09	99.01 %
1,950.75	1,950.75	14.81	19.34	0.00	1,931.41	99.01 %
0.00	0.00	0.59	0.76	0.00	-0.76	0.00 %
27,450.75	27,450.75	209.02	273.01	0.00	27,177.74	99.01%

Category: E01 - Personnel Expense Total:

Category: E10 - Building & Grounds Exp

Original Total Budget	Current Total Budget	Period Activity	Fiscal Activity	Encumbrances	Variance Favorable (Unfavorable)	Percent Remaining
2,000.00	2,000.00	0.00	340.00	175.00	1,485.00	74.25 %
13,000.00	17,285.13	54.34	4,646.84	8,934.31	3,703.98	21.43 %
5,000.00	5,000.00	707.76	707.76	60.43	4,231.81	84.64 %
7,000.00	16,000.00	838.72	3,644.33	0.00	12,355.67	77.22 %
150.00	150.00	10.25	42.12	0.00	107.88	71.92 %
1,500.00	6,000.00	350.90	901.59	0.00	5,098.41	84.97 %
0.00	0.00	184.65	733.47	0.00	-733.47	0.00 %
500.00	500.00	0.00	0.00	0.00	500.00	100.00 %
29,150.00	46,935.13	2,146.62	11,016.11	9,169.74	26,749.28	56.99%

Category: E10 - Building & Grounds Exp Total:

Category: E30 - Supply Expense

Original Total Budget	Current Total Budget	Period Activity	Fiscal Activity	Encumbrances	Variance Favorable (Unfavorable)	Percent Remaining
100.00	100.00	2.00	2.00	0.00	98.00	98.00 %
12,000.00	12,000.00	2,548.76	2,548.76	271.56	9,179.68	76.50 %
12,100.00	12,100.00	2,550.76	2,550.76	271.56	9,277.68	76.68%

Category: E30 - Supply Expense Total:

Category: E80 - Fixed Assets

Original Total Budget	Current Total Budget	Period Activity	Fiscal Activity	Encumbrances	Variance Favorable (Unfavorable)	Percent Remaining
0.00	633,883.80	144,366.00	190,185.31	28,520.50	415,177.99	65.50 %
0.00	633,883.80	144,366.00	190,185.31	28,520.50	415,177.99	65.50%

Category: E80 - Fixed Assets Total:

Department: 0410 - Parks - Mills Park & Pool

Expense Total:

12,299.25	-639,369.68	-143,703.40	-195,383.19	-37,961.80	406,024.69	63.50%
-----------	-------------	-------------	-------------	------------	------------	--------

Department: 0410 - Parks - Mills Park & Pool Surplus (Deficit):

Budget Report

For Fiscal: 2023 Period Ending: 04/30/2023

	Original Total Budget	Current Total Budget	Period Activity	Fiscal Activity	Encumbrances	Variance Favorable (Unfavorable) Remaining	Percent Remaining
Department: 0420 - Parks - Midland							
Revenue							
Category: R74 - Sponsorships							
User Agre Fees/Sponsors							
<u>001-0420-4740</u>	24,000.00	24,000.00	16,375.00	16,375.00	0.00	-7,625.00	31.77 %
Category: R74 - Sponsorships Total:							
	24,000.00	24,000.00	16,375.00	16,375.00	0.00	-7,625.00	31.77%
Revenue Total:							
	24,000.00	24,000.00	16,375.00	16,375.00	0.00	-7,625.00	31.77%
Expense							
Category: E10 - Building & Grounds Exp							
Repairs & Maint - Grounds							
<u>001-0420-5104</u>	29,000.00	30,600.00	30.01	8,434.16	0.00	22,165.84	72.44 %
Utilities - Electric							
<u>001-0420-5110</u>	18,744.00	14,744.00	1,736.71	5,871.31	0.00	8,872.69	60.18 %
Utilities - Water							
<u>001-0420-5112</u>	1,380.00	1,380.00	121.72	480.67	0.00	899.33	65.17 %
Category: E10 - Building & Grounds Exp Total:							
	49,124.00	46,724.00	1,888.44	14,786.14	0.00	31,937.86	68.35%
Expense Total:							
	49,124.00	46,724.00	1,888.44	14,786.14	0.00	31,937.86	68.35%
Department: 0420 - Parks - Midland Surplus (Deficit):							
	-25,124.00	-22,724.00	14,486.56	1,588.86	0.00	24,312.86	106.99%
Department: 0430 - Parks - Bishop							
Revenue							
Category: R30 - Membership Fees							
Membership Family							
<u>001-0430-4300</u>	335,000.00	335,000.00	11,927.50	58,405.75	0.00	-276,594.25	82.57 %
Membership Silver Sneakers							
<u>001-0430-4304</u>	54,000.00	54,000.00	6,007.00	20,840.00	0.00	-33,160.00	61.41 %
Category: R30 - Membership Fees Total:							
	389,000.00	389,000.00	17,934.50	79,245.75	0.00	-309,754.25	79.63%
Category: R33 - Rental Fees							
Equipment Rental							
<u>001-0430-4332</u>	44,545.00	44,545.00	5,392.50	22,682.50	0.00	-21,862.50	49.08 %
Room Rental Party Room							
<u>001-0430-4340</u>	18,000.00	18,000.00	900.00	2,190.00	0.00	-15,810.00	87.83 %
Use Agreement Fees							
<u>001-0430-4350</u>	26,450.00	26,450.00	1,810.00	7,570.00	0.00	-18,880.00	71.38 %
Tournaments							
<u>001-0430-4354</u>	65,000.00	65,000.00	4,100.00	7,135.00	0.00	-57,865.00	89.02 %
Category: R33 - Rental Fees Total:							
	153,995.00	153,995.00	12,202.50	39,577.50	0.00	-114,417.50	74.30%
Category: R36 - Park Program Fees							
Basketball							
<u>001-0430-4364</u>	63,000.00	63,000.00	3,330.00	3,531.00	0.00	-59,469.00	94.40 %
BASS Swim Program							
<u>001-0430-4366</u>	38,000.00	38,000.00	1,250.00	2,765.00	0.00	-35,235.00	92.72 %
Pool Swim Lessons							
<u>001-0430-4382</u>	55,000.00	55,000.00	5,956.00	21,859.40	0.00	-33,140.60	60.26 %
Category: R36 - Park Program Fees Total:							
	156,000.00	156,000.00	10,536.00	28,155.40	0.00	-127,844.60	81.95%
Category: R50 - Sale of Services							
Concessions - Bishop							
<u>001-0430-4500</u>	55,000.00	55,000.00	6,671.75	11,929.25	0.00	-43,070.75	78.31 %
Daily Admissions Adults							
<u>001-0430-4514</u>	35,000.00	35,000.00	2,644.00	9,693.00	0.00	-25,307.00	72.31 %
Merchandise Sales							
<u>001-0430-4530</u>	1,000.00	1,000.00	0.00	369.00	0.00	-631.00	63.10 %
Red Cross Programs							
<u>001-0430-4534</u>	12,000.00	12,000.00	1,565.00	5,915.00	0.00	-6,085.00	50.71 %
Category: R50 - Sale of Services Total:							
	103,000.00	103,000.00	10,880.75	27,906.25	0.00	-75,093.75	72.91%

Budget Report

For Fiscal: 2023 Period Ending: 04/30/2023

	Original Total Budget	Current Total Budget	Period Activity	Fiscal Activity	Encumbrances	Variance Favorable (Unfavorable)	Percent Remaining
Category: R60 - Miscellaneous Revenue							
Miscellaneous Revenue	5,000.00	5,000.00	104.17	635.44	0.00	-4,364.56	87.29 %
Category: R60 - Miscellaneous Revenue Total:	5,000.00	5,000.00	104.17	635.44	0.00	-4,364.56	87.29%
Category: R74 - Sponsorships							
User Agre Fees/Sponsors	98,500.00	98,500.00	9,018.00	14,253.00	0.00	-84,247.00	85.53 %
Category: R74 - Sponsorships Total:	98,500.00	98,500.00	9,018.00	14,253.00	0.00	-84,247.00	85.53%
Revenue Total:	905,495.00	905,495.00	60,675.92	189,773.34	0.00	-715,721.66	79.04%
Expense							
Category: E01 - Personnel Expense							
Salary Expense	402,102.42	402,102.42	29,777.49	137,816.38	0.00	264,286.04	65.73 %
Part Time Labor	219,300.00	219,300.00	19,917.36	93,952.61	0.00	125,347.39	57.16 %
Overtime Expense	5,000.00	5,000.00	701.46	2,477.89	0.00	2,522.11	50.44 %
FICA Expense	47,913.13	47,913.13	4,085.39	18,477.96	0.00	29,435.17	61.43 %
Unemployment Expense	1,540.00	1,540.00	68.01	541.60	0.00	998.40	64.83 %
Worker's Comp Expense	4,200.00	7,050.00	0.00	7,017.44	0.00	32.56	0.46 %
APERS Expense	62,354.79	62,354.79	4,776.61	21,295.26	0.00	41,059.53	65.85 %
Health Insurance Expense	72,492.72	72,492.72	5,730.93	22,974.29	0.00	49,518.43	68.31 %
Physical & Drug Screen Exp	1,200.00	1,200.00	35.59	107.49	0.00	1,092.51	91.04 %
Uniform Expense	4,000.00	4,000.00	0.00	224.15	390.72	3,385.13	84.63 %
Category: E01 - Personnel Expense Total:	820,103.06	822,953.06	65,092.84	304,885.07	390.72	517,677.27	62.90%
Category: E10 - Building & Grounds Exp							
Repairs & Maint - Building	55,400.00	55,400.00	9,883.81	22,799.76	13,946.75	18,653.49	33.67 %
Repairs & Maint - Grounds	101,500.00	155,500.00	1,300.18	19,086.71	4,245.90	132,167.39	85.00 %
Repairs & Maint - Pool	55,000.00	55,000.00	3,820.48	17,845.41	382.41	36,772.18	66.86 %
Repairs & Maint - Splash Pad	7,000.00	7,000.00	0.00	0.00	0.00	7,000.00	100.00 %
Utilities - Electric	245,000.00	285,000.00	20,463.67	71,977.75	0.00	213,022.25	74.74 %
Utilities - Gas	38,000.00	57,500.00	0.00	25,247.64	0.00	32,252.36	56.09 %
Utilities - Water	8,984.00	8,984.00	539.15	1,733.23	0.00	7,250.77	80.71 %
Com Exp - Tel Landline.Interne	21,804.00	21,804.00	1,895.27	7,536.36	2,300.00	11,967.64	54.89 %
Communication Exp - Cellular	6,240.00	6,240.00	437.01	1,747.59	1,650.00	2,842.41	45.55 %
Insurance - Property	40,000.00	51,000.00	0.00	0.00	0.00	51,000.00	100.00 %
Sanitation	42,000.00	42,000.00	5,255.09	10,875.79	5,000.00	26,124.21	62.20 %
Supplies - B&G	2,000.00	2,000.00	0.00	5,169.60	0.00	-3,169.60	-158.48 %
Janitorial Supplies and Main	25,000.00	25,000.00	3,413.50	8,684.97	0.00	16,315.03	65.26 %
Category: E10 - Building & Grounds Exp Total:	647,928.00	772,428.00	47,008.16	192,704.81	27,525.06	552,198.13	71.49%
Category: E20 - Vehicle Expense							
Service & Repair - Equipment	10,000.00	10,000.00	85.28	4,786.97	0.00	5,213.03	52.13 %
Category: E20 - Vehicle Expense Total:	10,000.00	10,000.00	85.28	4,786.97	0.00	5,213.03	52.13%
Category: E30 - Supply Expense							
Supplies - Office	2,500.00	2,500.00	272.86	965.73	0.00	1,534.27	61.37 %

Budget Report

For Fiscal: 2023 Period Ending: 04/30/2023

	Original Total Budget	Current Total Budget	Period Activity	Fiscal Activity	Encumbrances	Variance Favorable (Unfavorable)	Percent Remaining
Supplies - Concession	40,000.00	40,000.00	5,382.08	13,073.47	939.08	25,987.45	64.97 %
Supplies - Park Programs	14,000.00	14,000.00	3,122.16	6,434.40	0.00	7,565.60	54.04 %
Supplies - Resale Merchandise	1,000.00	1,000.00	36.00	38.00	0.00	962.00	96.20 %
Category: E30 - Supply Expense Total:	57,500.00	57,500.00	8,813.10	20,511.60	939.08	36,049.32	62.69%
Category: E40 - Operations Expense							
BASS Program Expense	8,000.00	8,000.00	1,349.10	4,501.10	0.00	3,498.90	43.74 %
Aquatic Program Expense	6,500.00	6,500.00	966.64	3,550.51	543.00	2,406.49	37.02 %
Credit Card Fees	9,780.00	9,780.00	874.73	2,609.36	0.00	7,170.64	73.32 %
Dues & Subscriptions	1,843.40	1,843.40	945.08	945.08	0.00	898.32	48.73 %
Inspections & Monitoring	5,000.00	5,000.00	0.00	303.25	0.00	4,696.75	93.94 %
Category: E40 - Operations Expense Total:	31,123.40	31,123.40	4,135.55	11,909.30	543.00	18,671.10	59.99%
Category: E55 - Professional Services							
Prof Services - Advertising	3,500.00	3,500.00	0.00	0.00	0.00	3,500.00	100.00 %
Prof Services - Basketball	38,000.00	38,000.00	1,135.00	24,452.00	125.00	13,423.00	35.32 %
Prof Services - Other	87,000.00	87,000.00	5,691.37	20,936.12	1,621.76	64,442.12	74.07 %
Prof Services - Aerobic Instr	62,220.00	62,220.00	1,895.00	6,425.00	0.00	55,795.00	89.67 %
Prof Services - Printing	5,000.00	5,000.00	257.11	257.11	0.00	4,742.89	94.86 %
Category: E55 - Professional Services Total:	195,720.00	195,720.00	8,978.48	52,070.23	1,746.76	141,903.01	72.50%
Category: E80 - Fixed Assets							
Capital Assets - Infrastructure	0.00	8,000.00	0.00	7,934.21	0.00	65.79	0.82 %
Category: E80 - Fixed Assets Total:	0.00	8,000.00	0.00	7,934.21	0.00	65.79	0.82%
Expense Total:	1,762,374.46	1,897,724.46	134,113.41	594,802.19	31,144.62	1,271,777.65	67.02%
Department: 0430 - Parks - Bishop Surplus (Deficit):	-856,879.46	-992,229.46	-73,437.49	-405,028.85	-31,144.62	556,055.99	56.04%
Department: 0440 - Parks - Alcoa Revenue							
Parks Rental	1,000.00	1,000.00	300.00	1,225.00	0.00	225.00	122.50 %
Category: R36 - Park Program Fees	1,000.00	1,000.00	300.00	1,225.00	0.00	225.00	22.50%
Category: R74 - Sponsorships							
User Agre Fees/Sponsors	5,000.00	5,000.00	0.00	0.00	0.00	-5,000.00	100.00 %
Category: R74 - Sponsorships Total:	5,000.00	5,000.00	0.00	0.00	0.00	-5,000.00	100.00%
Revenue Total:	6,000.00	6,000.00	300.00	1,225.00	0.00	-4,775.00	79.58%
Expense							
Category: E10 - Building & Grounds Exp							
Repairs & Maint - Grounds	15,000.00	15,000.00	183.62	2,941.18	0.00	12,058.82	80.39 %
Utilities - Electric	3,500.00	9,100.00	995.57	3,722.01	0.00	5,377.99	59.10 %

Budget Report

For Fiscal: 2023 Period Ending: 04/30/2023

	Original Total Budget	Current Total Budget	Period Activity	Fiscal Activity	Encumbrances	Variance Favorable (Unfavorable)	Percent Remaining
Utilities - Water	1,056.00	1,056.00	79.33	301.42	0.00	754.58	71.46 %
Category: E10 - Building & Grounds Exp Total:	19,556.00	25,156.00	1,258.52	6,964.61	0.00	18,191.39	72.31%
Expense Total:	19,556.00	25,156.00	1,258.52	6,964.61	0.00	18,191.39	72.31%
Department: 0440 - Parks - Alcoa Surplus (Deficit):	-13,556.00	-19,156.00	-958.52	-5,739.61	0.00	13,416.39	70.04%
Department: 0450 - Parks - Ashley Revenue							
Category: R36 - Park Program Fees							
<u>001-0450-4260</u> Parks Rental	5,000.00	5,000.00	962.50	2,062.50	0.00	-2,937.50	58.75 %
Category: R36 - Park Program Fees Total:	5,000.00	5,000.00	962.50	2,062.50	0.00	-2,937.50	58.75%
Revenue Total:	5,000.00	5,000.00	962.50	2,062.50	0.00	-2,937.50	58.75%
Expense							
Category: E10 - Building & Grounds Exp							
<u>001-0450-5104</u> Repairs & Maint - Grounds	8,000.00	8,000.00	0.00	724.92	0.00	7,275.08	90.94 %
<u>001-0450-5110</u> Utilities - Electric	5,000.00	5,000.00	0.00	0.00	0.00	5,000.00	100.00 %
Category: E10 - Building & Grounds Exp Total:	13,000.00	13,000.00	0.00	724.92	0.00	12,275.08	94.42%
Expense Total:	13,000.00	13,000.00	0.00	724.92	0.00	12,275.08	94.42%
Department: 0450 - Parks - Ashley Surplus (Deficit):	-8,000.00	-8,000.00	962.50	1,337.58	0.00	9,337.58	116.72%
Department: 0500 - Fire Revenue							
Category: R15 - Taxes - Property							
<u>001-0500-4156</u> Fire Rescue Funds	700.00	700.00	725.35	1,316.01	0.00	616.01	188.00 %
Category: R15 - Taxes - Property Total:	700.00	700.00	725.35	1,316.01	0.00	616.01	88.00%
Category: R33 - Rental Fees							
<u>001-0500-4350</u> Use Agreement Fees	18,000.00	18,000.00	4,970.12	9,590.12	0.00	-8,409.88	46.72 %
Category: R33 - Rental Fees Total:	18,000.00	18,000.00	4,970.12	9,590.12	0.00	-8,409.88	46.72%
Category: R60 - Miscellaneous Revenue							
<u>001-0500-4600</u> Miscellaneous Revenue	250.00	250.00	196.00	1,078.86	0.00	828.86	431.54 %
Category: R60 - Miscellaneous Revenue Total:	250.00	250.00	196.00	1,078.86	0.00	828.86	331.54%
Category: R62 - Intergovernmental Tsfrs							
<u>001-0500-4627</u> Xfer Designated Tax	1,577,502.00	1,577,502.00	131,459.00	525,836.00	0.00	-1,051,666.00	66.67 %
<u>001-0500-4629</u> Xfer Fire Special Tax	2,366,253.00	2,366,253.00	197,188.00	788,752.00	0.00	-1,577,501.00	66.67 %
Category: R62 - Intergovernmental Tsfrs Total:	3,943,755.00	3,943,755.00	328,647.00	1,314,588.00	0.00	-2,629,167.00	66.67%
Revenue Total:	3,962,705.00	3,962,705.00	334,538.47	1,326,572.99	0.00	-2,636,132.01	66.52%
Expense							
Category: E01 - Personnel Expense							
<u>001-0500-5000</u> Salary Expense	2,649,878.60	2,649,878.60	209,890.86	849,589.41	0.00	1,800,289.19	67.94 %
<u>001-0500-5005</u> SWB Reimbursement	214,853.00	214,853.00	17,904.42	71,617.68	0.00	143,235.32	66.67 %

Budget Report

For Fiscal: 2023 Period Ending: 04/30/2023

	Original Total Budget	Current Total Budget	Period Activity	Fiscal Activity	Encumbrances	Variance Favorable (Unfavorable) Remaining	Percent Remaining
Overtime Expense	227,977.06	227,977.06	24,094.25	85,880.34	0.00	142,096.72	62.33 %
FICA Expense	44,904.80	44,904.80	3,552.34	14,338.28	0.00	30,566.52	68.07 %
Unemployment Expense	3,000.00	3,000.00	0.00	1,039.41	0.00	1,960.59	65.35 %
Worker's Comp Expense	62,000.00	62,700.00	0.00	62,693.57	0.00	6.43	0.01 %
APERS Expense	7,847.52	7,847.52	596.86	2,729.50	0.00	5,118.02	65.22 %
LOPFI Expense	678,391.58	678,391.58	55,528.35	221,335.31	0.00	457,056.27	67.37 %
LOPFI Perm Advance	-170,000.00	-170,000.00	0.00	0.00	0.00	-170,000.00	100.00 %
Health Insurance Expense	539,232.96	539,232.96	41,107.66	164,430.64	0.00	374,802.32	69.51 %
Physical & Drug Screen Exp	7,000.00	7,000.00	0.00	0.00	0.00	7,000.00	100.00 %
Uniform Expense	20,000.00	20,000.00	751.82	5,050.31	163.18	14,786.51	73.93 %
Travel & Training Expense	35,500.00	35,500.00	1,685.51	2,770.51	328.88	32,400.61	91.27 %
Training Aids	1,800.00	1,800.00	0.00	623.08	47.24	1,129.68	62.76 %
Category: E01 - Personnel Expense Total:	4,322,385.52	4,323,085.52	355,112.07	1,482,098.04	599.30	2,840,448.18	65.70%

Category: E10 - Building & Grounds Exp

Repairs & Maint - Building	35,000.00	56,900.00	3,245.25	28,267.36	468.75	28,163.89	49.50 %
Utilities - Electric	39,900.00	54,900.00	3,195.10	12,952.27	0.00	41,947.73	76.41 %
Utilities - Gas	5,500.00	5,500.00	751.41	4,556.66	0.00	943.34	17.15 %
Utilities - Water	7,000.00	7,000.00	437.17	1,623.78	0.00	5,376.22	76.80 %
Com Exp - Tel Landline,Interne	27,927.96	27,927.96	2,266.57	9,061.23	3,325.00	15,541.73	55.65 %
Communication Exp - Cellular	9,780.00	9,780.00	779.95	3,119.79	2,400.00	4,260.21	43.56 %
Insurance - Property	30,530.00	23,030.00	0.00	0.00	0.00	23,030.00	100.00 %
Sanitation	2,900.00	2,900.00	130.11	758.86	0.00	2,141.14	73.83 %
Pest/Chem/Seed/Fert	2,000.00	2,000.00	19.78	276.07	0.00	1,723.93	86.20 %
Janitorial Supplies and Main	13,500.00	13,500.00	1,251.12	4,597.04	58.09	8,844.87	65.52 %
Tools	2,200.00	2,200.00	271.13	767.57	2.81	1,429.62	64.98 %
Category: E10 - Building & Grounds Exp Total:	176,237.96	205,637.96	12,347.59	65,980.63	6,254.65	133,402.68	64.87%

Category: E20 - Vehicle Expense

Fuel Expense	36,000.00	36,000.00	4,103.96	15,798.61	57.10	20,144.29	55.96 %
Service & Repair - Vehicle	2,500.00	2,500.00	20.83	20.83	17.57	2,461.60	98.46 %
Service & Repair - Equipment	3,000.00	3,000.00	0.00	160.06	50.29	2,789.65	92.99 %
Service & Repair - Apparatus	42,000.00	42,000.00	3,977.56	13,713.74	123.94	28,162.32	67.05 %
Tire Expense	7,000.00	7,000.00	0.00	0.00	0.00	7,000.00	100.00 %
Insurance Expense - Vehicle	23,000.00	21,810.97	0.00	18,883.75	0.00	2,927.22	13.42 %
Radios	5,500.00	5,500.00	175.00	400.28	0.00	5,099.72	92.72 %
Category: E20 - Vehicle Expense Total:	119,000.00	117,810.97	8,277.35	48,977.27	248.90	68,584.80	58.22%

Category: E30 - Supply Expense

Supplies - Office	3,250.00	3,250.00	15.38	575.12	0.00	2,674.88	82.30 %
Supplies - Kitchen	1,200.00	1,200.00	230.95	366.45	0.00	833.55	69.46 %
Supplies - Food Allowance	65,700.00	65,700.00	4,959.19	13,446.28	4,136.31	48,117.41	73.24 %
Supplies - Foam	1,500.00	1,500.00	0.00	0.00	0.00	1,500.00	100.00 %
Supplies - Hazardous Mat'l	2,000.00	2,000.00	81.39	528.12	18.63	1,453.25	72.66 %

Budget Report

For Fiscal: 2023 Period Ending: 04/30/2023

	Original Total Budget	Current Total Budget	Period Activity	Fiscal Activity	Encumbrances	Variance Favorable (Unfavorable)	Percent Remaining
Material and Maint	1,800.00	113,420.00	0.00	99,217.03	0.00	14,202.97	12.52 %
Postage Expense	150.00	150.00	0.00	154.45	125.00	-129.45	-86.30 %
Category: E30 - Supply Expense Total:	75,600.00	187,220.00	5,286.91	114,287.45	4,279.94	68,652.61	36.67%
Category: E40 - Operations Expense							
Dues & Subscriptions	1,000.00	1,000.00	0.00	85.00	661.85	253.15	25.32 %
Safety Program	13,000.00	13,000.00	0.00	0.00	0.00	13,000.00	100.00 %
Category: E40 - Operations Expense Total:	14,000.00	14,000.00	0.00	85.00	661.85	13,253.15	94.67%
Category: E55 - Professional Services							
Prof Services - Advertising	1,000.00	1,000.00	0.00	0.00	0.00	1,000.00	100.00 %
Prof Services - GIS	600.00	600.00	0.00	0.00	0.00	600.00	100.00 %
Prof Services - Printing	500.00	500.00	13.58	13.58	0.00	486.42	97.28 %
Category: E55 - Professional Services Total:	2,100.00	2,100.00	13.58	13.58	0.00	2,086.42	99.35%
Category: E60 - Miscellaneous Expense							
Hardware - New & Renewals	11,100.00	11,100.00	0.00	0.00	0.00	11,100.00	100.00 %
Software - New & Renewals	2,425.00	2,425.00	1,501.36	2,657.23	0.00	-232.23	-9.58 %
Category: E60 - Miscellaneous Expense Total:	13,525.00	13,525.00	1,501.36	2,657.23	0.00	10,867.77	80.35%
Category: E72 - Bond Expense							
Principal for Loans	113,148.00	113,148.00	0.00	29,939.22	0.00	83,208.78	73.54 %
Category: E72 - Bond Expense Total:	113,148.00	113,148.00	0.00	29,939.22	0.00	83,208.78	73.54%
Category: E80 - Fixed Assets							
Cap Assets - Vehicles	8,600.00	8,600.00	714.36	2,857.44	0.00	5,742.56	66.77 %
Capital Assets - Infrastructure	0.00	12,440.20	0.00	4,489.06	0.00	7,951.14	63.91 %
Category: E80 - Fixed Assets Total:	8,600.00	21,040.20	714.36	7,346.50	0.00	13,693.70	65.08%
Category: E85 - Interest Expense							
Interest Expense	51,080.00	51,080.00	0.00	109.91	0.00	50,970.09	99.78 %
Category: E85 - Interest Expense Total:	51,080.00	51,080.00	0.00	109.91	0.00	50,970.09	99.78%
Department: 0500 - Fire - Springhill Vol							
Revenue	4,895,676.48	5,048,647.65	383,253.22	1,751,494.83	11,984.64	3,285,168.18	65.07%
Expense Total:	-932,971.48	-1,085,942.65	-48,714.75	-424,921.84	-11,984.64	649,036.17	59.77%
Department: 0500 - Fire Surplus (Deficit):							
Revenue	55,000.00	55,000.00	5,006.17	6,362.97	0.00	-48,637.03	88.43 %
Expense Total:	55,000.00	55,000.00	5,006.17	6,362.97	0.00	-48,637.03	88.43%
Category: R15 - Taxes - Property							
Springhill VFD Assessment	55,000.00	55,000.00	5,006.17	6,362.97	0.00	-48,637.03	88.43%
Category: R15 - Taxes - Property Total:	55,000.00	55,000.00	5,006.17	6,362.97	0.00	-48,637.03	88.43%
Revenue Total:	55,000.00	55,000.00	5,006.17	6,362.97	0.00	-48,637.03	88.43%

Budget Report

For Fiscal: 2023 Period Ending: 04/30/2023

Expense	Original Total Budget	Current Total Budget	Period Activity	Fiscal Activity	Encumbrances	Variance Favorable (Unfavorable) Remaining	Percent Remaining
Category: E30 - Supply Expense	15,000.00	54,479.59	0.00	39,479.35	0.00	15,000.24	27.53 %
Material and Maint	15,000.00	54,479.59	0.00	39,479.35	0.00	15,000.24	27.53 %
Category: E30 - Supply Expense Total:	15,000.00	54,479.59	0.00	39,479.35	0.00	15,000.24	27.53 %
Expense Total:	40,000.00	520.41	5,006.17	-33,116.38	0.00	-33,636.79	6,463.52 %
Department: 0510 - Fire - Springhill Vol Surplus (Deficit):							
Department: 0600 - Police Revenue	780.00	780.00	67.14	268.56	0.00	-511.44	65.57 %
Category: R40 - Fines & Forfeitures	780.00	780.00	67.14	268.56	0.00	-511.44	65.57 %
Intoximeter Revenue							
Category: R40 - Fines & Forfeitures Total:	780.00	780.00	67.14	268.56	0.00	-511.44	65.57 %
Category: R60 - Miscellaneous Revenue	12,000.00	14,749.52	0.00	9,128.81	0.00	-5,620.71	38.11 %
Miscellaneous Revenue	12,000.00	14,749.52	0.00	9,128.81	0.00	-5,620.71	38.11 %
Category: R60 - Miscellaneous Revenue Total:	12,000.00	14,749.52	0.00	9,128.81	0.00	-5,620.71	38.11 %
Category: R62 - Intergovernmental Tsfrs	1,577,502.00	1,577,502.00	131,459.00	525,836.00	0.00	-1,051,666.00	66.67 %
Xfr Designated Tax	1,577,502.00	1,577,502.00	131,459.00	525,836.00	0.00	-1,051,666.00	66.67 %
Category: R62 - Intergovernmental Tsfrs Total:	1,577,502.00	1,577,502.00	131,459.00	525,836.00	0.00	-1,051,666.00	66.67 %
Category: R66 - Sale of Equipment	25,000.00	25,000.00	0.00	0.00	0.00	-25,000.00	100.00 %
Sale of Fixed Assets	25,000.00	25,000.00	0.00	0.00	0.00	-25,000.00	100.00 %
Category: R66 - Sale of Equipment Total:	25,000.00	25,000.00	0.00	0.00	0.00	-25,000.00	100.00 %
Category: R70 - Grant Revenue	26,700.00	26,700.00	-2,394.01	11,277.33	0.00	-15,422.67	57.76 %
Grant - Police DUI/Step	26,700.00	26,700.00	-2,394.01	11,277.33	0.00	-15,422.67	57.76 %
Grant Revenue	4,500.00	4,500.00	5,500.00	5,500.00	0.00	1,000.00	122.22 %
Grant - JAG Equip	2,500.00	2,500.00	0.00	0.00	0.00	-2,500.00	100.00 %
Category: R70 - Grant Revenue Total:	33,700.00	33,700.00	3,105.99	16,777.33	0.00	-16,922.67	50.22 %
Revenue Total:	1,648,982.00	1,651,731.52	134,632.13	552,010.70	0.00	-1,099,720.82	66.58 %
Category: E01 - Personnel Expense	2,254,674.39	2,254,674.39	196,559.96	841,870.83	0.00	1,412,803.56	62.66 %
Salary Expense	2,254,674.39	2,254,674.39	196,559.96	841,870.83	0.00	1,412,803.56	62.66 %
SWB Reimbursement	214,853.00	214,853.00	17,904.42	71,617.68	0.00	143,235.32	66.67 %
Overtime Expense	65,000.00	65,000.00	1,803.51	9,162.35	0.00	55,837.65	85.90 %
FICA Expense	189,695.10	189,695.10	15,030.69	64,827.63	0.00	124,867.47	65.83 %
Unemployment Expense	2,700.00	2,700.00	28.08	993.60	0.00	1,706.40	63.20 %
Worker's Comp Expense	17,000.00	17,000.00	0.00	0.00	0.00	17,000.00	100.00 %
APERS Expense	12,448.69	12,448.69	976.39	4,362.97	0.00	8,085.72	64.95 %
LOPFI Expense	575,847.60	575,847.60	46,698.12	196,160.42	0.00	379,687.18	65.94 %
LOPFI Prem Advance	-155,000.00	-155,000.00	0.00	0.00	0.00	-155,000.00	100.00 %
Health Insurance Expense	475,093.44	475,093.44	32,055.47	131,689.57	0.00	343,403.87	72.28 %
Physical & Drug Screen Exp	3,000.00	3,000.00	350.00	769.00	0.00	2,231.00	74.37 %

Budget Report

	Original Total Budget	Current Total Budget	Period Activity	Fiscal Activity	Encumbrances	Variance Favorable (Unfavorable)	Percent Remaining
Uniform Expense	20,000.00	20,000.00	2,039.34	4,916.31	1,573.59	13,510.10	67.55 %
Uniform Expenses - PR Benefit	15,480.00	15,480.00	1,230.00	7,410.00	0.00	8,070.00	52.13 %
Uniform Expense - New Officer	20,000.00	20,000.00	1,307.06	3,239.50	0.00	16,760.50	83.80 %
Travel & Training Expense	35,000.00	35,000.00	2,736.08	8,904.53	359.95	25,735.52	73.53 %
First Aid Expense	500.00	500.00	0.00	0.00	0.00	500.00	100.00 %
Category: E01 - Personnel Expense Total:	3,746,292.22	3,746,292.22	318,719.12	1,345,924.39	1,933.54	2,398,434.29	64.02%
Category: E10 - Building & Grounds Exp							
Repairs & Maint - Building	15,000.00	31,500.00	2,578.71	12,839.20	94.95	18,565.85	58.94 %
Utilities - Electric	13,992.00	13,992.00	2,121.59	8,639.67	0.00	5,352.33	38.25 %
Utilities - Gas	1,100.00	1,100.00	362.59	2,292.86	0.00	-1,192.86	-108.44 %
Utilities - Water	1,600.00	1,600.00	174.86	620.24	0.00	979.76	61.24 %
Com Exp - Tel Landline.Interne	27,328.92	18,628.92	1,059.15	3,721.53	2,350.00	12,557.39	67.41 %
Communication Exp - Cellular	47,580.00	47,580.00	4,269.36	15,239.54	9,434.36	22,906.10	48.14 %
Insurance - Property	4,733.00	13,433.00	0.00	0.00	0.00	13,433.00	100.00 %
Sanitation	780.00	780.00	130.12	444.19	0.00	335.81	43.05 %
Janitorial Supplies and Main	5,000.00	5,000.00	603.43	1,655.65	392.76	2,951.59	59.03 %
Category: E10 - Building & Grounds Exp Total:	117,113.92	133,613.92	11,299.81	45,452.88	12,272.07	75,888.97	56.80%
Category: E20 - Vehicle Expense							
Fuel Expense	186,000.00	186,000.00	16,136.91	60,893.76	0.00	125,106.24	67.26 %
Service & Repair - Vehicle	50,000.00	52,749.52	14,597.23	20,871.11	603.47	31,274.94	59.29 %
Service & Repair - Equipment	1,500.00	1,500.00	0.00	201.43	0.00	1,298.57	86.57 %
Equipment Repairs	3,000.00	3,000.00	32.95	32.95	0.00	2,967.05	98.90 %
Service & Repair - Heavy Equip	750.00	750.00	0.00	0.00	0.00	750.00	100.00 %
Tire Expense	15,000.00	15,000.00	1,000.19	3,179.89	0.00	11,820.11	78.80 %
Insurance Expense - Vehicle	30,000.00	38,813.54	0.00	34,974.09	0.00	3,839.45	9.89 %
Radios	5,000.00	5,000.00	0.00	0.00	0.00	5,000.00	100.00 %
Category: E20 - Vehicle Expense Total:	291,250.00	302,813.06	31,767.28	120,153.23	603.47	182,056.36	60.12%
Category: E30 - Supply Expense							
Supplies - Office	6,000.00	6,000.00	56.46	864.73	823.11	4,312.16	71.87 %
Supplies - Weapons	20,000.00	20,000.00	0.00	0.00	0.00	20,000.00	100.00 %
Supplies - Ammunition	19,600.00	19,600.00	9,119.70	13,370.72	0.00	6,229.28	31.78 %
Supplies - Vests	10,000.00	10,000.00	1,862.84	1,862.84	1,862.84	6,274.32	62.74 %
Supplies - Operating - CID	2,900.00	2,900.00	1,549.93	1,824.64	0.00	1,075.36	37.08 %
Postage Expense	800.00	800.00	12.60	166.90	125.00	508.10	63.51 %
Prisoner Care Expense	500.00	500.00	0.00	0.00	0.00	500.00	100.00 %
Category: E30 - Supply Expense Total:	59,800.00	59,800.00	12,601.53	18,089.83	2,810.95	38,899.22	65.05%
Category: E40 - Operations Expense							
Dues & Subscriptions	2,000.00	2,000.00	0.00	780.00	0.00	1,220.00	61.00 %
Comm Crime Prevention Outreach	5,900.00	5,900.00	194.69	2,516.41	0.00	3,383.59	57.35 %
Safety Program	2,000.00	2,000.00	0.00	0.00	0.00	2,000.00	100.00 %

Budget Report

For Fiscal: 2023 Period Ending: 04/30/2023

	Original Total Budget	Current Total Budget	Period Activity	Fiscal Activity	Encumbrances	Variance Favorable (Unfavorable)	Percent Remaining
001-0600-5531 Radios - Police	1,200.00	1,980.00	0.00	0.00	780.00	1,200.00	60.61 %
Category: E40 - Operations Expense Total:	11,100.00	11,880.00	194.69	3,296.41	780.00	7,803.59	65.69%
Category: E55 - Professional Services							
001-0600-5553 Prof Services - Advertising	1,000.00	1,000.00	0.00	0.00	0.00	1,000.00	100.00 %
001-0600-5586 Prof Services - Other	6,000.00	6,000.00	458.00	1,173.51	120.00	4,706.49	78.44 %
001-0600-5589 Prof Services - Printing	500.00	500.00	0.00	147.02	0.00	352.98	70.60 %
Category: E55 - Professional Services Total:	7,500.00	7,500.00	458.00	1,320.53	120.00	6,059.47	80.79%
Category: E60 - Miscellaneous Expense							
001-0600-5604 Hardware - New & Renewals	38,000.00	38,000.00	0.00	1,307.49	0.00	36,692.51	96.56 %
001-0600-5608 Software - New & Renewals	46,025.00	46,025.00	36,524.50	43,287.97	75.00	2,662.03	5.78 %
001-0600-5616 Interpreter-Police	500.00	500.00	0.00	0.00	0.00	500.00	100.00 %
001-0600-5617 Misc/Equipment Police	800.00	800.00	0.00	0.00	0.00	800.00	100.00 %
Category: E60 - Miscellaneous Expense Total:	85,325.00	85,325.00	36,524.50	44,595.46	75.00	40,654.54	47.65%
Category: E70 - Grant Expense							
001-0600-5700 Grant Expense	4,500.00	4,500.00	0.00	0.00	2,500.00	2,000.00	44.44 %
001-0600-5705 Grant Expense - DUI/Step	26,700.00	26,700.00	1,030.39	4,682.47	0.00	22,017.53	82.46 %
Category: E70 - Grant Expense Total:	31,200.00	31,200.00	1,030.39	4,682.47	2,500.00	24,017.53	76.98%
Category: E72 - Bond Expense							
001-0600-5840 Principal for Loans	828,881.63	926,293.34	45,848.38	182,873.80	97,411.71	646,007.83	69.74 %
Category: E80 - Fixed Assets							
001-0600-5808 Cap Assets - Vehicles	0.00	0.00	32,051.62	127,312.76	0.00	-127,312.76	0.00 %
001-0600-5810 Fixed Assets - Equipment	0.00	0.00	0.00	135,960.65	679,803.25	-815,763.90	0.00 %
Category: E80 - Fixed Assets Total:	0.00	0.00	32,051.62	263,273.41	679,803.25	-943,076.66	0.00%
Category: E85 - Interest Expense							
001-0600-5850 Interest Expense	95,872.22	98,663.51	3,142.04	13,087.91	2,791.29	82,784.31	83.91 %
Category: E85 - Interest Expense Total:	95,872.22	98,663.51	3,142.04	13,087.91	2,791.29	82,784.31	83.91%
Department: 0600 - Police - Dispatch Revenue							
001-0610-4650 Emerg Telephone Service Rev	238,000.00	238,000.00	0.00	72,382.80	0.00	-165,617.20	69.59 %
Category: R60 - Miscellaneous Revenue Total:	238,000.00	238,000.00	0.00	72,382.80	0.00	-165,617.20	69.59%
Revenue Total:	238,000.00	238,000.00	0.00	72,382.80	0.00	-165,617.20	69.59%
Category: E01 - Personnel Expense							
001-0610-5000 Salary Expense	363,002.21	363,002.21	22,231.77	102,063.67	0.00	260,938.54	71.88 %
Expense							
Department: 0600 - Police - Dispatch Revenue							
001-0610-4650 Emerg Telephone Service Rev	238,000.00	238,000.00	0.00	72,382.80	0.00	-165,617.20	69.59 %
Category: R60 - Miscellaneous Revenue Total:	238,000.00	238,000.00	0.00	72,382.80	0.00	-165,617.20	69.59%
Revenue Total:	238,000.00	238,000.00	0.00	72,382.80	0.00	-165,617.20	69.59%
Department: 0600 - Police Surplus (Deficit):	-3,625,352.99	-3,751,649.53	-359,005.23	-1,490,739.62	-801,101.28	1,459,808.63	38.91%

Budget Report

For Fiscal: 2023 Period Ending: 04/30/2023

	Original Total Budget	Current Total Budget	Period Activity	Fiscal Activity	Encumbrances	Variance Favorable (Unfavorable)	Percent Remaining
001-0610-5010	80,000.00	80,000.00	6,877.08	31,191.52	0.00	48,808.48	61.01 %
001-0610-5020	33,889.68	33,889.68	2,152.74	9,897.67	0.00	23,992.01	70.79 %
001-0610-5022	840.00	840.00	0.00	189.00	0.00	651.00	77.50 %
001-0610-5025	10,000.00	16,000.00	0.00	30,234.16	0.00	-14,234.16	-88.96 %
001-0610-5030	61,217.17	61,217.17	4,459.49	20,414.67	0.00	40,802.50	66.65 %
001-0610-5040	79,868.76	79,868.76	6,498.08	25,992.32	0.00	53,876.44	67.46 %
Category: E01 - Personnel Expense Total:	628,817.82	634,817.82	42,219.16	219,983.01	0.00	414,834.81	65.35%
Category: E55 - Professional Services							
Prof Services - Dispatch	1,950.00	1,950.00	0.00	0.00	0.00	1,950.00	100.00 %
Category: E55 - Professional Services Total:	1,950.00	1,950.00	0.00	0.00	0.00	1,950.00	100.00%
Category: E64 - Reimbursement							
Emerg Telephone Service Exp	67,640.00	67,640.00	0.00	2,477.78	2,500.00	62,662.22	92.64 %
Category: E64 - Reimbursement Total:	67,640.00	67,640.00	0.00	2,477.78	2,500.00	62,662.22	92.64%
Category: E80 - Fixed Assets							
Fixed Assets - Vehicles	0.00	0.00	363.87	1,455.48	0.00	-1,455.48	0.00 %
Category: E80 - Fixed Assets Total:	0.00	0.00	363.87	1,455.48	0.00	-1,455.48	0.00%
Expense Total:	698,407.82	704,407.82	42,583.03	223,916.27	2,500.00	477,991.55	67.86%
Department: 0610 - Police - Dispatch Surplus (Deficit):	-460,407.82	-466,407.82	-42,583.03	-151,533.47	-2,500.00	312,374.35	66.97%
Department: 0620 - Police - SRO							
Revenue	293,000.00	293,000.00	0.00	0.00	0.00	-293,000.00	100.00 %
Category: R64 - Reimbursement							
Reimbursement Rev- SRO	293,000.00	293,000.00	0.00	0.00	0.00	-293,000.00	100.00 %
Category: R64 - Reimbursement Total:	293,000.00	293,000.00	0.00	0.00	0.00	-293,000.00	100.00%
Revenue Total:	293,000.00	293,000.00	0.00	0.00	0.00	-293,000.00	100.00%
Expense							
Category: E01 - Personnel Expense							
Salary Expense	374,744.66	374,744.66	37,657.94	146,818.36	0.00	227,926.30	60.82 %
Overtime Expense	1,000.00	1,000.00	0.00	1,769.38	0.00	-769.38	-76.94 %
FICA Expense	28,759.77	28,759.77	2,814.05	11,150.99	0.00	17,608.78	61.23 %
Unemployment Expense	480.00	480.00	6.58	177.03	0.00	302.97	63.12 %
Worker's Comp Expense	7,900.00	7,900.00	0.00	7,838.51	0.00	61.49	0.78 %
LOPFI Expense	90,150.26	90,150.26	9,088.31	35,657.52	0.00	54,492.74	60.45 %
LOPFI Prem Advance	-22,000.00	-22,000.00	0.00	0.00	0.00	-22,000.00	100.00 %
Health Insurance Expense	97,361.76	97,361.76	8,029.38	28,619.18	0.00	68,742.58	70.61 %
Physical & Drug Screen Exp	500.00	500.00	0.00	0.00	0.00	500.00	100.00 %
Uniform Expenses	9,000.00	9,000.00	210.00	2,142.66	0.00	6,857.34	76.19 %
Travel & Training Expense	15,000.00	15,000.00	426.15	4,006.15	0.00	10,993.85	73.29 %
Category: E01 - Personnel Expense Total:	601,996.45	602,896.45	58,232.41	238,179.78	0.00	364,716.67	60.49%

Budget Report

For Fiscal: 2023 Period Ending: 04/30/2023

	Original Total Budget	Current Total Budget	Period Activity	Fiscal Activity	Encumbrances	Variance Favorable (Unfavorable)	Percent Remaining
Category: E10 - Building & Grounds Exp Communication Exp - Cellular <u>001-0620-5116</u>	9,600.00	9,600.00	729.07	2,916.10	2,250.00	4,433.90	46.19 %
Category: E10 - Building & Grounds Exp Total:	9,600.00	9,600.00	729.07	2,916.10	2,250.00	4,433.90	46.19%
Category: E60 - Miscellaneous Expense Software - New & Renewals <u>001-0620-5608</u>	2,500.00	2,500.00	0.00	0.00	0.00	2,500.00	100.00 %
Category: E60 - Miscellaneous Expense Total:	2,500.00	2,500.00	0.00	0.00	0.00	2,500.00	100.00%
Expense Total:	614,096.45	614,996.45	58,961.48	241,095.88	2,250.00	371,650.57	60.43%
Department: 0620 - Police - K9 Expense Department: 0620 - Police - SRO Surplus (Deficit):	-321,096.45	-321,996.45	-58,961.48	-241,095.88	-2,250.00	78,650.57	24.43%
Department: 0630 - Police - K9 Expense Category: E30 - Supply Expense Supplies - Food Allowance <u>001-0630-5306</u>	1,800.00	1,800.00	0.00	0.00	0.00	1,800.00	100.00 %
Category: E30 - Supply Expense Total:	1,800.00	1,800.00	0.00	0.00	0.00	1,800.00	100.00%
Category: E40 - Operations Expense K9 Training <u>001-0630-5500</u>	5,500.00	5,500.00	271.56	1,018.56	0.00	4,481.44	81.48 %
Category: E40 - Operations Expense Total:	5,500.00	5,500.00	271.56	1,018.56	0.00	4,481.44	81.48%
Category: E55 - Professional Services Prof Services - Veterinarian <u>001-0630-5592</u>	3,000.00	3,000.00	0.00	233.50	114.00	2,652.50	88.42 %
Category: E55 - Professional Services Total:	3,000.00	3,000.00	0.00	233.50	114.00	2,652.50	88.42%
Expense Total:	10,300.00	10,300.00	271.56	1,252.06	114.00	8,933.94	86.74%
Department: 0630 - Police - K9 Total:	10,300.00	10,300.00	271.56	1,252.06	114.00	8,933.94	86.74%
Fund: 001 - General Fund Surplus (Deficit):	160,002.44	-1,056,138.41	-161,640.78	-871,542.97	-1,038,545.29	-853,949.85	-80.86%
Fund: 002 - Sales Tax Fund Department: 0100 - Administration Revenue Category: R10 - Taxes - Sales One Cent Sales Tax <u>002-0100-4105</u>	6,310,008.00	6,310,008.00	472,514.36	2,076,482.68	0.00	-4,233,525.32	67.09 %
Category: R10 - Taxes - Sales Total:	6,310,008.00	6,310,008.00	472,514.36	2,076,482.68	0.00	-4,233,525.32	67.09%
Revenue Total:	6,310,008.00	6,310,008.00	472,514.36	2,076,482.68	0.00	-4,233,525.32	67.09%
Category: E62 - Intergovernmental Tsfr Xfer to General <u>002-0100-5620</u>	6,310,008.00	6,310,008.00	525,834.00	2,103,336.00	0.00	4,206,672.00	66.67 %
Category: E62 - Intergovernmental Tsfr Total:	6,310,008.00	6,310,008.00	525,834.00	2,103,336.00	0.00	4,206,672.00	66.67%
Expense Total:	6,310,008.00	6,310,008.00	525,834.00	2,103,336.00	0.00	4,206,672.00	66.67%
Department: 0100 - Administration Surplus (Deficit):	0.00	0.00	-53,319.64	-26,853.32	0.00	-26,853.32	0.00%
Fund: 002 - Sales Tax Fund Surplus (Deficit):	0.00	0.00	-53,319.64	-26,853.32	0.00	-26,853.32	0.00%

Budget Report

For Fiscal: 2023 Period Ending: 04/30/2023

	Original Total Budget	Current Total Budget	Period Activity	Fiscal Activity	Encumbrances	Variance Favorable (Unfavorable)	Percent Remaining
Fund: 003 - Franchise Fees Fund							
Department: 0100 - Administration							
Revenue							
Category: R50 - Sale of Services							
AT&T / SW Bell Franchise Fee	150,000.00	150,000.00	0.00	13,556.10	0.00	-136,443.90	90.96 %
Centerpoint Energy Franchise Fee	200,000.00	200,000.00	0.00	167,019.62	0.00	-32,980.38	16.49 %
Fidelity Franchise Fee	15,000.00	15,000.00	0.00	17,031.12	0.00	2,031.12	113.54 %
Comcast Cable Franchise Fee	75,000.00	75,000.00	0.00	17,679.08	0.00	-57,320.92	76.43 %
Energy Franchise Fee	600,000.00	600,000.00	48,117.15	194,856.22	0.00	-405,143.78	67.52 %
First Electric Franchise Fee	275,000.00	275,000.00	30,264.64	136,864.84	0.00	-138,135.16	50.23 %
Windstream Franchise Fee	15,000.00	15,000.00	3,297.12	5,862.88	0.00	-9,137.12	60.91 %
Category: R50 - Sale of Services Total:	1,330,000.00	1,330,000.00	81,678.91	552,869.86	0.00	-777,130.14	58.43%
Revenue Total:	1,330,000.00	1,330,000.00	81,678.91	552,869.86	0.00	-777,130.14	58.43%
Expense							
Category: E62 - Intergovernmental Tsfr							
Xfer to General	175,000.00	175,000.00	14,583.33	58,333.32	0.00	116,666.68	66.67 %
Category: E62 - Intergovernmental Tsfr Total:	175,000.00	175,000.00	14,583.33	58,333.32	0.00	116,666.68	66.67%
Expense Total:	175,000.00	175,000.00	14,583.33	58,333.32	0.00	116,666.68	66.67%
Department: 0100 - Administration Surplus (Deficit):	1,155,000.00	1,155,000.00	67,095.58	494,536.54	0.00	-660,463.46	57.18%
Department: 0800 - Street							
Expense							
Category: E62 - Intergovernmental Tsfr							
Xfer to Fund 185	649,000.20	649,000.20	52,973.08	212,706.21	0.00	436,293.99	67.23 %
Category: E62 - Intergovernmental Tsfr Total:	649,000.20	649,000.20	52,973.08	212,706.21	0.00	436,293.99	67.23%
Expense Total:	649,000.20	649,000.20	52,973.08	212,706.21	0.00	436,293.99	67.23%
Department: 0800 - Street Total:	649,000.20	649,000.20	52,973.08	212,706.21	0.00	436,293.99	67.23%
Fund: 003 - Franchise Fees Fund Surplus (Deficit):	505,999.80	505,999.80	14,122.50	281,830.33	0.00	-224,169.47	44.30%
Fund: 005 - Designated Tax Fund							
Department: 0200 - Animal Control							
Revenue							
Category: R10 - Taxes - Sales							
Designated Tax - AC	631,002.00	631,002.00	47,251.44	207,648.27	0.00	-423,353.73	67.09 %
Category: R10 - Taxes - Sales Total:	631,002.00	631,002.00	47,251.44	207,648.27	0.00	-423,353.73	67.09%
Revenue Total:	631,002.00	631,002.00	47,251.44	207,648.27	0.00	-423,353.73	67.09%

Budget Report

For Fiscal: 2023 Period Ending: 04/30/2023

	Original Total Budget	Current Total Budget	Period Activity	Fiscal Activity	Encumbrances	Variance Favorable (Unfavorable) Remaining	Percent Remaining
Expense							
Category: E62 - Intergovernmental Tsfr	631,002.00	631,002.00	52,583.00	210,332.00	0.00	420,670.00	66.67 %
Xfer to General - AC	631,002.00	631,002.00	52,583.00	210,332.00	0.00	420,670.00	66.67%
Category: E62 - Intergovernmental Tsfr Total:	631,002.00	631,002.00	52,583.00	210,332.00	0.00	420,670.00	66.67%
Expense Total:	0.00	0.00	-5,331.56	-2,683.73	0.00	-2,683.73	0.00%
Department: 0200 - Animal Control Surplus (Deficit):							
Revenue							
Department: 0400 - Parks							
Revenue	631,002.00	631,002.00	47,251.44	207,648.27	0.00	-423,353.73	67.09 %
Category: R10 - Taxes - Sales	631,002.00	631,002.00	47,251.44	207,648.27	0.00	-423,353.73	67.09%
Designated Tax - Park	631,002.00	631,002.00	47,251.44	207,648.27	0.00	-423,353.73	67.09%
Category: R10 - Taxes - Sales Total:	631,002.00	631,002.00	47,251.44	207,648.27	0.00	-423,353.73	67.09%
Revenue Total:	631,002.00	631,002.00	47,251.44	207,648.27	0.00	-423,353.73	67.09%
Expense							
Category: E62 - Intergovernmental Tsfr	631,002.00	631,002.00	52,583.00	210,332.00	0.00	420,670.00	66.67 %
Xfer to General - Park	631,002.00	631,002.00	52,583.00	210,332.00	0.00	420,670.00	66.67%
Category: E62 - Intergovernmental Tsfr Total:	631,002.00	631,002.00	52,583.00	210,332.00	0.00	420,670.00	66.67%
Expense Total:	0.00	0.00	-5,331.56	-2,683.73	0.00	-2,683.73	0.00%
Department: 0400 - Parks Surplus (Deficit):							
Revenue							
Department: 0500 - Fire							
Revenue	1,577,502.00	1,577,502.00	118,128.59	519,120.67	0.00	-1,058,381.33	67.09 %
Category: R10 - Taxes - Sales	1,577,502.00	1,577,502.00	118,128.59	519,120.67	0.00	-1,058,381.33	67.09%
Designated Tax - Fire	1,577,502.00	1,577,502.00	118,128.59	519,120.67	0.00	-1,058,381.33	67.09%
Category: R10 - Taxes - Sales Total:	1,577,502.00	1,577,502.00	118,128.59	519,120.67	0.00	-1,058,381.33	67.09%
Revenue Total:	1,577,502.00	1,577,502.00	118,128.59	519,120.67	0.00	-1,058,381.33	67.09%
Expense							
Category: E62 - Intergovernmental Tsfr	1,577,502.00	1,577,502.00	131,459.00	525,836.00	0.00	1,051,666.00	66.67 %
Xfer to General - Fire	1,577,502.00	1,577,502.00	131,459.00	525,836.00	0.00	1,051,666.00	66.67%
Category: E62 - Intergovernmental Tsfr Total:	1,577,502.00	1,577,502.00	131,459.00	525,836.00	0.00	1,051,666.00	66.67%
Expense Total:	0.00	0.00	-13,330.41	-6,715.33	0.00	-6,715.33	0.00%
Department: 0500 - Fire Surplus (Deficit):							
Revenue							
Department: 0600 - Police							
Revenue	1,577,502.00	1,577,502.00	118,128.59	519,120.67	0.00	-1,058,381.33	67.09 %
Category: R10 - Taxes - Sales	1,577,502.00	1,577,502.00	118,128.59	519,120.67	0.00	-1,058,381.33	67.09%
Designated Tax - Police	1,577,502.00	1,577,502.00	118,128.59	519,120.67	0.00	-1,058,381.33	67.09%
Category: R10 - Taxes - Sales Total:	1,577,502.00	1,577,502.00	118,128.59	519,120.67	0.00	-1,058,381.33	67.09%
Revenue Total:	1,577,502.00	1,577,502.00	118,128.59	519,120.67	0.00	-1,058,381.33	67.09%

Budget Report

For Fiscal: 2023 Period Ending: 04/30/2023

	Original Total Budget	Current Total Budget	Period Activity	Fiscal Activity	Encumbrances	Variance		
						Favorable	Percent Remaining	
Expense								
Category: E62 - Intergovernmental Tsfr								
Xfer to General - Police	1,577,502.00	1,577,502.00	131,459.00	525,836.00	0.00	1,051,666.00	66.67 %	
Category: E62 - Intergovernmental Tsfr Total:	1,577,502.00	1,577,502.00	131,459.00	525,836.00	0.00	1,051,666.00	66.67%	
Expense Total:	1,577,502.00	1,577,502.00	131,459.00	525,836.00	0.00	1,051,666.00	66.67%	
Department: 0600 - Police Surplus (Deficit):	0.00	0.00	-13,330.41	-6,715.33	0.00	-6,715.33	0.00%	
Department: 0800 - Street Revenue								
Category: R10 - Taxes - Sales	1,893,000.00	1,893,000.00	141,754.30	622,944.80	0.00	-1,270,055.20	67.09 %	
Designated Tax - Street	1,893,000.00	1,893,000.00	141,754.30	622,944.80	0.00	-1,270,055.20	67.09%	
Category: R10 - Taxes - Sales Total:	1,893,000.00	1,893,000.00	141,754.30	622,944.80	0.00	-1,270,055.20	67.09%	
Revenue Total:	1,893,000.00	1,893,000.00	141,754.30	622,944.80	0.00	-1,270,055.20	67.09%	
Category: E62 - Intergovernmental Tsfr								
Xfer to Street	1,893,000.00	1,893,000.00	157,750.00	631,000.00	0.00	1,262,000.00	66.67 %	
Category: E62 - Intergovernmental Tsfr Total:	1,893,000.00	1,893,000.00	157,750.00	631,000.00	0.00	1,262,000.00	66.67%	
Expense Total:	1,893,000.00	1,893,000.00	157,750.00	631,000.00	0.00	1,262,000.00	66.67%	
Department: 0800 - Street Surplus (Deficit):	0.00	0.00	-15,995.70	-8,055.20	0.00	-8,055.20	0.00%	
Fund: 005 - Designated Tax Fund Surplus (Deficit):	0.00	0.00	-53,319.64	-26,853.32	0.00	-26,853.32	0.00%	
Fund: 007 - Investment Account								
Department: 0100 - Administration Revenue	0.00	0.00	2,546.85	3,149.94	0.00	3,149.94	0.00 %	
Category: R85 - Interest Revenue	0.00	0.00	2,546.85	3,149.94	0.00	3,149.94	0.00%	
Interest Revenue	0.00	0.00	2,546.85	3,149.94	0.00	3,149.94	0.00%	
Category: R85 - Interest Revenue Total:	0.00	0.00	2,546.85	3,149.94	0.00	3,149.94	0.00%	
Revenue Total:	0.00	0.00	2,546.85	3,149.94	0.00	3,149.94	0.00%	
Category: E62 - Intergovernmental Tsfr								
Xfer to Other	0.00	0.00	0.00	860,536.60	0.00	-860,536.60	0.00 %	
Category: E62 - Intergovernmental Tsfr Total:	0.00	0.00	0.00	860,536.60	0.00	-860,536.60	0.00%	
Expense								
Category: E85 - Interest Expense	0.00	0.00	-703.30	-19,680.55	0.00	19,680.55	0.00 %	
Loss	0.00	0.00	-703.30	-19,680.55	0.00	19,680.55	0.00%	
Category: E85 - Interest Expense Total:	0.00	0.00	-703.30	-19,680.55	0.00	19,680.55	0.00%	
Expense Total:	0.00	0.00	-703.30	840,856.05	0.00	-840,856.05	0.00%	
Department: 0100 - Administration Surplus (Deficit):	0.00	0.00	3,250.15	-837,706.11	0.00	-837,706.11	0.00%	
Fund: 007 - Investment Account Surplus (Deficit):	0.00	0.00	3,250.15	-837,706.11	0.00	-837,706.11	0.00%	

Budget Report

For Fiscal: 2023 Period Ending: 04/30/2023

Fund: 020 - Animal Control Donation
 Department: 0200 - Animal Control
 Revenue

Category: R68 - Donation Revenue

Original Total Budget	Current Total Budget	Period Activity	Fiscal Activity	Encumbrances	Variance Favorable (Unfavorable) Remaining	Percent Remaining
2,500.00	2,500.00	0.00	0.00	0.00	-2,500.00	100.00 %
2,500.00	2,500.00	0.00	0.00	0.00	-2,500.00	100.00%

Donation Revenue Ord 2011-24

Category: R68 - Donation Revenue Total:

Revenue Total:

Expense

Category: E55 - Professional Services

Original Total Budget	Current Total Budget	Period Activity	Fiscal Activity	Encumbrances	Variance Favorable (Unfavorable) Remaining	Percent Remaining
2,500.00	2,500.00	984.42	984.42	0.00	1,515.58	60.62 %
2,500.00	2,500.00	984.42	984.42	0.00	1,515.58	60.62%

AC Donation Expense

Category: E55 - Professional Services Total:

Expense Total:

Department: 0200 - Animal Control Surplus (Deficit):

Fund: 020 - Animal Control Donation Surplus (Deficit):

Fund: 030 - Act 1256 of 1995 Court

Department: 0300 - Court

Revenue

Category: R40 - Fines & Forfeitures

Original Total Budget	Current Total Budget	Period Activity	Fiscal Activity	Encumbrances	Variance Favorable (Unfavorable) Remaining	Percent Remaining
71,250.00	71,250.00	2,560.00	6,045.00	0.00	-65,205.00	91.52 %
330,000.00	330,000.00	20,004.48	84,524.14	0.00	-245,475.86	74.39 %
401,250.00	401,250.00	22,564.48	90,569.14	0.00	-310,680.86	77.43%

Act 1256 Civil Division

Act 1256 District Court Rev

Category: R40 - Fines & Forfeitures Total:

Revenue Total:

Expense

Category: E01 - Personnel Expense

Original Total Budget	Current Total Budget	Period Activity	Fiscal Activity	Encumbrances	Variance Favorable (Unfavorable) Remaining	Percent Remaining
5,200.00	5,200.00	394.84	1,579.36	0.00	3,620.64	69.63 %
5,200.00	5,200.00	394.84	1,579.36	0.00	3,620.64	69.63%

Act 1256 Judge Retirement

Category: E01 - Personnel Expense Total:

Category: E40 - Operations Expense

Original Total Budget	Current Total Budget	Period Activity	Fiscal Activity	Encumbrances	Variance Favorable (Unfavorable) Remaining	Percent Remaining
250.00	250.00	18.12	72.48	0.00	177.52	71.01 %
17,500.00	17,500.00	1,342.64	5,370.56	0.00	12,129.44	69.31 %
140,500.00	140,500.00	10,741.60	42,966.40	0.00	97,533.60	69.42 %
15,250.00	15,250.00	1,181.04	4,724.16	0.00	10,525.84	69.02 %
28,500.00	28,500.00	2,190.68	8,762.72	0.00	19,737.28	69.25 %
167,150.00	167,150.00	4,661.82	18,958.50	0.00	148,191.50	88.66 %
26,000.00	26,000.00	1,966.60	7,866.40	0.00	18,133.60	69.74 %

Act 316 of 1991 Expense

Act 918 of 1983 Expense

Act 1256 Co Admin of Justice

Act 1256 Court Costs

Act 1256 City Attorney

Act 1256 DFA (State)

Act 1256 Ordinance 89-15

Budget Report

For Fiscal: 2023 Period Ending: 04/30/2023

	Original Total Budget	Current Total Budget	Period Activity	Fiscal Activity	Encumbrances	Variance Favorable	Percent Remaining
Act 1256 Intoximeter Expense	900.00	900.00	67.14	268.56	0.00	631.44	70.16 %
Category: E40 - Operations Expense Total:	396,050.00	396,050.00	22,169.64	88,989.78	0.00	307,060.22	77.53%
Expense Total:	401,250.00	401,250.00	22,564.48	90,569.14	0.00	310,680.86	77.43%
Department: 0300 - Court Surplus (Deficit):	0.00	0.00	0.00	0.00	0.00	0.00	0.00%
Fund: 030 - Act 1256 of 1995 Court Surplus (Deficit):	0.00	0.00	0.00	0.00	0.00	0.00	0.00%
Fund: 031 - Act 1809 of 2001 Court Auto Department: 0300 - Court Revenue							
Category: R40 - Fines & Forfeitures							
Act 1809 of 2001 Revenue	36,000.00	36,000.00	4,600.00	12,136.00	0.00	-23,864.00	66.29 %
Category: R40 - Fines & Forfeitures Total:	36,000.00	36,000.00	4,600.00	12,136.00	0.00	-23,864.00	66.29%
Revenue Total:	36,000.00	36,000.00	4,600.00	12,136.00	0.00	-23,864.00	66.29%
Expense							
Category: E60 - Miscellaneous Expense							
Software - New & Renewals	36,000.00	36,000.00	3,955.52	11,394.40	7,438.88	17,166.72	47.69 %
Category: E60 - Miscellaneous Expense Total:	36,000.00	36,000.00	3,955.52	11,394.40	7,438.88	17,166.72	47.69%
Expense Total:	36,000.00	36,000.00	3,955.52	11,394.40	7,438.88	17,166.72	47.69%
Department: 0300 - Court Surplus (Deficit):	0.00	0.00	644.48	741.60	-7,438.88	-6,697.28	0.00%
Fund: 031 - Act 1809 of 2001 Court Auto Surplus (Deficit):	0.00	0.00	644.48	741.60	-7,438.88	-6,697.28	0.00%
Fund: 045 - Park 1/8 SalesTax O & M Department: 0400 - Parks Revenue							
Category: R10 - Taxes - Sales							
Park 1/8 Sales Tax	788,751.00	788,751.00	59,064.29	259,560.33	0.00	-529,190.67	67.09 %
Category: R10 - Taxes - Sales Total:	788,751.00	788,751.00	59,064.29	259,560.33	0.00	-529,190.67	67.09%
Revenue Total:	788,751.00	788,751.00	59,064.29	259,560.33	0.00	-529,190.67	67.09%
Expense							
Category: E62 - Intergovernmental Tsfr							
Xfer to General	788,751.00	788,751.00	65,729.00	262,916.00	0.00	525,835.00	66.67 %
Category: E62 - Intergovernmental Tsfr Total:	788,751.00	788,751.00	65,729.00	262,916.00	0.00	525,835.00	66.67%
Expense Total:	788,751.00	788,751.00	65,729.00	262,916.00	0.00	525,835.00	66.67%
Department: 0400 - Parks Surplus (Deficit):	0.00	0.00	-6,664.71	-3,355.67	0.00	-3,355.67	0.00%
Fund: 045 - Park 1/8 SalesTax O & M Surplus (Deficit):	0.00	0.00	-6,664.71	-3,355.67	0.00	-3,355.67	0.00%

Budget Report

For Fiscal: 2023 Period Ending: 04/30/2023

	Original Total Budget	Current Total Budget	Period Activity	Fiscal Activity	Encumbrances	Variance Favorable (Unfavorable)	Percent Remaining
Fund: 051 - Act 833 of 1991 Fire							
Department: 0500 - Fire							
Revenue							
Category: R15 - Taxes - Property							
State Turnback	20,000.00	20,000.00	0.00	0.00	0.00	-20,000.00	100.00 %
<u>051-0500-4150</u>	20,000.00	20,000.00	0.00	0.00	0.00	-20,000.00	100.00%
Category: R15 - Taxes - Property Total:	20,000.00	20,000.00	0.00	0.00	0.00	-20,000.00	100.00%
Revenue Total:	20,000.00	20,000.00	0.00	0.00	0.00	-20,000.00	100.00%
Expense							
Category: E40 - Operations Expense							
Act 833 Expense	20,000.00	56,702.05	0.00	37,361.30	0.00	19,340.75	34.11 %
<u>051-0500-5410</u>	20,000.00	56,702.05	0.00	37,361.30	0.00	19,340.75	34.11%
Category: E40 - Operations Expense Total:	20,000.00	56,702.05	0.00	37,361.30	0.00	19,340.75	34.11%
Expense Total:	20,000.00	56,702.05	0.00	37,361.30	0.00	19,340.75	34.11%
Department: 0500 - Fire Surplus (Deficit):	0.00	-36,702.05	0.00	-37,361.30	0.00	-659.25	-1.80%
Fund: 051 - Act 833 of 1991 Fire Surplus (Deficit):	0.00	-36,702.05	0.00	-37,361.30	0.00	-659.25	-1.80%
Fund: 055 - Fire 3/8 SalesTax							
Department: 0500 - Fire							
Revenue							
Category: R10 - Taxes - Sales							
Fire 3/8 Sales Tax	2,366,253.00	2,366,253.00	177,192.88	778,680.98	0.00	-1,587,572.02	67.09 %
<u>055-0500-4120</u>	2,366,253.00	2,366,253.00	177,192.88	778,680.98	0.00	-1,587,572.02	67.09%
Category: R10 - Taxes - Sales Total:	2,366,253.00	2,366,253.00	177,192.88	778,680.98	0.00	-1,587,572.02	67.09%
Revenue Total:	2,366,253.00	2,366,253.00	177,192.88	778,680.98	0.00	-1,587,572.02	67.09%
Expense							
Category: E62 - Intergovernmental Tsfr							
Xfer to General	2,366,253.00	2,366,253.00	197,188.00	788,752.00	0.00	1,577,501.00	66.67 %
<u>055-0500-5620</u>	2,366,253.00	2,366,253.00	197,188.00	788,752.00	0.00	1,577,501.00	66.67%
Category: E62 - Intergovernmental Tsfr Total:	2,366,253.00	2,366,253.00	197,188.00	788,752.00	0.00	1,577,501.00	66.67%
Expense Total:	2,366,253.00	2,366,253.00	197,188.00	788,752.00	0.00	1,577,501.00	66.67%
Department: 0500 - Fire Surplus (Deficit):	0.00	0.00	-19,995.12	-10,071.02	0.00	-10,071.02	0.00%
Fund: 055 - Fire 3/8 SalesTax Surplus (Deficit):	0.00	0.00	-19,995.12	-10,071.02	0.00	-10,071.02	0.00%
Fund: 061 - Act 918 of 1983 Police							
Department: 0600 - Police							
Revenue							
Category: R40 - Fines & Forfeitures							
Admin of Justice Revenue	15,000.00	15,000.00	1,342.64	5,370.56	0.00	-9,629.44	64.20 %
<u>061-0600-4410</u>	15,000.00	15,000.00	1,342.64	5,370.56	0.00	-9,629.44	64.20%
Category: R40 - Fines & Forfeitures Total:	15,000.00	15,000.00	1,342.64	5,370.56	0.00	-9,629.44	64.20%
Revenue Total:	15,000.00	15,000.00	1,342.64	5,370.56	0.00	-9,629.44	64.20%

Budget Report

	Original Total Budget	Current Total Budget	Period Activity	Fiscal Activity	Encumbrances	Variance Favorable (Unfavorable)	Percent Remaining
Expense							
Category: E60 - Miscellaneous Expense	15,000.00	15,000.00	6,317.32	6,317.32	0.00	8,682.68	57.88 %
Miscellaneous Expense	15,000.00	15,000.00	6,317.32	6,317.32	0.00	8,682.68	57.88 %
Category: E60 - Miscellaneous Expense Total:	15,000.00	15,000.00	6,317.32	6,317.32	0.00	8,682.68	57.88 %
Expense Total:							
Department: 0600 - Police Surplus (Deficit):	0.00	0.00	-4,974.68	-946.76	0.00	-946.76	0.00 %
Fund: 061 - Act 918 of 1983 Police Surplus (Deficit):	0.00	0.00	-4,974.68	-946.76	0.00	-946.76	0.00 %
Fund: 062 - Act 988 of 1991 Emerg Veh							
Department: 0600 - Police							
Revenue							
Category: R40 - Fines & Forfeitures	12,000.00	12,000.00	244.20	856.17	0.00	-11,143.83	92.87 %
Act 988 of 1991 Revenue	12,000.00	12,000.00	244.20	856.17	0.00	-11,143.83	92.87 %
Category: R40 - Fines & Forfeitures Total:	12,000.00	12,000.00	244.20	856.17	0.00	-11,143.83	92.87 %
Revenue Total:	12,000.00	12,000.00	244.20	856.17	0.00	-11,143.83	92.87 %
Expense							
Category: E40 - Operations Expense	12,000.00	12,000.00	0.00	0.00	0.00	12,000.00	100.00 %
Act 988 Expense	12,000.00	12,000.00	0.00	0.00	0.00	12,000.00	100.00 %
Category: E40 - Operations Expense Total:	12,000.00	12,000.00	0.00	0.00	0.00	12,000.00	100.00 %
Expense Total:	12,000.00	12,000.00	0.00	0.00	0.00	12,000.00	100.00 %
Department: 0600 - Police Surplus (Deficit):	0.00	0.00	244.20	856.17	0.00	856.17	0.00 %
Fund: 062 - Act 988 of 1991 Emerg Veh Surplus (Deficit):	0.00	0.00	244.20	856.17	0.00	856.17	0.00 %
Fund: 066 - Federal Drug Control							
Department: 0600 - Police							
Revenue							
Category: R85 - Interest Revenue	0.00	0.00	0.22	0.95	0.00	0.95	0.00 %
Interest Revenue	0.00	0.00	0.22	0.95	0.00	0.95	0.00 %
Category: R85 - Interest Revenue Total:	0.00	0.00	0.22	0.95	0.00	0.95	0.00 %
Revenue Total:	0.00	0.00	0.22	0.95	0.00	0.95	0.00 %
Department: 0600 - Police Total:	0.00	0.00	0.22	0.95	0.00	0.95	0.00 %
Fund: 066 - Federal Drug Control Total:	0.00	0.00	0.22	0.95	0.00	0.95	0.00 %
Fund: 068 - State Drug Control							
Department: 0600 - Police							
Revenue							
Category: R40 - Fines & Forfeitures	2,500.00	2,500.00	0.00	0.00	0.00	-2,500.00	100.00 %
Drug Seizure Revenue	2,500.00	2,500.00	0.00	0.00	0.00	-2,500.00	100.00 %
Category: R40 - Fines & Forfeitures Total:	2,500.00	2,500.00	0.00	0.00	0.00	-2,500.00	100.00 %

Budget Report

For Fiscal: 2023 Period Ending: 04/30/2023

	Original Total Budget	Current Total Budget	Period Activity	Fiscal Activity	Encumbrances	Variance Favorable (Unfavorable) Remaining	Percent Remaining
Category: R85 - Interest Revenue							
Interest Revenue	0.00	0.00	0.18	0.76	0.00	0.76	0.00 %
Category: R85 - Interest Revenue Total:	0.00	0.00	0.18	0.76	0.00	0.76	0.00%
Revenue Total:	2,500.00	2,500.00	0.18	0.76	0.00	-2,499.24	99.97%
Expense							
Category: E60 - Miscellaneous Expense							
Miscellaneous Expense	2,500.00	2,500.00	0.00	0.00	0.00	2,500.00	100.00 %
Category: E60 - Miscellaneous Expense Total:	2,500.00	2,500.00	0.00	0.00	0.00	2,500.00	100.00%
Expense Total:	2,500.00	2,500.00	0.00	0.00	0.00	2,500.00	100.00%
Department: 0600 - Police Surplus (Deficit):	0.00	0.00	0.18	0.76	0.00	0.76	0.00%
Fund: 068 - State Drug Control Surplus (Deficit):	0.00	0.00	0.18	0.76	0.00	0.76	0.00%
Fund: 080 - Street Fund							
Department: 0140 - Stormwater							
Expense							
Category: E01 - Personnel Expense							
Salary Expense	271,720.61	271,720.61	18,255.48	80,986.86	0.00	190,733.75	70.19 %
Overtime Expense	695.00	695.00	57.94	169.96	0.00	525.04	75.55 %
FICA Expense	20,836.64	20,836.64	1,376.46	6,112.09	0.00	14,724.55	70.67 %
Unemployment Expense	180.00	180.00	0.00	89.57	0.00	90.43	50.24 %
Worker's Comp Expense	500.00	600.00	0.00	580.45	0.00	19.55	3.26 %
APERS Expense	41,724.88	41,724.88	2,805.67	12,433.39	0.00	29,291.49	70.20 %
Health Insurance Expense	58,447.74	58,447.74	3,250.80	12,753.13	0.00	45,694.61	78.18 %
Physical & Drug Screen Exp	300.00	300.00	0.00	138.00	0.00	162.00	54.00 %
Uniform Expense	4,525.00	4,525.00	743.38	1,592.48	0.00	2,932.52	64.81 %
Travel & Training Expense	10,000.00	10,000.00	0.00	3,082.88	0.00	6,917.12	69.17 %
Category: E01 - Personnel Expense Total:	408,929.87	409,029.87	26,489.73	117,938.81	0.00	291,091.06	71.17%
Category: E10 - Building & Grounds Exp							
Communication Exp - Cellular	3,024.00	3,024.00	333.48	1,249.64	675.00	1,099.36	36.35 %
Category: E10 - Building & Grounds Exp Total:	3,024.00	3,024.00	333.48	1,249.64	675.00	1,099.36	36.35%
Category: E20 - Vehicle Expense							
Fuel Expense	7,200.00	7,200.00	420.95	1,359.88	0.00	5,840.12	81.11 %
Service & Repair - Vehicle	10,000.00	23,834.56	0.00	185.55	13,834.56	9,814.45	41.18 %
Tire Expense	3,000.00	3,000.00	0.00	0.00	0.00	3,000.00	100.00 %
Insurance Expense - Vehicle	1,000.00	1,000.00	0.00	956.75	0.00	43.25	4.33 %
Category: E20 - Vehicle Expense Total:	21,200.00	35,034.56	420.95	2,502.18	13,834.56	18,697.82	53.37%
Category: E30 - Supply Expense							
Supplies - Office	5,000.00	5,000.00	0.00	1,440.86	0.00	3,559.14	71.18 %
Supplies - Operating	5,000.00	17,700.00	17.14	1,874.31	0.00	15,825.69	89.41 %

Budget Report

For Fiscal: 2023 Period Ending: 04/30/2023

	Original Total Budget	Current Total Budget	Period Activity	Fiscal Activity	Encumbrances	Variance Favorable (Unfavorable)	Percent Remaining
Prisoner Care Expense	2,700.00	2,700.00	0.00	0.00	0.00	2,700.00	100.00 %
Category: E30 - Supply Expense Total:	12,700.00	25,400.00	17.14	3,315.17	0.00	22,084.83	86.95%
Category: E40 - Operations Expense							
Elections or Permit Fee Exp	1,200.00	1,200.00	0.00	0.00	0.00	1,200.00	100.00 %
Public Education Expense	5,000.00	5,000.00	329.62	1,434.26	0.00	3,565.74	71.31 %
Category: E40 - Operations Expense Total:	6,200.00	6,200.00	329.62	1,434.26	0.00	4,765.74	76.87%
Category: E55 - Professional Services							
Prof Services - Engineering	100,000.00	150,510.00	3,500.00	11,085.22	19,540.00	119,884.78	79.65 %
Prof Services - Printing	250.00	250.00	0.00	0.00	0.00	250.00	100.00 %
Category: E55 - Professional Services Total:	100,250.00	150,760.00	3,500.00	11,085.22	19,540.00	120,134.78	79.69%
Category: E80 - Fixed Assets							
Fixed Assets - Vehicles	62,000.00	62,000.00	0.00	0.00	62,103.00	-103.00	-0.17 %
Category: E80 - Fixed Assets Total:	62,000.00	62,000.00	0.00	0.00	62,103.00	-103.00	-0.17%
Expense Total:	614,303.87	691,448.43	31,090.92	137,525.28	96,152.56	457,770.59	66.20%
Department: 0140 - Stormwater Total:	614,303.87	691,448.43	31,090.92	137,525.28	96,152.56	457,770.59	66.20%
Department: 0800 - Street Revenue							
Category: R10 - Taxes - Sales							
1/2 Cent SalesTaxExpires7/2023	456,000.00	456,000.00	52,475.67	207,433.62	0.00	-248,566.38	54.51 %
Category: R10 - Taxes - Sales Total:	456,000.00	456,000.00	52,475.67	207,433.62	0.00	-248,566.38	54.51%
Category: R15 - Taxes - Property							
State Turnback	924,000.00	924,000.00	97,142.06	368,834.42	0.00	-555,165.58	60.08 %
Saline County Treasurer	444,000.00	444,000.00	44,521.89	93,422.90	0.00	-350,577.10	78.96 %
Category: R15 - Taxes - Property Total:	1,368,000.00	1,368,000.00	141,663.95	462,257.32	0.00	-905,742.68	66.21%
Category: R60 - Miscellaneous Revenue							
Miscellaneous Revenue	1,000.00	1,577.84	959.60	3,014.08	0.00	1,436.24	191.03 %
Category: R60 - Miscellaneous Revenue Total:	1,000.00	1,577.84	959.60	3,014.08	0.00	1,436.24	91.03%
Category: R62 - Intergovernmental Tsfrs							
Xfer Designated Tax	1,893,000.00	1,893,000.00	157,750.00	631,000.00	0.00	-1,262,000.00	66.67 %
Category: R62 - Intergovernmental Tsfrs Total:	1,893,000.00	1,893,000.00	157,750.00	631,000.00	0.00	-1,262,000.00	66.67%
Category: R64 - Reimbursement							
Reimbursement Revenue	425,000.00	425,000.00	0.00	0.00	0.00	-425,000.00	100.00 %
Category: R64 - Reimbursement Total:	425,000.00	425,000.00	0.00	0.00	0.00	-425,000.00	100.00%
Category: R85 - Interest Revenue							
Interest Revenue	775.00	775.00	0.00	0.00	0.00	-775.00	100.00 %
Category: R85 - Interest Revenue Total:	775.00	775.00	0.00	0.00	0.00	-775.00	100.00%
Revenue Total:	4,143,775.00	4,144,352.84	352,849.22	1,303,705.02	0.00	-2,840,647.82	68.54%

Budget Report

For Fiscal: 2023 Period Ending: 04/30/2023

Expense	Original Total Budget	Current Total Budget	Period Activity	Fiscal Activity	Encumbrances	Variance Favorable (Unfavorable) Remaining	Percent Remaining
Category: E01 - Personnel Expense							
080-0800-5000 Salary Expense	869,963.91	869,963.91	49,829.53	209,987.55	0.00	659,976.36	75.86 %
080-0800-5005 SWB Reimbursement	206,796.00	206,796.00	17,233.00	68,932.00	0.00	137,864.00	66.67 %
080-0800-5010 Overtime Expense	10,000.00	10,000.00	643.93	1,395.57	0.00	8,604.43	86.04 %
080-0800-5020 FICA Expense	67,317.24	67,317.24	3,798.47	15,910.15	0.00	51,407.09	76.37 %
080-0800-5022 Unemployment Expense	1,380.00	1,380.00	2.09	298.63	0.00	1,081.37	78.36 %
080-0800-5025 Worker's Comp Expense	18,000.00	22,000.00	0.00	21,940.59	0.00	59.41	0.27 %
080-0800-5030 APERS Expense	134,775.96	134,775.96	7,732.56	32,383.97	0.00	102,391.99	75.97 %
080-0800-5040 Health Insurance Expense	188,599.64	188,599.64	9,418.18	38,675.07	0.00	149,924.57	79.49 %
080-0800-5050 Physical & Drug Screen Exp	2,200.00	2,200.00	0.00	70.44	0.00	2,129.56	96.80 %
080-0800-5055 Uniform Expense	13,003.13	13,003.13	736.66	4,382.24	0.00	8,620.89	66.30 %
080-0800-5060 Travel & Training Expense	15,000.00	15,000.00	0.00	3,087.16	1,956.50	9,956.34	66.38 %
Category: E01 - Personnel Expense Total: 1,527,035.88 89,394.42 397,063.37 1,956.50 1,132,016.01 73.94%							
Category: E10 - Building & Grounds Exp							
080-0800-5102 Repairs & Maint - Building	35,000.00	35,000.00	2,464.61	7,386.13	109.87	27,504.00	78.58 %
080-0800-5110 Utilities - Electric	20,000.00	20,000.00	11,063.96	35,033.61	-97,699.93	82,666.32	413.33 %
080-0800-5111 Utilities - Gas	2,499.96	2,499.96	224.88	1,494.69	0.00	1,005.27	40.21 %
080-0800-5112 Utilities - Water	5,000.00	5,000.00	43.78	170.36	0.00	4,829.64	96.59 %
080-0800-5115 Com Exp - Tel Landline.interne	14,640.00	14,640.00	985.02	3,940.08	625.00	10,074.92	68.82 %
080-0800-5116 Communication Exp - Cellular	4,500.00	4,500.00	595.77	2,053.97	1,284.40	1,161.63	25.81 %
080-0800-5120 Insurance - Property	1,965.00	1,965.00	0.00	0.00	0.00	1,965.00	100.00 %
080-0800-5130 Sanitation	3,500.00	3,500.00	996.27	1,849.70	4,640.71	-2,990.41	-85.44 %
080-0800-5140 Supplies - B&G	3,600.00	3,600.00	183.98	718.42	736.20	2,145.38	59.59 %
080-0800-5142 Janitorial Supplies and Main	2,000.00	2,000.00	126.45	327.58	812.51	859.91	43.00 %
080-0800-5145 Tools	12,000.00	12,000.00	2,207.56	4,810.19	1,783.86	5,405.95	45.05 %
Category: E10 - Building & Grounds Exp Total: 104,704.96 18,892.28 57,784.73 -87,707.38 134,627.61 128.58%							
Category: E20 - Vehicle Expense							
080-0800-5200 Fuel Expense	70,000.00	70,000.00	5,579.28	19,914.55	1,957.05	48,128.40	68.75 %
080-0800-5210 Service & Repair - Vehicle	90,000.00	90,577.84	25,291.58	39,454.24	6,232.39	44,891.21	49.56 %
080-0800-5218 Tire Expense	15,000.00	15,000.00	572.56	2,439.05	0.00	12,560.95	83.74 %
080-0800-5225 Insurance Expense - Vehicle	22,000.00	27,322.50	0.00	24,244.02	0.00	3,078.48	11.27 %
080-0800-5230 Radios	1,500.00	1,500.00	0.00	1,467.77	0.00	32.23	2.15 %
080-0800-5240 Equipment Rental	20,000.00	20,000.00	0.00	0.00	0.00	20,000.00	100.00 %
Category: E20 - Vehicle Expense Total: 218,500.00 31,443.42 87,519.63 8,189.44 128,691.27 57.35%							
Category: E30 - Supply Expense							
080-0800-5300 Supplies - Office	6,000.00	6,000.00	1,532.85	3,071.89	0.00	2,928.11	48.80 %
080-0800-5316 Supplies - Signs	40,000.08	40,000.08	12,213.32	22,888.04	-10,894.10	28,006.14	70.02 %
080-0800-5322 Supplies - Operating	242,448.00	245,472.74	17,927.03	52,350.41	8,640.09	184,482.24	75.15 %
080-0800-5323 Material and Maint	100,000.08	100,000.08	2,981.94	19,212.95	3,015.50	77,771.63	77.77 %

	Original Total Budget	Current Total Budget	Period Activity	Fiscal Activity	Encumbrances	Variance Favorable (Unfavorable)	Percent Remaining
Postage Expense	504.00	504.00	24.60	195.66	125.00	183.34	36.38 %
Category: E30 - Supply Expense Total:	388,952.16	391,976.90	34,679.74	97,718.95	886.49	293,371.46	74.84%
Category: E40 - Operations Expense							
080-0800-5480 Dues & Subscriptions	5,283.00	5,283.00	0.00	50.91	0.00	5,232.09	99.04 %
080-0800-5530 Safety Program	3,000.00	3,000.00	0.00	0.00	0.00	3,000.00	100.00 %
080-0800-5535 Sales Tax Expense	4,000.00	4,000.00	0.00	0.00	0.00	4,000.00	100.00 %
080-0800-5545 Street Paving Expense	50,000.00	50,000.00	0.00	0.00	0.00	50,000.00	100.00 %
080-0800-5546 Street Lights Installed	227,000.00	224,817.00	4,244.74	17,383.81	0.00	207,433.19	92.27 %
080-0800-5547 Traffic Signal Maintenance	5,000.00	5,000.00	0.00	0.00	0.00	5,000.00	100.00 %
Category: E40 - Operations Expense Total:	294,283.00	292,100.00	4,244.74	17,434.72	0.00	274,665.28	94.03%
Category: E55 - Professional Services							
080-0800-5550 Prof Services - Acctg & Audit	13,750.00	13,750.00	0.00	0.00	0.00	13,750.00	100.00 %
080-0800-5553 Prof Services - Advertising	3,500.04	3,500.04	0.00	753.48	0.00	2,746.56	78.47 %
080-0800-5562 Prof Services - Bridge Inspection	750.00	750.00	0.00	0.00	0.00	750.00	100.00 %
080-0800-5571 Prof Services - Engineering	120,000.00	153,790.00	3,245.16	3,470.16	31,519.84	118,800.00	77.25 %
080-0800-5586 Prof Services - Other	190,000.00	190,000.00	13,819.46	25,914.75	51,108.20	112,977.05	59.46 %
080-0800-5589 Prof Services - Printing	500.00	500.00	0.00	0.00	0.00	500.00	100.00 %
Category: E55 - Professional Services Total:	328,500.04	362,290.04	17,064.62	30,138.39	82,628.04	249,523.61	68.87%
Category: E60 - Miscellaneous Expense							
080-0800-5604 Hardware - New & Renewals	5,500.00	5,500.00	3,192.99	7,952.71	0.00	-2,452.71	-44.59 %
080-0800-5608 Software - New & Renewals	48,465.00	48,465.00	563.13	4,469.01	3,480.00	40,515.99	83.60 %
080-0800-5614 Copiers & Maintenance	0.00	0.00	147.74	590.98	0.00	-590.98	0.00 %
Category: E60 - Miscellaneous Expense Total:	53,965.00	53,965.00	3,903.86	13,012.70	3,480.00	37,472.30	69.44%
Category: E80 - Fixed Assets							
080-0800-5808 Capital Assets - Vehicles	346,000.00	297,500.00	0.00	0.00	301,714.40	-4,214.40	-1.42 %
080-0800-5810 Fixed Assets - Equipment	473,000.00	932,426.88	39,350.00	286,536.02	600,958.50	44,932.36	4.82 %
080-0800-5816 Capital Assets - Infrastructure	269,000.00	1,052,837.36	65,723.92	297,216.42	558,466.32	197,154.62	18.73 %
Category: E80 - Fixed Assets Total:	1,088,000.00	2,282,764.24	105,073.92	583,752.44	1,461,139.22	237,872.58	10.42%
Category: E90 - Construction Projects							
080-0800-5910 Projects - Overlays	600,000.00	886,285.96	0.00	276,109.03	5,750.01	604,426.92	68.20 %
Category: E90 - Construction Projects Total:	600,000.00	886,285.96	0.00	276,109.03	5,750.01	604,426.92	68.20%
Expense Total:	4,603,941.04	6,129,523.32	304,697.00	1,560,533.96	1,476,322.32	3,092,667.04	50.46%
Department: 0800 - Street Surplus (Deficit):	-460,166.04	-1,985,170.48	48,152.22	-256,828.94	-1,476,322.32	252,019.22	12.70%
Fund: 080 - Street Fund Surplus (Deficit):	-1,074,469.91	-2,676,618.91	17,061.30	-394,354.22	-1,572,474.88	709,789.81	26.52%

Budget Report

For Fiscal: 2023 Period Ending: 04/30/2023

Fund: 110 - Special Redemp - 2016 Bond
 Department: 0100 - Administration

	Original Total Budget	Current Total Budget	Period Activity	Fiscal Activity	Encumbrances	Variance Favorable (Unfavorable) Remaining	Percent Remaining
Revenue							
Category: R62 - Intergovernmental Tsfrs							
Xfer from Other Fund							
<u>110-0100-4623</u>	0.00	0.00	2,873.87	10,441.37	0.00	10,441.37	0.00 %
Category: R62 - Intergovernmental Tsfrs Total:	0.00	0.00	2,873.87	10,441.37	0.00	10,441.37	0.00 %
Gain on Investment							
Category: R85 - Interest Revenue							
<u>110-0100-4855</u>	0.00	0.00	85.77	259.44	0.00	259.44	0.00 %
Category: R85 - Interest Revenue Total:	0.00	0.00	85.77	259.44	0.00	259.44	0.00 %
Revenue Total:	0.00	0.00	2,959.64	10,700.81	0.00	10,700.81	0.00 %
Department: 0100 - Administration Total:	0.00	0.00	2,959.64	10,700.81	0.00	10,700.81	0.00 %
Fund: 110 - Special Redemp - 2016 Bond Total:	0.00	0.00	2,959.64	10,700.81	0.00	10,700.81	0.00 %

Fund: 113 - Debt Service Reserve Fund
 Department: 0100 - Administration

	Original Total Budget	Current Total Budget	Period Activity	Fiscal Activity	Encumbrances	Variance Favorable (Unfavorable) Remaining	Percent Remaining
Revenue							
Category: R85 - Interest Revenue							
Interest Revenue							
<u>113-0100-4850</u>	0.00	0.00	2,873.87	10,441.37	0.00	10,441.37	0.00 %
Category: R85 - Interest Revenue Total:	0.00	0.00	2,873.87	10,441.37	0.00	10,441.37	0.00 %
Revenue Total:	0.00	0.00	2,873.87	10,441.37	0.00	10,441.37	0.00 %
Expense							
Category: E62 - Intergovernmental Tsfr							
Xfer to other fund							
<u>113-0100-5626</u>	0.00	0.00	2,873.87	10,441.37	0.00	-10,441.37	0.00 %
Category: E62 - Intergovernmental Tsfr Total:	0.00	0.00	2,873.87	10,441.37	0.00	-10,441.37	0.00 %
Expense Total:	0.00	0.00	2,873.87	10,441.37	0.00	-10,441.37	0.00 %
Department: 0100 - Administration Surplus (Deficit):	0.00	0.00	0.00	0.00	0.00	0.00	0.00 %
Fund: 113 - Debt Service Reserve Fund Surplus (Deficit):	0.00	0.00	0.00	0.00	0.00	0.00	0.00 %

Fund: 114 - 2016 Bond Fund
 Department: 0100 - Administration

	Original Total Budget	Current Total Budget	Period Activity	Fiscal Activity	Encumbrances	Variance Favorable (Unfavorable) Remaining	Percent Remaining
Revenue							
Category: R10 - Taxes - Sales							
Loan Proceeds							
<u>114-0100-4610</u>	0.00	0.00	236,257.18	1,038,241.34	0.00	1,038,241.34	0.00 %
Category: R10 - Taxes - Sales Total:	0.00	0.00	236,257.18	1,038,241.34	0.00	1,038,241.34	0.00 %
Revenue Total:	0.00	0.00	236,257.18	1,038,241.34	0.00	1,038,241.34	0.00 %
Department: 0100 - Administration Total:	0.00	0.00	236,257.18	1,038,241.34	0.00	1,038,241.34	0.00 %

Budget Report

	Original Total Budget	Current Total Budget	Period Activity	Fiscal Activity	Encumbrances	Variance Favorable (Unfavorable)	Percent Remaining
Department: 0400 - Parks Revenue							
Category: R85 - Interest Revenue							
Interest Revenue	0.00	0.00	5,790.12	15,206.41	0.00	15,206.41	0.00 %
<u>114-0400-4850</u>	0.00	0.00	5,790.12	15,206.41	0.00	15,206.41	0.00%
Revenue Total:	0.00	0.00	5,790.12	15,206.41	0.00	15,206.41	0.00%
Department: 0400 - Parks Total:	0.00	0.00	5,790.12	15,206.41	0.00	15,206.41	0.00%
Fund: 114 - 2016 Bond Fund Total:	0.00	0.00	242,047.30	1,053,447.75	0.00	1,053,447.75	0.00%
Fund: 167 - 2022 Amend 78							
Department: 0100 - Administration Revenue							
Category: R10 - Taxes - Sales							
Loan Proceeds	0.00	0.00	0.00	-40,200.00	0.00	-40,200.00	0.00 %
<u>167-0100-4610</u>	0.00	0.00	0.00	-40,200.00	0.00	-40,200.00	0.00%
Category: R10 - Taxes - Sales Total:	0.00	0.00	0.00	-40,200.00	0.00	-40,200.00	0.00%
Revenue Total:	0.00	0.00	0.00	-40,200.00	0.00	-40,200.00	0.00%
Department: 0100 - Administration Total:	0.00	0.00	0.00	-40,200.00	0.00	-40,200.00	0.00%
Fund: 167 - 2022 Amend 78 Total:	0.00	0.00	0.00	-40,200.00	0.00	-40,200.00	0.00%
Fund: 185 - Street Bond 2016 DS							
Department: 0800 - Street Revenue							
Category: R62 - Intergovernmental Tsfrs							
Xfer from Other	0.00	0.00	52,973.08	214,811.50	0.00	214,811.50	0.00 %
<u>185-0800-4627</u>	0.00	0.00	52,973.08	214,811.50	0.00	214,811.50	0.00%
Category: R62 - Intergovernmental Tsfrs Total:	0.00	0.00	52,973.08	214,811.50	0.00	214,811.50	0.00%
Category: R85 - Interest Revenue							
Interest Revenue	0.00	0.00	276.50	3,019.98	0.00	3,019.98	0.00 %
<u>185-0800-4850</u>	0.00	0.00	276.50	3,019.98	0.00	3,019.98	0.00%
Category: R85 - Interest Revenue Total:	0.00	0.00	276.50	3,019.98	0.00	3,019.98	0.00%
Revenue Total:	0.00	0.00	53,249.58	217,831.48	0.00	217,831.48	0.00%
Expense							
Category: E72 - Bond Expense							
Bond Principal Pmt	0.00	0.00	0.00	370,000.00	0.00	-370,000.00	0.00 %
<u>185-0800-5722</u>	0.00	0.00	0.00	370,000.00	0.00	-370,000.00	0.00%
Bond Fees	0.00	0.00	83.33	333.32	0.00	-333.32	0.00 %
<u>185-0800-5724</u>	0.00	0.00	83.33	333.32	0.00	-333.32	0.00%
Interest Expense	0.00	0.00	0.00	137,221.88	0.00	-137,221.88	0.00 %
<u>185-0800-5750</u>	0.00	0.00	0.00	137,221.88	0.00	-137,221.88	0.00%
Category: E72 - Bond Expense Total:	0.00	0.00	83.33	507,555.20	0.00	-507,555.20	0.00%
Expense Total:	0.00	0.00	83.33	507,555.20	0.00	-507,555.20	0.00%
Department: 0800 - Street Surplus (Deficit):	0.00	0.00	53,166.25	-289,723.72	0.00	-289,723.72	0.00%
Fund: 185 - Street Bond 2016 DS Surplus (Deficit):	0.00	0.00	53,166.25	-289,723.72	0.00	-289,723.72	0.00%

Budget Report

For Fiscal: 2023 Period Ending: 04/30/2023

	Original Total Budget	Current Total Budget	Period Activity	Fiscal Activity	Encumbrances	Variance Favorable (Unfavorable) Remaining	Percent Remaining
Fund: 186 - Street Bond 2016 DSR							
Department: 0800 - Street							
Revenue							
Category: R85 - Interest Revenue							
Interest Revenue							
<u>186-0800-4850</u>	0.00	0.00	1,217.24	4,392.86	0.00	4,392.86	0.00 %
Category: R85 - Interest Revenue Total:	0.00	0.00	1,217.24	4,392.86	0.00	4,392.86	0.00 %
Revenue Total:	0.00	0.00	1,217.24	4,392.86	0.00	4,392.86	0.00 %
Expense							
Category: E62 - Intergovernmental Tsfr							
Xfer to Other							
<u>186-0800-5626</u>	0.00	0.00	0.00	2,105.29	0.00	-2,105.29	0.00 %
Category: E62 - Intergovernmental Tsfr Total:	0.00	0.00	0.00	2,105.29	0.00	-2,105.29	0.00 %
Expense Total:	0.00	0.00	0.00	2,105.29	0.00	-2,105.29	0.00 %
Department: 0800 - Street Surplus (Deficit):	0.00	0.00	1,217.24	2,287.57	0.00	2,287.57	0.00 %
Fund: 186 - Street Bond 2016 DSR Surplus (Deficit):	0.00	0.00	1,217.24	2,287.57	0.00	2,287.57	0.00 %
Fund: 187 - 2016 Street Construction Fund							
Department: 0800 - Street							
Revenue							
Category: R85 - Interest Revenue							
Interest Revenue							
<u>187-0800-4850</u>	0.00	0.00	10,036.53	27,464.02	0.00	27,464.02	0.00 %
Category: R85 - Interest Revenue Total:	0.00	0.00	10,036.53	27,464.02	0.00	27,464.02	0.00 %
Revenue Total:	0.00	0.00	10,036.53	27,464.02	0.00	27,464.02	0.00 %
Expense							
Category: E90 - Construction Projects							
Construction Projects							
<u>187-0800-5900</u>	0.00	0.00	-388,186.38	800,512.31	0.00	-800,512.31	0.00 %
Category: E90 - Construction Projects Total:	0.00	0.00	-388,186.38	800,512.31	0.00	-800,512.31	0.00 %
Expense Total:	0.00	0.00	-388,186.38	800,512.31	0.00	-800,512.31	0.00 %
Department: 0800 - Street Surplus (Deficit):	0.00	0.00	398,222.91	-773,048.29	0.00	-773,048.29	0.00 %
Fund: 187 - 2016 Street Construction Fund Surplus (Deficit):	0.00	0.00	398,222.91	-773,048.29	0.00	-773,048.29	0.00 %
Fund: 500 - Water Fund							
Department: 0140 - Stormwater							
Revenue							
Category: R50 - Sale of Services							
Stormwater Rev Fees							
<u>500-0140-4567</u>	20,000.00	20,000.00	2,950.00	9,975.00	0.00	-10,025.00	50.13 %
Stormwater Rev - Residential							
<u>500-0140-4568</u>	244,000.00	244,000.00	20,180.26	80,789.26	0.00	-163,210.74	66.89 %
Stormwater Rev - Business							
<u>500-0140-4569</u>	44,000.00	44,000.00	3,900.00	15,420.00	0.00	-28,580.00	64.95 %
Category: R50 - Sale of Services Total:	308,000.00	308,000.00	27,030.26	106,184.26	0.00	-201,815.74	65.52 %
Revenue Total:	308,000.00	308,000.00	27,030.26	106,184.26	0.00	-201,815.74	65.52 %

Budget Report

For Fiscal: 2023 Period Ending: 04/30/2023

Expense	Original Total Budget	Current Total Budget	Period Activity	Fiscal Activity	Encumbrances	Variance Favorable (Unfavorable) Remaining	Percent Remaining
Category: E62 - Intergovernmental Tsfr							
Xfer to Fund 515	308,000.00	308,000.00	0.00	0.00	0.00	308,000.00	100.00 %
Category: E62 - Intergovernmental Tsfr Total:	308,000.00	308,000.00	0.00	0.00	0.00	308,000.00	100.00 %
Expense Total:							
	0.00	0.00	27,030.26	106,184.26	0.00	106,184.26	0.00 %
Department: 0140 - Stormwater Surplus (Deficit):							
Department: 0900 - Water							
Revenue							
Category: R50 - Sale of Services							
CAW Watershed	112,500.00	112,500.00	8,318.48	33,356.03	0.00	-79,143.97	70.35 %
One Time Charge	38,500.00	38,500.00	-10.00	8,833.00	0.00	-29,667.00	77.06 %
Penalties	150,000.00	150,000.00	47,597.83	117,892.85	0.00	-32,107.15	21.40 %
Insufficient Check Fee	2,000.00	2,000.00	400.00	825.00	0.00	-1,175.00	58.75 %
Sales - CAW System Devel	6,529.00	6,529.00	600.00	4,275.00	0.00	-2,254.00	34.52 %
Sales - FSDWA	39,600.00	39,600.00	3,331.51	13,317.47	0.00	-26,282.53	66.37 %
Water Misc Income	98,737.00	98,737.00	355.00	40,339.50	0.00	-58,397.50	59.14 %
Sales - Pump Maintenance	32,000.00	32,000.00	1.25	3,704.95	0.00	-28,295.05	88.42 %
Sales - Service Charges	27,500.00	27,500.00	1,605.00	9,223.00	0.00	-18,277.00	66.46 %
Sales - Water	4,323,000.00	4,323,000.00	258,808.91	1,052,059.51	0.00	-3,270,940.49	75.66 %
Sales - Water Connections	17,000.00	17,000.00	1,050.00	12,965.00	0.00	-4,035.00	23.74 %
Sales Tax Revenue	270,000.00	270,000.00	25,494.13	104,429.54	0.00	-165,570.46	61.32 %
Woodland Hills Watershed	4,356.00	4,356.00	468.90	1,883.70	0.00	-2,472.30	56.76 %
Category: R50 - Sale of Services Total:	5,121,722.00	5,121,722.00	348,021.01	1,403,104.55	0.00	-3,718,617.45	72.60 %
Category: R60 - Miscellaneous Revenue							
Miscellaneous Revenue	0.00	0.00	-39.28	37.76	0.00	37.76	0.00 %
NXfer to Water Impact	35,000.00	35,000.00	0.00	0.00	0.00	-35,000.00	100.00 %
Category: R60 - Miscellaneous Revenue Total:	35,000.00	35,000.00	-39.28	37.76	0.00	-34,962.24	99.89 %
Category: R62 - Intergovernmental Tsfrs							
Xfer to Other	0.00	0.00	0.00	17,270.00	0.00	17,270.00	0.00 %
Category: R62 - Intergovernmental Tsfrs Total:	0.00	0.00	0.00	17,270.00	0.00	17,270.00	0.00 %
Revenue Total:							
	5,156,722.00	5,156,722.00	347,981.73	1,420,412.31	0.00	-3,736,309.69	72.46 %
Expense							
Category: E01 - Personnel Expense							
Salary Expense	771,038.69	771,038.69	54,892.79	226,122.99	0.00	544,915.70	70.67 %
SWB Reimbursement	206,796.00	206,796.00	17,233.00	68,932.00	0.00	137,864.00	66.67 %
Overtime Expense	28,825.00	28,825.00	2,942.78	8,660.61	0.00	20,164.39	69.95 %
FICA Expense	61,036.58	61,036.58	4,369.41	17,743.97	0.00	43,292.61	70.93 %
Unemployment Expense	1,080.00	1,080.00	16.67	311.41	0.00	768.59	71.17 %
Worker's Comp Expense	15,022.00	30,094.00	0.00	15,059.57	0.00	15,034.43	49.96 %

Budget Report

For Fiscal: 2023 Period Ending: 04/30/2023

	Original Total Budget	Current Total Budget	Period Activity	Fiscal Activity	Encumbrances	Variance Favorable (Unfavorable) Remaining	Percent Remaining
500-0900-5030	120,486.24	120,486.24	8,714.98	34,963.50	0.00	85,522.74	70.98 %
500-0900-5040	148,376.76	148,376.76	8,896.87	34,092.93	0.00	114,283.83	77.02 %
500-0900-5050	1,800.00	1,800.00	0.00	228.46	0.00	1,571.54	87.31 %
500-0900-5054	900.00	900.00	75.00	225.00	0.00	675.00	75.00 %
500-0900-5055	9,809.38	9,809.38	1,231.51	6,108.30	373.91	3,327.17	33.92 %
500-0900-5060	9,150.00	9,150.00	1,327.16	1,917.46	0.00	7,232.54	79.04 %
Category: E01 - Personnel Expense Total:	1,374,320.65	1,389,392.65	99,700.17	414,366.20	373.91	974,652.54	70.15%
Category: E10 - Building & Grounds Exp							
500-0900-5102	6,000.00	6,000.00	1,921.02	2,192.03	2,903.33	904.64	15.08 %
500-0900-5104	3,500.00	3,500.00	0.00	0.00	0.00	3,500.00	100.00 %
500-0900-5110	48,000.00	48,000.00	4,171.07	5,290.49	0.00	42,709.51	88.98 %
500-0900-5111	6,000.00	6,000.00	48.44	1,230.20	0.00	4,769.80	79.50 %
500-0900-5112	300.00	300.00	25.26	98.92	0.00	201.08	67.03 %
500-0900-5115	8,748.00	8,748.00	722.89	2,891.56	625.00	5,231.44	59.80 %
500-0900-5116	10,560.00	10,560.00	901.66	3,523.39	2,634.40	4,402.21	41.69 %
500-0900-5120	14,000.00	14,000.00	0.00	0.00	0.00	14,000.00	100.00 %
500-0900-5130	1,692.00	1,692.00	1,007.02	1,892.76	4,640.55	-4,841.31	-286.13 %
500-0900-5142	1,500.00	1,500.00	310.44	590.20	1,436.79	-526.99	-35.13 %
500-0900-5145	15,000.00	15,000.00	1,507.32	2,723.88	0.00	12,276.12	81.84 %
Category: E10 - Building & Grounds Exp Total:	115,300.00	115,300.00	10,615.12	20,433.43	12,240.07	82,626.50	71.66%
Category: E20 - Vehicle Expense							
500-0900-5200	58,500.00	58,500.00	5,392.88	18,757.70	0.00	39,742.30	67.94 %
500-0900-5210	30,000.00	30,000.00	279.96	4,343.40	1,413.62	24,242.98	80.81 %
500-0900-5218	8,100.00	8,100.00	1,531.85	1,570.13	0.00	6,529.87	80.62 %
500-0900-5225	7,500.00	8,000.00	0.00	7,927.73	0.00	72.27	0.90 %
Category: E20 - Vehicle Expense Total:	104,100.00	104,600.00	7,204.69	32,598.96	1,413.62	70,587.42	67.48%
Category: E30 - Supply Expense							
500-0900-5300	4,200.00	4,200.00	1,412.72	3,628.60	0.00	571.40	13.60 %
500-0900-5322	108,000.00	108,000.00	25,361.26	60,230.65	5,390.27	42,379.08	39.24 %
500-0900-5350	4,200.00	4,200.00	66.30	284.07	62.50	3,853.43	91.75 %
500-0900-5360	1,260,000.00	1,260,000.00	97,629.67	392,690.40	0.00	867,309.60	68.83 %
Category: E30 - Supply Expense Total:	1,376,400.00	1,376,400.00	124,469.95	456,833.72	5,452.77	914,113.51	66.41%
Category: E40 - Operations Expense							
500-0900-5475	120,000.00	120,000.00	13,758.35	46,486.38	3,600.00	69,913.62	58.26 %
500-0900-5480	76,043.00	73,860.00	3,040.50	7,607.29	2,200.00	64,052.71	86.72 %
500-0900-5530	1,500.00	1,500.00	0.00	75.38	0.00	1,424.62	94.97 %
500-0900-5535	270,000.00	270,000.00	23,754.00	104,906.00	0.00	165,094.00	61.15 %
Category: E40 - Operations Expense Total:	467,543.00	465,360.00	40,552.85	159,075.05	5,800.00	300,484.95	64.57%
Category: E55 - Professional Services							
500-0900-5550	7,400.00	7,400.00	0.00	0.00	0.00	7,400.00	100.00 %

Budget Report

For Fiscal: 2023 Period Ending: 04/30/2023

	Original Total Budget	Current Total Budget	Period Activity	Fiscal Activity	Encumbrances	Variance Favorable (Unfavorable)	Percent Remaining
Prof Services - Advertising	2,000.00	2,000.00	0.00	161.13	0.00	1,838.87	91.94 %
Prof Services - Other	75,400.00	75,400.00	16,585.38	20,183.05	8,912.86	46,304.09	61.41 %
Category: E55 - Professional Services Total:	84,800.00	84,800.00	16,585.38	20,344.18	8,912.86	55,542.96	65.50%
Category: E60 - Miscellaneous Expense							
Miscellaneous Expense	1,000.00	0.00	0.00	85.17	0.00	-85.17	0.00 %
Hardware - New & Renewals	7,000.00	7,000.00	0.00	2,167.45	0.00	4,832.55	69.04 %
Software - New & Renewals	54,610.00	54,610.00	6,723.13	15,919.91	17,847.74	20,842.35	38.17 %
Copiers & Maintenance	0.00	0.00	106.16	635.60	0.00	-635.60	0.00 %
Category: E60 - Miscellaneous Expense Total:	62,610.00	61,610.00	6,829.29	18,808.13	17,847.74	24,954.13	40.50%
Category: E62 - Intergovernmental Tsfr							
Xfer to Other	0.00	0.00	15,557.23	63,232.72	0.00	-63,232.72	0.00 %
Xfer to Water Impact	35,000.00	35,000.00	0.00	0.00	0.00	35,000.00	100.00 %
Category: E62 - Intergovernmental Tsfr Total:	35,000.00	35,000.00	15,557.23	63,232.72	0.00	-28,232.72	-80.66%
Category: E72 - Bond Expense							
Bond Fees	31,983.96	31,983.96	3,558.52	14,234.08	0.00	17,749.88	55.50 %
Category: E72 - Bond Expense Total:	31,983.96	31,983.96	3,558.52	14,234.08	0.00	17,749.88	55.50%
Category: E80 - Fixed Assets							
Capital Assets - Infrastructure	150,000.00	3,535,695.03	719,438.00	2,807,393.51	578,301.52	150,000.00	4.24 %
Depreciation Expense	500,000.00	500,000.00	0.00	0.00	0.00	500,000.00	100.00 %
Category: E80 - Fixed Assets Total:	650,000.00	4,035,695.03	719,438.00	2,807,393.51	578,301.52	650,000.00	16.11%
Category: E85 - Interest Expense							
Interest Expense	87,589.00	87,589.00	6,368.94	25,475.76	0.00	62,113.24	70.91 %
Category: E85 - Interest Expense Total:	87,589.00	87,589.00	6,368.94	25,475.76	0.00	62,113.24	70.91%
Department: 0900 - Wastewater							
Revenue							
Category: R50 - Sale of Services							
Sales - Wastewater	5,563,787.00	5,563,787.00	476,018.35	1,822,455.81	0.00	-3,741,331.19	67.24 %
Sales - WW Connections	13,750.00	13,750.00	2,400.00	6,600.00	0.00	-7,150.00	52.00 %
Category: R50 - Sale of Services Total:	5,577,537.00	5,577,537.00	478,418.35	1,829,055.81	0.00	-3,748,481.19	67.21%
Category: R60 - Miscellaneous Revenue							
Miscellaneous Revenue	100.00	100.00	0.00	0.00	0.00	-100.00	100.00 %
Xfer Wastewater Impact	50,000.00	50,000.00	8,000.00	22,000.00	0.00	-28,000.00	56.00 %
Category: R60 - Miscellaneous Revenue Total:	50,100.00	50,100.00	8,000.00	22,000.00	0.00	-28,100.00	56.09%
Revenue Total:	5,627,637.00	5,627,637.00	486,418.35	1,851,055.81	0.00	-3,776,581.19	67.11%
Expense Total:	4,389,646.61	7,787,730.64	1,050,880.14	4,032,795.74	630,342.49	3,124,592.41	40.12%
Department: 0900 - Water Surplus (Deficit):	767,075.39	-2,631,008.64	-702,898.41	-2,612,383.43	-630,342.49	-611,717.28	-23.25%

Budget Report

For Fiscal: 2023 Period Ending: 04/30/2023

Expense	Original Total Budget	Current Total Budget	Period Activity	Fiscal Activity	Encumbrances	Variance Favorable (Unfavorable) Remaining	Percent Remaining
Category: E62 - Intergovernmental Tsfr							
Xfer to Water	4,064,000.00	4,064,000.00	454,497.43	1,736,968.16	0.00	2,327,031.84	57.26 %
Xfer to Wastewater Impact	50,000.00	50,000.00	0.00	0.00	0.00	50,000.00	100.00 %
Category: E62 - Intergovernmental Tsfr Total:	4,114,000.00	4,114,000.00	454,497.43	1,736,968.16	0.00	2,377,031.84	57.78%
Expense Total:	4,114,000.00	4,114,000.00	454,497.43	1,736,968.16	0.00	2,377,031.84	57.78%
Department: 0950 - Wastewater Surplus (Deficit):	1,513,637.00	1,513,637.00	31,920.92	114,087.65	0.00	-1,399,549.35	92.46%
Fund: 500 - Water Fund Surplus (Deficit):	2,280,712.39	-1,117,371.64	-643,947.23	-2,392,111.52	-630,342.49	-1,905,082.37	-170.50%
Department: 0900 - Water							
Expense							
Category: E60 - Miscellaneous Expense							
Software - New & Renewals	0.00	0.00	0.00	0.00	743.00	-743.00	0.00 %
Category: E60 - Miscellaneous Expense Total:	0.00	0.00	0.00	0.00	743.00	-743.00	0.00%
Expense Total:	0.00	0.00	0.00	0.00	743.00	-743.00	0.00%
Department: 0900 - Water Total:	0.00	0.00	0.00	0.00	743.00	-743.00	0.00%
Department: 0950 - Wastewater Revenue							
Category: R62 - Intergovernmental Tsfrs							
Xfer from Sewer Sales	4,064,000.00	4,064,000.00	454,497.43	1,736,968.16	0.00	-2,327,031.84	57.26 %
Category: R62 - Intergovernmental Tsfrs Total:	4,064,000.00	4,064,000.00	454,497.43	1,736,968.16	0.00	-2,327,031.84	57.26%
Revenue Total:	4,064,000.00	4,064,000.00	454,497.43	1,736,968.16	0.00	-2,327,031.84	57.26%
Category: E01 - Personnel Expense							
Salary Expense	1,118,589.64	1,118,589.64	69,370.23	329,451.18	0.00	789,138.46	70.55 %
SWB Reimbursement	206,796.00	206,796.00	17,233.00	68,932.00	0.00	137,864.00	66.67 %
Overtime Expense	85,000.00	85,000.00	8,398.52	56,179.41	0.00	28,820.59	33.91 %
FICA Expense	104,570.19	104,570.19	5,815.86	28,962.26	0.00	75,607.93	72.30 %
Unemployment Expense	1,380.00	1,380.00	2.11	447.27	0.00	932.73	67.59 %
Worker's Comp Expense	22,000.00	24,000.00	0.00	23,920.59	0.00	79.41	0.33 %
APERS Expense	209,413.75	209,413.75	11,913.94	58,452.07	0.00	150,961.68	72.09 %
Health Insurance Expense	272,057.28	272,057.28	15,450.57	60,547.97	0.00	211,509.31	77.74 %
Physical & Drug Screen Exp	1,800.00	1,800.00	0.00	104.22	0.00	1,695.78	94.21 %
Uniform Expense	18,934.38	18,934.38	410.40	3,363.31	0.00	15,571.07	82.24 %
Travel & Training Expense	5,000.00	5,000.00	1,535.98	2,024.67	0.00	2,975.33	59.51 %
Category: E01 - Personnel Expense Total:	2,045,541.24	2,047,541.24	130,130.61	632,384.95	0.00	1,415,156.29	69.11%
Category: E10 - Building & Grounds Exp							
Repairs & Maint - Building	9,600.00	9,600.00	6,779.07	9,232.69	2,958.30	-2,590.99	-26.99 %

Budget Report

For Fiscal: 2023 Period Ending: 04/30/2023

	Original Total Budget	Current Total Budget	Period Activity	Fiscal Activity	Encumbrances	Variance Favorable (Unfavorable)	Percent Remaining
Utilities - Electric	420,000.00	443,500.00	35,525.33	157,560.66	0.00	285,939.34	64.47 %
Utilities - Gas	2,868.00	2,868.00	45.28	1,262.12	0.00	1,605.88	55.99 %
Utilities - Water	276.00	114,276.00	50.90	22,217.68	0.00	92,058.32	80.56 %
Com Exp - Tel Landline.Interne	8,664.00	8,664.00	722.89	2,891.56	625.00	5,147.44	59.41 %
Communication Exp - Cellular	9,360.00	9,360.00	821.76	3,240.37	2,259.40	3,860.23	41.24 %
Insurance - Property	19,000.00	19,000.00	0.00	0.00	0.00	19,000.00	100.00 %
Sanitation	130,000.00	90,000.00	13,334.16	31,715.05	8,749.06	49,535.89	55.04 %
Supplies - B&G	1,500.00	1,500.00	183.99	664.51	624.47	211.02	14.07 %
Janitorial Supplies and Main	1,500.00	1,500.00	126.45	327.57	812.39	360.04	24.00 %
Tools	15,000.00	15,000.00	2,731.12	3,105.31	0.00	11,894.69	79.30 %
Category: E10 - Building & Grounds Exp Total:	617,768.00	715,268.00	60,320.95	232,217.52	16,028.62	467,021.86	65.29%
Category: E20 - Vehicle Expense							
Fuel Expense	75,000.00	75,000.00	5,826.68	19,180.64	0.00	55,819.36	74.43 %
Service & Repair - Vehicle	60,000.00	60,000.00	137.86	1,316.52	162,467.96	-103,784.48	-172.97 %
Tire Expense	10,800.00	10,800.00	932.63	1,599.84	578.22	8,621.94	79.83 %
Insurance Expense - Vehicle	12,000.00	16,520.07	0.00	19,392.74	0.00	-2,872.67	-17.39 %
Equipment Rental	4,500.00	4,500.00	0.00	14,977.50	0.00	-10,477.50	-232.83 %
Category: E20 - Vehicle Expense Total:	162,300.00	166,820.07	6,897.17	56,467.24	163,046.18	-52,693.35	-31.59%
Category: E30 - Supply Expense							
Supplies - Office	4,200.00	4,200.00	300.85	846.94	0.00	3,353.06	79.83 %
Supplies - Operating	240,000.00	240,000.00	28,688.72	81,922.83	37,148.97	120,928.20	50.39 %
Supplies - Chemicals	198,000.00	198,000.00	20,736.91	88,151.27	24,623.99	85,224.74	43.04 %
Supplies - Lab	36,000.00	36,000.00	-850.00	10,088.07	2,357.00	23,554.93	65.43 %
Postage Expense	5,000.00	5,000.00	66.30	284.07	62.50	4,653.43	93.07 %
Category: E30 - Supply Expense Total:	483,200.00	483,200.00	48,942.78	181,293.18	64,192.46	237,714.36	49.20%
Category: E40 - Operations Expense							
Credit Card Fees	36,780.00	36,780.00	0.00	0.00	0.00	36,780.00	100.00 %
Dues & Subscriptions	17,183.00	15,000.00	1,593.70	9,004.48	500.00	5,495.52	36.64 %
Safety Program	4,000.00	4,000.00	58.07	473.89	0.00	3,526.11	88.15 %
Category: E40 - Operations Expense Total:	57,963.00	55,780.00	1,651.77	9,478.37	500.00	45,801.63	82.11%
Category: E55 - Professional Services							
Prof Services - Acctg & Audit	7,400.00	7,400.00	0.00	0.00	0.00	7,400.00	100.00 %
Prof Services - Advertising	2,000.00	2,000.00	0.00	161.13	0.00	1,838.87	91.94 %
Prof Services - Other	95,400.00	95,400.00	19,492.67	28,596.85	40,067.17	26,735.98	28.03 %
Prof Services - Printing	4,800.00	4,800.00	0.00	0.00	0.00	4,800.00	100.00 %
Category: E55 - Professional Services Total:	109,600.00	109,600.00	19,492.67	28,757.98	40,067.17	40,774.85	37.20%
Category: E60 - Miscellaneous Expense							
Hardware - New & Renewals	4,000.00	4,000.00	0.00	2,217.38	0.00	1,782.62	44.57 %
Software - New & Renewals	70,240.00	70,240.00	6,723.13	13,874.01	18,590.74	37,775.25	53.78 %

Budget Report

For Fiscal: 2023 Period Ending: 04/30/2023

	Original Total Budget	Current Total Budget	Period Activity	Fiscal Activity	Encumbrances	Variance Favorable (Unfavorable) Remaining	Percent Remaining
510-0950-5614 Copiers & Maintenance	0.00	0.00	106.16	635.59	0.00	-635.59	0.00 %
Category: E60 - Miscellaneous Expense Total:	74,240.00	74,240.00	6,829.29	16,726.98	18,590.74	38,922.28	52.43%
Category: E62 - Intergovernmental Tsfr							
510-0950-5626 Xfer to Other	120,000.00	120,000.00	23,920.92	91,419.38	0.00	28,580.62	23.82 %
Category: E62 - Intergovernmental Tsfr Total:	120,000.00	120,000.00	23,920.92	91,419.38	0.00	28,580.62	23.82%
Category: E72 - Bond Expense							
510-0950-5722 Bond Principal Payment	105,838.51	-0.49	0.00	0.00	0.00	-0.49	100.00 %
510-0950-5724 Bond Fees	66,999.96	66,999.96	4,792.88	19,171.52	0.00	47,828.44	71.39 %
Category: E72 - Bond Expense Total:	172,838.47	66,999.47	4,792.88	19,171.52	0.00	47,827.95	71.39%
Category: E80 - Fixed Assets							
510-0950-5810 Capital Assets - Equipment	180,000.00	360,637.80	-92,995.77	77,062.60	444,866.87	-161,291.67	-44.72 %
510-0950-5816 Capital Assets - Infrastructure	2,242,000.00	3,206,236.78	87,949.91	203,695.68	1,604,667.94	1,397,873.16	43.60 %
510-0950-5824 Depreciation Expense	500,000.00	500,000.00	0.00	0.00	0.00	500,000.00	100.00 %
Category: E80 - Fixed Assets Total:	2,922,000.00	4,066,874.58	-5,045.86	280,758.28	2,049,534.81	1,736,581.49	42.70%
Category: E85 - Interest Expense							
510-0950-5850 Interest Expense	87,589.00	87,589.00	7,294.72	42,021.62	26,349.81	19,217.57	21.94 %
Category: E85 - Interest Expense Total:	87,589.00	87,589.00	7,294.72	42,021.62	26,349.81	19,217.57	21.94%
Department: 0950 - Wastewater Surplus (Deficit):	6,853,039.71	7,993,912.36	305,227.90	1,590,697.02	2,378,309.79	4,024,905.55	50.35%
Fund: 510 - Wastewater Fund Surplus (Deficit):	-2,789,039.71	-3,929,912.36	149,269.53	146,271.14	-2,378,309.79	1,697,873.71	43.20%
Department: 0140 - Stormwater Revenue	-2,789,039.71	-3,929,912.36	149,269.53	146,271.14	-2,379,052.79	1,697,130.71	43.18%
Category: R60 - Miscellaneous Revenue							
515-0140-4600 Miscellaneous Revenue	0.00	0.00	0.00	860,536.60	0.00	860,536.60	0.00 %
Category: R60 - Miscellaneous Revenue Total:	0.00	0.00	0.00	860,536.60	0.00	860,536.60	0.00%
Category: E80 - Fixed Assets							
515-0140-5816 Capital Assets - Infrastructure	0.00	2,938,322.25	734,523.22	1,598,895.67	455,120.18	884,306.40	30.10 %
Category: E80 - Fixed Assets Total:	0.00	2,938,322.25	734,523.22	1,598,895.67	455,120.18	884,306.40	30.10%
Department: 0140 - Stormwater Surplus (Deficit):	0.00	-2,938,322.25	-734,523.22	-738,359.07	-455,120.18	1,744,843.00	59.38%
Fund: 515 - Stormwater Utility Fund Surplus (Deficit):	0.00	-2,938,322.25	-734,523.22	-738,359.07	-455,120.18	1,744,843.00	59.38%

Budget Report

For Fiscal: 2023 Period Ending: 04/30/2023

	Original Total Budget	Current Total Budget	Period Activity	Fiscal Activity	Encumbrances	Variance Favorable (Unfavorable)	Percent Remaining
Fund: 525 - Depreciation - WW	217,000.00	217,000.00	39,478.15	154,652.10	0.00	-62,347.90	28.73 %
Department: 0950 - Wastewater	217,000.00	217,000.00	39,478.15	154,652.10	0.00	-62,347.90	28.73%
Revenue	217,000.00	217,000.00	39,478.15	154,652.10	0.00	-62,347.90	28.73%
Category: R62 - Intergovernmental Tsfrs	217,000.00	217,000.00	39,478.15	154,652.10	0.00	-62,347.90	28.73%
Xfer from Water	217,000.00	217,000.00	39,478.15	154,652.10	0.00	-62,347.90	28.73%
<u>525-0950-4625</u>	217,000.00	217,000.00	39,478.15	154,652.10	0.00	-62,347.90	28.73%
Category: R62 - Intergovernmental Tsfrs Total:	217,000.00	217,000.00	39,478.15	154,652.10	0.00	-62,347.90	28.73%
Revenue Total:	217,000.00	217,000.00	39,478.15	154,652.10	0.00	-62,347.90	28.73%
Department: 0950 - Wastewater Total:	217,000.00	217,000.00	39,478.15	154,652.10	0.00	-62,347.90	28.73%
Fund: 525 - Depreciation - WW Total:	217,000.00	217,000.00	39,478.15	154,652.10	0.00	-62,347.90	28.73%
Fund: 550 - Impact - Water	35,000.00	35,000.00	2,400.00	3,600.00	0.00	-31,400.00	89.71 %
Department: 0900 - Water	35,000.00	35,000.00	2,400.00	3,600.00	0.00	-31,400.00	89.71%
Revenue	35,000.00	35,000.00	2,400.00	3,600.00	0.00	-31,400.00	89.71%
Category: R62 - Intergovernmental Tsfrs	35,000.00	35,000.00	2,400.00	3,600.00	0.00	-31,400.00	89.71%
Xfer fr WaterOrd1997-3, 2010-18	35,000.00	35,000.00	2,400.00	3,600.00	0.00	-31,400.00	89.71%
<u>550-0900-4625</u>	35,000.00	35,000.00	2,400.00	3,600.00	0.00	-31,400.00	89.71%
Category: R62 - Intergovernmental Tsfrs Total:	35,000.00	35,000.00	2,400.00	3,600.00	0.00	-31,400.00	89.71%
Revenue Total:	35,000.00	35,000.00	2,400.00	3,600.00	0.00	-31,400.00	89.71%
Department: 0900 - Water Total:	35,000.00	35,000.00	2,400.00	3,600.00	0.00	-31,400.00	89.71%
Fund: 550 - Impact - Water Total:	35,000.00	35,000.00	2,400.00	3,600.00	0.00	-31,400.00	89.71%
Fund: 555 - Impact - WW	50,000.00	50,000.00	0.00	0.00	0.00	-50,000.00	100.00 %
Department: 0950 - Wastewater	50,000.00	50,000.00	0.00	0.00	0.00	-50,000.00	100.00%
Revenue	50,000.00	50,000.00	0.00	0.00	0.00	-50,000.00	100.00%
Category: R62 - Intergovernmental Tsfrs	50,000.00	50,000.00	0.00	0.00	0.00	-50,000.00	100.00%
Xfer from Water Ord 1997-03	50,000.00	50,000.00	0.00	0.00	0.00	-50,000.00	100.00%
<u>555-0950-4625</u>	50,000.00	50,000.00	0.00	0.00	0.00	-50,000.00	100.00%
Category: R62 - Intergovernmental Tsfrs Total:	50,000.00	50,000.00	0.00	0.00	0.00	-50,000.00	100.00%
Revenue Total:	50,000.00	50,000.00	0.00	0.00	0.00	-50,000.00	100.00%
Department: 0950 - Wastewater Total:	50,000.00	50,000.00	0.00	0.00	0.00	-50,000.00	100.00%
Fund: 555 - Impact - WW Total:	50,000.00	50,000.00	0.00	0.00	0.00	-50,000.00	100.00%
Fund: 604 - W/WW Ref Rev 2017 Bd Fr	0.00	0.00	19,775.11	98,875.55	0.00	98,875.55	0.00 %
Department: 0000 - Administration	0.00	0.00	19,775.11	98,875.55	0.00	98,875.55	0.00%
Revenue	0.00	0.00	19,775.11	98,875.55	0.00	98,875.55	0.00%
Category: R62 - Intergovernmental Tsfrs	0.00	0.00	19,775.11	98,875.55	0.00	98,875.55	0.00%
Xfer from Other Fund	0.00	0.00	19,775.11	98,875.55	0.00	98,875.55	0.00%
<u>604-0000-4623</u>	0.00	0.00	19,775.11	98,875.55	0.00	98,875.55	0.00%
Category: R62 - Intergovernmental Tsfrs Total:	0.00	0.00	19,775.11	98,875.55	0.00	98,875.55	0.00%
Revenue Total:	0.00	0.00	19,775.11	98,875.55	0.00	98,875.55	0.00%
Category: R85 - Interest Revenue	0.00	0.00	212.96	332.24	0.00	332.24	0.00 %
Interest Revenue	0.00	0.00	212.96	332.24	0.00	332.24	0.00%
<u>604-0000-4850</u>	0.00	0.00	212.96	332.24	0.00	332.24	0.00%
Category: R85 - Interest Revenue Total:	0.00	0.00	212.96	332.24	0.00	332.24	0.00%
Revenue Total:	0.00	0.00	19,988.07	99,207.79	0.00	99,207.79	0.00%

Budget Report

For Fiscal: 2023 Period Ending: 04/30/2023

Expense	Original Total Budget	Current Total Budget	Period Activity	Fiscal Activity	Encumbrances	Variance	
						Favorable	Percent Remaining
Category: E72 - Bond Expense Bond Fees	0.00	0.00	166.67	666.68	0.00	-666.68	0.00 %
Category: E72 - Bond Expense Total:	0.00	0.00	166.67	666.68	0.00	-666.68	0.00%
Expense Total:	0.00	0.00	166.67	666.68	0.00	-666.68	0.00%
Department: 0000 - Administration Surplus (Deficit):	0.00	0.00	19,821.40	98,541.11	0.00	98,541.11	0.00%
Fund: 604 - W/WW Ref Rev 2017 Bd Fr Surplus (Deficit):	0.00	0.00	19,821.40	98,541.11	0.00	98,541.11	0.00%
Fund: 606 - W/WW Ref Rev Bonds 2017 DSR							
Department: 0000 - Administration							
Revenue							
Category: R85 - Interest Revenue							
Interest Revenue	0.00	0.00	989.21	3,557.52	0.00	3,557.52	0.00 %
Category: R85 - Interest Revenue Total:	0.00	0.00	989.21	3,557.52	0.00	3,557.52	0.00%
Revenue Total:	0.00	0.00	989.21	3,557.52	0.00	3,557.52	0.00%
Department: 0000 - Administration Total:	0.00	0.00	989.21	3,557.52	0.00	3,557.52	0.00%
Fund: 606 - W/WW Ref Rev Bonds 2017 DSR Total:	0.00	0.00	989.21	3,557.52	0.00	3,557.52	0.00%
Fund: 700 - A/P Tax Commission							
Department: 0150 - A/P Tax Commission							
Revenue							
Category: R85 - Interest Revenue							
Interest Revenue	0.00	0.00	15.96	70.64	0.00	70.64	0.00 %
Category: R85 - Interest Revenue Total:	0.00	0.00	15.96	70.64	0.00	70.64	0.00%
Revenue Total:	0.00	0.00	15.96	70.64	0.00	70.64	0.00%
Expense							
Category: E60 - Miscellaneous Expense							
Miscellaneous Expense	0.00	0.00	0.00	212,898.04	0.00	-212,898.04	0.00 %
Category: E60 - Miscellaneous Expense Total:	0.00	0.00	0.00	212,898.04	0.00	-212,898.04	0.00%
Expense Total:	0.00	0.00	0.00	212,898.04	0.00	-212,898.04	0.00%
Department: 0150 - A/P Tax Commission Surplus (Deficit):	0.00	0.00	15.96	-212,827.40	0.00	-212,827.40	0.00%
Fund: 700 - A/P Tax Commission Surplus (Deficit):	0.00	0.00	15.96	-212,827.40	0.00	-212,827.40	0.00%
Report Surplus (Deficit):	-614,794.99	-10,947,065.82	-734,458.82	-4,899,811.30	-6,082,974.51	-35,719.99	-0.33%

Budget Report

For Fiscal: 2023 Period Ending: 04/30/2023

Group Summary

Category	Original Total Budget	Current Total Budget	Period Activity	Fiscal Activity	Encumbrances	Variance		Percent Remaining
						Favorable	(Unfavorable)	
Fund: 001 - General Fund								
Department: 0100 - Administration								
Revenue								
R15 - Taxes - Property	872,400.00	872,400.00	76,310.36	218,607.14	0.00	-653,792.86	74.94%	
R60 - Miscellaneous Revenue	1,000.00	1,000.00	33,644.86	33,644.86	0.00	32,644.86	-3,264.49%	
R62 - Intergovernmental Tsfrs	6,485,008.00	6,485,008.00	540,417.33	2,161,669.32	0.00	-4,323,338.68	66.67%	
R85 - Interest Revenue	1,000.00	1,000.00	0.00	0.00	0.00	-1,000.00	100.00%	
Revenue Surplus (Deficit):	7,359,408.00	7,359,408.00	650,372.55	2,413,921.32	0.00	-4,945,486.68	67.20%	
Expense								
E01 - Personnel Expense	509,103.87	405,379.87	23,577.85	145,455.99	600.00	259,323.88	63.97%	
E10 - Building & Grounds Exp	47,446.24	56,830.01	5,080.89	28,119.63	5,160.00	23,550.38	41.44%	
E20 - Vehicle Expense	4,000.00	3,650.00	1,035.95	1,105.67	50.00	2,494.33	68.34%	
E30 - Supply Expense	7,900.00	7,900.00	338.39	3,304.62	620.00	3,975.38	50.32%	
E40 - Operations Expense	99,812.00	99,812.00	580.66	1,853.95	0.00	97,958.05	98.14%	
E55 - Professional Services	96,290.00	96,290.00	252.55	16,666.32	3,669.78	75,953.90	78.88%	
E60 - Miscellaneous Expense	14,620.00	14,620.00	303.14	1,722.34	0.00	12,897.66	88.22%	
E68 - Donation Expense	90,000.00	95,000.00	20,000.00	44,914.96	0.00	50,085.04	52.72%	
Expense Total:	869,172.11	779,481.88	51,169.43	243,143.48	10,099.78	526,238.62	67.51%	
Department: 0100 - Administration Surplus (Deficit):								
	6,490,235.89	6,579,926.12	599,203.12	2,170,777.84	-10,099.78	-4,419,248.06	67.16%	
Department: 0110 - Information Technology								
Expense								
E01 - Personnel Expense	6,000.00	6,000.00	0.00	0.00	0.00	6,000.00	100.00%	
E60 - Miscellaneous Expense	179,375.00	179,375.00	40,072.35	83,503.47	39,025.00	56,846.53	31.69%	
E80 - Fixed Assets	0.00	101,497.09	30,000.00	30,000.00	66,497.09	5,000.00	4.93%	
Expense Total:	185,375.00	286,872.09	70,072.35	113,503.47	105,522.09	67,846.53	23.65%	
Department: 0110 - Information Technology Total:								
	185,375.00	286,872.09	70,072.35	113,503.47	105,522.09	67,846.53	23.65%	
Department: 0120 - Planning & Development								
Revenue								
R10 - Taxes - Sales	90,000.00	90,000.00	13,388.39	45,653.03	0.00	-44,346.97	49.27%	
R20 - Licenses Permits & Fees	527,250.00	527,250.00	30,231.89	156,296.16	0.00	-370,953.84	70.36%	
Revenue Surplus (Deficit):	617,250.00	617,250.00	43,620.28	201,949.19	0.00	-415,300.81	67.28%	
Expense								
E01 - Personnel Expense	586,823.91	587,873.91	47,428.06	199,509.23	0.00	388,364.68	66.06%	
E10 - Building & Grounds Exp	8,705.00	8,705.00	622.14	2,609.71	1,600.00	4,495.29	51.64%	
E20 - Vehicle Expense	12,400.00	12,093.01	693.90	3,236.87	0.00	8,856.14	73.23%	
E30 - Supply Expense	4,500.00	4,500.00	8.70	772.39	125.00	3,602.61	80.06%	
E40 - Operations Expense	45,300.00	45,300.00	1,160.19	22,130.07	833.00	22,336.93	49.31%	
E55 - Professional Services	57,700.00	57,700.00	4,334.90	9,370.65	2,835.70	45,493.65	78.85%	

Budget Report

For Fiscal: 2023 Period Ending: 04/30/2023

Category	Original Total Budget	Current Total Budget	Period Activity	Fiscal Activity	Encumbrances	Variance Favorable (Unfavorable)	Percent Remaining
E60 - Miscellaneous Expense	30,000.00	30,000.00	1,264.82	1,264.82	527.50	28,207.68	94.03%
E80 - Fixed Assets	12,650.00	12,650.00	1,181.33	4,725.32	0.00	7,924.68	62.65%
E85 - Interest Expense	300.00	300.00	0.00	0.00	0.00	300.00	100.00%
Expense Total:	758,378.91	759,121.92	56,694.04	243,619.06	5,921.20	509,581.66	67.13%

Department: 0120 - Planning & Development Surplus (Deficit): -141,128.91 -13,073.76 -41,669.87 -5,921.20 94,280.85 66.45%

Department: 0160 - Engineering Expense

E01 - Personnel Expense	11,135.00	7,735.00	300.00	2,554.81	0.00	5,180.19	66.97%
E10 - Building & Grounds Exp	2,300.00	2,300.00	178.58	714.18	540.00	1,045.82	45.47%
E20 - Vehicle Expense	10,400.00	10,613.23	115.58	5,833.07	0.00	4,780.16	45.04%
E30 - Supply Expense	5,000.00	5,000.00	26.89	858.07	238.98	3,902.95	78.06%
E60 - Miscellaneous Expense	10,650.00	10,650.00	0.00	0.00	0.00	10,650.00	100.00%
E80 - Fixed Assets	19,000.00	19,000.00	1,611.72	6,446.88	0.00	12,553.12	66.07%
E85 - Interest Expense	300.00	300.00	0.00	0.00	0.00	300.00	100.00%
Expense Total:	58,785.00	55,598.23	2,232.77	16,407.01	778.98	38,412.24	69.09%

Department: 0160 - Engineering Total: 58,785.00 55,598.23 2,232.77 16,407.01 778.98 38,412.24 69.09%

Department: 0200 - Animal Control Revenue

R20 - Licenses Permits & Fees	29,500.00	29,500.00	2,235.83	8,343.22	0.00	-21,156.78	71.72%
R40 - Fines & Forfeitures	6,000.00	6,000.00	435.00	4,746.20	0.00	-1,253.80	20.90%
R62 - Intergovernmental Tsfrs	631,002.00	631,002.00	52,583.00	210,332.00	0.00	-420,670.00	56.67%
Revenue Surplus (Deficit):	666,502.00	666,502.00	55,253.83	223,421.42	0.00	-443,080.58	66.48%

Department: 0200 - Animal Control Total: 666,502.00 666,502.00 55,253.83 223,421.42 0.00 -443,080.58 66.48%

Department: 0200 - Animal Control Expense

E01 - Personnel Expense	665,161.32	665,961.32	43,495.22	182,558.06	899.40	482,503.86	72.45%
E10 - Building & Grounds Exp	46,696.00	46,696.00	2,687.92	10,957.95	3,579.56	32,158.49	68.87%
E20 - Vehicle Expense	14,405.90	14,755.90	1,024.86	5,021.88	79.58	9,654.44	65.43%
E30 - Supply Expense	21,950.00	22,087.34	1,745.16	3,795.53	1,687.18	16,604.63	75.18%
E40 - Operations Expense	3,945.00	3,945.00	199.71	1,020.13	0.00	2,924.87	74.14%
E55 - Professional Services	35,000.00	35,000.00	4,195.65	7,019.10	2,864.13	25,116.77	71.76%
E60 - Miscellaneous Expense	4,000.00	4,000.00	0.00	1,197.87	0.00	2,802.13	70.05%
E72 - Bond Expense	7,680.00	7,680.00	647.52	2,583.41	0.00	5,096.59	66.36%
E80 - Fixed Assets	0.00	60,000.00	535.61	60,801.52	0.00	-801.52	-1.34%
E85 - Interest Expense	780.00	780.00	55.57	228.91	0.00	551.09	70.65%
Expense Total:	799,618.22	860,905.56	54,587.22	275,184.36	9,109.85	576,611.35	66.98%

Department: 0200 - Animal Control Surplus (Deficit): -133,116.22 -194,403.56 666.61 -51,762.94 -9,109.85 133,530.77 68.69%

Department: 0300 - Court Revenue

R40 - Fines & Forfeitures	532,900.00	532,900.00	33,029.72	151,314.82	0.00	-381,585.18	71.61%
R60 - Miscellaneous Revenue	50,520.00	50,520.00	3,296.35	15,115.10	0.00	-35,404.90	70.08%

Department: 0300 - Court Total: 532,900.00 532,900.00 33,029.72 151,314.82 0.00 -381,585.18 71.61%

Category	Original Total Budget	Current Total Budget	Period Activity	Fiscal Activity	Encumbrances	Variance (Unfavorable)	Percent Remaining
R64 - Reimbursement	160,000.00	160,000.00	0.00	55,466.33	0.00	-104,533.67	65.33%
Revenue Surplus (Deficit):	743,420.00	743,420.00	36,326.07	221,896.25	0.00	-521,523.75	70.15%
Expense							
E01 - Personnel Expense	502,270.95	492,670.95	39,219.67	165,233.44	116.55	327,320.96	66.44%
E10 - Building & Grounds Exp	23,646.00	23,646.00	1,072.56	4,745.30	1,611.00	17,289.70	73.12%
E30 - Supply Expense	11,000.00	11,000.00	974.92	3,766.71	125.00	7,108.29	64.62%
E40 - Operations Expense	146,000.00	146,000.00	0.00	36,733.50	11,919.50	97,347.00	66.68%
E55 - Professional Services	5,500.00	5,500.00	0.00	0.00	0.00	5,500.00	100.00%
E60 - Miscellaneous Expense	4,440.00	4,440.00	263.24	1,052.96	0.00	3,387.04	76.28%
Expense Total:	692,856.95	683,256.95	41,530.39	211,531.91	13,772.05	457,952.99	67.03%

Department: 0300 - Court Surplus (Deficit): 50,563.05 60,163.05 -5,204.32 10,364.34 -13,772.05 -63,570.76 105.66%

Category	Original Total Budget	Current Total Budget	Period Activity	Fiscal Activity	Encumbrances	Variance (Unfavorable)	Percent Remaining
R60 - Miscellaneous Revenue	0.00	0.00	0.00	40,200.00	0.00	40,200.00	0.00%
R62 - Intergovernmental Tsfrs	1,419,753.00	1,419,753.00	118,312.00	473,248.00	0.00	-946,505.00	66.67%
Revenue Surplus (Deficit):	1,419,753.00	1,419,753.00	118,312.00	513,448.00	0.00	-906,305.00	63.84%
Expense							
E01 - Personnel Expense	911,678.42	919,078.42	68,454.68	306,266.68	0.00	612,811.74	66.68%
E10 - Building & Grounds Exp	3,526.00	3,526.00	247.60	1,489.22	0.00	2,036.78	57.76%
E20 - Vehicle Expense	24,700.00	24,597.30	1,588.69	9,837.42	0.00	14,759.88	60.01%
E30 - Supply Expense	600.00	600.00	0.00	134.38	125.00	340.62	56.77%
E40 - Operations Expense	2,000.00	2,000.00	1,750.00	2,131.00	0.00	-131.00	-6.55%
E55 - Professional Services	41,000.00	41,000.00	3,670.00	6,980.00	6,160.00	27,860.00	67.95%
E60 - Miscellaneous Expense	18,105.00	18,105.00	0.00	1,155.87	0.00	16,949.13	93.62%
E72 - Bond Expense	68,800.00	68,800.00	4,849.65	30,991.82	0.00	37,808.18	54.95%
E80 - Fixed Assets	0.00	31,926.88	1,082.30	36,161.80	0.00	-4,234.92	-13.26%
E85 - Interest Expense	10,346.00	10,346.00	416.16	1,757.21	0.00	8,588.79	83.02%
Expense Total:	1,080,755.42	1,119,979.60	82,059.08	396,905.40	6,285.00	716,789.20	64.00%

Department: 0400 - Parks Surplus (Deficit): 338,997.58 299,773.40 36,252.92 116,542.60 -6,285.00 -189,515.80 63.22%

Category	Original Total Budget	Current Total Budget	Period Activity	Fiscal Activity	Encumbrances	Variance (Unfavorable)	Percent Remaining
R50 - Sale of Services	81,000.00	81,000.00	5,569.00	8,642.00	0.00	-72,358.00	89.33%
Revenue Surplus (Deficit):	81,000.00	81,000.00	5,569.00	8,642.00	0.00	-72,358.00	89.33%
Expense							
E01 - Personnel Expense	27,450.75	27,450.75	209.02	273.01	0.00	27,177.74	99.01%
E10 - Building & Grounds Exp	29,150.00	46,935.13	2,146.62	11,016.11	9,169.74	26,749.28	56.99%
E30 - Supply Expense	12,100.00	12,100.00	2,550.76	2,550.76	271.56	9,277.68	76.68%

Budget Report

For Fiscal: 2023 Period Ending: 04/30/2023

Category	Original Total Budget	Current Total Budget	Period Activity	Fiscal Activity	Encumbrances	Variance	
						Favorable (Unfavorable)	Percent Remaining
E80 - Fixed Assets	0.00	633,883.80	144,366.00	190,185.31	28,520.50	415,177.99	65.50%
Expense Total:	68,700.75	720,369.68	149,272.40	204,025.19	37,961.80	478,382.69	66.41%
Department: 0410 - Parks - Mills Park & Pool Surplus (Deficit):							
	12,299.25	-639,369.68	-143,703.40	-195,383.19	-37,961.80	406,024.69	63.50%
Department: 0420 - Parks - Midland							
Revenue							
R74 - Sponsorships	24,000.00	24,000.00	16,375.00	16,375.00	0.00	-7,625.00	31.77%
Revenue Surplus (Deficit):	24,000.00	24,000.00	16,375.00	16,375.00	0.00	-7,625.00	31.77%
Expense							
E10 - Building & Grounds Exp	49,124.00	46,724.00	1,888.44	14,786.14	0.00	31,937.86	68.35%
Expense Total:	49,124.00	46,724.00	1,888.44	14,786.14	0.00	31,937.86	68.35%
Department: 0420 - Parks - Midland Surplus (Deficit):							
	-25,124.00	-22,724.00	14,486.56	1,588.86	0.00	24,312.86	106.99%
Department: 0430 - Parks - Bishop							
Revenue							
R30 - Membership Fees	389,000.00	389,000.00	17,934.50	79,245.75	0.00	-309,754.25	79.63%
R33 - Rental Fees	153,995.00	153,995.00	12,202.50	39,577.50	0.00	-114,417.50	74.30%
R36 - Park Program Fees	156,000.00	156,000.00	10,536.00	28,155.40	0.00	-127,844.60	81.95%
R50 - Sale of Services	103,000.00	103,000.00	10,880.75	27,906.25	0.00	-75,093.75	72.91%
R60 - Miscellaneous Revenue	5,000.00	5,000.00	104.17	635.44	0.00	-4,364.56	87.29%
R74 - Sponsorships	98,500.00	98,500.00	9,018.00	14,253.00	0.00	-84,247.00	85.53%
Revenue Surplus (Deficit):	905,495.00	905,495.00	60,675.92	189,773.34	0.00	-715,721.66	79.04%
Expense							
E01 - Personnel Expense	820,103.06	822,953.06	65,092.84	304,885.07	390.72	517,677.27	62.90%
E10 - Building & Grounds Exp	647,928.00	772,428.00	47,008.16	192,704.81	27,525.06	552,198.13	71.49%
E20 - Vehicle Expense	10,000.00	10,000.00	85.28	4,786.97	0.00	5,213.03	52.13%
E30 - Supply Expense	57,500.00	57,500.00	8,813.10	20,511.60	939.08	36,049.32	62.69%
E40 - Operations Expense	31,123.40	31,123.40	4,135.55	11,909.30	543.00	18,671.10	59.99%
E55 - Professional Services	195,720.00	195,720.00	8,978.48	52,070.23	1,746.76	141,903.01	72.50%
E80 - Fixed Assets	0.00	8,000.00	0.00	7,934.21	0.00	65.79	0.82%
Expense Total:	1,762,374.46	1,897,724.46	134,113.41	594,802.19	31,144.62	1,271,777.65	67.02%
Department: 0430 - Parks - Bishop Surplus (Deficit):							
	-856,879.46	-992,229.46	-73,437.49	-405,028.85	-31,144.62	556,055.99	56.04%
Department: 0440 - Parks - Alcoa							
Revenue							
R36 - Park Program Fees	1,000.00	1,000.00	300.00	1,225.00	0.00	225.00	-22.50%
R74 - Sponsorships	5,000.00	5,000.00	0.00	0.00	0.00	-5,000.00	100.00%
Revenue Surplus (Deficit):	6,000.00	6,000.00	300.00	1,225.00	0.00	-4,775.00	79.58%
Expense							
E10 - Building & Grounds Exp	19,556.00	25,156.00	1,258.52	6,964.61	0.00	18,191.39	72.31%

Budget Report

For Fiscal: 2023 Period Ending: 04/30/2023

Category	Original Total Budget	Current Total Budget	Period Activity	Fiscal Activity	Encumbrances	Variance Favorable (Unfavorable)	Percent Remaining
Department: 0440 - Parks - Alcoa Surplus (Deficit):							
Expense Total:	19,556.00	25,156.00	1,258.52	6,964.61	0.00	18,191.39	72.31%
	-13,556.00	-19,156.00	-958.52	-5,739.61	0.00	13,416.39	70.04%
Department: 0450 - Parks - Ashley							
Revenue							
R36 - Park Program Fees	5,000.00	5,000.00	962.50	2,062.50	0.00	-2,937.50	58.75%
Revenue Surplus (Deficit):	5,000.00	5,000.00	962.50	2,062.50	0.00	-2,937.50	58.75%
Expense							
E10 - Building & Grounds Exp	13,000.00	13,000.00	0.00	724.92	0.00	12,275.08	94.42%
Expense Total:	13,000.00	13,000.00	0.00	724.92	0.00	12,275.08	94.42%
Department: 0450 - Parks - Ashley Surplus (Deficit):							
Expense Total:	-8,000.00	-8,000.00	962.50	1,337.58	0.00	9,337.58	116.72%
Department: 0500 - Fire							
Revenue							
R15 - Taxes - Property	700.00	700.00	725.35	1,316.01	0.00	616.01	-88.00%
R33 - Rental Fees	18,000.00	18,000.00	4,970.12	9,590.12	0.00	-8,409.88	46.72%
R60 - Miscellaneous Revenue	250.00	250.00	196.00	1,078.86	0.00	828.86	-331.54%
R62 - Intergovernmental Tsfrs	3,943,755.00	3,943,755.00	328,647.00	1,314,588.00	0.00	-2,629,167.00	66.67%
Revenue Surplus (Deficit):	3,962,705.00	3,962,705.00	334,538.47	1,326,572.99	0.00	-2,636,132.01	66.52%
Expense							
E01 - Personnel Expense	4,322,385.52	4,323,085.52	355,112.07	1,482,098.04	539.30	2,840,448.18	65.70%
E10 - Building & Grounds Exp	176,237.96	205,637.96	12,347.59	65,980.63	6,254.65	133,402.68	64.87%
E20 - Vehicle Expense	119,000.00	117,810.97	8,277.35	48,977.27	248.90	68,584.80	58.22%
E30 - Supply Expense	75,600.00	187,220.00	5,286.91	114,287.45	4,279.94	68,652.61	36.67%
E40 - Operations Expense	14,000.00	14,000.00	0.00	85.00	661.85	13,253.15	94.67%
E55 - Professional Services	2,100.00	2,100.00	13.58	13.58	0.00	2,086.42	99.35%
E60 - Miscellaneous Expense	13,525.00	13,525.00	1,501.36	2,657.23	0.00	10,867.77	80.35%
E72 - Bond Expense	113,148.00	113,148.00	0.00	29,939.22	0.00	83,208.78	73.54%
E80 - Fixed Assets	8,600.00	21,040.20	714.36	7,346.50	0.00	13,693.70	65.08%
E85 - Interest Expense	51,080.00	51,080.00	0.00	109.91	0.00	50,970.09	99.78%
Expense Total:	4,895,676.48	5,048,647.65	383,253.22	1,751,494.83	11,984.64	3,285,168.18	65.07%
Department: 0500 - Fire Surplus (Deficit):							
Expense Total:	-932,971.48	-1,085,942.65	-48,714.75	-424,921.84	-11,984.64	649,036.17	59.77%
Department: 0510 - Fire - Springhill Vol							
Revenue							
R15 - Taxes - Property	55,000.00	55,000.00	5,006.17	6,362.97	0.00	-48,637.03	88.43%
Revenue Surplus (Deficit):	55,000.00	55,000.00	5,006.17	6,362.97	0.00	-48,637.03	88.43%
Expense							
E30 - Supply Expense	15,000.00	54,479.59	0.00	39,479.35	0.00	15,000.24	27.53%
Expense Total:	15,000.00	54,479.59	0.00	39,479.35	0.00	15,000.24	27.53%
Department: 0510 - Fire - Springhill Vol Surplus (Deficit):							
Expense Total:	40,000.00	520.41	5,006.17	-33,116.38	0.00	-33,636.79	6,463.52%

Budget Report

For Fiscal: 2023 Period Ending: 04/30/2023

Category	Original Total Budget	Current Total Budget	Period Activity	Fiscal Activity	Encumbrances	Variance Favorable (Unfavorable) Remaining	Percent Remaining
Department: 0600 - Police							
Revenue							
R40 - Fines & Forfeitures	780.00	780.00	67.14	268.56	0.00	-511.44	65.57%
R60 - Miscellaneous Revenue	12,000.00	14,749.52	0.00	9,128.81	0.00	-5,620.71	38.11%
R62 - Intergovernmental Tsfrs	1,577,502.00	1,577,502.00	131,459.00	525,836.00	0.00	-1,051,666.00	66.67%
R66 - Sale of Equipment	25,000.00	25,000.00	0.00	0.00	0.00	-25,000.00	100.00%
R70 - Grant Revenue	33,700.00	33,700.00	3,105.99	16,777.33	0.00	-16,922.67	50.22%
Revenue Surplus (Deficit):	1,648,982.00	1,651,731.52	134,632.13	552,010.70	0.00	-1,099,720.82	66.58%
Expense							
E01 - Personnel Expense	3,746,292.22	3,746,292.22	318,719.12	1,345,924.39	1,933.54	2,398,434.29	64.02%
E10 - Building & Grounds Exp	117,113.92	133,613.92	11,299.81	45,452.88	12,272.07	75,888.97	56.80%
E20 - Vehicle Expense	291,250.00	302,813.06	31,767.28	120,153.23	603.47	182,056.36	60.12%
E30 - Supply Expense	59,800.00	59,800.00	12,601.53	18,089.83	2,810.95	38,899.22	65.05%
E40 - Operations Expense	11,100.00	11,880.00	194.69	3,296.41	780.00	7,803.59	65.69%
E55 - Professional Services	7,500.00	7,500.00	458.00	1,320.53	120.00	6,059.47	80.79%
E60 - Miscellaneous Expense	85,325.00	85,325.00	36,524.50	44,595.46	75.00	40,654.54	47.65%
E70 - Grant Expense	31,200.00	31,200.00	1,030.39	4,682.47	2,500.00	24,017.53	76.98%
E72 - Bond Expense	828,881.63	926,293.34	45,848.38	182,873.80	97,411.71	646,007.83	69.74%
E80 - Fixed Assets	0.00	0.00	32,051.62	263,273.41	679,803.25	-943,076.66	0.00%
E85 - Interest Expense	95,872.22	98,663.51	3,142.04	13,087.91	2,791.29	82,784.31	83.91%
Expense Total:	5,274,334.99	5,403,381.05	493,637.36	2,042,750.32	801,101.28	2,559,529.45	47.37%
Department: 0600 - Police Surplus (Deficit):	-3,625,352.99	-3,751,649.53	-359,005.23	-1,490,739.62	-801,101.28	1,459,808.63	38.91%
Department: 0610 - Police - Dispatch							
Revenue							
R60 - Miscellaneous Revenue	238,000.00	238,000.00	0.00	72,382.80	0.00	-165,617.20	69.59%
Revenue Surplus (Deficit):	238,000.00	238,000.00	0.00	72,382.80	0.00	-165,617.20	69.59%
Expense							
E01 - Personnel Expense	628,817.82	634,817.82	42,219.16	219,983.01	0.00	414,834.81	65.35%
E55 - Professional Services	1,950.00	1,950.00	0.00	0.00	0.00	1,950.00	100.00%
E64 - Reimbursement	67,640.00	67,640.00	0.00	2,477.78	2,500.00	62,662.22	92.64%
E80 - Fixed Assets	0.00	0.00	363.87	1,455.48	0.00	-1,455.48	0.00%
Expense Total:	698,407.82	704,407.82	42,583.03	223,916.27	2,500.00	477,991.55	67.86%
Department: 0610 - Police - Dispatch Surplus (Deficit):	-460,407.82	-466,407.82	-42,583.03	-151,533.47	-2,500.00	312,374.35	66.97%
Department: 0620 - Police - SRO							
Revenue							
R64 - Reimbursement	293,000.00	293,000.00	0.00	0.00	0.00	-293,000.00	100.00%
Revenue Surplus (Deficit):	293,000.00	293,000.00	0.00	0.00	0.00	-293,000.00	100.00%
Expense							
E01 - Personnel Expense	601,996.45	602,896.45	58,232.41	238,179.78	0.00	364,716.67	60.49%

Budget Report

Category	Original		Current		Period Activity	Fiscal Activity	Encumbrances	Variance	
	Total Budget		Total Budget					(Unfavorable)	Favorable
E10 - Building & Grounds Exp	9,600.00		9,600.00		729.07	2,916.10	2,250.00	4,433.90	46.19%
E60 - Miscellaneous Expense	2,500.00		2,500.00		0.00	0.00	0.00	2,500.00	100.00%
Expense Total:	614,096.45		614,096.45		58,961.48	241,095.88	2,250.00	371,650.57	60.43%
Department: 0620 - Police - SRO Surplus (Deficit):	-321,096.45		-321,096.45		-58,961.48	-241,095.88	-2,250.00	78,650.57	24.43%
Department: 0630 - Police - K9									
Expense									
E30 - Supply Expense	1,800.00		1,800.00		0.00	0.00	0.00	1,800.00	100.00%
E40 - Operations Expense	5,500.00		5,500.00		271.56	1,018.56	0.00	4,481.44	81.48%
E55 - Professional Services	3,000.00		3,000.00		0.00	233.50	114.00	2,652.50	88.42%
Expense Total:	10,300.00		10,300.00		271.56	1,252.06	114.00	8,933.94	86.74%
Department: 0630 - Police - K9 Total:	10,300.00		10,300.00		271.56	1,252.06	114.00	8,933.94	86.74%
Fund: 001 - General Fund Surplus (Deficit):	160,002.44		-1,056,138.41		-161,640.78	-871,542.97	-1,038,545.29	-853,949.85	-80.86%
Fund: 002 - Sales Tax Fund									
Department: 0100 - Administration									
Revenue									
R10 - Taxes - Sales	6,310,008.00		6,310,008.00		472,514.36	2,076,482.68	0.00	-4,233,525.32	67.09%
Revenue Surplus (Deficit):	6,310,008.00		6,310,008.00		472,514.36	2,076,482.68	0.00	-4,233,525.32	67.09%
Expense									
E62 - Intergovernmental Tsr	6,310,008.00		6,310,008.00		525,834.00	2,103,336.00	0.00	4,206,672.00	66.67%
Expense Total:	6,310,008.00		6,310,008.00		525,834.00	2,103,336.00	0.00	4,206,672.00	66.67%
Department: 0100 - Administration Surplus (Deficit):	0.00		0.00		-53,319.64	-26,853.32	0.00	-26,853.32	0.00%
Fund: 002 - Sales Tax Fund Surplus (Deficit):	0.00		0.00		-53,319.64	-26,853.32	0.00	-26,853.32	0.00%
Fund: 003 - Franchise Fees Fund									
Department: 0100 - Administration									
Revenue									
R50 - Sale of Services	1,330,000.00		1,330,000.00		81,678.91	552,869.86	0.00	-777,130.14	58.43%
Revenue Surplus (Deficit):	1,330,000.00		1,330,000.00		81,678.91	552,869.86	0.00	-777,130.14	58.43%
Expense									
E62 - Intergovernmental Tsr	175,000.00		175,000.00		14,583.33	58,333.32	0.00	116,666.68	66.67%
Expense Total:	175,000.00		175,000.00		14,583.33	58,333.32	0.00	116,666.68	66.67%
Department: 0100 - Administration Surplus (Deficit):	1,155,000.00		1,155,000.00		67,095.58	494,536.54	0.00	-660,463.46	57.18%
Department: 0800 - Street									
Expense									
E62 - Intergovernmental Tsr	649,000.20		649,000.20		52,973.08	212,706.21	0.00	436,293.99	67.23%
Expense Total:	649,000.20		649,000.20		52,973.08	212,706.21	0.00	436,293.99	67.23%
Department: 0800 - Street Total:	649,000.20		649,000.20		52,973.08	212,706.21	0.00	436,293.99	67.23%
Fund: 003 - Franchise Fees Fund Surplus (Deficit):	505,999.80		505,999.80		14,122.50	281,850.33	0.00	-224,169.47	44.30%

Budget Report

For Fiscal: 2023 Period Ending: 04/30/2023

Fund: 005 - Designated Tax Fund
 Department: 0200 - Animal Control

Category	Original Total Budget	Current Total Budget	Period Activity	Fiscal Activity	Encumbrances	Variance Favorable (Unfavorable)	Percent Remaining
Revenue							
R10 - Taxes - Sales	631,002.00	631,002.00	47,251.44	207,648.27	0.00	-423,353.73	67.09%
Revenue Surplus (Deficit):	631,002.00	631,002.00	47,251.44	207,648.27	0.00	-423,353.73	67.09%

Expense

E62 - Intergovernmental Tsr	631,002.00	631,002.00	52,583.00	210,332.00	0.00	420,670.00	66.67%
Expense Total:	631,002.00	631,002.00	52,583.00	210,332.00	0.00	420,670.00	66.67%
Department: 0200 - Animal Control Surplus (Deficit):	0.00	0.00	-5,331.56	-2,683.73	0.00	-2,683.73	0.00%

Department: 0400 - Parks

Revenue							
R10 - Taxes - Sales	631,002.00	631,002.00	47,251.44	207,648.27	0.00	-423,353.73	67.09%
Revenue Surplus (Deficit):	631,002.00	631,002.00	47,251.44	207,648.27	0.00	-423,353.73	67.09%

Expense

E62 - Intergovernmental Tsr	631,002.00	631,002.00	52,583.00	210,332.00	0.00	420,670.00	66.67%
Expense Total:	631,002.00	631,002.00	52,583.00	210,332.00	0.00	420,670.00	66.67%
Department: 0400 - Parks Surplus (Deficit):	0.00	0.00	-5,331.56	-2,683.73	0.00	-2,683.73	0.00%

Department: 0500 - Fire

Revenue							
R10 - Taxes - Sales	1,577,502.00	1,577,502.00	118,128.59	519,120.67	0.00	-1,058,381.33	67.09%
Revenue Surplus (Deficit):	1,577,502.00	1,577,502.00	118,128.59	519,120.67	0.00	-1,058,381.33	67.09%

Expense

E62 - Intergovernmental Tsr	1,577,502.00	1,577,502.00	131,459.00	525,836.00	0.00	1,051,666.00	66.67%
Expense Total:	1,577,502.00	1,577,502.00	131,459.00	525,836.00	0.00	1,051,666.00	66.67%
Department: 0500 - Fire Surplus (Deficit):	0.00	0.00	-13,330.41	-6,715.33	0.00	-6,715.33	0.00%

Department: 0600 - Police

Revenue							
R10 - Taxes - Sales	1,577,502.00	1,577,502.00	118,128.59	519,120.67	0.00	-1,058,381.33	67.09%
Revenue Surplus (Deficit):	1,577,502.00	1,577,502.00	118,128.59	519,120.67	0.00	-1,058,381.33	67.09%

Expense

E62 - Intergovernmental Tsr	1,577,502.00	1,577,502.00	131,459.00	525,836.00	0.00	1,051,666.00	66.67%
Expense Total:	1,577,502.00	1,577,502.00	131,459.00	525,836.00	0.00	1,051,666.00	66.67%
Department: 0600 - Police Surplus (Deficit):	0.00	0.00	-13,330.41	-6,715.33	0.00	-6,715.33	0.00%

Department: 0800 - Street

Revenue							
R10 - Taxes - Sales	1,893,000.00	1,893,000.00	141,754.30	622,944.80	0.00	-1,270,055.20	67.09%
Revenue Surplus (Deficit):	1,893,000.00	1,893,000.00	141,754.30	622,944.80	0.00	-1,270,055.20	67.09%

Budget Report

For Fiscal: 2023 Period Ending: 04/30/2023

Category	Original Total Budget	Current Total Budget	Period Activity	Fiscal Activity	Encumbrances	Variance		
						Favorable	Remaining	
Expense								
E62 - Intergovernmental Tsfr	1,893,000.00	1,893,000.00	157,750.00	631,000.00	0.00	1,262,000.00	66.67%	
Expense Total:	1,893,000.00	1,893,000.00	157,750.00	631,000.00	0.00	1,262,000.00	66.67%	
Department: 0800 - Street Surplus (Deficit):	0.00	0.00	-15,995.70	-8,055.20	0.00	-8,055.20	0.00%	
Fund: 005 - Designated Tax Fund Surplus (Deficit):	0.00	0.00	-53,319.64	-26,853.32	0.00	-26,853.32	0.00%	
Fund: 007 - Investment Account								
Department: 0100 - Administration								
Revenue								
R85 - Interest Revenue	0.00	0.00	2,546.85	3,149.94	0.00	3,149.94	0.00%	
Revenue Surplus (Deficit):	0.00	0.00	2,546.85	3,149.94	0.00	3,149.94	0.00%	
Expense								
E62 - Intergovernmental Tsfr	0.00	0.00	0.00	860,536.60	0.00	-860,536.60	0.00%	
E85 - Interest Expense	0.00	0.00	-703.30	-19,680.55	0.00	19,680.55	0.00%	
Expense Total:	0.00	0.00	-703.30	840,856.05	0.00	-840,856.05	0.00%	
Department: 0100 - Administration Surplus (Deficit):	0.00	0.00	3,250.15	-837,706.11	0.00	-837,706.11	0.00%	
Fund: 007 - Investment Account Surplus (Deficit):	0.00	0.00	3,250.15	-837,706.11	0.00	-837,706.11	0.00%	
Fund: 020 - Animal Control Donation								
Department: 0200 - Animal Control								
Revenue								
R68 - Donation Revenue	2,500.00	2,500.00	0.00	0.00	0.00	-2,500.00	100.00%	
Revenue Surplus (Deficit):	2,500.00	2,500.00	0.00	0.00	0.00	-2,500.00	100.00%	
Expense								
E55 - Professional Services	2,500.00	2,500.00	984.42	984.42	0.00	1,515.58	60.62%	
Expense Total:	2,500.00	2,500.00	984.42	984.42	0.00	1,515.58	60.62%	
Department: 0200 - Animal Control Surplus (Deficit):	0.00	0.00	-984.42	-984.42	0.00	-984.42	0.00%	
Fund: 020 - Animal Control Donation Surplus (Deficit):	0.00	0.00	-984.42	-984.42	0.00	-984.42	0.00%	
Fund: 030 - Act 1256 of 1995 Court								
Department: 0300 - Court								
Revenue								
R40 - Fines & Forfeitures	401,250.00	401,250.00	22,564.48	90,569.14	0.00	-310,680.86	77.43%	
Revenue Surplus (Deficit):	401,250.00	401,250.00	22,564.48	90,569.14	0.00	-310,680.86	77.43%	
Expense								
E01 - Personnel Expense	5,200.00	5,200.00	394.84	1,579.36	0.00	3,620.64	69.63%	
E40 - Operations Expense	396,050.00	396,050.00	22,169.64	88,989.78	0.00	307,060.22	77.53%	
Expense Total:	401,250.00	401,250.00	22,564.48	90,569.14	0.00	310,680.86	77.43%	
Department: 0300 - Court Surplus (Deficit):	0.00	0.00	0.00	0.00	0.00	0.00	0.00%	
Fund: 030 - Act 1256 of 1995 Court Surplus (Deficit):	0.00	0.00	0.00	0.00	0.00	0.00	0.00%	

Budget Report

For Fiscal: 2023 Period Ending: 04/30/2023

Category	Original Total Budget	Current Total Budget	Period Activity	Fiscal Activity	Encumbrances	Variance Favorable (Unfavorable)	Percent Remaining
Fund: 031 - Act 1809 of 2001 Court Auto							
Department: 0300 - Court							
Revenue	36,000.00	36,000.00	4,600.00	12,136.00	0.00	-23,864.00	66.29%
R40 - Fines & Forfeitures	36,000.00	36,000.00	4,600.00	12,136.00	0.00	-23,864.00	66.29%
Expense	36,000.00	36,000.00	3,955.52	11,394.40	7,438.88	17,166.72	47.69%
E60 - Miscellaneous Expense	36,000.00	36,000.00	3,955.52	11,394.40	7,438.88	17,166.72	47.69%
Expense Total:	0.00	0.00	644.48	741.60	-7,438.88	-6,697.28	0.00%
Department: 0300 - Court Surplus (Deficit):	0.00	0.00	644.48	741.60	-7,438.88	-6,697.28	0.00%
Fund: 031 - Act 1809 of 2001 Court Auto Surplus (Deficit):	0.00	0.00	644.48	741.60	-7,438.88	-6,697.28	0.00%
Fund: 045 - Park 1/8 SalesTax O & M							
Department: 0400 - Parks							
Revenue	788,751.00	788,751.00	59,064.29	259,560.33	0.00	-529,190.67	67.09%
R10 - Taxes - Sales	788,751.00	788,751.00	59,064.29	259,560.33	0.00	-529,190.67	67.09%
Expense	788,751.00	788,751.00	65,729.00	262,916.00	0.00	525,835.00	66.67%
E62 - Intergovernmental Tsr	788,751.00	788,751.00	65,729.00	262,916.00	0.00	525,835.00	66.67%
Expense Total:	0.00	0.00	-6,664.71	-3,355.67	0.00	-3,355.67	0.00%
Department: 0400 - Parks Surplus (Deficit):	0.00	0.00	-6,664.71	-3,355.67	0.00	-3,355.67	0.00%
Fund: 045 - Park 1/8 SalesTax O & M Surplus (Deficit):	0.00	0.00	-6,664.71	-3,355.67	0.00	-3,355.67	0.00%
Fund: 051 - Act 833 of 1991 Fire							
Department: 0500 - Fire							
Revenue	20,000.00	20,000.00	0.00	0.00	0.00	-20,000.00	100.00%
R15 - Taxes - Property	20,000.00	20,000.00	0.00	0.00	0.00	-20,000.00	100.00%
Expense	20,000.00	56,702.05	0.00	37,361.30	0.00	19,340.75	34.11%
E40 - Operations Expense	20,000.00	56,702.05	0.00	37,361.30	0.00	19,340.75	34.11%
Expense Total:	0.00	-36,702.05	0.00	-37,361.30	0.00	-659.25	-1.80%
Department: 0500 - Fire Surplus (Deficit):	0.00	-36,702.05	0.00	-37,361.30	0.00	-659.25	-1.80%
Fund: 051 - Act 833 of 1991 Fire Surplus (Deficit):	0.00	-36,702.05	0.00	-37,361.30	0.00	-659.25	-1.80%
Fund: 055 - Fire 3/8 SalesTax							
Department: 0500 - Fire							
Revenue	2,366,253.00	2,366,253.00	177,192.88	778,580.98	0.00	-1,587,572.02	67.09%
R10 - Taxes - Sales	2,366,253.00	2,366,253.00	177,192.88	778,580.98	0.00	-1,587,572.02	67.09%
Revenue Surplus (Deficit):							
Revenue Surplus (Deficit):	2,366,253.00	2,366,253.00	177,192.88	778,580.98	0.00	-1,587,572.02	67.09%

Category	Original Total Budget	Current Total Budget	Period Activity	Fiscal Activity	Encumbrances	Variance		
						Favorable	Percent Remaining	
Expense								
E62 - Intergovernmental Tsfr	2,366,253.00	2,366,253.00	197,188.00	788,752.00	0.00	1,577,501.00	66.67%	
Expense Total:	2,366,253.00	2,366,253.00	197,188.00	788,752.00	0.00	1,577,501.00	66.67%	
Department: 0500 - Fire Surplus (Deficit):	0.00	0.00	-19,995.12	-10,071.02	0.00	-10,071.02	0.00%	
Fund: 055 - Fire 3/8 SalesTax Surplus (Deficit):	0.00	0.00	-19,995.12	-10,071.02	0.00	-10,071.02	0.00%	
Fund: 061 - Act 918 of 1983 Police								
Department: 0600 - Police								
Revenue								
R40 - Fines & Forfeitures	15,000.00	15,000.00	1,342.64	5,370.56	0.00	-9,629.44	64.20%	
Revenue Surplus (Deficit):	15,000.00	15,000.00	1,342.64	5,370.56	0.00	-9,629.44	64.20%	
Expense								
E60 - Miscellaneous Expense	15,000.00	15,000.00	6,317.32	6,317.32	0.00	8,682.68	57.88%	
Expense Total:	15,000.00	15,000.00	6,317.32	6,317.32	0.00	8,682.68	57.88%	
Department: 0600 - Police Surplus (Deficit):	0.00	0.00	-4,974.68	-946.76	0.00	-946.76	0.00%	
Fund: 061 - Act 918 of 1983 Police Surplus (Deficit):	0.00	0.00	-4,974.68	-946.76	0.00	-946.76	0.00%	
Fund: 062 - Act 988 of 1991 Emerg Veh								
Department: 0600 - Police								
Revenue								
R40 - Fines & Forfeitures	12,000.00	12,000.00	244.20	856.17	0.00	-11,143.83	92.87%	
Revenue Surplus (Deficit):	12,000.00	12,000.00	244.20	856.17	0.00	-11,143.83	92.87%	
Expense								
E40 - Operations Expense	12,000.00	12,000.00	0.00	0.00	0.00	12,000.00	100.00%	
Expense Total:	12,000.00	12,000.00	0.00	0.00	0.00	12,000.00	100.00%	
Department: 0600 - Police Surplus (Deficit):	0.00	0.00	244.20	856.17	0.00	856.17	0.00%	
Fund: 062 - Act 988 of 1991 Emerg Veh Surplus (Deficit):	0.00	0.00	244.20	856.17	0.00	856.17	0.00%	
Fund: 066 - Federal Drug Control								
Department: 0600 - Police								
Revenue								
R85 - Interest Revenue	0.00	0.00	0.22	0.95	0.00	0.95	0.00%	
Revenue Surplus (Deficit):	0.00	0.00	0.22	0.95	0.00	0.95	0.00%	
Department: 0600 - Police Surplus (Deficit):	0.00	0.00	0.22	0.95	0.00	0.95	0.00%	
Fund: 066 - Federal Drug Control Surplus (Deficit):	0.00	0.00	0.22	0.95	0.00	0.95	0.00%	
Fund: 068 - State Drug Control								
Department: 0600 - Police								
Revenue								
R40 - Fines & Forfeitures	2,500.00	2,500.00	0.00	0.00	0.00	-2,500.00	100.00%	

Budget Report

For Fiscal: 2023 Period Ending: 04/30/2023

Category	Original Total Budget	Current Total Budget	Period Activity	Fiscal Activity	Encumbrances	Variance Favorable (Unfavorable)	Percent Remaining
R85 - Interest Revenue	0.00	0.00	0.18	0.76	0.00	0.76	0.00%
Revenue Surplus (Deficit):	2,500.00	2,500.00	0.18	0.76	0.00	-2,499.24	99.97%
Expense							
E60 - Miscellaneous Expense	2,500.00	2,500.00	0.00	0.00	0.00	2,500.00	100.00%
Expense Total:	2,500.00	2,500.00	0.00	0.00	0.00	2,500.00	100.00%
Department: 0600 - Police Surplus (Deficit):	0.00	0.00	0.18	0.76	0.00	0.76	0.00%
Fund: 068 - State Drug Control Surplus (Deficit):	0.00	0.00	0.18	0.76	0.00	0.76	0.00%
Fund: 080 - Street Fund							
Department: 0140 - Stormwater							
Expense							
E01 - Personnel Expense	408,929.87	409,029.87	26,489.73	117,938.81	0.00	291,091.06	71.17%
E10 - Building & Grounds Exp	3,024.00	3,024.00	333.48	1,249.64	675.00	1,099.36	36.35%
E20 - Vehicle Expense	21,200.00	35,034.56	420.95	2,502.18	13,834.56	18,697.82	53.37%
E30 - Supply Expense	12,700.00	25,400.00	17.14	3,315.17	0.00	22,084.83	86.95%
E40 - Operations Expense	6,200.00	6,200.00	329.62	1,434.26	0.00	4,765.74	76.87%
E55 - Professional Services	100,250.00	150,760.00	3,500.00	11,085.22	19,540.00	120,134.78	79.69%
E80 - Fixed Assets	62,000.00	62,000.00	0.00	0.00	62,103.00	-103.00	-0.17%
Expense Total:	614,303.87	691,448.43	31,090.92	137,525.28	96,152.56	457,770.59	66.20%
Department: 0140 - Stormwater Total:	614,303.87	691,448.43	31,090.92	137,525.28	96,152.56	457,770.59	66.20%
Department: 0800 - Street							
Revenue							
R10 - Taxes - Sales	456,000.00	456,000.00	52,475.67	207,433.62	0.00	-248,566.38	54.51%
R15 - Taxes - Property	1,368,000.00	1,368,000.00	141,663.95	462,257.32	0.00	-905,742.68	66.21%
R60 - Miscellaneous Revenue	1,000.00	1,577.84	959.60	3,014.08	0.00	1,436.24	-91.03%
R62 - Intergovernmental Tsfrs	1,893,000.00	1,893,000.00	157,750.00	631,000.00	0.00	-1,262,000.00	66.67%
R64 - Reimbursement	425,000.00	425,000.00	0.00	0.00	0.00	-425,000.00	100.00%
R85 - Interest Revenue	775.00	775.00	0.00	0.00	0.00	-775.00	100.00%
Revenue Surplus (Deficit):	4,143,775.00	4,144,352.84	352,849.22	1,303,705.02	0.00	-2,840,647.82	68.54%
Expense							
E01 - Personnel Expense	1,527,035.88	1,531,035.88	89,394.42	397,063.37	1,956.50	1,132,016.01	73.94%
E10 - Building & Grounds Exp	104,704.96	104,704.96	18,892.28	57,784.73	-87,707.38	134,627.61	128.58%
E20 - Vehicle Expense	218,500.00	224,400.34	31,443.42	87,519.63	8,189.44	128,691.27	57.35%
E30 - Supply Expense	388,952.16	391,976.90	34,679.74	97,718.95	886.49	293,371.46	74.84%
E40 - Operations Expense	294,283.00	292,100.00	4,244.74	17,434.72	0.00	274,665.28	94.03%
E55 - Professional Services	328,500.04	362,290.04	17,064.62	30,138.39	82,628.04	249,523.61	68.87%
E60 - Miscellaneous Expense	53,965.00	53,965.00	3,903.86	13,012.70	3,480.00	37,472.30	69.44%
E80 - Fixed Assets	1,088,000.00	2,282,764.24	105,073.92	583,752.44	1,461,139.22	237,872.58	10.42%

Category	Original Total Budget	Current Total Budget	Period Activity	Fiscal Activity	Encumbrances	Variance	
						Favorable	Percent Remaining
E90 - Construction Projects	600,000.00	886,285.96	0.00	276,109.03	5,750.01	604,426.92	68.20%
Expense Total:	4,603,941.04	6,129,523.32	304,697.00	1,560,533.96	1,476,322.32	3,092,667.04	50.46%
Department: 0800 - Street Surplus (Deficit):	-460,166.04	-1,985,170.48	48,152.22	-256,828.94	-1,476,322.32	252,019.22	12.70%
Fund: 080 - Street Fund Surplus (Deficit):	-1,074,469.91	-2,676,618.91	17,061.30	-394,354.22	-1,572,474.88	709,789.81	26.52%
Fund: 110 - Special Redemp - 2016 Bond							
Department: 0100 - Administration							
Revenue							
R62 - Intergovernmental Tsfrs	0.00	0.00	2,873.87	10,441.37	0.00	10,441.37	0.00%
R85 - Interest Revenue	0.00	0.00	85.77	259.44	0.00	259.44	0.00%
Revenue Surplus (Deficit):	0.00	0.00	2,959.64	10,700.81	0.00	10,700.81	0.00%
Department: 0100 - Administration Surplus (Deficit):	0.00	0.00	2,959.64	10,700.81	0.00	10,700.81	0.00%
Fund: 110 - Special Redemp - 2016 Bond Surplus (Deficit):	0.00	0.00	2,959.64	10,700.81	0.00	10,700.81	0.00%
Fund: 113 - Debt Service Reserve Fund							
Department: 0100 - Administration							
Revenue							
R85 - Interest Revenue	0.00	0.00	2,873.87	10,441.37	0.00	10,441.37	0.00%
Revenue Surplus (Deficit):	0.00	0.00	2,873.87	10,441.37	0.00	10,441.37	0.00%
Department: 0100 - Administration Surplus (Deficit):	0.00	0.00	2,873.87	10,441.37	0.00	10,441.37	0.00%
Fund: 113 - Debt Service Reserve Fund Surplus (Deficit):	0.00	0.00	2,873.87	10,441.37	0.00	10,441.37	0.00%
Expense							
E62 - Intergovernmental Tsfr	0.00	0.00	2,873.87	10,441.37	0.00	-10,441.37	0.00%
Expense Total:	0.00	0.00	2,873.87	10,441.37	0.00	-10,441.37	0.00%
Department: 0100 - Administration Surplus (Deficit):	0.00	0.00	0.00	0.00	0.00	0.00	0.00%
Fund: 113 - Debt Service Reserve Fund Surplus (Deficit):	0.00	0.00	0.00	0.00	0.00	0.00	0.00%
Fund: 114 - 2016 Bond Fund							
Department: 0100 - Administration							
Revenue							
R10 - Taxes - Sales	0.00	0.00	236,257.18	1,038,241.34	0.00	1,038,241.34	0.00%
Revenue Surplus (Deficit):	0.00	0.00	236,257.18	1,038,241.34	0.00	1,038,241.34	0.00%
Department: 0100 - Administration Surplus (Deficit):	0.00	0.00	236,257.18	1,038,241.34	0.00	1,038,241.34	0.00%
Fund: 114 - 2016 Bond Fund Surplus (Deficit):	0.00	0.00	236,257.18	1,038,241.34	0.00	1,038,241.34	0.00%
Department: 0400 - Parks							
Revenue							
R85 - Interest Revenue	0.00	0.00	5,790.12	15,206.41	0.00	15,206.41	0.00%
Revenue Surplus (Deficit):	0.00	0.00	5,790.12	15,206.41	0.00	15,206.41	0.00%
Department: 0400 - Parks Surplus (Deficit):	0.00	0.00	5,790.12	15,206.41	0.00	15,206.41	0.00%
Fund: 114 - 2016 Bond Fund Surplus (Deficit):	0.00	0.00	242,047.30	1,053,447.75	0.00	1,053,447.75	0.00%

Budget Report

For Fiscal: 2023 Period Ending: 04/30/2023

Category	Original Total Budget	Current Total Budget	Period Activity	Fiscal Activity	Encumbrances	Variance		
						Favorable	Percent Remaining	
Fund: 167 - 2022 Amend 78								
Department: 0100 - Administration								
Revenue								
R10 - Taxes - Sales	0.00	0.00	0.00	-40,200.00	0.00	-40,200.00	0.00%	0.00%
Revenue Surplus (Deficit):	0.00	0.00	0.00	-40,200.00	0.00	-40,200.00	0.00%	0.00%
Department: 0100 - Administration Surplus (Deficit):	0.00	0.00	0.00	-40,200.00	0.00	-40,200.00	0.00%	0.00%
Fund: 167 - 2022 Amend 78 Surplus (Deficit):	0.00	0.00	0.00	-40,200.00	0.00	-40,200.00	0.00%	0.00%
Fund: 185 - Street Bond 2016 DS								
Department: 0800 - Street								
Revenue								
R62 - Intergovernmental Tsfrs	0.00	0.00	52,973.08	214,811.50	0.00	214,811.50	0.00%	0.00%
R85 - Interest Revenue	0.00	0.00	276.50	3,019.98	0.00	3,019.98	0.00%	0.00%
Revenue Surplus (Deficit):	0.00	0.00	53,249.58	217,831.48	0.00	217,831.48	0.00%	0.00%
Expense								
E72 - Bond Expense	0.00	0.00	83.33	507,555.20	0.00	-507,555.20	0.00%	0.00%
Expense Total:	0.00	0.00	83.33	507,555.20	0.00	-507,555.20	0.00%	0.00%
Department: 0800 - Street Surplus (Deficit):	0.00	0.00	53,166.25	-289,723.72	0.00	-289,723.72	0.00%	0.00%
Fund: 185 - Street Bond 2016 DS Surplus (Deficit):	0.00	0.00	53,166.25	-289,723.72	0.00	-289,723.72	0.00%	0.00%
Fund: 186 - Street Bond 2016 DSR								
Department: 0800 - Street								
Revenue								
R85 - Interest Revenue	0.00	0.00	1,217.24	4,392.86	0.00	4,392.86	0.00%	0.00%
Revenue Surplus (Deficit):	0.00	0.00	1,217.24	4,392.86	0.00	4,392.86	0.00%	0.00%
Expense								
E62 - Intergovernmental Tsfr	0.00	0.00	0.00	2,105.29	0.00	-2,105.29	0.00%	0.00%
Expense Total:	0.00	0.00	0.00	2,105.29	0.00	-2,105.29	0.00%	0.00%
Department: 0800 - Street Surplus (Deficit):	0.00	0.00	1,217.24	2,287.57	0.00	2,287.57	0.00%	0.00%
Fund: 186 - Street Bond 2016 DSR Surplus (Deficit):	0.00	0.00	1,217.24	2,287.57	0.00	2,287.57	0.00%	0.00%
Fund: 187 - 2016 Street Construction Fund								
Department: 0800 - Street								
Revenue								
R85 - Interest Revenue	0.00	0.00	10,036.53	27,464.02	0.00	27,464.02	0.00%	0.00%
Revenue Surplus (Deficit):	0.00	0.00	10,036.53	27,464.02	0.00	27,464.02	0.00%	0.00%

Budget Report

Category	Original Total Budget	Current Total Budget	Period Activity	Fiscal Activity	Encumbrances	Variance		
						Favorable (Unfavorable)	Percent Remaining	
Expense								
E90 - Construction Projects	0.00	0.00	-388,186.38	800,512.31	0.00	-800,512.31	0.00%	
Expense Total:	0.00	0.00	-388,186.38	800,512.31	0.00	-800,512.31	0.00%	
Department: 0800 - Street Surplus (Deficit):								0.00%
Fund: 187 - 2016 Street Construction Fund Surplus (Deficit):								0.00%
Fund: 500 - Water Fund								
Department: 0140 - Stormwater								
Revenue								
R50 - Sale of Services	308,000.00	308,000.00	27,030.26	106,184.26	0.00	-201,815.74	65.52%	
Revenue Surplus (Deficit):	308,000.00	308,000.00	27,030.26	106,184.26	0.00	-201,815.74	65.52%	
Expense								
E62 - Intergovernmental Tsfr	308,000.00	308,000.00	0.00	0.00	0.00	308,000.00	100.00%	
Expense Total:	308,000.00	308,000.00	0.00	0.00	0.00	308,000.00	100.00%	
Department: 0140 - Stormwater Surplus (Deficit):								0.00%
Department: 0900 - Water								
Revenue								
R50 - Sale of Services	5,121,722.00	5,121,722.00	348,021.01	1,403,104.55	0.00	-3,718,617.45	72.60%	
R60 - Miscellaneous Revenue	35,000.00	35,000.00	-39.28	37.76	0.00	-34,962.24	99.89%	
R62 - Intergovernmental Tsfrs	0.00	0.00	0.00	17,270.00	0.00	17,270.00	0.00%	
Revenue Surplus (Deficit):	5,156,722.00	5,156,722.00	347,981.73	1,420,412.31	0.00	-3,736,309.69	72.46%	
Expense								
E01 - Personnel Expense	1,374,320.65	1,389,392.65	99,700.17	414,366.20	373.91	974,652.54	70.15%	
E10 - Building & Grounds Exp	115,300.00	115,300.00	10,615.12	20,433.43	12,240.07	82,626.50	71.66%	
E20 - Vehicle Expense	104,100.00	104,600.00	7,204.69	32,598.96	1,413.62	70,587.42	67.48%	
E30 - Supply Expense	1,376,400.00	1,376,400.00	124,469.95	456,833.72	5,452.77	914,113.51	66.41%	
E40 - Operations Expense	467,543.00	465,360.00	40,552.85	159,075.05	5,800.00	300,484.95	64.57%	
E55 - Professional Services	84,800.00	84,800.00	16,585.38	20,344.18	8,912.86	55,542.96	65.50%	
E60 - Miscellaneous Expense	62,610.00	61,610.00	6,829.29	18,808.13	17,847.74	24,954.13	40.50%	
E62 - Intergovernmental Tsfr	35,000.00	35,000.00	15,557.23	63,232.72	0.00	-28,232.72	-80.66%	
E72 - Bond Expense	31,983.96	31,983.96	3,558.52	14,234.08	0.00	17,749.88	55.50%	
E80 - Fixed Assets	650,000.00	4,035,695.03	719,438.00	2,807,393.51	578,301.52	650,000.00	16.11%	
E85 - Interest Expense	87,589.00	87,589.00	6,368.94	25,475.76	0.00	62,113.24	70.91%	
Expense Total:	4,389,646.61	7,787,730.64	1,050,880.14	4,032,795.74	630,342.49	3,174,592.41	40.12%	
Department: 0900 - Water Surplus (Deficit):								-23.25%
Department: 0950 - Wastewater								
Revenue								
R50 - Sale of Services	5,577,537.00	5,577,537.00	478,418.35	1,829,055.81	0.00	-3,748,481.19	67.21%	
R60 - Miscellaneous Revenue	50,100.00	50,100.00	8,000.00	22,000.00	0.00	-28,100.00	56.09%	

Budget Report

For Fiscal: 2023 Period Ending: 04/30/2023

Category	Original Total Budget	Current Total Budget	Period Activity	Fiscal Activity	Encumbrances	Variance		
						Favorable	Percent Remaining	
Expense								
E62 - Intergovernmental Tsfr	4,114,000.00	4,114,000.00	454,497.43	1,736,968.16	0.00	2,377,031.84	57.78%	
Expense Total:	4,114,000.00	4,114,000.00	454,497.43	1,736,968.16	0.00	2,377,031.84	57.78%	
Department: 0950 - Wastewater Surplus (Deficit):	1,513,637.00	1,513,637.00	31,920.92	114,087.65	0.00	-1,399,549.35	92.46%	
Fund: 500 - Water Fund Surplus (Deficit):	2,280,712.39	-1,117,371.64	-643,947.23	-2,392,111.52	-630,342.49	-1,905,082.37	-170.50%	
Department: 0900 - Water Revenue								
Revenue								
R62 - Intergovernmental Tsfrs	4,064,000.00	4,064,000.00	454,497.43	1,736,968.16	0.00	2,327,031.84	57.26%	
Revenue Surplus (Deficit):	4,064,000.00	4,064,000.00	454,497.43	1,736,968.16	0.00	-2,327,031.84	57.26%	
Department: 0900 - Wastewater Expense								
Expense								
E01 - Personnel Expense	2,045,541.24	2,047,541.24	130,130.61	632,384.95	0.00	1,415,156.29	69.11%	
E10 - Building & Grounds Exp	617,768.00	715,268.00	60,320.95	232,217.52	16,028.62	467,021.86	65.29%	
E20 - Vehicle Expense	162,300.00	166,820.07	6,897.17	56,467.24	163,046.18	-52,693.35	-31.59%	
E30 - Supply Expense	483,200.00	483,200.00	48,942.78	181,293.18	64,192.46	237,714.36	49.20%	
E40 - Operations Expense	57,963.00	55,780.00	1,651.77	9,478.37	500.00	45,801.63	82.11%	
E55 - Professional Services	109,600.00	109,600.00	19,492.67	28,757.98	40,067.17	40,774.85	37.20%	
E60 - Miscellaneous Expense	74,240.00	74,240.00	6,829.29	16,726.98	18,590.74	38,922.28	52.43%	
E62 - Intergovernmental Tsfr	120,000.00	120,000.00	23,920.92	91,419.38	0.00	28,580.62	23.82%	
E72 - Bond Expense	172,838.47	66,999.47	4,792.88	19,171.52	0.00	47,827.95	71.39%	
E80 - Fixed Assets	2,922,000.00	4,066,874.58	-5,045.86	280,758.28	2,049,534.81	1,736,581.49	42.70%	
E85 - Interest Expense	87,589.00	87,589.00	7,294.72	42,021.62	26,349.81	19,217.57	21.94%	
Expense Total:	6,853,039.71	7,993,912.36	305,227.90	1,590,697.02	2,378,309.79	4,024,905.55	50.35%	
Department: 0950 - Wastewater Surplus (Deficit):	-2,789,039.71	-3,929,912.36	149,269.53	146,271.14	-2,378,309.79	1,697,873.71	43.20%	
Fund: 510 - Stormwater Utility Fund Revenue								
Revenue								
R60 - Miscellaneous Revenue	0.00	0.00	0.00	860,536.60	0.00	860,536.60	0.00%	
Revenue Surplus (Deficit):	0.00	0.00	0.00	860,536.60	0.00	860,536.60	0.00%	

Budget Report

Category	Original Total Budget	Current Total Budget	Period Activity	Fiscal Activity	Encumbrances	Variance		
						Favorable	Percent Remaining	
Expense								
E80 - Fixed Assets	0.00	2,938,322.25	734,523.22	1,598,895.67	455,120.18	884,306.40	30.10%	
Expense Total:	0.00	2,938,322.25	734,523.22	1,598,895.67	455,120.18	884,306.40	30.10%	
Department: 0140 - Stormwater Surplus (Deficit):	0.00	-2,938,322.25	-734,523.22	-738,359.07	-455,120.18	1,744,843.00	59.38%	
Fund: 515 - Stormwater Utility Fund Surplus (Deficit):	0.00	-2,938,322.25	-734,523.22	-738,359.07	-455,120.18	1,744,843.00	59.38%	
Fund: 525 - Depreciation - WW								
Department: 0950 - Wastewater Revenue								
R62 - Intergovernmental Tsfrs	217,000.00	217,000.00	39,478.15	154,652.10	0.00	-62,347.90	28.73%	
Revenue Surplus (Deficit):	217,000.00	217,000.00	39,478.15	154,652.10	0.00	-62,347.90	28.73%	
Department: 0950 - Wastewater Surplus (Deficit):	217,000.00	217,000.00	39,478.15	154,652.10	0.00	-62,347.90	28.73%	
Fund: 525 - Depreciation - WW Surplus (Deficit):	217,000.00	217,000.00	39,478.15	154,652.10	0.00	-62,347.90	28.73%	
Fund: 550 - Impact - Water								
Department: 0900 - Water Revenue								
R62 - Intergovernmental Tsfrs	35,000.00	35,000.00	2,400.00	3,600.00	0.00	-31,400.00	89.71%	
Revenue Surplus (Deficit):	35,000.00	35,000.00	2,400.00	3,600.00	0.00	-31,400.00	89.71%	
Department: 0900 - Water Surplus (Deficit):	35,000.00	35,000.00	2,400.00	3,600.00	0.00	-31,400.00	89.71%	
Fund: 550 - Impact - Water Surplus (Deficit):	35,000.00	35,000.00	2,400.00	3,600.00	0.00	-31,400.00	89.71%	
Fund: 555 - Impact - WW								
Department: 0950 - Wastewater Revenue								
R62 - Intergovernmental Tsfrs	50,000.00	50,000.00	0.00	0.00	0.00	-50,000.00	100.00%	
Revenue Surplus (Deficit):	50,000.00	50,000.00	0.00	0.00	0.00	-50,000.00	100.00%	
Department: 0950 - Wastewater Surplus (Deficit):	50,000.00	50,000.00	0.00	0.00	0.00	-50,000.00	100.00%	
Fund: 555 - Impact - WW Surplus (Deficit):	50,000.00	50,000.00	0.00	0.00	0.00	-50,000.00	100.00%	
Fund: 604 - W/WW Ref Rev 2017 Bd Fr								
Department: 0000 - Administration Revenue								
R62 - Intergovernmental Tsfrs	0.00	0.00	19,775.11	98,875.55	0.00	98,875.55	0.00%	
R85 - Interest Revenue	0.00	0.00	212.96	332.24	0.00	332.24	0.00%	
Revenue Surplus (Deficit):	0.00	0.00	19,988.07	99,207.79	0.00	99,207.79	0.00%	

Budget Report

For Fiscal: 2023 Period Ending: 04/30/2023

Category	Original Total Budget	Current Total Budget	Period Activity	Fiscal Activity	Encumbrances	Variance								
						Favorable	Percent Remaining							
Expense														
E72 - Bond Expense	0.00	0.00	166.67	666.68	0.00	-666.68	0.00%							
Expense Total:	0.00	0.00	166.67	666.68	0.00	-666.68	0.00%							
Department: 0000 - Administration Surplus (Deficit):								98,541.11	0.00%					
Fund: 604 - W/WW Ref Rev 2017 Bd Fr Surplus (Deficit):								98,541.11	0.00%					
Fund: 606 - W/WW Ref Rev Bonds 2017 DSR														
Department: 0000 - Administration														
Revenue														
R85 - Interest Revenue	0.00	0.00	989.21	3,557.52	0.00	3,557.52	0.00%							
Revenue Surplus (Deficit):	0.00	0.00	989.21	3,557.52	0.00	3,557.52	0.00%							
Department: 0000 - Administration Surplus (Deficit):								3,557.52	0.00%					
Fund: 606 - W/WW Ref Rev Bonds 2017 DSR Surplus (Deficit):								3,557.52	0.00%					
Fund: 700 - A/P Tax Commission														
Department: 0150 - A/P Tax Commission														
Revenue														
R85 - Interest Revenue	0.00	0.00	15.96	70.64	0.00	70.64	0.00%							
Revenue Surplus (Deficit):	0.00	0.00	15.96	70.64	0.00	70.64	0.00%							
Expense														
E60 - Miscellaneous Expense	0.00	0.00	0.00	212,898.04	0.00	-212,898.04	0.00%							
Expense Total:	0.00	0.00	0.00	212,898.04	0.00	-212,898.04	0.00%							
Department: 0150 - A/P Tax Commission Surplus (Deficit):								-212,827.40	0.00%					
Fund: 700 - A/P Tax Commission Surplus (Deficit):								-212,827.40	0.00%					
Report Surplus (Deficit):								-614,794.99	-10,947,065.82	-734,458.82	-4,899,811.30	-6,082,974.51	-35,719.99	-0.33%

Fund Summary

Fund	Original Total Budget	Current Total Budget	Period Activity	Fiscal Activity	Encumbrances	Variance Favorable (Unfavorable)
001 - General Fund	160,002.44	-1,056,138.41	-161,640.78	-871,542.97	-1,038,545.29	-853,949.85
002 - Sales Tax Fund	0.00	0.00	-53,319.64	-26,853.32	0.00	-26,853.32
003 - Franchise Fees Fund	505,999.80	505,999.80	14,122.50	281,830.33	0.00	-224,169.47
005 - Designated Tax Fund	0.00	0.00	-53,319.64	-26,853.32	0.00	-26,853.32
007 - Investment Account	0.00	0.00	3,250.15	-837,706.11	0.00	-837,706.11
020 - Animal Control Donation	0.00	0.00	-984.42	-984.42	0.00	-984.42
030 - Act 1256 of 1995 Court	0.00	0.00	0.00	0.00	0.00	0.00
031 - Act 1809 of 2001 Court Aut	0.00	0.00	644.48	741.60	-7,438.88	-6,697.28
045 - Park 1/8 SalesTax O & M	0.00	0.00	-6,664.71	-3,355.67	0.00	-3,355.67
051 - Act 833 of 1991 Fire	0.00	-36,702.05	0.00	-37,361.30	0.00	-659.25
055 - Fire 3/8 SalesTax	0.00	0.00	-19,995.12	-10,071.02	0.00	-10,071.02
061 - Act 918 of 1983 Police	0.00	0.00	-4,974.68	-946.76	0.00	-946.76
062 - Act 988 of 1991 Emerg Veh	0.00	0.00	244.20	856.17	0.00	856.17
066 - Federal Drug Control	0.00	0.00	0.22	0.95	0.00	0.95
068 - State Drug Control	0.00	0.00	0.18	0.76	0.00	0.76
080 - Street Fund	-1,074,469.91	-2,676,618.91	17,061.30	-394,354.22	-1,572,474.88	709,789.81
110 - Special Redemp - 2016 Bon	0.00	0.00	2,959.64	10,700.81	0.00	10,700.81
113 - Debt Service Reserve Fund	0.00	0.00	0.00	0.00	0.00	0.00
114 - 2016 Bond Fund	0.00	0.00	242,047.30	1,053,447.75	0.00	1,053,447.75
167 - 2022 Amend 78	0.00	0.00	0.00	-40,200.00	0.00	-40,200.00
185 - Street Bond 2016 DS	0.00	0.00	53,166.25	-289,723.72	0.00	-289,723.72
186 - Street Bond 2016 DSR	0.00	0.00	1,217.24	2,287.57	0.00	2,287.57
187 - 2016 Street Construction Fi	0.00	0.00	398,222.91	-773,048.29	0.00	-773,048.29
500 - Water Fund	2,280,712.39	-1,117,371.64	-643,947.23	-2,392,111.52	-630,342.49	-1,905,082.37
510 - Wastewater Fund	-2,789,039.71	-3,929,912.36	149,269.53	146,271.14	-2,379,052.79	1,697,130.71
515 - Stormwater Utility Fund	0.00	-2,938,322.25	-734,523.22	-738,359.07	-455,120.18	1,744,843.00
525 - Depreciation - WW	217,000.00	217,000.00	39,478.15	154,652.10	0.00	-62,347.90
550 - Impact - Water	35,000.00	35,000.00	2,400.00	3,600.00	0.00	-31,400.00
555 - Impact - WW	50,000.00	50,000.00	0.00	0.00	0.00	-50,000.00
604 - W/WW Ref Rev 2017 Bd Fr	0.00	0.00	19,821.40	98,541.11	0.00	98,541.11
606 - W/WW Ref Rev Bonds 201	0.00	0.00	989.21	3,557.52	0.00	3,557.52
700 - A/P Tax Commission	0.00	0.00	15.96	-212,827.40	0.00	-212,827.40
Report Surplus (Deficit):	-614,794.99	-10,947,065.82	-734,458.82	-4,899,811.30	-6,082,974.51	-35,719.99



Financial Statements
May 2023



General - Executive Summary Revenue & Expenditures

May 2023

	Annual Budget	YTD Budget	January	February	March	April	May	June	July	August	September	October	November	December	Actual YTD Total	Favorable (Unfavorable) Variance	Annual Budget Remaining
Revenues:																	
General	18,025,515	7,510,631	1,408,296	1,336,027	1,543,776	1,461,944	1,671,055	0	0	0	0	0	0	0	7,421,088	(89,533)	10,604,417
Administration	7,359,408	3,066,420	619,888	573,038	570,623	650,373	654,621								3,066,543	2,123	4,290,865
Community Development	617,250	257,188	65,346	43,379	49,605	43,620	45,950								247,900	(9,288)	369,350
Animal Control	666,502	277,709	57,453	55,188	55,527	55,254	55,428								276,849	1,140	387,653
Court	743,420	309,758	36,230	43,892	105,448	36,326	39,460								261,356	(48,402)	482,064
Parks	2,441,248	1,017,187	160,006	154,863	214,462	202,194	226,523								959,049	(59,138)	1,483,199
Fire	4,017,705	1,674,044	331,744	331,197	330,451	339,545	336,849								1,669,784	(4,259)	2,347,921
Police	2,179,982	908,326	137,630	134,471	217,661	134,632	312,224								936,617	28,291	1,243,365
Total Revenues	18,025,515	7,510,631	1,408,296	1,336,027	1,543,776	1,461,944	1,671,055	-	-	-	-	-	-	-	7,421,088	(89,533)	10,604,417
Expenditures:																	
General	19,081,654	7,950,689	1,519,594	1,356,941	2,121,467	1,623,585	1,380,355								8,001,941	(51,252)	11,079,712
Administration	1,121,952	467,480	56,607	84,104	108,869	123,475	80,034								453,088	14,392	668,864
Community Development	759,122	316,301	48,460	69,015	69,450	56,694	51,313								294,932	21,369	464,190
Animal Control	860,906	358,711	48,888	50,483	121,226	54,587	58,272								333,456	25,255	527,450
Court	683,257	294,690	41,551	65,115	63,336	41,530	51,123								262,555	22,035	420,602
Parks	3,822,954	1,592,897	257,072	266,411	326,134	368,592	226,045								1,444,254	148,644	2,376,700
Fire	5,103,127	2,126,303	448,642	341,461	617,617	383,253	394,565								2,175,540	(49,237)	2,927,588
Police	6,730,336	2,804,307	618,375	480,351	814,835	595,453	529,002								3,038,017	(233,710)	3,692,319
Total Expenditures	19,081,654	7,950,689	1,519,594	1,356,941	2,121,467	1,623,585	1,380,355	-	-	-	-	-	-	-	8,001,941	(51,252)	11,079,712
Excess (Deficit) of Revenues over Expenditures	(1,056,139)	(440,058)	(111,298)	(20,914)	(577,691)	(161,641)	290,700	-	-	-	-	-	-	-	(580,843)	(38,281)	(475,295)

Street - Executive Summary Revenue & Expenditures

	Annual Budget	YTD Budget	January	February	March	April	May	June	July	August	September	October	November	December	Actual YTD Total	Favorable (Unfavorable) Variance	Annual Budget Remaining
Revenues:																	
Street	4,144,353	1,726,814	337,874	323,338	289,644	352,849	371,994								1,675,699	(51,114)	2,468,653
Total Revenues	4,144,353	1,726,814	337,874	323,338	289,644	352,849	371,994	-	-	-	-	-	-	-	1,675,699	(51,114)	2,468,653
Expenditures:																	
Street	6,820,972	2,842,072	221,665	642,417	498,189	355,788	484,894								2,182,953	659,119	4,638,019
Total Expenditures	6,820,972	2,842,072	221,665	642,417	498,189	355,788	484,894	-	-	-	-	-	-	-	2,182,953	659,119	4,638,019
Excess (Deficit) of Revenues over Expenditures	(2,676,619)	(1,115,258)	116,210	(319,079)	(208,546)	17,061	(112,899)	-	-	-	-	-	-	-	(507,254)	(710,233)	(2,169,365)



Water - Executive Summary Revenue & Expenditures

May 2023

	Annual Budget	YTD Budget	January	February	March	April	May	June	July	August	September	October	November	December	Actual YTD Total	Favorable (Unfavorable) Variance	Annual Budget Remaining
Revenues:																	
500-0900-4XXX	5,156,722	2,148,634	389,282	362,102	321,046	347,982	366,113	-	-	-	-	-	-	-	1,786,525	(362,109)	3,370,197
Total Revenues	5,156,722	2,148,634	389,282	362,102	321,046	347,982	366,113								1,786,525	(362,109)	3,370,197
Expenditures:																	
500-0900-5XXX	3,752,036	1,563,348	163,868	421,197	308,895	331,442	304,567	-	-	-	-	-	-	-	1,529,969	33,379	2,222,067
500-0900-58XX Capital	4,036,695	1,345,232	-	1,210,146	877,810	719,438	485,988	-	-	-	-	-	-	-	3,292,782	(1,947,550)	742,814
Total Expenditures	7,787,731	2,908,580	163,868	1,631,342	1,186,705	1,050,880	789,555								4,822,751	(1,914,171)	2,964,980
Excess (Deficit) of Revenues over Expenditures	(2,631,009)	(759,946)	225,414	(1,269,240)	(865,659)	(702,898)	(423,442)								(3,036,226)	1,552,061	405,217

Wastewater - Executive Summary Revenue & Expenditures

	Annual Budget	YTD Budget	January	February	March	April	May	June	July	August	September	October	November	December	Actual YTD Total	Favorable (Unfavorable) Variance	Annual Budget Remaining
Revenues:																	
500-0950-4XXX	5,627,637	2,344,849	455,577	479,793	429,268	486,418	452,159	-	-	-	-	-	-	-	2,303,215	(41,634)	3,324,422
Total Revenues	5,627,637	2,344,849	455,577	479,793	429,268	486,418	452,159								2,303,215	(41,634)	3,324,422
Expenditures:																	
510-0950-5XXX	3,927,038	1,636,266	273,782	381,612	344,271	310,274	275,431	-	-	-	-	-	-	-	1,585,370	50,896	2,341,668
510-0950-58XX Capital	4,066,874	1,355,625	2,590	68,091	215,123	(5,046)	109,558	-	-	-	-	-	-	-	389,316	966,308	3,677,558
Total Expenditures	7,993,912	2,991,891	276,372	449,703	559,394	305,228	383,990								1,974,687	1,017,204	6,019,225
Excess (Deficit) of Revenues over Expenditures	(2,366,275)	(647,042)	179,205	30,090	(130,126)	181,190	68,170								328,529	(1,058,837)	(2,694,804)

Stormwater - Executive Summary Revenue & Expenditures

	Annual Budget	YTD Budget	January	February	March	April	May	June	July	August	September	October	November	December	Actual YTD Total	Favorable (Unfavorable) Variance	Annual Budget Remaining
Revenues:																	
500-0140 on bills	308,000	128,333	25,932	25,658	27,564	27,030	(106,184)	-	-	-	-	-	-	-	860,537	(128,333)	308,000
515-0140-4XXX ARPA	308,000	128,333	886,469	25,658	27,564	27,030	(106,184)	-	-	-	-	-	-	-	860,537	860,537	(860,537)
Total Revenues	308,000	128,333	886,469	25,658	27,564	27,030	(106,184)								860,537	732,203	(552,537)
Expenditures:																	
080-0140-Street Related	691,449	288,104	33,790	29,273	43,372	31,090	111,451	-	-	-	-	-	-	-	248,975	39,129	442,474
515-0140-Capital	2,938,323	979,441	-	643,879	220,493	734,523	295,888	-	-	-	-	-	-	-	1,894,783	(915,342)	1,043,539
Total Expenditures	3,629,771	1,267,545	33,790	673,152	263,865	765,613	407,338								2,143,758	(876,214)	1,486,013
Excess (Deficit) of Revenues over Expenditures	(3,321,771)	(1,139,211)	852,679	(647,494)	(236,301)	(738,583)	(513,522)								(1,283,221)	1,608,417	(2,036,550)

Check Digit/Transfers
Compare to last page fund 500

1,282,470 73 454,497 43
706,923 (763,790) (643,947) (77,867)

1,736,968 (2,469,979)

2,685,032 1,352,607

City Sales & Use Tax (Three Cent Sales Tax)

	January	February	March	April	May	June	July	August	September	October	November	December	YTD Total
2011	838,829	1,036,222	750,597	789,903	882,126	852,639	876,781	882,602	874,371	888,881	884,298	846,277	10,403,526
2012	861,185	1,067,401	805,450	893,549	1,029,730	927,500	967,355	970,081	881,285	943,937	927,061	884,848	11,159,382
2013	930,471	1,087,258	866,467	922,534	1,006,764	964,906	983,742	985,949	898,138	958,546	927,035	888,383	11,420,192
2014	963,538	1,021,873	808,370	903,239	1,033,766	894,179	1,006,970	963,548	950,648	971,548	976,553	954,234	11,448,466
2015	901,561	1,162,729	817,653	956,557	1,103,469	1,043,758	1,098,929	1,118,196	1,075,314	1,120,300	1,074,631	1,012,371	12,485,468
2016	1,002,072	1,202,594	885,470	976,896	1,135,189	920,742	1,072,236	1,068,443	1,097,107	1,084,466	1,089,853	1,035,963	12,571,031
2017	1,047,642	1,291,007	966,327	987,020	1,129,225	1,051,411	1,166,069	1,105,701	1,088,135	1,111,557	1,088,240	1,018,661	13,050,995
2018	1,063,307	1,295,841	969,264	999,761	1,245,252	1,093,015	1,195,341	1,240,049	1,179,113	1,056,462	1,099,036	1,093,013	13,469,452
2019	1,162,181	1,323,467	1,043,677	1,027,608	1,205,192	1,190,014	1,258,250	1,257,197	1,140,531	1,243,134	1,155,335	1,157,926	14,164,513
2020	1,183,215	1,157,716	1,085,494	1,086,993	1,259,760	1,254,769	1,356,933	1,434,834	1,373,873	1,330,458	1,460,079	1,387,558	15,371,683
2021	1,384,300	1,648,283	1,323,761	1,149,770	1,663,928	1,570,489	1,526,745	1,567,875	1,457,964	1,442,486	1,461,326	1,472,039	17,668,967
2022	1,526,292	1,718,945	1,351,358	1,298,432	1,607,146	1,536,274	1,593,433	1,659,393	1,643,537	1,546,075	1,624,905	1,473,834	18,579,623
2023	1,552,955	1,810,466	1,448,484	1,417,543	1,698,816	1,536,274	1,593,433	1,659,393	1,643,537	1,546,075	1,624,905	1,473,834	910,657
Difference	26,663	91,521	97,127	119,111	91,670	(1,536,274)	(1,593,433)	(1,659,393)	(1,643,537)	(1,546,075)	(1,624,905)	(1,473,834)	910,657
	1.75%	5.32%	7.19%	9.17%	5.70%	-100.00%	-100.00%	-100.00%	-100.00%	-100.00%	-100.00%	-100.00%	5.15%

The chart below shows how the 3% sales tax above is allocated for 2022.

1% GF	517,652	603,489	482,828	472,514	566,272	0	0	0	0	0	0	0	2,642,755
1/8 Parks	64,706	75,436	60,354	59,064	70,784	0	0	0	0	0	0	0	330,344
3/8 Fire	194,119	226,308	181,061	177,193	212,352	0	0	0	0	0	0	0	991,033
4/8 Bond	258,826	301,744	241,414	236,257	283,136	0	0	0	0	0	0	0	1,321,377
Animal 10%	51,765	60,349	48,283	47,251	56,627	0	0	0	0	0	0	0	264,275
Parks 10%	51,765	60,349	48,283	47,251	56,627	0	0	0	0	0	0	0	264,275
Fire 2.5%	129,413	150,872	120,707	118,129	141,568	0	0	0	0	0	0	0	660,689
Police 25%	129,413	150,872	120,707	118,129	141,568	0	0	0	0	0	0	0	660,689
Street 30%	155,295	181,047	144,848	141,754	169,882	0	0	0	0	0	0	0	792,826
Total	1,552,955	1,810,466	1,448,484	1,417,543	1,698,816	0	0	0	0	0	0	0	7,928,264
Divided by 3	517,652	603,489	482,828	472,514	566,272	0	0	0	0	0	0	0	2,642,755
Budgeted at	525,834	525,834	525,834	525,834	525,834	525,834	525,834	525,834	525,834	525,834	525,834	525,834	6,310,008
Diff.	(8,182)	77,655	(43,006)	(53,320)	40,438	(525,834)	(525,834)	(525,834)	(525,834)	(525,834)	(525,834)	(525,834)	(3,667,253)

Placeholder *below \$65000 estimate needed divided by 12 for using 5,417 5,417 5,417 5,417 5,417 5,417 5,417 5,417 5,417 5,417 5,417 5,417 65,000

cover: Animal Control New Facility Design, \$65K over the year
 After Council approved unfunded Police and Fire Step increases at the 2/28/23 Council meeting this coverage will likely be used to cover any portion of that amount possible. If that is not possible please see the affect of removing that difference from our Savings, 15 days.



May 2023

Governmental Funds Cash Reserves

Updated 2/7/23

Funds:	120 days cash = \$6.5M	Days	Designated Divided into Depts	ACA 14-403-506
001	Gen Operating Acct	100		Liabilities/Donations
002	Sales Tax Fund	60		0
005	Designated Tax	32		Administration
		192		Animal Control
	Springhill Fire Department (see details below)	-3		Parks
	Emergency Telephone Service (See details below)	-10		Fire
	Rolled Expenses from 2022 (\$463K) Capital	-13		Police
	Parks Proj left fr. 2021 OAC and MP\$50K and Software Con \$88K	-4		GF Totals
	Fire and Police Unfunded Raises approved by Council 2/28/23	-15		1,753,269
		147		

Emergency Telephone Service	2023 Revenue (Act 001-0610-4650)	2023 Expenses (Act 001-0610-5650)	Current Balance as of this report ending date	Budgeted Stormwater Projects include:
Beginning Balance (as of January 1, 2023)	\$ 420,983	\$ 72,383	\$ 522,830	Dogwood
2023 Revenue (Act 001-0610-4650)	\$ 72,383	\$ (29,465)	\$ 522,830	Raintree
2023 Expenses (Act 001-0610-5650)	\$ (29,465)	\$ (29,465)	\$ 522,830	Northlake
Current Balance as of this report ending date	\$ 522,830	\$ 522,830	\$ 522,830	Feasibility Study

Two Part Time Dispatch at \$15K removed 4/18/23

New Position amount deducted manually, start March 19, 2018
 Updated paid thru 12/31/2022
 \$104K owed on Consoles PO 2021004685 \$ 418,830

Springhill Fire Department Summary

Beginning Balance (as of January 1, 2023)	\$ 219,351		
2023 Revenue (Act 001-0510-4152)	\$ 6,363		
2023 Expenses (Act 001-0510-5XXX all)	\$ 39,479		
Current Balance as of this report ending date	\$ 186,235		

Street Funds:

120 days cash = \$1.7M updated 2/7/23	Operating Acct	2,050,673	
080	Designated Tax	610,549	
005	Capital	2,661,221	188
	Stormwater Cap Cash	2,994,050	
515	Rolled Pos and Encumbrances	12,204	
	Difference	1,653,322	
		(1,641,119)	

Unfunded
 Cambridge
 Hilldale/Owen
 Crossing Loop
 Hanover
 Remington



Utility Cash Reserves

May 2023

Updated 2/15/23

120 days cash = \$1.65Mil

500
535/550

Water Fund	(1,199,317)
Impact Fee Funds	307,911
	-65

Reserved - Fixed Assets Infrastructure
Reserved - Fixed Assets

500-0900-5816
500-0900-5824

	3,535,695	257
	500,000	36
	4,035,695	142

Meter Funding still needing to be determined, part ARPA
Depreciation Expense Estimate

Difference	-207
------------	-------------

-21 a piece if averaged

Updated 2/15/23

120 days cash = \$1.88Mil

510
555

Wastewater Fund	427,352
Impact Fee Funds	(58,850)
	24

Manually removed obligated by Council 2/28/23 for Master plan

Reserved - Fixed Assets Infrastructure
Reserved - Fixed Assets Equipment
Reserved - Fixed Assets

510-0950-5816
510-0950-5810
510-0950-5824

	3,206,237	205
	360,638	23
	500,000	32
	4,066,875	144

Difference	-120
------------	-------------

	Pooled Cash GL 999	Pooled Cash Bank, 999	Balance Sheet Cash	End Bank Balances	Outstanding Checks and other	Outstanding Deposits
General Fund, 001*	5,420,024	15,373,414	5,421,024	15,260,824	84,083	196,673
Sales Tax Fund, 002	3,246,548		3,246,548			(1,000)
Franchise Fees, 003	4,141,162		4,141,162			0
Designated Tax Fund, 005	2,363,818		2,363,818			0
ARPA Investments, 007	0		1,284,995	1,284,995		0
Electronic Fund, 010	0		7,414	52,030	44,616	(0) \$31K is state w/h
Parks 1/8 Sales Tax, 045	338,960		338,960			0
Animal Control Donation, 020	58,838	(500)	59,338			0
Act 833 of 1991 Fire, 051	70,853		70,853			0
Fire 3/8 Sales Tax Fire, 055	731,409		731,409			0
Act 918 of 1983 Police, 061	51,648		51,648			0
Act 988 of 1991 Police, 062	33,907		33,907			0
Federal Drug Control PD, 066			29,256	29,256		0
State Drug Control PD, 068			23,127	23,127		0
Act 1256 of 1995 Court, 030	1	1		1		0
Act 1809 of 2001 Court, 031	73,749	73,749	73,749			0
Street Fund, 080	2,050,673	4,389,813	2,050,673	4,389,813		0
Street Bond 2023 Rev 182	0		0	0		0
Street Bond 2023 DSR 183	586,490		586,490	586,490		0
Street Bond 2016 DS, 185			222,656	222,656		0
Street Bond 2016 DSF, 186			328,322	328,322		0
Street Bond Construction, 187			1,463,544	2,827,570	1,364,026	0
Street Bond Constru 2023, 188	9,948,051		9,948,051	9,948,051		0
LT Govt Capital Assets, 090	0		0			0
2016 SU Bond Spc Red, 110	28,511		28,511	28,511		0
2016 SU Bond DSR, 113	742,409		742,409	742,409		0
2016 SU Bond Fund, 114	2,196,350		2,196,350	2,196,350		0
LT Govt Debt, 165	0		0			0
2022 Amend 78, 167			261,326	261,326		0
Advert&Promo Cash held, 700			20,846	20,846		0
Water Fund, 500*	(1,199,317)	315,908	(1,198,707)	336,582	23,159	(610) \$2485.84 dep from 9/9/22?
Wastewater Fund, 510	427,352	29,055	427,352	29,055		(0) \$8596.52 from 12/1 to 12/5/22 combined \$6110.68
Stormwater Cap Fund 515	12,204		12,204			0
Enterprise Depreciation 525	1,704,586		1,704,586			0
Sub Div Impact Fund 535	27,748		27,748			0
Water Impact Fund 550	280,163		280,163			0
Wastewater Impact Fund 555	273,326		273,326			0
2017 W/WW Bond, 604			126,299	126,299		0
2017 W/WW DSR, 606			266,816	266,816		0
Totals	20,107,651	20,107,691	37,646,174	38,961,330	1,515,884	199,159
						(1,609)

*Change Drawer amounts in Depts 120 and 200 of \$200 and depts 300 and 430 of \$300 equals \$1000 difference, and \$610 on fund 500

** The Shading above denotes the eight groups on the following eight pages of balance sheets, General Govt, Public Safety, Courts, Streets, Long Term Govt, Enter., E. Debt

Pickleball Courts - Still waiting to Expend and Close this acct.
Last bit to transfer to Parks

Pooled Cash Report

Bryant, AR
For the Period Ending 5/31/2023



ACCOUNT #	ACCOUNT NAME	BEGINNING BALANCE	CURRENT ACTIVITY	CURRENT BALANCE
-----------	--------------	-------------------	------------------	-----------------

CLAIM ON CASH

001-0000-1001	Claim on Cash	5,127,294.91	292,728.77	5,420,023.68
002-0000-1001	Claim on Cash	3,206,110.36	40,437.98	3,246,548.34
003-0000-1001	Claim on Cash	4,089,982.55	51,179.81	4,141,162.36
005-0000-1001	Claim on Cash	2,323,379.78	40,437.98	2,363,817.76
020-0000-1001	Claim on Cash	58,838.14	0.00	58,838.14
031-0000-1001	Claim on Cash	70,941.76	2,807.50	73,749.26
045-0000-1001	Claim on Cash	333,904.79	5,055.00	338,959.79
051-0000-1001	Claim on Cash	54,878.92	15,974.32	70,853.24
055-0000-1001	Claim on Cash	716,245.43	15,163.99	731,409.42
061-0000-1001	Claim on Cash	50,305.28	1,342.64	51,647.92
062-0000-1001	Claim on Cash	33,667.06	240.00	33,907.06
080-0000-1001	Claim on Cash	2,163,572.02	(112,899.36)	2,050,672.66
500-0000-1001	Claim on Cash	(1,251,613.77)	52,296.79	(1,199,316.98)
510-0000-1001	Claim on Cash	853,033.25	(425,681.62)	427,351.63
515-0000-1001	Claim on Cash	176,176.55	(163,972.88)	12,203.67
525-0000-1001	Claim on Cash	1,704,586.41	0.00	1,704,586.41
535-0000-1001	Claim on Cash	27,747.94	0.00	27,747.94
550-0000-1001	Claim on Cash	277,763.06	2,400.00	280,163.06
555-0000-1001	Claim on Cash	273,325.74	0.00	273,325.74
TOTAL CLAIM ON CASH				

TOTAL CLAIM ON CASH

20,290,140.18	(182,489.08)	20,107,651.10
---------------	--------------	---------------

CASH IN BANK

Cash in Bank

999-0000-1000	Cash General Fund	15,769,873.02	(396,458.56)	15,373,414.46
999-0000-1024	Cash Animal Control Donations	(500.00)	0.00	(500.00)
999-0000-1031	Cash Street Fund	4,175,568.61	214,244.33	4,389,812.94
999-0000-1032	Cash Revenue Water Fund	316,183.09	(274.85)	315,908.24
999-0000-1033	Cash Water Operating Fund	29,055.46	0.00	29,055.46
TOTAL: Cash in Bank				

TOTAL CASH IN BANK

20,290,180.18	(182,489.08)	20,107,691.10
---------------	--------------	---------------

DUE TO OTHER FUNDS

999-0000-2500	Due to Other Funds	20,290,180.18	(182,489.08)	20,107,691.10
---------------	--------------------	---------------	--------------	---------------

TOTAL DUE TO OTHER FUNDS

20,290,180.18	(182,489.08)	20,107,691.10
---------------	--------------	---------------

Claim on Cash
Cash in Bank
Difference

20,107,651.10	20,107,691.10	(40.00)
---------------	---------------	---------

Claim on Cash
Due To Other Funds
Difference

20,107,651.10	20,107,691.10	(40.00)
---------------	---------------	---------

Cash in Bank
Due To Other Funds
Difference

20,107,691.10	20,107,691.10	0.00
---------------	---------------	------

ACCOUNT #	ACCOUNT NAME	BEGINNING BALANCE	CURRENT ACTIVITY	CURRENT BALANCE
ACCOUNTS PAYABLE PENDING				
001-0000-2001	Accounts Payable Pending	328.00	(328.00)	0.00
002-0000-2001	Accounts Payable Pending	0.00	0.00	0.00
003-0000-2001	Accounts Payable Pending	0.00	0.00	0.00
005-0000-2001	Accounts Payable Pending	0.00	0.00	0.00
020-0000-2001	Accounts Payable Pending	0.00	0.00	0.00
031-0000-2001	Accounts Payable Pending	0.00	0.00	0.00
045-0000-2001	Accounts Payable Pending	0.00	0.00	0.00
051-0000-2001	Accounts Payable Pending	0.00	0.00	0.00
061-0000-2001	Accounts Payable Pending	0.00	0.00	0.00
062-0000-2001	Accounts Payable Pending	0.00	0.00	0.00
080-0000-2001	Accounts Payable Pending	0.00	0.00	0.00
500-0000-2001	Accounts Payable Pending	0.00	0.00	0.00
510-0000-2001	Accounts Payable Pending	0.00	0.00	0.00
515-0000-2001	Accounts Payable Pending	0.00	0.00	0.00
525-0000-2001	Accounts Payable Pending	0.00	0.00	0.00
535-0000-2001	Accounts Payable Pending	0.00	0.00	0.00
550-0000-2001	Accounts Payable Pending	0.00	0.00	0.00
555-0000-2001	Accounts Payable Pending	0.00	0.00	0.00
TOTAL ACCOUNTS PAYABLE PENDING				
		328.00	(328.00)	0.00
DUE FROM OTHER FUNDS				
999-0000-1551	Due From General Fund	(328.00)	328.00	0.00
999-0000-1552	Due From Sales Tax Fund	0.00	0.00	0.00
999-0000-1553	Due From Franchise Fees Fund	0.00	0.00	0.00
999-0000-1554	Due From Designated Tax Fund	0.00	0.00	0.00
999-0000-1555	Due From Animal Control Donation	0.00	0.00	0.00
999-0000-1556	Due From Act 1809 of 2001 Court Auto	0.00	0.00	0.00
999-0000-1557	Due From Park 1/8 SalesTax O & M	0.00	0.00	0.00
999-0000-1558	Due From Act 833 of 1991 Fire	0.00	0.00	0.00
999-0000-1559	Due From Fire 3/8 SalesTax	0.00	0.00	0.00
999-0000-1560	Due From Act 918 of 1983 Police	0.00	0.00	0.00
999-0000-1561	Due From Act 988 of 1991 Emerg Veh	0.00	0.00	0.00
999-0000-1562	Due From Street Fund	0.00	0.00	0.00
999-0000-1563	Due From Revenue Fund - Water & WW	0.00	0.00	0.00
999-0000-1564	Due From Water Operating Fund	0.00	0.00	0.00
999-0000-1565	Due From Stormwater Utility Fund	0.00	0.00	0.00
999-0000-1566	Due From Depreciation - WW	0.00	0.00	0.00
999-0000-1567	Due From Sub-Div Impact WW	0.00	0.00	0.00
999-0000-1568	Due From Impact - Water	0.00	0.00	0.00
999-0000-1569	Due From Impact - WW	0.00	0.00	0.00
TOTAL DUE FROM OTHER FUNDS				
		(328.00)	328.00	0.00
ACCOUNTS PAYABLE				
999-0000-2000	Accounts Payable	328.00	(328.00)	0.00
TOTAL ACCOUNTS PAYABLE				
		328.00	(328.00)	0.00
AP Pending				
		0.00		0.00
Due From Other Funds				
		0.00		0.00
Difference				
		0.00		0.00



Bryant, AR

Balance Sheet

Account Summary

AS Of 05/31/2023

Category	001 - General Fund	002 - Sales Tax Fund	003 - Franchise Fees Fund	005 - Designated Tax Fund	007 - Investment Account	010 - Electronic Tax	045 - Park 1/8 SalesTax O & M	Total
Asset								
A01 - Cash & Equivalents	5,421,023.68	3,246,548.34	4,141,162.36	2,363,817.76	1,284,995.29	7,413.76	338,959.79	16,803,920.98
A10 - Receivables	5,383.36	0.00	0.00	0.00	0.00	0.00	0.00	5,383.36
Total Asset:	5,426,407.04	3,246,548.34	4,141,162.36	2,363,817.76	1,284,995.29	7,413.76	338,959.79	16,809,304.34
Liability								
L01 - Current Liabilities	39,723.77	0.00	0.00	0.00	0.00	7,413.76	0.00	47,137.53
Total Liability:	39,723.77	0.00	0.00	0.00	0.00	7,413.76	0.00	47,137.53
Equity								
Q30 - Equity	5,967,526.05	3,232,963.68	3,808,152.22	2,350,233.10	2,122,972.15	0.00	337,260.46	17,819,107.66
Total Total Beginning Equity:	5,967,526.05	3,232,963.68	3,808,152.22	2,350,233.10	2,122,972.15	0.00	337,260.46	17,819,107.66
Total Revenue	7,421,098.20	2,642,754.66	671,606.08	2,642,754.66	3,150.49	0.00	330,344.33	13,711,708.42
Total Expense	8,001,940.98	2,629,170.00	338,595.94	2,629,170.00	841,127.35	0.00	328,645.00	14,768,649.27
Revenues Over/Under Expenses	-580,842.78	13,584.66	333,010.14	13,584.66	-837,976.86	0.00	1,699.33	-1,056,940.85
Total Equity and Current Surplus (Deficit):	5,386,683.27	3,246,548.34	4,141,162.36	2,363,817.76	1,284,995.29	0.00	338,959.79	16,762,166.81
Total Liabilities, Equity and Current Surplus (Deficit):	5,426,407.04	3,246,548.34	4,141,162.36	2,363,817.76	1,284,995.29	7,413.76	338,959.79	16,809,304.34



Bryant, AR

Balance Sheet

Account Summary

As Of 05/31/2023

Category	020 - Animal Control Donatio	051 - Act 833 of 1991 Fire	055 - Fire 3/8 SalesTax	061 - Act 918 of 1983 Police	062 - Act 988 of 1991 Emerg Veh	066 - Federal Drug Control	068 - State Drug Control	Total
Asset								
A01 - Cash & Equivalents	59,338.14	70,853.24	731,409.42	51,647.92	33,907.06	29,255.92	23,126.69	999,538.39
Total Asset:	59,338.14	70,853.24	731,409.42	51,647.92	33,907.06	29,255.92	23,126.69	999,538.39
Liability								
L01 - Current Liabilities	47,263.78	0.00	0.00	0.00	0.00	0.00	0.00	47,263.78
Total Liability:	47,263.78	0.00	0.00	0.00	0.00	0.00	0.00	47,263.78
Equity								
Q30 - Equity	13,058.78	92,240.22	726,316.45	51,252.04	32,810.89	29,254.97	23,125.93	968,059.28
Total Total Beginning Equity:	13,058.78	92,240.22	726,316.45	51,252.04	32,810.89	29,254.97	23,125.93	968,059.28
Total Revenue	0.00	15,974.32	991,032.97	6,713.20	1,096.17	0.95	0.76	1,014,818.37
Total Expense	984.42	37,361.30	985,940.00	6,317.32	0.00	0.00	0.00	1,030,603.04
Revenues Over/Under Expenses	-984.42	-21,386.98	5,092.97	395.88	1,096.17	0.95	0.76	-15,784.67
Total Equity and Current Surplus (Deficit):	12,074.36	70,853.24	731,409.42	51,647.92	33,907.06	29,255.92	23,126.69	952,274.61
Total Liabilities, Equity and Current Surplus (Deficit):	59,338.14	70,853.24	731,409.42	51,647.92	33,907.06	29,255.92	23,126.69	999,538.39




Bryant, AR

Balance Sheet Account Summary

As Of 05/31/2023

Category	030 - Act 1256 of 1995 Court	031 - Act 1809 of 2001 Court Auto	Total
Asset			
A01 - Cash & Equivalents	1.08	73,749.26	73,750.34
Total Asset:	1.08	73,749.26	73,750.34
Equity			
Q30 - Equity	1.08	70,200.16	70,201.24
Total Total Beginning Equity:	1.08	70,200.16	70,201.24
Total Revenue	109,407.40	14,943.50	124,350.90
Total Expense	109,407.40	11,394.40	120,801.80
Revenues Over/Under Expenses	0.00	3,549.10	3,549.10
Total Equity and Current Surplus (Deficit):	1.08	73,749.26	73,750.34
Total Liabilities, Equity and Current Surplus (Deficit):	1.08	73,749.26	73,750.34




Bryant, AR

Balance Sheet Account Summary

As Of 05/31/2023

Category	080 - Street Fun	182 - 2023 Improvement Revenue Bond Fund	183 - 2023 Street Bond DSR	185 - Street Bond 2016 DS	186 - Street Bond 2016 DSR	187 - 2016 Street Construction Fu	188 - 2023 Improvement Fund	Total
Asset								
A01 - Cash & Equivalents	2,050,672.66	0.00	586,490.00	222,656.10	328,322.04	1,463,543.75	9,948,051.01	14,599,735.56
A10 - Receivables	0.00	0.00	0.00	0.00	0.00	4,048,740.68	0.00	4,048,740.68
Total Asset:	2,050,672.66	0.00	586,490.00	222,656.10	328,322.04	5,512,284.43	9,948,051.01	18,648,476.24
Liability								
L01 - Current Liabilities	0.00	0.00	0.00	0.00	0.00	241,503.19	0.00	241,503.19
Total Liability:	0.00	0.00	0.00	0.00	0.00	241,503.19	0.00	241,503.19
Equity								
Q30 - Equity	2,557,926.24	0.00	0.00	459,035.17	324,793.75	3,453,349.31	0.00	6,795,104.47
Total Total Beginning Equity:	2,557,926.24	0.00	0.00	459,035.17	324,793.75	3,453,349.31	0.00	6,795,104.47
Total Revenue	1,675,699.35	0.00	586,490.00	271,259.46	5,633.58	2,073,051.42	9,948,051.01	14,560,184.82
Total Expense	2,182,952.93	0.00	0.00	507,638.53	2,105.29	255,619.49	0.00	2,948,316.24
Revenues Over/Under Expenses	-507,253.58	0.00	586,490.00	-236,379.07	3,528.29	1,817,431.93	9,948,051.01	11,611,868.58
Total Equity and Current Surplus (Deficit):	2,050,672.66	0.00	586,490.00	222,656.10	328,322.04	5,270,781.24	9,948,051.01	18,406,973.05
Total Liabilities, Equity and Current Surplus (Deficit):	2,050,672.66	0.00	586,490.00	222,656.10	328,322.04	5,512,284.43	9,948,051.01	18,648,476.24




Bryant, AR

Balance Sheet Account Summary

As Of 05/31/2023

Category	090 - Long Term Governmental Capital Asset Fund	113 - Debt Service Reserve Fund	114 - 2016 Bond Fund	110 - Special Redemp - 2016 Bond	165 - Long Term Governmental Debt Fund	167 - 2022 Amend 78	700 - A/P Tax Commission	Total
Asset								
A01 - Cash & Equivalents	0.00	742,409.38	2,196,349.53	28,511.32	0.00	261,326.35	20,846.07	3,249,442.65
A30 - Fixed Assets	40,933,158.75	0.00	0.00	0.00	0.00	0.00	0.00	40,933,158.75
A50 - Other Assets	0.00	0.00	0.00	0.00	3,828,898.24	0.00	0.00	3,828,898.24
Total Asset:	40,933,158.75	742,409.38	2,196,349.53	28,511.32	3,828,898.24	261,326.35	20,846.07	48,011,499.64
Liability								
L01 - Current Liabilities	0.00	0.00	59,153.00	0.00	0.00	0.00	0.00	59,153.00
L80 - Long Term Liabilities	0.00	0.00	0.00	0.00	47,538,428.59	0.00	0.00	47,538,428.59
Total Liability:	0.00	0.00	59,153.00	0.00	47,538,428.59	0.00	0.00	47,597,581.59
Equity								
Q30 - Equity	40,933,158.75	742,409.38	793,898.31	14,809.51	-43,709,530.35	301,526.35	233,654.64	-690,073.41
Total Total Beginning Equity:	40,933,158.75	742,409.38	793,898.31	14,809.51	-43,709,530.35	301,526.35	233,654.64	-690,073.41
Total Revenue	0.00	13,344.14	1,343,298.22	13,701.81	0.00	-40,200.00	89.47	1,330,233.64
Total Expense	0.00	13,344.14	0.00	0.00	0.00	0.00	212,898.04	226,242.18
Revenues Over/Under Expenses	0.00	0.00	1,343,298.22	13,701.81	0.00	-40,200.00	-212,808.57	1,103,991.46
Total Equity and Current Surplus (Deficit):	40,933,158.75	742,409.38	2,137,196.53	28,511.32	-43,709,530.35	261,326.35	20,846.07	413,918.05
Total Liabilities, Equity and Current Surplus (Deficit):	40,933,158.75	742,409.38	2,196,349.53	28,511.32	3,828,898.24	261,326.35	20,846.07	48,011,499.64



Bryant, AR

Balance Sheet

Account Summary

As Of 05/31/2023

Category	500 - Water Fun	510 - Wastewater Fun	515 - Stormwater Utili	525 - Depreciation - WW	535 - Sub-Div Impact WW	550 - Impact - Water	555 - Impact - WW	Total
Asset								
A01 - Cash & Equivalents	-1,198,706.98	427,351.63	12,203.67	1,704,586.41	27,747.94	280,163.06	273,325.74	1,526,671.47
A10 - Receivables	424,445.31	125,544.48	0.00	0.00	0.00	0.00	0.00	549,989.79
A30 - Fixed Assets	14,632,314.85	19,063,103.31	1,537,375.91	0.00	0.00	0.00	0.00	35,232,794.07
A50 - Other Assets	0.00	389,753.86	0.00	0.00	0.00	0.00	0.00	389,753.86
Total Asset:	13,858,053.18	20,005,753.28	1,549,579.58	1,704,586.41	27,747.94	280,163.06	273,325.74	37,699,209.19
Liability								
L01 - Current Liabilities	756,535.46	993,100.36	0.00	0.00	0.00	0.00	0.00	1,749,635.82
L80 - Long Term Liabilities	5,375,020.30	7,666,600.61	0.00	0.00	0.00	0.00	0.00	13,041,620.91
Total Liability:	6,131,555.76	8,659,700.97	0.00	0.00	0.00	0.00	0.00	14,791,256.73
Equity								
Q30 - Equity	10,196,476.03	11,583,716.74	2,451,911.53	1,549,934.31	27,747.94	274,163.06	273,325.74	26,357,275.35
Total Total Beginning Equity:	10,196,476.03	11,583,716.74	2,451,911.53	1,549,934.31	27,747.94	274,163.06	273,325.74	26,357,275.35
Total Revenue	4,089,740.12	1,737,022.22	992,451.28	154,652.10	0.00	6,000.00	0.00	6,979,865.72
Total Expense	6,559,718.73	1,974,686.65	1,894,783.23	0.00	0.00	0.00	0.00	10,429,188.61
Revenues Over/Under Expenses	-2,469,978.61	-237,664.43	-902,331.95	154,652.10	0.00	6,000.00	0.00	-3,449,322.89
Total Equity and Current Surplus (Deficit):	7,726,497.42	11,346,052.31	1,549,579.58	1,704,586.41	27,747.94	280,163.06	273,325.74	22,907,952.46
Total Liabilities, Equity and Current Surplus (Deficit):	13,858,053.18	20,005,753.28	1,549,579.58	1,704,586.41	27,747.94	280,163.06	273,325.74	37,699,209.19



Bryant, AR

Balance Sheet Account Summary

As Of 05/31/2023

Category	604 - W/WW Ref Rev 2017 Bd Fr	606 - W/WW Ref Rev Bonds 2017 DSR	Total
Asset			
A01 - Cash & Equivalents	126,299.04	266,815.81	393,114.85
Total Asset:	126,299.04	266,815.81	393,114.85
Liability			
L01 - Current Liabilities	-91,035.36	0.00	-91,035.36
Total Liability:	-91,035.36	0.00	-91,035.36
Equity			
Q30 - Equity	98,851.29	262,250.00	361,101.29
Total Total Beginning Equity:	98,851.29	262,250.00	361,101.29
Total Revenue	119,316.46	4,565.81	123,882.27
Total Expense	833.35	0.00	833.35
Revenues Over/Under Expenses	118,483.11	4,565.81	123,048.92
Total Equity and Current Surplus (Deficit):	217,334.40	266,815.81	484,150.21
Total Liabilities, Equity and Current Surplus (Deficit):	126,299.04	266,815.81	393,114.85



Bryant, AR

Budget Report Account Summary

For Fiscal: 2023 Period Ending: 05/31/2023

Fund: 001 - General Fund		Original	Current	Period	Fiscal	Encumbrances	Variance	
Department: 0100 - Administration		Total Budget	Total Budget	Activity	Activity		Favorable	
Revenue							(Unfavorable)	
Category: R15 - Taxes - Property							Remaining	
001-0100-4150	State Turnback	308,400.00	308,400.00	19,915.58	120,183.14	0.00	-188,216.86	61.03 %
001-0100-4151	Saline County Treasurer	564,000.00	564,000.00	94,288.51	212,628.09	0.00	-351,371.91	62.30 %
Category: R15 - Taxes - Property Total:		872,400.00	872,400.00	114,204.09	332,811.23	0.00	-539,588.77	61.85 %
Category: R60 - Miscellaneous Revenue								
001-0100-4600	Miscellaneous Revenue	1,000.00	1,000.00	0.00	33,644.86	0.00	32,644.86	3,364.49 %
Category: R60 - Miscellaneous Revenue Total:		1,000.00	1,000.00	0.00	33,644.86	0.00	32,644.86	3,264.49 %
Category: R62 - Intergovernmental Tsfrs								
001-0100-4627	Xfer from Sales Tax	6,310,008.00	6,310,008.00	525,834.00	2,629,170.00	0.00	-3,680,838.00	58.33 %
001-0100-4629	Xfer Franchise Tax	175,000.00	175,000.00	14,583.33	72,916.65	0.00	-102,083.35	58.33 %
Category: R62 - Intergovernmental Tsfrs Total:		6,485,008.00	6,485,008.00	540,417.33	2,702,086.65	0.00	-3,782,921.35	58.33 %
Category: R85 - Interest Revenue								
001-0100-4850	Interest Revenue	1,000.00	1,000.00	0.00	0.00	0.00	-1,000.00	100.00 %
Category: R85 - Interest Revenue Total:		1,000.00	1,000.00	0.00	0.00	0.00	-1,000.00	100.00 %
Revenue Total:		7,359,408.00	7,359,408.00	654,621.42	3,068,542.74	0.00	-4,290,865.26	58.30 %
Expense								
Category: E01 - Personnel Expense								
001-0100-5000	Salary Expense	1,027,681.78	970,045.78	74,368.74	405,522.88	0.00	564,522.90	58.20 %
001-0100-5001	Elected Off. 2009-24,2011-27	322,496.00	324,038.00	25,320.94	138,033.82	0.00	186,004.18	57.40 %
001-0100-5005	SWB Reimbursement	-1,372,373.00	-1,372,373.00	-114,364.43	-571,822.15	0.00	-800,550.85	58.33 %
001-0100-5010	Overtime Expense	5,000.00	5,000.00	381.56	3,420.77	0.00	1,579.23	31.58 %
001-0100-5020	FICA Expense	100,626.76	91,766.76	7,508.04	41,104.27	0.00	50,662.49	55.21 %
001-0100-5022	Unemployment Expense	960.00	960.00	0.00	329.36	0.00	630.64	65.69 %
001-0100-5025	Worker's Comp Expense	1,600.00	550.00	0.00	395.39	0.00	154.61	28.11 %
001-0100-5030	APERS Expense	207,001.05	189,383.05	15,005.93	82,383.05	0.00	107,000.00	56.50 %
001-0100-5040	Health Insurance Expense	168,005.28	147,903.28	10,567.02	56,852.78	0.00	91,050.50	61.56 %
001-0100-5042	Employee Assistance Program	4,000.00	4,000.00	0.00	1,971.76	0.00	2,028.24	50.71 %
001-0100-5050	Physical & Drug Screen Exp	800.00	800.00	0.00	0.00	0.00	800.00	100.00 %
001-0100-5054	Bring Your Own Device - Phone	300.00	300.00	25.00	125.00	0.00	175.00	58.33 %
001-0100-5055	Uniform Expense	500.00	500.00	0.00	0.00	0.00	500.00	100.00 %
001-0100-5057	Vehicle Allowance	6,000.00	6,000.00	461.52	2,538.36	0.00	3,461.64	57.69 %

Budget Report

For Fiscal: 2023 Period Ending: 05/31/2023

	Original Total Budget	Current Total Budget	Period Activity	Fiscal Activity	Encumbrances	Variance Favorable (Unfavorable)	Percent Remaining
001-0100-5060	25,700.00	25,700.00	1,413.40	5,288.42	0.00	20,411.58	79.42 %
001-0100-5062	9,706.00	9,706.00	600.00	600.00	0.00	9,106.00	93.82 %
001-0100-5063	1,000.00	1,000.00	0.00	0.00	0.00	1,000.00	100.00 %
001-0100-5065	100.00	100.00	0.00	0.00	0.00	100.00	100.00 %
Category: E01 - Personnel Expense Total:							
	509,103.87	405,379.87	21,287.72	166,743.71	0.00	238,636.16	58.87%
Category: E10 - Building & Grounds Exp							
001-0100-5102	5,000.00	14,383.77	147.12	14,778.60	0.00	-394.83	-2.74 %
001-0100-5104	5,500.00	5,500.00	700.00	1,750.00	1,400.00	2,350.00	42.73 %
001-0100-5110	8,400.00	8,400.00	452.17	2,142.26	0.00	6,257.74	74.50 %
001-0100-5111	1,000.00	1,000.00	18.86	961.92	0.00	38.08	3.81 %
001-0100-5112	750.00	750.00	64.88	359.38	0.00	390.62	52.08 %
001-0100-5115	8,640.24	8,640.24	408.96	3,463.80	2,280.00	2,896.44	33.52 %
001-0100-5116	7,440.00	7,440.00	656.43	3,343.26	1,240.00	2,856.74	38.40 %
001-0100-5120	4,136.00	4,136.00	0.00	0.00	0.00	4,136.00	100.00 %
001-0100-5130	1,080.00	1,080.00	87.42	457.80	0.00	622.20	57.61 %
001-0100-5142	4,500.00	4,500.00	0.00	3,398.45	354.75	746.80	16.60 %
001-0100-5145	1,000.00	1,000.00	0.00	0.00	0.00	1,000.00	100.00 %
Category: E10 - Building & Grounds Exp Total:							
	47,446.24	56,830.01	2,535.84	30,655.47	5,274.75	20,899.79	36.78%
Category: E20 - Vehicle Expense							
001-0100-5200	1,500.00	1,500.00	100.02	1,135.97	50.00	314.03	20.94 %
001-0100-5212	1,000.00	1,000.00	0.00	69.72	0.00	930.28	93.03 %
001-0100-5225	1,500.00	1,150.00	0.00	0.00	0.00	1,150.00	100.00 %
Category: E20 - Vehicle Expense Total:							
	4,000.00	3,650.00	100.02	1,205.69	50.00	2,394.31	65.60%
Category: E30 - Supply Expense							
001-0100-5300	4,500.00	4,500.00	195.60	2,434.05	440.00	1,625.95	36.13 %
001-0100-5334	2,000.00	2,000.00	0.00	0.00	0.00	2,000.00	100.00 %
001-0100-5350	1,400.00	1,400.00	-158.10	908.07	125.00	366.93	26.21 %
Category: E30 - Supply Expense Total:							
	7,900.00	7,900.00	37.50	3,342.12	565.00	3,992.88	50.54%
Category: E40 - Operations Expense							
001-0100-5480	76,212.00	76,212.00	1,996.57	3,069.69	0.00	73,142.31	95.97 %
001-0100-5505	13,500.00	13,500.00	4,334.08	4,620.97	0.00	8,879.03	65.77 %
001-0100-5506	7,100.00	7,100.00	0.00	356.94	0.00	6,743.06	94.97 %
001-0100-5510	500.00	500.00	0.00	0.00	0.00	500.00	100.00 %
001-0100-5535	2,500.00	2,500.00	82.00	219.00	0.00	2,281.00	91.24 %
Category: E40 - Operations Expense Total:							
	99,812.00	99,812.00	6,412.65	8,266.60	0.00	91,545.40	91.72%
Category: E55 - Professional Services							
001-0100-5550	12,750.00	12,750.00	0.00	0.00	0.00	12,750.00	100.00 %
001-0100-5553	7,500.00	7,500.00	0.00	198.75	0.00	7,301.25	97.35 %
001-0100-5583	12,000.00	12,000.00	0.00	468.28	2,000.00	9,531.72	79.43 %
001-0100-5586	61,440.00	61,440.00	0.00	15,999.29	13,419.78	32,020.93	52.12 %

	Original Total Budget	Current Total Budget	Period Activity	Fiscal Activity	Encumbrances	Variance Favorable (Unfavorable)	Percent Remaining
001-0100-5588	2,500.00	2,500.00	0.00	0.00	0.00	2,500.00	100.00 %
001-0100-5589	100.00	100.00	0.00	0.00	0.00	100.00	100.00 %
Category: E55 - Professional Services Total:							
	96,290.00	96,290.00	0.00	16,666.32	15,419.78	64,203.90	66.68%
Category: E60 - Miscellaneous Expense							
001-0100-5600	100.00	100.00	244.40	810.87	0.00	-710.87	-710.87 %
001-0100-5608	14,520.00	14,520.00	0.00	1,155.87	0.00	13,364.13	92.04 %
Category: E60 - Miscellaneous Expense Total:							
	14,620.00	14,620.00	244.40	1,966.74	0.00	12,653.26	86.55%
Category: E68 - Donation Expense							
001-0100-5680	50,000.00	50,000.00	0.00	25,000.00	0.00	25,000.00	50.00 %
001-0100-5681	30,000.00	35,000.00	0.00	19,914.96	0.00	15,085.04	43.10 %
001-0100-5682	10,000.00	10,000.00	0.00	0.00	0.00	10,000.00	100.00 %
Category: E68 - Donation Expense Total:							
	90,000.00	95,000.00	0.00	44,914.96	0.00	50,085.04	52.72%
Expense Total:							
	869,172.11	779,481.88	30,618.13	273,761.61	21,309.53	484,410.74	62.15%
Department: 0100 - Administration Surplus (Deficit):							
	6,490,235.89	6,579,926.12	624,003.29	2,794,781.13	-21,309.53	-3,806,454.52	57.85%
Department: 0110 - Information Technology Expense							
Category: E01 - Personnel Expense							
001-0110-5060	6,000.00	6,000.00	0.00	0.00	0.00	6,000.00	100.00 %
Category: E01 - Personnel Expense Total:							
	6,000.00	6,000.00	0.00	0.00	0.00	6,000.00	100.00%
Category: E60 - Miscellaneous Expense							
001-0110-5604	36,500.00	36,500.00	24,000.00	35,032.05	0.00	1,467.95	4.02 %
001-0110-5606	25,000.00	25,000.00	243.67	1,391.33	0.00	23,608.67	94.43 %
001-0110-5608	86,075.00	86,075.00	6,937.37	32,042.25	33,827.67	20,205.08	23.47 %
001-0110-5610	8,000.00	8,000.00	12,595.17	49,190.10	700.00	-41,890.10	-523.63 %
001-0110-5612	1,000.00	1,000.00	0.00	28.00	0.00	972.00	97.20 %
001-0110-5614	22,800.00	22,800.00	2,447.72	12,043.67	1,500.00	9,256.33	40.60 %
Category: E60 - Miscellaneous Expense Total:							
	179,375.00	179,375.00	46,223.93	129,727.40	36,027.67	13,619.93	7.59%
Category: E80 - Fixed Assets							
001-0110-5808	0.00	35,000.00	0.00	30,000.00	0.00	5,000.00	14.29 %
001-0110-5810	0.00	66,497.09	0.00	0.00	66,497.09	0.00	0.00 %
Category: E80 - Fixed Assets Total:							
	0.00	101,497.09	0.00	30,000.00	66,497.09	5,000.00	4.93%
Expense Total:							
	185,375.00	286,872.09	46,223.93	159,727.40	102,524.76	24,619.93	8.58%
Department: 0110 - Information Technology Total:							
	185,375.00	286,872.09	46,223.93	159,727.40	102,524.76	24,619.93	8.58%
Department: 0120 - Planning & Development Revenue							
Category: R10 - Taxes - Sales							
001-0120-4656	90,000.00	90,000.00	12,131.16	57,784.19	0.00	-32,215.81	35.80 %
Category: R10 - Taxes - Sales Total:							
	90,000.00	90,000.00	12,131.16	57,784.19	0.00	-32,215.81	35.80%

	Original Total Budget	Current Total Budget	Period Activity	Fiscal Activity	Encumbrances	Variance Favorable (Unfavorable)	Percent Remaining
Category: R20 - Licenses Permits & Fees							
001-0120-4200	10,000.00	10,000.00	1,011.74	3,756.30	0.00	-6,243.70	62.44 %
001-0120-4206	3,000.00	3,000.00	370.00	910.00	0.00	-2,090.00	69.67 %
001-0120-4208	150,000.00	150,000.00	6,825.00	57,193.75	0.00	-92,806.25	61.87 %
001-0120-4210	6,500.00	6,500.00	2,462.40	6,403.80	0.00	-96.20	1.48 %
001-0120-4214	90,000.00	90,000.00	7,974.20	37,301.28	0.00	-52,698.72	58.55 %
001-0120-4220	50,000.00	50,000.00	3,962.14	26,553.83	0.00	-23,446.17	46.89 %
001-0120-4226	5,000.00	5,000.00	100.00	700.00	0.00	-4,300.00	86.00 %
001-0120-4228	60,000.00	60,000.00	810.00	5,223.00	0.00	-54,777.00	91.30 %
001-0120-4230	3,000.00	3,000.00	390.00	1,839.00	0.00	-1,161.00	38.70 %
001-0120-4232	50,000.00	50,000.00	3,579.76	15,010.42	0.00	-34,989.58	69.98 %
001-0120-4234	5,000.00	5,000.00	1,155.00	4,060.00	0.00	-940.00	18.80 %
001-0120-4236	40,000.00	40,000.00	3,099.08	16,611.88	0.00	-23,388.12	58.47 %
001-0120-4238	3,500.00	3,500.00	350.00	2,635.88	0.00	-864.12	24.69 %
001-0120-4240	250.00	250.00	0.00	0.00	0.00	-250.00	100.00 %
001-0120-4242	6,500.00	6,500.00	1,035.00	7,205.00	0.00	705.00	110.85 %
001-0120-4244	0.00	0.00	75.00	255.00	0.00	255.00	0.00 %
001-0120-4248	4,000.00	4,000.00	80.00	1,268.34	0.00	-2,731.66	68.29 %
001-0120-4250	4,500.00	4,500.00	440.00	1,388.00	0.00	-3,112.00	69.16 %
001-0120-4256	6,000.00	6,000.00	0.00	75.00	0.00	-5,925.00	98.75 %
001-0120-4258	30,000.00	30,000.00	0.00	1,625.00	0.00	-28,375.00	94.58 %
	527,250.00	527,250.00	33,719.32	190,015.48	0.00	-337,234.52	63.96%
Category: R20 - Licenses Permits & Fees Total:							
Category: R60 - Miscellaneous Revenue							
001-0120-4600	0.00	0.00	100.00	100.00	0.00	100.00	0.00 %
	0.00	0.00	100.00	100.00	0.00	100.00	0.00%
Category: R60 - Miscellaneous Revenue Total:							
Revenue Total:							
	617,250.00	617,250.00	45,950.48	247,899.67	0.00	-369,350.33	59.84%
Expense							
Category: E01 - Personnel Expense							
001-0120-5000	407,986.68	407,986.68	31,584.95	170,886.24	0.00	237,100.44	58.11 %
001-0120-5010	1,500.00	1,500.00	0.00	0.00	0.00	1,500.00	100.00 %
001-0120-5020	31,325.74	31,325.74	2,364.98	12,816.01	0.00	18,509.73	59.09 %
001-0120-5022	420.00	420.00	0.00	147.83	0.00	272.17	64.80 %
001-0120-5025	0.00	1,050.00	0.00	1,025.45	0.00	24.55	2.34 %
001-0120-5030	60,849.00	60,849.00	4,681.78	25,394.58	0.00	35,454.42	58.27 %
001-0120-5040	70,092.49	70,092.49	5,518.18	29,575.22	0.00	40,517.27	57.81 %
001-0120-5050	150.00	150.00	0.00	0.00	0.00	150.00	100.00 %
001-0120-5055	2,000.00	2,000.00	0.00	179.38	0.00	1,820.62	91.03 %
001-0120-5060	12,500.00	12,500.00	562.00	4,196.41	65.00	8,238.59	65.91 %
	586,823.91	587,873.91	44,711.89	244,221.12	65.00	343,587.79	58.45%
Category: E01 - Personnel Expense Total:							

Budget Report

For Fiscal: 2023 Period Ending: 05/31/2023

	Original Total Budget	Current Total Budget	Period Activity	Fiscal Activity	Encumbrances	Variance Favorable (Unfavorable) Remaining	Percent Remaining
Category: E10 - Building & Grounds Exp							
001-0120-5110	1,320.00	1,320.00	113.04	535.57	0.00	784.43	59.43 %
001-0120-5111	240.00	240.00	4.71	240.48	0.00	-0.48	-0.20 %
001-0120-5112	200.00	200.00	16.22	90.03	0.00	109.97	54.99 %
001-0120-5115	1,200.00	1,200.00	0.00	496.00	750.00	-46.00	-3.83 %
001-0120-5116	5,160.00	5,160.00	318.16	1,613.52	650.00	2,896.48	56.13 %
001-0120-5120	320.00	320.00	0.00	0.00	0.00	320.00	100.00 %
001-0120-5130	265.00	265.00	21.56	107.80	0.00	157.20	59.32 %
Category: E10 - Building & Grounds Exp Total:							
	8,705.00	8,705.00	473.69	3,083.40	1,400.00	4,221.60	48.50%
Category: E20 - Vehicle Expense							
001-0120-5200	9,000.00	9,000.00	535.09	2,566.05	0.00	6,433.95	71.49 %
001-0120-5210	1,000.00	1,000.00	433.68	529.18	0.00	470.82	47.08 %
001-0120-5225	2,400.00	2,093.01	0.00	1,110.41	0.00	982.60	46.95 %
Category: E20 - Vehicle Expense Total:							
	12,400.00	12,093.01	968.77	4,205.64	0.00	7,887.37	65.22%
Category: E30 - Supply Expense							
001-0120-5300	2,500.00	2,500.00	78.72	661.15	0.00	1,838.85	73.55 %
001-0120-5350	2,000.00	2,000.00	9.30	199.26	125.00	1,675.74	83.79 %
Category: E30 - Supply Expense Total:							
	4,500.00	4,500.00	88.02	860.41	125.00	3,514.59	78.10%
Category: E40 - Operations Expense							
001-0120-5405	10,000.00	10,000.00	142.50	2,013.80	833.00	7,153.20	71.53 %
001-0120-5475	12,300.00	12,300.00	30.88	661.65	0.00	11,638.35	94.62 %
001-0120-5480	23,000.00	23,000.00	0.00	19,628.00	0.00	3,372.00	14.66 %
Category: E40 - Operations Expense Total:							
	45,300.00	45,300.00	173.38	22,303.45	833.00	22,163.55	48.93%
Category: E55 - Professional Services							
001-0120-5553	2,000.00	2,000.00	35.70	35.70	0.00	1,964.30	98.22 %
001-0120-5560	5,000.00	5,000.00	0.00	15.00	0.00	4,985.00	99.70 %
001-0120-5568	17,000.00	17,000.00	3,510.00	12,600.00	2,800.00	1,600.00	94.11 %
001-0120-5571	30,000.00	30,000.00	0.00	265.65	0.00	29,734.35	99.11 %
001-0120-5574	3,000.00	3,000.00	0.00	0.00	0.00	3,000.00	100.00 %
001-0120-5589	700.00	700.00	170.31	170.31	0.00	529.69	75.67 %
Category: E55 - Professional Services Total:							
	57,700.00	57,700.00	3,716.01	13,086.66	2,800.00	41,813.34	72.47%
Category: E60 - Miscellaneous Expense							
001-0120-5600	5,000.00	5,000.00	0.00	244.20	0.00	4,755.80	95.12 %
001-0120-5608	25,000.00	25,000.00	0.00	1,020.62	527.50	23,451.88	93.81 %
Category: E60 - Miscellaneous Expense Total:							
	30,000.00	30,000.00	0.00	1,264.82	527.50	28,207.68	94.03%
Category: E80 - Fixed Assets							
001-0120-5808	12,650.00	12,650.00	1,181.33	5,906.65	0.00	6,743.35	53.31 %
Category: E80 - Fixed Assets Total:							
	12,650.00	12,650.00	1,181.33	5,906.65	0.00	6,743.35	53.31%

Budget Report

For Fiscal: 2023 Period Ending: 05/31/2023

	Original Total Budget	Current Total Budget	Period Activity	Fiscal Activity	Encumbrances	Variance Favorable (Unfavorable)	Percent Remaining
Category: E85 - Interest Expense							
Interest Expense	300.00	300.00	0.00	0.00	0.00	300.00	100.00 %
Category: E85 - Interest Expense Total:	300.00	300.00	0.00	0.00	0.00	300.00	100.00%
Expense Total:	758,378.91	759,121.92	51,313.09	294,932.15	5,750.50	458,439.27	60.39%
Department: 0120 - Planning & Development Surplus (Deficit):	-141,128.91	-141,871.92	-5,362.61	-47,032.48	-5,750.50	89,088.94	62.80%
Department: 0160 - Engineering Expense							
Category: E01 - Personnel Expense							
Worker's Comp Expense	4,135.00	735.00	0.00	706.71	0.00	28.29	3.85 %
Uniform Expense	2,000.00	2,000.00	147.61	375.71	0.00	1,624.29	81.21 %
Travel & Training Expense	5,000.00	5,000.00	0.00	1,620.00	0.00	3,380.00	67.60 %
Category: E01 - Personnel Expense Total:	11,135.00	7,735.00	147.61	2,702.42	0.00	5,032.58	65.06%
Category: E10 - Building & Grounds Exp							
Communication Exp - Cellular	2,300.00	2,300.00	178.42	892.60	360.00	1,047.40	45.54 %
Category: E10 - Building & Grounds Exp Total:	2,300.00	2,300.00	178.42	892.60	360.00	1,047.40	45.54%
Category: E20 - Vehicle Expense							
Fuel Expense	7,500.00	7,500.00	789.11	4,152.50	0.00	3,347.50	44.63 %
Service & Repair - Vehicle	1,200.00	1,200.00	226.09	790.96	0.00	409.04	34.09 %
Insurance Expense - Vehicle	1,700.00	1,913.23	0.00	1,904.81	0.00	8.42	0.44 %
Category: E20 - Vehicle Expense Total:	10,400.00	10,613.23	1,015.20	6,848.27	0.00	3,764.96	35.47%
Category: E30 - Supply Expense							
Supplies - Operating	5,000.00	5,000.00	238.98	1,097.05	0.00	3,902.95	78.06 %
Category: E30 - Supply Expense Total:	5,000.00	5,000.00	238.98	1,097.05	0.00	3,902.95	78.06%
Category: E60 - Miscellaneous Expense							
Hardware - New & Renewals	5,000.00	5,000.00	0.00	0.00	0.00	5,000.00	100.00 %
Software - New & Renewals	5,650.00	5,650.00	0.00	0.00	0.00	5,650.00	100.00 %
Category: E60 - Miscellaneous Expense Total:	10,650.00	10,650.00	0.00	0.00	0.00	10,650.00	100.00%
Category: E80 - Fixed Assets							
Capital Assets - Vehicles	19,000.00	19,000.00	1,611.72	8,058.60	0.00	10,941.40	57.59 %
Category: E80 - Fixed Assets Total:	19,000.00	19,000.00	1,611.72	8,058.60	0.00	10,941.40	57.59%
Category: E85 - Interest Expense							
Interest Expense	300.00	300.00	0.00	0.00	0.00	300.00	100.00 %
Category: E85 - Interest Expense Total:	300.00	300.00	0.00	0.00	0.00	300.00	100.00%
Expense Total:	58,785.00	55,598.23	3,191.93	19,598.94	360.00	35,639.29	64.10%
Department: 0160 - Engineering Total:	58,785.00	55,598.23	3,191.93	19,598.94	360.00	35,639.29	64.10%

Budget Report

For Fiscal: 2023 Period Ending: 05/31/2023

	Original Total Budget	Current Total Budget	Period Activity	Fiscal Activity	Encumbrances	Variance Favorable (Unfavorable) Remaining	Percent Remaining
Department: 0200 - Animal Control							
Revenue							
Category: R20 - Licenses Permits & Fees							
001-0200-4202	5,500.00	5,500.00	210.00	1,420.00	0.00	-4,080.00	74.18 %
001-0200-4222	8,000.00	8,000.00	715.00	3,668.22	0.00	-4,331.78	54.15 %
001-0200-4224	3,500.00	3,500.00	155.00	1,200.00	0.00	-2,300.00	65.71 %
001-0200-4246	12,500.00	12,500.00	585.00	3,720.00	0.00	-8,780.00	70.24 %
Category: R20 - Licenses Permits & Fees Total:	29,500.00	29,500.00	1,665.00	10,008.22	0.00	-19,491.78	66.07%
Category: R40 - Fines & Forfeitures							
001-0200-4420	6,000.00	6,000.00	1,180.00	5,926.20	0.00	-73.80	1.23 %
Category: R40 - Fines & Forfeitures Total:	6,000.00	6,000.00	1,180.00	5,926.20	0.00	-73.80	1.23%
Category: R62 - Intergovernmental Tsfrs							
001-0200-4627	631,002.00	631,002.00	52,583.00	262,915.00	0.00	-368,087.00	58.33 %
Category: R62 - Intergovernmental Tsfrs Total:	631,002.00	631,002.00	52,583.00	262,915.00	0.00	-368,087.00	58.33%
Revenue Total:							
	666,502.00	666,502.00	55,428.00	278,849.42	0.00	-387,652.58	58.16%
Expense							
Category: E01 - Personnel Expense							
001-0200-5000	359,527.79	359,527.79	22,763.45	119,120.25	0.00	240,407.54	66.87 %
001-0200-5005	107,426.00	107,426.00	8,952.17	44,760.85	0.00	62,665.15	58.33 %
001-0200-5010	12,000.00	12,000.00	2,026.56	5,367.19	0.00	6,632.81	55.27 %
001-0200-5020	28,421.47	28,421.47	1,834.16	9,202.90	0.00	19,218.57	67.62 %
001-0200-5022	576.00	576.00	9.04	150.03	0.00	425.97	73.95 %
001-0200-5025	1,900.00	2,700.00	0.00	2,698.03	0.00	1.97	0.07 %
001-0200-5030	56,611.66	56,611.66	3,797.82	18,905.68	0.00	37,705.98	66.60 %
001-0200-5040	81,998.40	81,998.40	5,009.84	23,560.96	0.00	58,437.44	71.27 %
001-0200-5050	500.00	500.00	173.22	313.02	0.00	186.98	37.40 %
001-0200-5055	5,000.00	5,000.00	945.30	2,017.78	225.79	2,756.43	55.13 %
001-0200-5060	11,000.00	11,000.00	-45.90	1,927.03	410.00	8,662.97	78.75 %
001-0200-5065	200.00	200.00	0.00	0.00	0.00	200.00	100.00 %
Category: E01 - Personnel Expense Total:	665,161.32	665,961.32	45,465.66	228,023.72	635.79	437,301.81	65.66%
Category: E10 - Building & Grounds Exp							
001-0200-5102	5,000.00	5,000.00	2,291.88	2,959.99	34.09	2,005.92	40.12 %
001-0200-5104	8,320.00	8,320.00	432.13	710.58	874.91	6,734.51	80.94 %
001-0200-5110	10,000.00	10,000.00	568.84	3,892.52	0.00	6,107.48	61.07 %
001-0200-5111	480.00	480.00	12.15	319.76	0.00	160.24	33.38 %
001-0200-5112	500.00	500.00	43.18	238.20	0.00	261.80	52.36 %
001-0200-5115	9,500.00	9,500.00	540.41	3,610.05	1,380.00	4,509.95	47.47 %
001-0200-5116	4,400.00	4,400.00	272.48	1,431.81	470.00	2,538.19	57.17 %
001-0200-5120	956.00	956.00	0.00	0.00	0.00	956.00	100.00 %
001-0200-5130	1,500.00	1,500.00	125.41	627.91	0.00	872.09	58.14 %

Budget Report

For Fiscal: 2023 Period Ending: 05/31/2023

	Original Total Budget	Current Total Budget	Period Activity	Fiscal Activity	Encumbrances	Variance Favorable (Unfavorable)	Percent Remaining
Supplies - B&G	500.00	500.00	0.00	85.43	0.00	414.57	82.91 %
Janitorial Supplies and Main Tools	4,000.00	4,000.00	593.39	1,419.70	625.39	1,954.91	48.87 %
	1,500.00	1,500.00	693.69	1,235.56	415.25	-150.81	-10.05 %
Category: E10 - Building & Grounds Exp Total:	46,696.00	46,696.00	5,573.56	16,531.51	3,799.64	26,364.85	56.46%
Category: E20 - Vehicle Expense							
Fuel Expense	4,500.00	4,500.00	616.20	2,887.62	0.00	1,612.38	35.83 %
Service & Repair - Vehicle	8,700.00	8,700.00	0.00	1,225.87	38.75	7,435.38	85.46 %
Insurance Expense - Vehicle	1,205.90	1,555.90	0.00	1,524.59	0.00	31.31	2.01 %
Category: E20 - Vehicle Expense Total:	14,405.90	14,755.90	616.20	5,638.08	38.75	9,079.07	61.53%
Category: E30 - Supply Expense							
Supplies - Office	1,200.00	1,200.00	211.29	645.62	71.73	482.65	40.22 %
Supplies - Kitchen	350.00	350.00	0.00	36.60	103.57	209.83	59.95 %
Supplies - Food Allowance	1,000.00	1,000.00	0.00	126.65	0.00	873.35	87.34 %
Supplies - Operating	9,300.00	9,300.00	198.39	681.02	93.77	8,525.21	91.67 %
Postage Expense	100.00	100.00	0.00	174.78	125.00	-199.78	-199.78 %
Medicine Expense	9,000.00	9,137.34	2,146.62	4,687.16	681.15	3,769.03	41.25 %
Spay & Neuter Vouchers	1,000.00	1,000.00	0.00	0.00	0.00	1,000.00	100.00 %
Category: E30 - Supply Expense Total:	21,950.00	22,087.34	2,556.30	6,351.83	1,075.22	14,660.29	66.37%
Category: E40 - Operations Expense							
Credit Card Fees	3,120.00	3,120.00	80.44	578.04	0.00	2,541.96	81.47 %
Dues & Subscriptions	825.00	825.00	0.00	522.53	0.00	302.47	36.66 %
Category: E40 - Operations Expense Total:	3,945.00	3,945.00	80.44	1,100.57	0.00	2,844.43	72.10%
Category: E55 - Professional Services							
Prof Services - Incineration & Disp	4,000.00	4,000.00	567.00	2,127.00	0.00	1,873.00	46.83 %
Prof Services - Printing	1,000.00	1,000.00	0.00	669.66	0.00	330.34	33.03 %
Prof Services - Veterinarian	25,000.00	25,000.00	1,959.70	5,859.93	1,850.00	17,290.07	69.16 %
Prof Services - Animal Care	5,000.00	5,000.00	214.13	1,103.34	255.03	3,641.63	72.83 %
Category: E55 - Professional Services Total:	35,000.00	35,000.00	2,740.83	9,759.93	2,105.03	23,135.04	66.10%
Category: E60 - Miscellaneous Expense							
Miscellaneous Expense	1,000.00	1,000.00	0.00	30.00	0.00	970.00	97.00 %
Hardware - New & Renewals	1,500.00	1,500.00	0.00	0.00	0.00	1,500.00	100.00 %
Software - New & Renewals	1,500.00	1,500.00	0.00	1,167.87	0.00	332.13	22.14 %
Category: E60 - Miscellaneous Expense Total:	4,000.00	4,000.00	0.00	1,197.87	0.00	2,802.13	70.05%
Category: E72 - Bond Expense							
Principal on Loans	7,680.00	7,680.00	648.63	3,232.04	0.00	4,447.96	57.92 %
Category: E72 - Bond Expense Total:	7,680.00	7,680.00	648.63	3,232.04	0.00	4,447.96	57.92%
Category: E80 - Fixed Assets							
Cap Assets - Vehicles	0.00	60,000.00	535.61	61,337.13	0.00	-1,337.13	-2.23 %
Category: E80 - Fixed Assets Total:	0.00	60,000.00	535.61	61,337.13	0.00	-1,337.13	-2.23%

Budget Report

For Fiscal: 2023 Period Ending: 05/31/2023

	Original Total Budget	Current Total Budget	Period Activity	Fiscal Activity	Encumbrances	Variance Favorable (Unfavorable) Remaining	Percent Remaining
Category: E85 - Interest Expense							
Interest Expense	780.00	780.00	54.45	283.36	0.00	496.64	63.67 %
Category: E85 - Interest Expense Total:	780.00	780.00	54.45	283.36	0.00	496.64	63.67%
Department: 0200 - Animal Control Surplus (Deficit):	-133,116.22	-194,403.56	-2,843.68	-54,606.62	-7,654.43	519,795.09	60.38%
Department: 0300 - Court Revenue							
Category: R40 - Fines & Forfeitures							
Act 316 of 1991 Revenue	200.00	200.00	18.12	90.60	0.00	-109.40	54.70 %
City Attorney Reim	26,000.00	26,000.00	2,190.68	10,953.40	0.00	-15,046.60	57.87 %
Court Fines	400,000.00	400,000.00	28,824.21	111,867.21	0.00	-288,132.79	72.03 %
District Court Reim	14,000.00	14,000.00	1,181.04	5,905.20	0.00	-8,094.80	57.82 %
Judge Retirement Reim	4,700.00	4,700.00	394.84	1,974.20	0.00	-2,725.80	58.00 %
Ordinance 89-15 Revenue	23,000.00	23,000.00	1,966.60	9,833.00	0.00	-13,167.00	57.25 %
Warrant Fees	65,000.00	65,000.00	2,615.45	47,882.15	0.00	-17,117.85	26.34 %
Category: R40 - Fines & Forfeitures Total:	532,900.00	532,900.00	37,190.94	188,505.76	0.00	-344,394.24	64.63%
Category: R60 - Miscellaneous Revenue							
Miscellaneous Revenue	50,520.00	50,520.00	2,269.09	17,384.19	0.00	-33,135.81	65.59 %
Category: R60 - Miscellaneous Revenue Total:	50,520.00	50,520.00	2,269.09	17,384.19	0.00	-33,135.81	65.59%
Category: R64 - Reimbursement							
Reimbursement RevSaline County	160,000.00	160,000.00	0.00	55,466.33	0.00	-104,533.67	65.33 %
Category: R64 - Reimbursement Total:	160,000.00	160,000.00	0.00	55,466.33	0.00	-104,533.67	65.33%
Revenue Total:	743,420.00	743,420.00	39,460.03	261,356.28	0.00	-482,063.72	64.84%
Expense							
Category: E01 - Personnel Expense							
Salary Expense	313,669.24	313,669.24	23,975.21	131,503.53	0.00	182,165.71	58.08 %
Overtime Expense	500.00	500.00	0.00	36.20	0.00	463.80	92.76 %
FICA Expense	24,033.95	24,033.95	1,763.49	9,709.71	0.00	14,324.24	59.60 %
Unemployment Expense	420.00	420.00	0.00	153.67	0.00	266.33	63.41 %
Worker's Comp Expense	1,300.00	1,700.00	0.00	1,672.61	0.00	27.39	1.61 %
APERS Expense	48,060.72	48,060.72	3,673.03	20,152.02	0.00	27,908.70	58.07 %
Pension Expense-Judge Rtmnt	10,000.00	0.00	0.00	0.00	0.00	0.00	0.00 %
Health Insurance Expense	62,987.04	62,987.04	4,997.58	24,987.90	0.00	37,999.14	60.33 %
Physical & Drug Screen Exp	300.00	300.00	0.00	0.00	0.00	300.00	100.00 %
Uniform Expense	500.00	500.00	0.00	12.21	0.00	487.79	97.56 %
Travel & Training Expense	10,500.00	10,500.00	116.55	1,910.73	0.00	8,589.27	81.80 %
Judge - Share to State	30,000.00	30,000.00	2,405.18	12,025.90	0.00	17,974.10	59.91 %
Category: E01 - Personnel Expense Total:	502,270.95	492,670.95	36,931.04	202,164.48	0.00	290,506.47	58.97%

Budget Report

For Fiscal: 2023 Period Ending: 05/31/2023

	Original Total Budget	Current Total Budget	Period Activity	Fiscal Activity	Encumbrances	Variance Favorable (Unfavorable)	Percent Remaining
Category: E10 - Building & Grounds Exp							
001-0300-5102	11,000.00	11,000.00	543.89	543.89	0.00	10,456.11	95.06 %
Repairs & Maint - Building							
001-0300-5110	6,000.00	6,000.00	452.17	2,142.27	0.00	3,857.73	64.30 %
Utilities - Electric							
001-0300-5111	1,200.00	1,200.00	18.85	961.89	0.00	238.11	19.84 %
Utilities - Gas							
001-0300-5112	650.00	650.00	64.89	359.37	0.00	290.63	44.71 %
Utilities - Water							
001-0300-5115	3,216.00	3,216.00	91.87	1,507.35	1,590.00	118.65	3.69 %
Com Exp - Tel Landline.Interne							
001-0300-5130	1,080.00	1,080.00	86.25	431.25	0.00	648.75	60.07 %
Sanitation							
001-0300-5142	500.00	500.00	85.80	143.00	200.20	156.80	31.36 %
Janitorial Supplies and Main							
Category: E10 - Building & Grounds Exp Total:	23,646.00	23,646.00	1,343.72	6,089.02	1,790.20	15,766.78	66.68%
Category: E30 - Supply Expense							
001-0300-5300	9,000.00	9,000.00	603.29	3,819.22	0.00	5,180.78	57.56 %
Supplies - Office							
001-0300-5350	2,000.00	2,000.00	113.34	664.12	125.00	1,210.88	60.54 %
Postage Expense							
Category: E30 - Supply Expense Total:	11,000.00	11,000.00	716.63	4,483.34	125.00	6,391.66	58.11%
Category: E40 - Operations Expense							
001-0300-5480	146,000.00	146,000.00	11,919.50	48,653.00	11,919.50	85,427.50	58.51 %
Dues & Subscriptions							
Category: E40 - Operations Expense Total:	146,000.00	146,000.00	11,919.50	48,653.00	11,919.50	85,427.50	58.51%
Category: E55 - Professional Services							
001-0300-5553	500.00	500.00	0.00	0.00	0.00	500.00	100.00 %
Prof Services - Advertising							
001-0300-5589	5,000.00	5,000.00	0.00	0.00	0.00	5,000.00	100.00 %
Prof Services - Printing							
Category: E55 - Professional Services Total:	5,500.00	5,500.00	0.00	0.00	0.00	5,500.00	100.00%
Category: E60 - Miscellaneous Expense							
001-0300-5608	1,272.00	1,272.00	0.00	0.00	0.00	1,272.00	100.00 %
Software - New & Renewals							
001-0300-5614	3,168.00	3,168.00	212.32	1,265.28	0.00	1,902.72	60.06 %
Copiers & Maintenance							
Category: E60 - Miscellaneous Expense Total:	4,440.00	4,440.00	212.32	1,265.28	0.00	3,174.72	71.50%
Expense Total:	692,856.95	683,256.95	51,123.21	262,655.12	13,834.70	406,767.13	59.53%
Department: 0300 - Court Surplus (Deficit):	50,563.05	60,163.05	-11,663.18	-1,298.84	-13,834.70	-75,296.59	125.15%
Department: 0400 - Parks Revenue							
Category: R60 - Miscellaneous Revenue	0.00	0.00	0.00	40,200.00	0.00	40,200.00	0.00 %
Miscellaneous Revenue							
Category: R60 - Miscellaneous Revenue Total:	0.00	0.00	0.00	40,200.00	0.00	40,200.00	0.00%
Category: R62 - Intergovernmental Tsfrs							
001-0400-4627	631,002.00	631,002.00	52,583.00	262,915.00	0.00	-368,087.00	58.33 %
Xfer Designated Tax							
001-0400-4629	788,751.00	788,751.00	65,729.00	328,645.00	0.00	-460,106.00	58.33 %
Xfer Park 1/8 O & M							
Category: R62 - Intergovernmental Tsfrs Total:	1,419,753.00	1,419,753.00	118,312.00	591,560.00	0.00	-828,193.00	58.33%
Revenue Total:	1,419,753.00	1,419,753.00	118,312.00	631,760.00	0.00	-787,993.00	55.50%

Budget Report

For Fiscal: 2023 Period Ending: 05/31/2023

Expense	Original Total Budget	Current Total Budget	Period Activity	Fiscal Activity	Encumbrances	Variance Favorable (Unfavorable) Remaining	Percent Remaining
Category: E01 - Personnel Expense							
001-0400-5000 Salary Expense	429,635.40	429,635.40	32,433.71	176,923.15	0.00	252,712.25	58.82 %
001-0400-5001 Part Time Labor	12,240.00	12,240.00	408.00	828.00	0.00	11,412.00	93.24 %
001-0400-5005 SWB Reimbursement	214,853.00	214,853.00	17,904.42	89,522.10	0.00	125,330.90	58.33 %
001-0400-5010 Overtime Expense	7,000.00	7,000.00	686.21	1,791.47	0.00	5,208.53	74.41 %
001-0400-5020 FICA Expense	35,887.42	35,887.42	2,516.80	13,442.52	0.00	22,444.90	62.54 %
001-0400-5022 Unemployment Expense	900.00	900.00	1.23	212.60	0.00	687.40	76.38 %
001-0400-5025 Worker's Comp Expense	11,000.00	18,400.00	0.00	18,378.93	0.00	21.07	0.11 %
001-0400-5030 APERS Expense	66,892.54	66,892.54	5,107.06	27,424.13	0.00	39,468.41	59.00 %
001-0400-5040 Health Insurance Expense	112,820.06	112,820.06	8,297.73	41,374.80	0.00	71,445.26	63.33 %
001-0400-5050 Physical & Drug Screen Exp	1,050.00	1,050.00	345.00	345.00	0.00	705.00	67.14 %
001-0400-5055 Uniform Expense	3,000.00	3,000.00	0.00	0.00	0.00	3,000.00	100.00 %
001-0400-5057 Vehicle Allowance	6,000.00	6,000.00	461.54	2,538.47	0.00	3,461.53	57.69 %
001-0400-5060 Travel & Training Expense	10,400.00	10,400.00	1,125.00	2,772.21	0.00	7,627.79	73.34 %
Category: E01 - Personnel Expense Total:	911,678.42	919,078.42	69,286.70	375,553.38	0.00	543,525.04	59.14%
Category: E10 - Building & Grounds Exp							
001-0400-5120 Insurance - Property	1,526.00	1,526.00	0.00	0.00	0.00	1,526.00	100.00 %
001-0400-5145 Tools	2,000.00	2,000.00	0.00	1,489.22	0.00	510.78	25.54 %
Category: E10 - Building & Grounds Exp Total:	3,526.00	3,526.00	0.00	1,489.22	0.00	2,036.78	57.76%
Category: E20 - Vehicle Expense							
001-0400-5200 Fuel Expense	15,000.00	15,000.00	1,803.07	6,825.24	0.00	8,174.76	54.50 %
001-0400-5210 Service & Repair - Vehicle	4,500.00	4,500.00	0.00	0.00	0.00	4,500.00	100.00 %
001-0400-5225 Insurance Expense - Vehicle	5,200.00	5,097.30	0.00	4,815.25	0.00	282.05	5.53 %
Category: E20 - Vehicle Expense Total:	24,700.00	24,597.30	1,803.07	11,640.49	0.00	12,956.81	52.68%
Category: E30 - Supply Expense							
001-0400-5350 Postage Expense	600.00	600.00	88.80	223.18	125.00	251.82	41.97 %
Category: E30 - Supply Expense Total:	600.00	600.00	88.80	223.18	125.00	251.82	41.97%
Category: E40 - Operations Expense							
001-0400-5535 Sales Tax Expense	2,000.00	2,000.00	0.00	2,131.00	0.00	-131.00	-6.55 %
Category: E40 - Operations Expense Total:	2,000.00	2,000.00	0.00	2,131.00	0.00	-131.00	-6.55%
Category: E55 - Professional Services							
001-0400-5550 Prof Services - Acctg & Audit	5,000.00	5,000.00	0.00	0.00	0.00	5,000.00	100.00 %
001-0400-5586 Prof Services - Other	36,000.00	36,000.00	3,080.00	10,060.00	6,160.00	19,780.00	54.94 %
Category: E55 - Professional Services Total:	41,000.00	41,000.00	3,080.00	10,060.00	6,160.00	24,780.00	60.44%
Category: E60 - Miscellaneous Expense							
001-0400-5604 Hardware - New & Renewals	2,500.00	2,500.00	657.04	657.04	0.00	1,842.96	73.72 %
001-0400-5608 Software - New & Renewals	15,605.00	15,605.00	0.00	1,155.87	0.00	14,449.13	92.59 %
Category: E60 - Miscellaneous Expense Total:	18,105.00	18,105.00	657.04	1,812.91	0.00	16,292.09	89.99%

Budget Report

For Fiscal: 2023 Period Ending: 05/31/2023

	Original Total Budget	Current Total Budget	Period Activity	Fiscal Activity	Encumbrances	Variance Favorable (Unfavorable)	Percent Remaining
Category: E72 - Bond Expense							
Principal for Loans	68,800.00	68,800.00	4,857.97	35,849.79	0.00	32,950.21	47.89 %
Category: E72 - Bond Expense Total:	68,800.00	68,800.00	4,857.97	35,849.79	0.00	32,950.21	47.89%
Category: E80 - Fixed Assets							
Cap Assets - Vehicles	0.00	0.00	1,082.30	5,411.50	0.00	-5,411.50	0.00 %
Fixed Assets - Equipment	0.00	31,926.88	0.00	31,832.60	0.00	94.28	0.30 %
Category: E80 - Fixed Assets Total:	0.00	31,926.88	1,082.30	37,244.10	0.00	-5,317.22	-16.65%
Category: E85 - Interest Expense							
Interest Expense	10,346.00	10,346.00	407.84	2,165.05	0.00	8,180.95	79.07 %
Category: E85 - Interest Expense Total:	10,346.00	10,346.00	407.84	2,165.05	0.00	8,180.95	79.07%
Department: 0400 - Parks - Mills Park & Pool							
Revenue	1,080,755.42	1,119,979.60	81,263.72	478,169.12	6,285.00	635,525.48	56.74%
Expense Total:	338,997.58	299,773.40	37,048.28	153,590.88	-6,285.00	-152,467.52	50.86%
Category: R50 - Sale of Services							
Mills Pool-Admin/Concessions	1,000.00	1,000.00	178.99	158.99	0.00	-841.01	84.10 %
Admissions	70,000.00	70,000.00	13,515.01	19,317.01	0.00	-50,682.99	72.40 %
Pavillion Fees	10,000.00	10,000.00	290.00	3,150.00	0.00	-6,850.00	68.50 %
Category: R50 - Sale of Services Total:	81,000.00	81,000.00	13,984.00	22,626.00	0.00	-58,374.00	72.07%
Revenue Total:	81,000.00	81,000.00	13,984.00	22,626.00	0.00	-58,374.00	72.07%
Category: E01 - Personnel Expense							
Part Time Labor	25,500.00	25,500.00	420.99	673.90	0.00	24,826.10	97.36 %
FICA Expense	1,950.75	1,950.75	32.19	51.53	0.00	1,899.22	97.36 %
Unemployment Expense	0.00	0.00	1.26	2.02	0.00	-2.02	0.00 %
Category: E01 - Personnel Expense Total:	27,450.75	27,450.75	454.44	727.45	0.00	26,723.30	97.35%
Category: E10 - Building & Grounds Exp							
Repairs & Maint - Building	2,000.00	2,000.00	145.00	485.00	0.00	1,515.00	75.75 %
Repairs & Maint - Grounds	13,000.00	17,285.13	4,476.13	9,122.97	4,458.18	3,703.98	21.43 %
Repairs & Maint - Pool	5,000.00	5,000.00	350.91	1,058.67	105.43	3,835.90	76.72 %
Utilities - Electric	7,000.00	16,000.00	637.93	4,282.26	0.00	11,717.74	73.24 %
Utilities - Gas	150.00	150.00	10.25	52.37	0.00	97.63	65.09 %
Utilities - Water	1,500.00	6,000.00	597.97	1,499.56	0.00	4,500.44	75.01 %
Com Exp - Tel Landline.interne	0.00	0.00	160.03	893.50	0.00	-893.50	0.00 %
Insurance - Property	500.00	500.00	0.00	0.00	0.00	500.00	100.00 %
Category: E10 - Building & Grounds Exp Total:	29,150.00	46,935.13	6,378.22	17,394.33	4,563.61	24,977.19	53.22%
Category: E30 - Supply Expense							
Supplies - Concession	100.00	100.00	0.00	2.00	0.00	98.00	98.00 %

Budget Report

For Fiscal: 2023 Period Ending: 05/31/2023

	Original Total Budget	Current Total Budget	Period Activity	Fiscal Activity	Encumbrances	Variance Favorable (Unfavorable) Remaining	Percent Remaining
001-0410-5328 Supplies - Pools	12,000.00	12,000.00	255.23	2,803.99	2,508.34	6,687.67	55.73 %
Category: E80 - Fixed Assets							
001-0410-5816 Capital Assets - Infrastructure	0.00	633,883.80	0.00	190,185.31	266,059.50	177,638.99	28.02 %
Category: E80 - Fixed Assets Total:	0.00	633,883.80	0.00	190,185.31	266,059.50	177,638.99	28.02%
Expense Total:	68,700.75	720,369.68	7,087.89	211,113.08	273,131.45	236,125.15	32.78%
Department: 0410 - Parks - Mills Park & Pool Surplus (Deficit):	12,299.25	-639,369.68	6,896.11	-188,487.08	-273,131.45	177,751.15	27.80%
Department: 0420 - Parks - Midland Revenue							
Category: R74 - Sponsorships							
001-0420-4740 User Agre Fees/Sponsors	24,000.00	24,000.00	0.00	16,375.00	0.00	-7,625.00	31.77 %
Category: R74 - Sponsorships Total:	24,000.00	24,000.00	0.00	16,375.00	0.00	-7,625.00	31.77%
Revenue Total:	24,000.00	24,000.00	0.00	16,375.00	0.00	-7,625.00	31.77%
Expense							
Category: E10 - Building & Grounds Exp							
001-0420-5104 Repairs & Maint - Grounds	29,000.00	30,600.00	2,773.64	11,207.80	0.00	19,392.20	63.37 %
001-0420-5110 Utilities - Electric	18,744.00	14,744.00	1,620.21	7,491.52	0.00	7,252.48	49.19 %
001-0420-5112 Utilities - Water	1,380.00	1,380.00	127.65	608.32	0.00	771.68	55.92 %
Category: E10 - Building & Grounds Exp Total:	49,124.00	46,724.00	4,521.50	19,307.64	0.00	27,416.36	58.68%
Expense Total:	49,124.00	46,724.00	4,521.50	19,307.64	0.00	27,416.36	58.68%
Department: 0420 - Parks - Midland Surplus (Deficit):	-25,124.00	-22,724.00	-4,521.50	-2,932.64	0.00	19,791.36	87.09%
Department: 0430 - Parks - Bishop Revenue							
Category: R30 - Membership Fees							
001-0430-4300 Membership Family	335,000.00	335,000.00	15,351.75	73,757.50	0.00	-261,242.50	77.98 %
001-0430-4304 Membership Silver Sneakers	54,000.00	54,000.00	5,649.50	26,489.50	0.00	-27,510.50	50.95 %
Category: R30 - Membership Fees Total:	389,000.00	389,000.00	21,001.25	100,247.00	0.00	-288,753.00	74.23%
Category: R33 - Rental Fees							
001-0430-4332 Equipment Rental	44,545.00	44,545.00	5,430.00	28,112.50	0.00	-16,432.50	36.89 %
001-0430-4340 Room Rental /Party Room	18,000.00	18,000.00	1,375.00	3,565.00	0.00	-14,435.00	80.19 %
001-0430-4350 Use Agreement Fees	26,450.00	26,450.00	12,889.00	20,459.00	0.00	-5,991.00	22.65 %
001-0430-4354 Tournaments	65,000.00	65,000.00	11,450.00	18,585.00	0.00	-46,415.00	71.41 %
Category: R33 - Rental Fees Total:	153,995.00	153,995.00	31,144.00	70,721.50	0.00	-83,273.50	54.08%
Category: R36 - Park Program Fees							
001-0430-4364 Basketball	63,000.00	63,000.00	220.00	3,751.00	0.00	-59,249.00	94.05 %
001-0430-4366 BASS Swim Program	38,000.00	38,000.00	0.00	2,765.00	0.00	-35,235.00	92.72 %
001-0430-4382 Pool Swim Lessons	55,000.00	55,000.00	11,935.00	33,794.40	0.00	-21,205.60	38.56 %
Category: R36 - Park Program Fees Total:	156,000.00	156,000.00	12,155.00	40,310.40	0.00	-115,689.60	74.16%

Budget Report

For Fiscal: 2023 Period Ending: 05/31/2023

	Original Total Budget	Current Total Budget	Period Activity	Fiscal Activity	Encumbrances	Variance Favorable (Unfavorable)	Percent Remaining
Category: R50 - Sale of Services							
001-0430-4500	55,000.00	55,000.00	13,953.00	25,882.25	0.00	-29,117.75	52.94 %
Concessions - Bishop							
001-0430-4514	35,000.00	35,000.00	5,740.00	15,433.00	0.00	-19,567.00	55.91 %
Daily Admissions Adults							
001-0430-4530	1,000.00	1,000.00	10.00	379.00	0.00	-621.00	62.10 %
Merchandise Sales							
001-0430-4534	12,000.00	12,000.00	1,500.00	7,415.00	0.00	-4,585.00	38.21 %
Red Cross Programs							
	103,000.00	103,000.00	21,203.00	49,109.25	0.00	-53,890.75	52.32%
Category: R50 - Sale of Services Total:							
Category: R60 - Miscellaneous Revenue							
001-0430-4600	5,000.00	5,000.00	4,060.93	4,696.37	0.00	-303.63	6.07 %
Miscellaneous Revenue							
	5,000.00	5,000.00	4,060.93	4,696.37	0.00	-303.63	6.07%
Category: R60 - Miscellaneous Revenue Total:							
Category: R74 - Sponsorships							
001-0430-4740	98,500.00	98,500.00	2,950.00	17,203.00	0.00	-81,297.00	82.54 %
User Agre Fees/Sponsors							
	98,500.00	98,500.00	2,950.00	17,203.00	0.00	-81,297.00	82.54%
Category: R74 - Sponsorships Total:							
Revenue Total:							
	905,495.00	905,495.00	92,514.18	282,287.52	0.00	-623,207.48	68.83%
Expense							
Category: E01 - Personnel Expense							
001-0430-5000	402,102.42	402,102.42	30,530.63	168,347.01	0.00	233,755.41	58.13 %
Salary Expense							
001-0430-5001	219,300.00	219,300.00	21,099.29	115,051.90	0.00	104,248.10	47.54 %
Part Time Labor							
001-0430-5010	5,000.00	5,000.00	747.34	3,225.23	0.00	1,774.77	35.50 %
Overtime Expense							
001-0430-5020	47,913.13	47,913.13	4,155.04	22,633.00	0.00	25,280.13	52.76 %
FICA Expense							
001-0430-5022	1,540.00	1,540.00	70.92	612.52	0.00	927.48	60.23 %
Unemployment Expense							
001-0430-5025	4,200.00	7,050.00	0.00	7,017.44	0.00	32.56	0.46 %
Worker's Comp Expense							
001-0430-5030	62,354.79	62,354.79	4,758.72	26,053.98	0.00	36,300.81	58.22 %
APERS Expense							
001-0430-5040	72,492.72	72,492.72	5,715.11	28,689.40	0.00	43,803.32	60.42 %
Health Insurance Expense							
001-0430-5050	1,200.00	1,200.00	0.00	107.49	0.00	1,092.51	91.04 %
Physical & Drug Screen Exp							
001-0430-5055	4,000.00	4,000.00	390.72	614.87	703.20	2,681.93	67.05 %
Uniform Expense							
	820,103.06	822,953.06	67,467.77	372,352.84	703.20	449,897.02	54.67%
Category: E01 - Personnel Expense Total:							
Category: E10 - Building & Grounds Exp							
001-0430-5102	55,400.00	55,400.00	1,348.67	24,148.43	13,719.03	17,532.54	31.65 %
Repairs & Maint - Building							
001-0430-5104	101,500.00	155,500.00	4,255.58	23,342.29	1,800.00	130,357.71	83.83 %
Repairs & Maint - Grounds							
001-0430-5105	55,000.00	55,000.00	3,826.59	21,672.00	3,459.05	29,868.95	54.31 %
Repairs & Maint - Pool							
001-0430-5106	7,000.00	7,000.00	179.32	179.32	0.00	6,820.68	97.44 %
Repairs & Maint - Splash Pad							
001-0430-5110	245,000.00	285,000.00	18,347.50	90,325.25	0.00	194,674.75	68.31 %
Utilities - Electric							
001-0430-5111	38,000.00	57,500.00	7,145.43	32,393.07	0.00	25,106.93	43.66 %
Utilities - Gas							
001-0430-5112	8,984.00	8,984.00	594.34	2,327.57	0.00	6,656.43	74.09 %
Utilities - Water							
001-0430-5115	21,804.00	21,804.00	1,436.95	8,973.31	2,760.00	10,070.69	46.19 %
Com Exp - Tel Landline.interne							
001-0430-5116	6,240.00	6,240.00	436.66	2,184.25	1,100.00	2,955.75	47.37 %
Communication Exp - Cellular							
001-0430-5120	40,000.00	51,000.00	0.00	0.00	0.00	51,000.00	100.00 %
Insurance - Property							
001-0430-5130	42,000.00	42,000.00	4,440.08	15,315.87	5,000.00	21,684.13	51.63 %
Sanitation							
001-0430-5140	2,000.00	2,000.00	0.00	5,169.60	0.00	-3,169.60	-158.48 %
Supplies - B&G							

Budget Report

For Fiscal: 2023 Period Ending: 05/31/2023

	Original Total Budget	Current Total Budget	Period Activity	Fiscal Activity	Encumbrances	Variance Favorable (Unfavorable)	Percent Remaining
Janitorial Supplies and Main	25,000.00	25,000.00	2,426.75	11,111.72	3,185.43	10,702.85	42.81 %
Category: E10 - Building & Grounds Exp Total:	647,928.00	772,428.00	44,437.87	237,142.68	31,023.51	504,261.81	65.28%
Category: E20 - Vehicle Expense							
Service & Repair - Equipment	10,000.00	10,000.00	47.66	4,834.63	0.00	5,165.37	51.65 %
Category: E20 - Vehicle Expense Total:	10,000.00	10,000.00	47.66	4,834.63	0.00	5,165.37	51.65%
Category: E30 - Supply Expense							
Supplies - Office	2,500.00	2,500.00	118.71	1,084.44	0.00	1,415.56	56.62 %
Supplies - Concession	40,000.00	40,000.00	8,980.10	22,053.57	3,239.05	14,707.38	36.77 %
Supplies - Park Programs	14,000.00	14,000.00	247.14	6,681.54	0.00	7,318.46	52.27 %
Supplies - Resale Merchandise	1,000.00	1,000.00	0.00	38.00	0.00	962.00	96.20 %
Category: E30 - Supply Expense Total:	57,500.00	57,500.00	9,345.95	29,857.55	3,239.05	24,403.40	42.44%
Category: E40 - Operations Expense							
BASS Program Expense	8,000.00	8,000.00	0.00	4,501.10	385.00	3,113.90	38.92 %
Aquatic Program Expense	6,500.00	6,500.00	581.89	4,132.40	462.00	1,905.60	29.32 %
Credit Card Fees	9,780.00	9,780.00	867.04	3,476.40	0.00	6,303.60	64.45 %
Dues & Subscriptions	1,843.40	1,843.40	552.07	1,497.15	0.00	346.25	18.78 %
Inspections & Monitoring	5,000.00	5,000.00	0.00	303.25	0.00	4,696.75	93.94 %
Category: E40 - Operations Expense Total:	31,123.40	31,123.40	2,001.00	13,910.30	847.00	16,366.10	52.58%
Category: E55 - Professional Services							
Prof Services - Advertising	3,500.00	3,500.00	0.00	0.00	0.00	3,500.00	100.00 %
Prof Services - Basketball	38,000.00	38,000.00	1,968.00	26,420.00	625.00	10,955.00	28.83 %
Prof Services - Other	87,000.00	87,000.00	4,210.00	25,146.12	0.00	61,853.88	71.10 %
Prof Services - Aerobic Instr	62,220.00	62,220.00	1,795.00	8,220.00	935.00	53,065.00	85.29 %
Prof Services - Printing	5,000.00	5,000.00	0.00	257.11	87.90	4,654.99	93.10 %
Category: E55 - Professional Services Total:	195,720.00	195,720.00	7,973.00	60,043.23	1,647.90	134,028.87	68.48%
Category: E80 - Fixed Assets							
Capital Assets - Infrastructure	0.00	8,000.00	0.00	7,934.21	0.00	65.79	0.82 %
Category: E80 - Fixed Assets Total:	0.00	8,000.00	0.00	7,934.21	0.00	65.79	0.82%
Department: 0430 - Parks - Bishop Surplus (Deficit):	1,762,374.46	1,897,724.46	131,273.25	726,075.44	37,460.66	1,134,188.36	59.77%
Department: 0440 - Parks - Alcoa Revenue	-856,879.46	-992,229.46	-38,759.07	-443,787.92	-37,460.66	510,980.88	51.50%
Category: R36 - Park Program Fees							
Parks Rental	1,000.00	1,000.00	150.00	1,375.00	0.00	375.00	137.50 %
Category: R36 - Park Program Fees Total:	1,000.00	1,000.00	150.00	1,375.00	0.00	375.00	37.50%

Budget Report

For Fiscal: 2023 Period Ending: 05/31/2023

	Original Total Budget	Current Total Budget	Period Activity	Fiscal Activity	Encumbrances	Variance Favorable (Unfavorable)	Percent Remaining
Category: R74 - Sponsorships							
User Agre Fees/Sponsors	5,000.00	5,000.00	0.00	0.00	0.00	-5,000.00	100.00 %
Category: R74 - Sponsorships Total:	5,000.00	5,000.00	0.00	0.00	0.00	-5,000.00	100.00%
Revenue Total:	6,000.00	6,000.00	150.00	1,375.00	0.00	-4,625.00	77.08%
Expense							
Category: E10 - Building & Grounds Exp							
Repairs & Maint - Grounds	15,000.00	15,000.00	878.02	3,819.20	0.00	11,180.80	74.54 %
Utilities - Electric	3,500.00	9,100.00	943.96	4,665.97	0.00	4,434.03	48.73 %
Utilities - Water	1,056.00	1,056.00	76.62	378.04	0.00	677.96	64.20 %
Category: E10 - Building & Grounds Exp Total:	19,556.00	25,156.00	1,898.60	8,863.21	0.00	16,292.79	64.77%
Expense Total:	19,556.00	25,156.00	1,898.60	8,863.21	0.00	16,292.79	64.77%
Department: 0440 - Parks - Alcoa Surplus (Deficit):	-13,556.00	-19,156.00	-1,748.60	-7,488.21	0.00	11,667.79	60.91%
Department: 0450 - Parks - Ashley							
Revenue							
Category: R36 - Park Program Fees							
Parks Rental	5,000.00	5,000.00	1,562.50	3,625.00	0.00	-1,375.00	27.50 %
Category: R36 - Park Program Fees Total:	5,000.00	5,000.00	1,562.50	3,625.00	0.00	-1,375.00	27.50%
Revenue Total:	5,000.00	5,000.00	1,562.50	3,625.00	0.00	-1,375.00	27.50%
Expense							
Category: E10 - Building & Grounds Exp							
Repairs & Maint - Grounds	8,000.00	8,000.00	0.00	724.92	0.00	7,275.08	90.94 %
Utilities - Electric	5,000.00	5,000.00	0.00	0.00	0.00	5,000.00	100.00 %
Category: E10 - Building & Grounds Exp Total:	13,000.00	13,000.00	0.00	724.92	0.00	12,275.08	94.42%
Expense Total:	13,000.00	13,000.00	0.00	724.92	0.00	12,275.08	94.42%
Department: 0450 - Parks - Ashley Surplus (Deficit):	-8,000.00	-8,000.00	1,562.50	2,900.08	0.00	10,900.08	136.25%
Department: 0500 - Fire							
Revenue							
Category: R15 - Taxes - Property							
Fire Rescue Funds	700.00	700.00	0.00	1,316.01	0.00	616.01	188.00 %
Category: R15 - Taxes - Property Total:	700.00	700.00	0.00	1,316.01	0.00	616.01	88.00%
Revenue Total:	700.00	700.00	0.00	1,316.01	0.00	616.01	88.00%
Expense							
Category: R20 - Licenses Permits & Fees							
Burn Permit	0.00	0.00	450.00	450.00	0.00	450.00	0.00 %
Category: R20 - Licenses Permits & Fees Total:	0.00	0.00	450.00	450.00	0.00	450.00	0.00%
Category: R33 - Rental Fees							
Use Agreement Fees	18,000.00	18,000.00	1,540.00	11,130.12	0.00	-6,869.88	38.17 %
Category: R33 - Rental Fees Total:	18,000.00	18,000.00	1,540.00	11,130.12	0.00	-6,869.88	38.17%
Expense Total:	18,000.00	18,000.00	1,540.00	11,130.12	0.00	-6,869.88	38.17%

Budget Report

For Fiscal: 2023 Period Ending: 05/31/2023

	Original Total Budget	Current Total Budget	Period Activity	Fiscal Activity	Encumbrances	Variance Favorable (Unfavorable)	Percent Remaining
Category: R60 - Miscellaneous Revenue							
Miscellaneous Revenue	250.00	250.00	615.00	1,693.86	0.00	1,443.86	677.54 %
Category: R60 - Miscellaneous Revenue Total:	250.00	250.00	615.00	1,693.86	0.00	1,443.86	577.54%
Category: R62 - Intergovernmental Tsfrs							
Xfer Designated Tax	1,577,502.00	1,577,502.00	131,459.00	657,295.00	0.00	-920,207.00	58.33 %
Xfer Fire Special Tax	2,366,253.00	2,366,253.00	197,188.00	985,940.00	0.00	-1,380,313.00	58.33 %
Category: R62 - Intergovernmental Tsfrs Total:	3,943,755.00	3,943,755.00	328,647.00	1,643,235.00	0.00	-2,300,520.00	58.33%
Revenue Total:	3,962,705.00	3,962,705.00	331,252.00	1,657,824.99	0.00	-2,304,880.01	58.16%
Expense							
Category: E01 - Personnel Expense							
Salary Expense	2,649,878.60	2,649,878.60	199,157.63	1,048,747.04	0.00	1,601,131.56	60.42 %
SWB Reimbursement	214,853.00	214,853.00	17,904.42	89,522.10	0.00	125,330.90	58.33 %
Overtime Expense	227,977.06	227,977.06	29,101.39	114,981.73	0.00	112,995.33	49.56 %
FICA Expense	44,904.80	44,904.80	3,468.05	17,806.33	0.00	27,098.47	60.35 %
Unemployment Expense	3,000.00	3,000.00	0.00	1,039.41	0.00	1,960.59	65.35 %
Worker's Comp Expense	62,000.00	62,000.00	0.00	62,693.57	0.00	6.43	0.01 %
APERS Expense	7,847.52	7,847.52	596.86	3,326.36	0.00	4,521.16	57.61 %
LOPFI Expense	678,391.58	678,391.58	54,154.02	275,489.33	0.00	402,902.25	59.39 %
LOPFI Perm Advance	-170,000.00	-170,000.00	0.00	0.00	0.00	-170,000.00	100.00 %
Health Insurance Expense	539,232.96	539,232.96	40,623.84	205,054.48	0.00	334,178.48	61.97 %
Physical & Drug Screen Exp	7,000.00	7,000.00	0.00	0.00	0.00	7,000.00	100.00 %
Uniform Expense	20,000.00	20,000.00	3,401.77	8,452.08	1,383.55	10,164.37	50.82 %
Travel & Training Expense	35,500.00	35,500.00	328.88	3,099.39	50.00	32,350.61	91.13 %
Training Aids	1,800.00	1,800.00	47.24	670.32	654.39	475.29	26.41 %
Category: E01 - Personnel Expense Total:	4,322,385.52	4,323,085.52	348,784.10	1,830,882.14	2,087.94	2,490,115.44	57.60%
Category: E10 - Building & Grounds Exp							
Repairs & Maint - Building	35,000.00	56,900.00	5,053.18	33,320.54	340.03	23,239.43	40.84 %
Utilities - Electric	39,900.00	54,900.00	3,064.40	16,016.67	0.00	38,883.33	70.83 %
Utilities - Gas	5,500.00	5,500.00	250.29	4,806.95	0.00	693.05	12.60 %
Utilities - Water	7,000.00	7,000.00	443.06	2,066.84	0.00	4,933.16	70.47 %
Com Exp - Tel Landline.Interne	27,927.96	27,927.96	1,604.57	10,665.80	3,990.00	13,272.16	47.52 %
Communication Exp - Cellular	9,780.00	9,780.00	779.72	3,899.51	1,600.00	4,280.49	43.77 %
Insurance - Property	30,530.00	23,030.00	0.00	0.00	0.00	23,030.00	100.00 %
Sanitation	2,900.00	2,900.00	129.01	887.87	0.00	2,012.13	69.38 %
Pest/Chem/Seed/Fert	2,000.00	2,000.00	0.00	276.07	0.00	1,723.93	86.20 %
Janitorial Supplies and Main	13,500.00	13,500.00	1,020.28	5,617.32	61.26	7,821.42	57.94 %
Tools	2,200.00	2,200.00	2.81	770.38	311.43	1,118.19	50.83 %
Category: E10 - Building & Grounds Exp Total:	176,237.96	205,637.96	12,347.32	78,327.95	6,302.72	121,007.29	58.84%
Category: E20 - Vehicle Expense							
Fuel Expense	36,000.00	36,000.00	3,884.33	19,682.94	31.25	16,285.81	45.24 %

Budget Report

For Fiscal: 2023 Period Ending: 05/31/2023

	Original Total Budget	Current Total Budget	Period Activity	Fiscal Activity	Encumbrances	Variance Favorable (Unfavorable)	Percent Remaining
001-0500-5210	2,500.00	2,500.00	168.68	189.51	49.47	2,261.02	90.44 %
001-0500-5212	3,000.00	3,000.00	50.29	210.35	82.40	2,707.25	90.24 %
001-0500-5216	42,000.00	42,000.00	123.94	13,837.68	96.55	28,065.77	66.82 %
001-0500-5218	7,000.00	7,000.00	0.00	0.00	0.00	7,000.00	100.00 %
001-0500-5225	23,000.00	21,810.97	0.00	18,883.75	0.00	2,927.22	13.42 %
001-0500-5230	5,500.00	5,500.00	0.00	400.28	0.00	5,099.72	92.72 %
Category: E20 - Vehicle Expense Total:	119,000.00	117,810.97	4,227.24	53,204.51	259.67	64,346.79	54.62%
Category: E30 - Supply Expense							
001-0500-5300	3,250.00	3,250.00	0.00	575.12	0.00	2,674.88	82.30 %
001-0500-5302	1,200.00	1,200.00	0.00	366.45	186.05	647.50	53.96 %
001-0500-5306	65,700.00	65,700.00	4,136.31	17,582.59	5,565.06	42,552.35	64.77 %
001-0500-5318	1,500.00	1,500.00	0.00	0.00	0.00	1,500.00	100.00 %
001-0500-5320	2,000.00	2,000.00	18.63	546.75	77.67	1,375.58	68.78 %
001-0500-5323	1,800.00	113,420.00	13,675.04	112,892.07	0.00	527.93	0.47 %
001-0500-5350	150.00	150.00	0.60	155.05	125.00	-130.05	-86.70 %
Category: E30 - Supply Expense Total:	75,600.00	187,220.00	17,830.58	132,118.03	5,953.78	49,148.19	26.25%
Category: E40 - Operations Expense							
001-0500-5480	1,000.00	1,000.00	661.85	746.85	-16.47	269.62	26.96 %
001-0500-5530	13,000.00	13,000.00	0.00	0.00	9,215.00	3,785.00	29.12 %
Category: E40 - Operations Expense Total:	14,000.00	14,000.00	661.85	746.85	9,198.53	4,054.62	28.96%
Category: E55 - Professional Services							
001-0500-5553	1,000.00	1,000.00	0.00	0.00	0.00	1,000.00	100.00 %
001-0500-5574	600.00	600.00	0.00	0.00	0.00	600.00	100.00 %
001-0500-5589	500.00	500.00	0.00	13.58	0.00	486.42	97.28 %
Category: E55 - Professional Services Total:	2,100.00	2,100.00	0.00	13.58	0.00	2,086.42	99.35%
Category: E60 - Miscellaneous Expense							
001-0500-5604	11,100.00	11,100.00	0.00	0.00	0.00	11,100.00	100.00 %
001-0500-5608	2,425.00	2,425.00	0.00	2,657.23	0.00	-232.23	-9.58 %
Category: E60 - Miscellaneous Expense Total:	13,525.00	13,525.00	0.00	2,657.23	0.00	10,867.77	80.35%
Category: E72 - Bond Expense							
001-0500-5840	113,148.00	113,148.00	0.00	29,939.22	0.00	83,208.78	73.54 %
Category: E72 - Bond Expense Total:	113,148.00	113,148.00	0.00	29,939.22	0.00	83,208.78	73.54%
Category: E80 - Fixed Assets							
001-0500-5808	8,600.00	8,600.00	714.36	3,571.80	0.00	5,028.20	58.47 %
001-0500-5816	0.00	12,440.20	0.00	4,489.06	0.00	7,951.14	63.91 %
Category: E80 - Fixed Assets Total:	8,600.00	21,040.20	714.36	8,060.86	0.00	12,979.34	61.69%

Budget Report

For Fiscal: 2023 Period Ending: 05/31/2023

	Original Total Budget	Current Total Budget	Period Activity	Fiscal Activity	Encumbrances	Variance Favorable (Unfavorable) Remaining	Percent Remaining
Category: E85 - Interest Expense							
Interest Expense	51,080.00	51,080.00	0.00	109.91	0.00	50,970.09	99.78 %
Category: E85 - Interest Expense Total:	51,080.00	51,080.00	0.00	109.91	0.00	50,970.09	99.78 %
Expense Total:	4,895,676.48	5,048,647.65	384,565.45	2,136,060.28	23,802.64	2,888,784.73	57.22 %
Department: 0500 - Fire - Springhill Vol Revenue	-932,971.48	-1,085,942.65	-53,313.45	-478,235.29	-23,802.64	583,904.72	53.77 %
Category: R15 - Taxes - Property							
Springhill VFD Assessment	55,000.00	55,000.00	5,596.52	11,959.49	0.00	-43,040.51	78.26 %
Category: R15 - Taxes - Property Total:	55,000.00	55,000.00	5,596.52	11,959.49	0.00	-43,040.51	78.26 %
Revenue Total:	55,000.00	55,000.00	5,596.52	11,959.49	0.00	-43,040.51	78.26 %
Category: E30 - Supply Expense							
Material and Maint	15,000.00	54,479.59	0.00	39,479.35	7,567.42	7,432.82	13.64 %
Category: E30 - Supply Expense Total:	15,000.00	54,479.59	0.00	39,479.35	7,567.42	7,432.82	13.64 %
Expense Total:	15,000.00	54,479.59	0.00	39,479.35	7,567.42	7,432.82	13.64 %
Department: 0510 - Fire - Springhill Vol Surplus (Deficit):	40,000.00	520.41	5,596.52	-27,519.86	-7,567.42	-35,607.69	6,842.24 %
Revenue							
Category: R40 - Fines & Forfeitures							
Intoximeter Revenue	780.00	780.00	67.14	335.70	0.00	-444.30	56.96 %
Category: R40 - Fines & Forfeitures Total:	780.00	780.00	67.14	335.70	0.00	-444.30	56.96 %
Category: R60 - Miscellaneous Revenue							
Miscellaneous Revenue	12,000.00	14,749.52	0.00	9,128.81	0.00	-5,620.71	38.11 %
Category: R60 - Miscellaneous Revenue Total:	12,000.00	14,749.52	0.00	9,128.81	0.00	-5,620.71	38.11 %
Category: R62 - Intergovernmental Tsfrs							
Xfr Designated Tax	1,577,502.00	1,577,502.00	131,459.00	657,295.00	0.00	-920,207.00	58.33 %
Category: R62 - Intergovernmental Tsfrs Total:	1,577,502.00	1,577,502.00	131,459.00	657,295.00	0.00	-920,207.00	58.33 %
Category: R66 - Sale of Equipment							
Sale of Fixed Assets	25,000.00	25,000.00	0.00	0.00	0.00	-25,000.00	100.00 %
Category: R66 - Sale of Equipment Total:	25,000.00	25,000.00	0.00	0.00	0.00	-25,000.00	100.00 %
Category: R70 - Grant Revenue							
Grant - Police DUI/Step	26,700.00	26,700.00	5,618.70	16,896.03	0.00	-9,803.97	36.72 %
Grant Revenue	4,500.00	4,500.00	0.00	5,500.00	0.00	1,000.00	122.22 %
Grant - JAG Equip	2,500.00	2,500.00	0.00	0.00	0.00	-2,500.00	100.00 %
Category: R70 - Grant Revenue Total:	33,700.00	33,700.00	5,618.70	22,396.03	0.00	-11,303.97	33.54 %
Revenue Total:	1,648,982.00	1,651,731.52	137,144.84	689,155.54	0.00	-962,575.98	58.28 %

Budget Report

For Fiscal: 2023 Period Ending: 05/31/2023

Expense	Original Total Budget	Current Total Budget	Period Activity	Fiscal Activity	Encumbrances	Variance		Percent Remaining
						Favorable	(Unfavorable)	
Category: E01 - Personnel Expense								
001-0600-5000 Salary Expense	2,254,674.39	2,254,674.39	189,586.96	1,031,457.79	0.00	1,223,216.60	54.25 %	
001-0600-5005 SWB Reimbursement	214,853.00	214,853.00	17,904.42	89,522.10	0.00	125,330.90	58.33 %	
001-0600-5010 Overtime Expense	65,000.00	65,000.00	647.93	9,810.28	0.00	55,189.72	84.91 %	
001-0600-5020 FICA Expense	189,695.10	189,695.10	14,431.88	79,259.51	0.00	110,435.59	58.22 %	
001-0600-5022 Unemployment Expense	2,700.00	2,700.00	35.78	1,029.38	0.00	1,670.62	61.87 %	
001-0600-5025 Worker's Comp Expense	17,000.00	17,000.00	0.00	0.00	0.00	17,000.00	100.00 %	
001-0600-5030 APERS Expense	12,448.69	12,448.69	965.52	5,328.49	0.00	7,120.20	57.20 %	
001-0600-5035 LOPFI Expense	575,847.60	575,847.60	44,804.34	240,964.76	0.00	334,882.84	58.15 %	
001-0600-5036 LOPFI Prem Advance	-155,000.00	-155,000.00	0.00	0.00	0.00	-155,000.00	100.00 %	
001-0600-5040 Health Insurance Expense	475,093.44	475,093.44	33,047.13	164,736.70	0.00	310,356.74	65.33 %	
001-0600-5050 Physical & Drug Screen Exp	3,000.00	3,000.00	382.00	1,151.00	0.00	1,849.00	61.63 %	
001-0600-5055 Uniform Expense	20,000.00	20,000.00	1,573.59	6,489.90	305.71	13,204.39	66.02 %	
001-0600-5056 Uniform Expenses - PR Benefit	15,480.00	15,480.00	1,290.00	8,700.00	0.00	6,780.00	43.80 %	
001-0600-5057 Uniform Expense - New Officer	20,000.00	20,000.00	4,243.85	7,483.35	0.00	12,516.65	62.58 %	
001-0600-5057 Travel & Training Expense	35,000.00	35,000.00	2,284.95	11,189.48	515.00	23,295.52	66.56 %	
001-0600-5065 First Aid Expense	500.00	500.00	0.00	0.00	0.00	500.00	100.00 %	
Category: E01 - Personnel Expense Total:								
	3,746,292.22	3,746,292.22	311,198.35	1,657,122.74	820.71	2,088,348.77	55.74%	
Category: E10 - Building & Grounds Exp								
001-0600-5102 Repairs & Maint - Building	15,000.00	31,500.00	2,798.35	15,637.55	40.10	15,822.35	50.23 %	
001-0600-5110 Utilities - Electric	13,992.00	13,992.00	2,112.74	10,752.41	0.00	3,239.59	23.15 %	
001-0600-5111 Utilities - Gas	1,100.00	1,100.00	56.17	2,349.03	0.00	-1,249.03	-113.55 %	
001-0600-5112 Utilities - Water	1,600.00	1,600.00	203.02	823.26	0.00	776.74	48.55 %	
001-0600-5115 Com Exp - Tel Landline.interne	27,328.92	18,628.92	592.97	4,314.50	2,820.00	11,494.42	61.70 %	
001-0600-5116 Communication Exp - Cellular	47,580.00	47,580.00	4,030.95	19,270.49	6,634.36	21,675.15	45.56 %	
001-0600-5120 Insurance - Property	4,733.00	13,433.00	0.00	0.00	0.00	13,433.00	100.00 %	
001-0600-5130 Sanitation	780.00	780.00	129.02	573.21	0.00	206.79	26.51 %	
001-0600-5142 Janitorial Supplies and Main	5,000.00	5,000.00	393.65	2,049.30	597.85	2,352.85	47.06 %	
Category: E10 - Building & Grounds Exp Total:								
	117,113.92	133,613.92	10,316.87	55,769.75	10,092.31	67,751.86	50.71%	
Category: E20 - Vehicle Expense								
001-0600-5200 Fuel Expense	186,000.00	186,000.00	16,104.39	76,998.15	0.00	109,001.85	58.60 %	
001-0600-5210 Service & Repair - Vehicle	50,000.00	52,749.52	4,902.91	25,774.02	98.29	26,877.21	50.95 %	
001-0600-5212 Service & Repair - Equipment	1,500.00	1,500.00	0.00	201.43	0.00	1,298.57	86.57 %	
001-0600-5213 Equipment Repairs	3,000.00	3,000.00	0.00	32.95	0.00	2,967.05	98.90 %	
001-0600-5214 Service & Repair - Heavy Equip	750.00	750.00	0.00	0.00	0.00	750.00	100.00 %	
001-0600-5218 Tire Expense	15,000.00	15,000.00	0.00	3,179.89	0.00	11,820.11	78.80 %	
001-0600-5225 Insurance Expense - Vehicle	30,000.00	38,813.54	0.00	34,974.09	0.00	3,839.45	9.89 %	
001-0600-5230 Radios	5,000.00	5,000.00	0.00	0.00	0.00	5,000.00	100.00 %	
Category: E20 - Vehicle Expense Total:								
	291,250.00	302,813.06	21,007.30	141,160.53	98.29	161,554.24	53.35%	

Budget Report

For Fiscal: 2023 Period Ending: 05/31/2023

	Original Total Budget	Current Total Budget	Period Activity	Fiscal Activity	Encumbrances	Variance Favorable (Unfavorable) Remaining	Percent Remaining
Category: E30 - Supply Expense							
001-0600-5300	6,000.00	6,000.00	902.91	1,767.64	717.83	3,514.53	58.58 %
001-0600-5310	20,000.00	20,000.00	0.00	0.00	0.00	20,000.00	100.00 %
001-0600-5312	19,600.00	19,600.00	0.00	13,370.72	0.00	6,229.28	31.78 %
001-0600-5314	10,000.00	10,000.00	1,862.84	3,725.68	0.00	6,274.32	62.74 %
001-0600-5322	2,900.00	2,900.00	0.00	1,824.64	0.00	1,075.36	37.08 %
001-0600-5350	800.00	800.00	1.92	168.82	125.00	506.18	63.27 %
001-0600-5380	500.00	500.00	0.00	0.00	0.00	500.00	100.00 %
Category: E30 - Supply Expense Total:							
	59,800.00	59,800.00	2,767.67	20,857.50	842.83	38,099.67	63.71%
Category: E40 - Operations Expense							
001-0600-5480	2,000.00	2,000.00	0.00	780.00	0.00	1,220.00	61.00 %
001-0600-5525	5,900.00	5,900.00	105.23	2,621.64	0.00	3,278.36	55.57 %
001-0600-5530	2,000.00	2,000.00	0.00	0.00	1,696.00	304.00	15.20 %
001-0600-5531	1,200.00	1,980.00	0.00	0.00	780.00	1,200.00	60.61 %
Category: E40 - Operations Expense Total:							
	11,100.00	11,880.00	105.23	3,401.64	2,476.00	6,002.36	50.52%
Category: E55 - Professional Services							
001-0600-5553	1,000.00	1,000.00	0.00	0.00	0.00	1,000.00	100.00 %
001-0600-5586	6,000.00	6,000.00	256.10	1,429.61	0.00	4,570.39	76.17 %
001-0600-5589	500.00	500.00	0.00	147.02	0.00	352.98	70.60 %
Category: E55 - Professional Services Total:							
	7,500.00	7,500.00	256.10	1,576.63	0.00	5,923.37	78.98%
Category: E60 - Miscellaneous Expense							
001-0600-5604	38,000.00	38,000.00	0.00	1,307.49	0.00	36,692.51	96.56 %
001-0600-5608	46,025.00	46,025.00	84.80	43,372.77	75.00	2,577.23	5.60 %
001-0600-5616	500.00	500.00	0.00	0.00	0.00	500.00	100.00 %
001-0600-5617	800.00	800.00	0.00	0.00	256.26	543.74	67.97 %
Category: E60 - Miscellaneous Expense Total:							
	85,325.00	85,325.00	84.80	44,680.26	331.26	40,313.48	47.25%
Category: E70 - Grant Expense							
001-0600-5700	4,500.00	4,500.00	0.00	0.00	5,500.00	-1,000.00	-22.22 %
001-0600-5705	26,700.00	26,700.00	878.86	5,561.33	0.00	21,138.67	79.17 %
Category: E70 - Grant Expense Total:							
	31,200.00	31,200.00	878.86	5,561.33	5,500.00	20,138.67	64.55%
Category: E72 - Bond Expense							
001-0600-5840	828,881.63	926,293.34	45,935.27	228,809.07	97,411.71	600,072.56	64.78 %
Category: E72 - Bond Expense Total:							
	828,881.63	926,293.34	45,935.27	228,809.07	97,411.71	600,072.56	64.78%
Category: E80 - Fixed Assets							
001-0600-5808	0.00	0.00	32,051.62	159,364.38	0.00	-159,364.38	0.00 %
001-0600-5810	0.00	0.00	0.00	135,960.65	679,803.25	-815,763.90	0.00 %
Category: E80 - Fixed Assets Total:							
	0.00	0.00	32,051.62	295,325.03	679,803.25	-975,128.28	0.00%

Budget Report

For Fiscal: 2023 Period Ending: 05/31/2023

	Original Total Budget	Current Total Budget	Period Activity	Fiscal Activity	Encumbrances	Variance Favorable (Unfavorable)	Percent Remaining
Category: E85 - Interest Expense							
<u>001-0600-5850</u> Interest Expense	95,872.22	98,663.51	3,055.16	16,143.07	2,791.29	79,729.15	80.81 %
Expense Total:	95,872.22	98,663.51	3,055.16	16,143.07	2,791.29	79,729.15	80.81%
Category: E85 - Interest Expense Total:	95,872.22	98,663.51	3,055.16	16,143.07	2,791.29	79,729.15	80.81%
Department: 0600 - Police - Dispatch							
Revenue							
Category: R60 - Miscellaneous Revenue							
Emerg Telephone Service Rev	238,000.00	238,000.00	0.00	72,382.80	0.00	-165,617.20	69.59 %
Category: R60 - Miscellaneous Revenue Total:	238,000.00	238,000.00	0.00	72,382.80	0.00	-165,617.20	69.59%
Revenue Total:	238,000.00	238,000.00	0.00	72,382.80	0.00	-165,617.20	69.59%
Category: E01 - Personnel Expense							
Salary Expense	363,002.21	363,002.21	22,348.78	124,412.45	0.00	238,589.76	65.73 %
Overtime Expense	80,000.00	80,000.00	6,585.96	37,777.48	0.00	42,222.52	52.78 %
FICA Expense	33,889.68	33,889.68	2,139.41	12,037.08	0.00	21,852.60	64.48 %
Unemployment Expense	840.00	840.00	0.00	189.00	0.00	651.00	77.50 %
Worker's Comp Expense	10,000.00	16,000.00	0.00	30,234.16	0.00	-14,234.16	-88.96 %
APERS Expense	61,217.17	61,217.17	4,492.88	24,907.55	0.00	36,309.62	59.31 %
Health Insurance Expense	79,868.76	79,868.76	5,505.92	31,498.24	0.00	48,370.52	60.56 %
Category: E01 - Personnel Expense Total:	628,817.82	634,817.82	41,072.95	261,055.96	0.00	373,761.86	58.88%
Category: E55 - Professional Services							
Prof Services - Dispatch	1,950.00	1,950.00	0.00	0.00	0.00	1,950.00	100.00 %
Category: E55 - Professional Services Total:	1,950.00	1,950.00	0.00	0.00	0.00	1,950.00	100.00%
Category: E64 - Reimbursement							
Emerg Telephone Service Exp	67,640.00	67,640.00	4,950.00	7,427.78	28,339.92	31,872.30	47.12 %
Category: E64 - Reimbursement Total:	67,640.00	67,640.00	4,950.00	7,427.78	28,339.92	31,872.30	47.12%
Category: E80 - Fixed Assets							
Fixed Assets - Vehicles	0.00	0.00	363.87	1,819.35	0.00	-1,819.35	0.00 %
Category: E80 - Fixed Assets Total:	0.00	0.00	363.87	1,819.35	0.00	-1,819.35	0.00%
Expense Total:	698,407.82	704,407.82	46,386.82	270,303.09	28,339.92	405,764.81	57.60%
Department: 0610 - Police - Dispatch Surplus (Deficit):	-460,407.82	-466,407.82	-46,386.82	-197,920.29	-28,339.92	240,147.61	51.49%

Budget Report

For Fiscal: 2023 Period Ending: 05/31/2023

Department: 0620 - Police - SRO		Original	Current	Period	Fiscal	Encumbrances	Variance	Percent
Revenue		Total Budget	Total Budget	Activity	Activity		Favorable (Unfavorable)	Remaining
Category: R64 - Reimbursement								
Reimbursement Rev- SRO		293,000.00	293,000.00	175,078.75	175,078.75	0.00	-117,921.25	40.25%
<u>001-0620-4640</u>		293,000.00	293,000.00	175,078.75	175,078.75	0.00	-117,921.25	40.25%
Category: R64 - Reimbursement Total:								
Revenue Total:		293,000.00	293,000.00	175,078.75	175,078.75	0.00	-117,921.25	40.25%
Expense								
Category: E01 - Personnel Expense								
Salary Expense		374,744.66	374,744.66	33,982.04	180,800.40	0.00	193,944.26	51.75%
Overtime Expense		1,000.00	1,000.00	876.90	2,646.28	0.00	-1,646.28	-164.63%
FICA Expense		28,759.77	28,759.77	2,599.92	13,750.91	0.00	15,008.86	52.19%
Unemployment Expense		480.00	480.00	0.00	177.03	0.00	302.97	63.12%
Worker's Comp Expense		7,000.00	7,900.00	0.00	7,838.51	0.00	61.49	0.78%
LOPFI Expense		90,150.26	90,150.26	8,416.56	44,074.08	0.00	46,076.18	51.11%
LOPFI Prem Advance		-22,000.00	-22,000.00	0.00	0.00	0.00	-22,000.00	100.00%
Health Insurance Expense		97,361.76	97,361.76	8,029.88	36,649.06	0.00	60,712.70	62.36%
Physical & Drug Screen Exp		500.00	500.00	0.00	0.00	0.00	500.00	100.00%
Uniform Expenses		9,000.00	9,000.00	210.00	2,352.66	0.00	6,647.34	73.86%
Travel & Training Expense		15,000.00	15,000.00	0.00	4,006.15	0.00	10,993.85	73.29%
Category: E01 - Personnel Expense Total:		601,996.45	602,896.45	54,115.30	292,295.08	0.00	310,601.37	51.52%
Category: E10 - Building & Grounds Exp								
Communication Exp - Cellular		9,600.00	9,600.00	728.80	3,644.90	1,500.00	4,455.10	46.41%
Category: E10 - Building & Grounds Exp Total:		9,600.00	9,600.00	728.80	3,644.90	1,500.00	4,455.10	46.41%
Category: E60 - Miscellaneous Expense								
Software - New & Renewals		2,500.00	2,500.00	0.00	0.00	0.00	2,500.00	100.00%
Category: E60 - Miscellaneous Expense Total:		2,500.00	2,500.00	0.00	0.00	0.00	2,500.00	100.00%
Department: 0620 - Police - SRO Surplus (Deficit):		614,096.45	614,996.45	54,844.10	295,939.98	1,500.00	317,556.47	51.64%
Expense Total:		-321,096.45	-321,996.45	120,234.65	-120,861.23	-1,500.00	199,635.22	62.00%
Department: 0630 - Police - K9								
Expense								
Category: E30 - Supply Expense								
Supplies - Food Allowance		1,800.00	1,800.00	0.00	0.00	0.00	1,800.00	100.00%
Category: E30 - Supply Expense Total:		1,800.00	1,800.00	0.00	0.00	0.00	1,800.00	100.00%
Category: E40 - Operations Expense								
K9 Training		5,500.00	5,500.00	0.00	1,018.56	0.00	4,481.44	81.48%
Category: E40 - Operations Expense Total:		5,500.00	5,500.00	0.00	1,018.56	0.00	4,481.44	81.48%

Budget Report

For Fiscal: 2023 Period Ending: 05/31/2023

	Original Total Budget	Current Total Budget	Period Activity	Fiscal Activity	Encumbrances	Variance		
						Favorable (Unfavorable)	Percent Remaining	
Category: E55 - Professional Services								
Prof Services - Veterinarian	3,000.00	3,000.00	114.00	347.50	0.00	2,652.50	88.42 %	
Category: E55 - Professional Services Total:	3,000.00	3,000.00	114.00	347.50	0.00	2,652.50	88.42%	
Expense Total:	10,300.00	10,300.00	114.00	1,366.06	0.00	8,933.94	86.74%	
Department: 0630 - Police - K9 Total:	10,300.00	10,300.00	114.00	1,366.06	0.00	8,933.94	86.74%	
Fund: 001 - General Fund Surplus (Deficit):	160,002.44	-1,056,138.41	290,700.19	-580,842.78	-1,329,688.66	-854,393.03	-80.90%	
Fund: 002 - Sales Tax Fund								
Department: 0100 - Administration								
Revenue								
Category: R10 - Taxes - Sales								
One Cent Sales Tax	6,310,008.00	6,310,008.00	566,271.98	2,642,754.66	0.00	-3,667,253.34	58.12 %	
Category: R10 - Taxes - Sales Total:	6,310,008.00	6,310,008.00	566,271.98	2,642,754.66	0.00	-3,667,253.34	58.12%	
Revenue Total:	6,310,008.00	6,310,008.00	566,271.98	2,642,754.66	0.00	-3,667,253.34	58.12%	
Expense								
Category: E62 - Intergovernmental Tsfr								
Xfer to General	6,310,008.00	6,310,008.00	525,834.00	2,629,170.00	0.00	3,680,838.00	58.33 %	
Category: E62 - Intergovernmental Tsfr Total:	6,310,008.00	6,310,008.00	525,834.00	2,629,170.00	0.00	3,680,838.00	58.33%	
Expense Total:	6,310,008.00	6,310,008.00	525,834.00	2,629,170.00	0.00	3,680,838.00	58.33%	
Department: 0100 - Administration Surplus (Deficit):	0.00	0.00	40,437.98	13,584.66	0.00	13,584.66	0.00%	
Fund: 002 - Sales Tax Fund Surplus (Deficit):	0.00	0.00	40,437.98	13,584.66	0.00	13,584.66	0.00%	
Fund: 003 - Franchise Fees Fund								
Department: 0100 - Administration								
Revenue								
Category: R50 - Sale of Services								
AT&T / SW Bell Franchise Fee	150,000.00	150,000.00	8,830.69	22,386.79	0.00	-127,613.21	85.08 %	
Centerpoint Energy Franchise Fee	200,000.00	200,000.00	67,516.37	234,535.99	0.00	34,535.99	117.27 %	
Fidelity Franchise Fee	15,000.00	15,000.00	0.00	17,031.12	0.00	2,031.12	113.54 %	
Comcast Cable Franchise Fee	75,000.00	75,000.00	17,411.36	35,090.44	0.00	-39,909.56	53.21 %	
Entergy Franchise Fee	600,000.00	600,000.00	0.00	194,856.22	0.00	-405,143.78	67.52 %	
First Electric Franchise Fee	275,000.00	275,000.00	24,977.80	161,842.64	0.00	-113,157.36	41.15 %	
Windstream Franchise Fee	15,000.00	15,000.00	0.00	5,862.88	0.00	-9,137.12	60.91 %	
Category: R50 - Sale of Services Total:	1,330,000.00	1,330,000.00	118,736.22	671,606.08	0.00	-658,393.92	49.50%	
Revenue Total:	1,330,000.00	1,330,000.00	118,736.22	671,606.08	0.00	-658,393.92	49.50%	

Budget Report

For Fiscal: 2023 Period Ending: 05/31/2023

Expense	Original Total Budget	Current Total Budget	Period Activity	Fiscal Activity	Encumbrances	Variance Favorable (Unfavorable) Remaining	Percent Remaining
Category: E62 - Intergovernmental Tsfr Xfer to General <u>003-0100-5620</u>	175,000.00	175,000.00	14,583.33	72,916.65	0.00	102,083.35	58.33 %
Category: E62 - Intergovernmental Tsfr Total:	175,000.00	175,000.00	14,583.33	72,916.65	0.00	102,083.35	58.33%
Expense Total:	175,000.00	175,000.00	14,583.33	72,916.65	0.00	102,083.35	58.33%
Department: 0100 - Administration Surplus (Deficit):	1,155,000.00	1,155,000.00	104,152.89	598,689.43	0.00	-556,310.57	48.17%
Department: 0800 - Street Expense							
Category: E62 - Intergovernmental Tsfr Xfer to Fund 185 <u>003-0800-5622</u>	649,000.20	649,000.20	52,973.08	265,679.29	0.00	383,320.91	59.06 %
Category: E62 - Intergovernmental Tsfr Total:	649,000.20	649,000.20	52,973.08	265,679.29	0.00	383,320.91	59.06%
Expense Total:	649,000.20	649,000.20	52,973.08	265,679.29	0.00	383,320.91	59.06%
Department: 0800 - Street Total:	649,000.20	649,000.20	52,973.08	265,679.29	0.00	383,320.91	59.06%
Fund: 003 - Franchise Fees Fund Surplus (Deficit):	505,999.80	505,999.80	51,179.81	333,010.14	0.00	-172,989.66	34.19%
Fund: 005 - Designated Tax Fund							
Department: 0200 - Animal Control Revenue							
Category: R10 - Taxes - Sales Designated Tax - AC <u>005-0200-4100</u>	631,002.00	631,002.00	56,627.20	264,275.47	0.00	-366,726.53	58.12 %
Category: R10 - Taxes - Sales Total:	631,002.00	631,002.00	56,627.20	264,275.47	0.00	-366,726.53	58.12%
Revenue Total:	631,002.00	631,002.00	56,627.20	264,275.47	0.00	-366,726.53	58.12%
Expense							
Category: E62 - Intergovernmental Tsfr Xfer to General - AC <u>005-0200-5620</u>	631,002.00	631,002.00	52,583.00	262,915.00	0.00	368,087.00	58.33 %
Category: E62 - Intergovernmental Tsfr Total:	631,002.00	631,002.00	52,583.00	262,915.00	0.00	368,087.00	58.33%
Expense Total:	631,002.00	631,002.00	52,583.00	262,915.00	0.00	368,087.00	58.33%
Department: 0200 - Animal Control Surplus (Deficit):	0.00	0.00	4,044.20	1,360.47	0.00	1,360.47	0.00%
Department: 0400 - Parks Revenue							
Category: R10 - Taxes - Sales Designated Tax - Park <u>005-0400-4100</u>	631,002.00	631,002.00	56,627.20	264,275.47	0.00	-366,726.53	58.12 %
Category: R10 - Taxes - Sales Total:	631,002.00	631,002.00	56,627.20	264,275.47	0.00	-366,726.53	58.12%
Revenue Total:	631,002.00	631,002.00	56,627.20	264,275.47	0.00	-366,726.53	58.12%

Budget Report

For Fiscal: 2023 Period Ending: 05/31/2023

	Original Total Budget	Current Total Budget	Period Activity	Fiscal Activity	Encumbrances	Variance		
						Favorable (Unfavorable)	Percent Remaining	
Expense								
Category: E62 - Intergovernmental Tsfr								
Xfer to General - Park	631,002.00	631,002.00	52,583.00	262,915.00	0.00	368,087.00	58.33 %	
Category: E62 - Intergovernmental Tsfr Total:	631,002.00	631,002.00	52,583.00	262,915.00	0.00	368,087.00	58.33%	
Expense Total:	631,002.00	631,002.00	52,583.00	262,915.00	0.00	368,087.00	58.33%	
Department: 0400 - Parks Surplus (Deficit):	0.00	0.00	4,044.20	1,360.47	0.00	1,360.47	0.00%	
Department: 0500 - Fire								
Revenue								
Category: R10 - Taxes - Sales								
Designated Tax - Fire	1,577,502.00	1,577,502.00	141,568.00	660,688.67	0.00	-916,813.33	58.12 %	
Category: R10 - Taxes - Sales Total:	1,577,502.00	1,577,502.00	141,568.00	660,688.67	0.00	-916,813.33	58.12%	
Revenue Total:	1,577,502.00	1,577,502.00	141,568.00	660,688.67	0.00	-916,813.33	58.12%	
Category: E62 - Intergovernmental Tsfr								
Xfer to General - Fire	1,577,502.00	1,577,502.00	131,459.00	657,295.00	0.00	920,207.00	58.33 %	
Category: E62 - Intergovernmental Tsfr Total:	1,577,502.00	1,577,502.00	131,459.00	657,295.00	0.00	920,207.00	58.33%	
Expense Total:	1,577,502.00	1,577,502.00	131,459.00	657,295.00	0.00	920,207.00	58.33%	
Department: 0500 - Fire Surplus (Deficit):	0.00	0.00	10,109.00	3,393.67	0.00	3,393.67	0.00%	
Department: 0600 - Police								
Revenue								
Category: R10 - Taxes - Sales								
Designated Tax - Police	1,577,502.00	1,577,502.00	141,568.00	660,688.67	0.00	-916,813.33	58.12 %	
Category: R10 - Taxes - Sales Total:	1,577,502.00	1,577,502.00	141,568.00	660,688.67	0.00	-916,813.33	58.12%	
Revenue Total:	1,577,502.00	1,577,502.00	141,568.00	660,688.67	0.00	-916,813.33	58.12%	
Category: E62 - Intergovernmental Tsfr								
Xfer to General - Police	1,577,502.00	1,577,502.00	131,459.00	657,295.00	0.00	920,207.00	58.33 %	
Category: E62 - Intergovernmental Tsfr Total:	1,577,502.00	1,577,502.00	131,459.00	657,295.00	0.00	920,207.00	58.33%	
Expense Total:	1,577,502.00	1,577,502.00	131,459.00	657,295.00	0.00	920,207.00	58.33%	
Department: 0600 - Police Surplus (Deficit):	0.00	0.00	10,109.00	3,393.67	0.00	3,393.67	0.00%	
Department: 0800 - Street								
Revenue								
Category: R10 - Taxes - Sales								
Designated Tax - Street	1,893,000.00	1,893,000.00	169,881.58	792,826.38	0.00	-1,100,173.62	58.12 %	
Category: R10 - Taxes - Sales Total:	1,893,000.00	1,893,000.00	169,881.58	792,826.38	0.00	-1,100,173.62	58.12%	
Revenue Total:	1,893,000.00	1,893,000.00	169,881.58	792,826.38	0.00	-1,100,173.62	58.12%	

Budget Report

For Fiscal: 2023 Period Ending: 05/31/2023

Expense	Original Total Budget	Current Total Budget	Period Activity	Fiscal Activity	Encumbrances	Variance	
						Favorable	Percent Remaining
Category: E62 - Intergovernmental Tsfr Xfer to Street <u>005-0800-5622</u>	1,893,000.00	1,893,000.00	157,750.00	788,750.00	0.00	1,104,250.00	58.33 %
Category: E62 - Intergovernmental Tsfr Total:	1,893,000.00	1,893,000.00	157,750.00	788,750.00	0.00	1,104,250.00	58.33%
Expense Total:	1,893,000.00	1,893,000.00	157,750.00	788,750.00	0.00	1,104,250.00	58.33%
Department: 0800 - Street Surplus (Deficit):	0.00	0.00	12,131.58	4,076.38	0.00	4,076.38	0.00%
Fund: 005 - Designated Tax Fund Surplus (Deficit):	0.00	0.00	40,437.98	13,584.66	0.00	13,584.66	0.00%
Fund: 007 - Investment Account Department: 0100 - Administration Revenue							
Category: R85 - Interest Revenue Interest Revenue <u>007-0100-4850</u>	0.00	0.00	0.55	3,150.49	0.00	3,150.49	0.00 %
Category: R85 - Interest Revenue Total:	0.00	0.00	0.55	3,150.49	0.00	3,150.49	0.00%
Revenue Total:	0.00	0.00	0.55	3,150.49	0.00	3,150.49	0.00%
Category: E62 - Intergovernmental Tsfr Xfer to Other <u>007-0100-5626</u>	0.00	0.00	0.00	860,536.60	0.00	-860,536.60	0.00 %
Category: E62 - Intergovernmental Tsfr Total:	0.00	0.00	0.00	860,536.60	0.00	-860,536.60	0.00%
Expense							
Category: E85 - Interest Expense Loss <u>007-0100-5855</u>	0.00	0.00	271.30	-19,409.25	0.00	19,409.25	0.00 %
Category: E85 - Interest Expense Total:	0.00	0.00	271.30	-19,409.25	0.00	19,409.25	0.00%
Expense Total:	0.00	0.00	271.30	841,127.35	0.00	-841,127.35	0.00%
Department: 0100 - Administration Surplus (Deficit):	0.00	0.00	-270.75	-837,976.86	0.00	-837,976.86	0.00%
Fund: 007 - Investment Account Surplus (Deficit):	0.00	0.00	-270.75	-837,976.86	0.00	-837,976.86	0.00%
Fund: 020 - Animal Control Donation Department: 0200 - Animal Control Revenue							
Category: R68 - Donation Revenue Donation Revenue Ord 2011-24 <u>020-0200-4680</u>	2,500.00	2,500.00	0.00	0.00	0.00	-2,500.00	100.00 %
Category: R68 - Donation Revenue Total:	2,500.00	2,500.00	0.00	0.00	0.00	-2,500.00	100.00%
Revenue Total:	2,500.00	2,500.00	0.00	0.00	0.00	-2,500.00	100.00%

Budget Report

	Original Total Budget	Current Total Budget	Period Activity	Fiscal Activity	Encumbrances	Variance		Percent Remaining
						Favorable	(Unfavorable)	
Expense								
Category: E55 - Professional Services								
AC Donation Expense	2,500.00	2,500.00	0.00	984.42	0.00	1,515.58	60.62 %	
Category: E55 - Professional Services Total:	2,500.00	2,500.00	0.00	984.42	0.00	1,515.58	60.62%	
Expense Total:	2,500.00	2,500.00	0.00	984.42	0.00	1,515.58	60.62%	
Department: 0200 - Animal Control Surplus (Deficit):	0.00	0.00	0.00	-984.42	0.00	-984.42	0.00%	
Fund: 020 - Animal Control Donation Surplus (Deficit):	0.00	0.00	0.00	-984.42	0.00	-984.42	0.00%	
Fund: 030 - Act 1256 of 1995 Court								
Department: 0300 - Court								
Revenue								
Category: R40 - Fines & Forfeitures								
Act 1256 Civil Division	71,250.00	71,250.00	1,390.00	7,435.00	0.00	-63,815.00	89.56 %	
Act 1256 District Court Rev	330,000.00	330,000.00	17,448.26	101,972.40	0.00	-228,027.60	69.10 %	
Category: R40 - Fines & Forfeitures Total:	401,250.00	401,250.00	18,838.26	109,407.40	0.00	-291,842.60	72.73%	
Revenue Total:	401,250.00	401,250.00	18,838.26	109,407.40	0.00	-291,842.60	72.73%	
Expense								
Category: E01 - Personnel Expense								
Act 1256 Judge Retirement	5,200.00	5,200.00	394.84	1,974.20	0.00	3,225.80	62.03 %	
Category: E01 - Personnel Expense Total:	5,200.00	5,200.00	394.84	1,974.20	0.00	3,225.80	62.03%	
Expense								
Category: E40 - Operations Expense								
Act 316 of 1991 Expense	250.00	250.00	18.12	90.60	0.00	159.40	63.76 %	
Act 918 of 1983 Expense	17,500.00	17,500.00	1,342.64	6,713.20	0.00	10,786.80	61.64 %	
Act 1256 Co Admin of Justice	140,500.00	140,500.00	10,741.60	53,708.00	0.00	86,792.00	61.77 %	
Act 1256 Court Costs	15,250.00	15,250.00	1,181.04	5,905.20	0.00	9,344.80	61.28 %	
Act 1256 City Attorney	28,500.00	28,500.00	2,190.68	10,953.40	0.00	17,546.60	61.57 %	
Act 1256 DFA (State)	167,150.00	167,150.00	935.60	19,894.10	0.00	147,255.90	88.10 %	
Act 1256 Ordinance 89-15	26,000.00	26,000.00	1,966.60	9,833.00	0.00	16,167.00	62.18 %	
Act 1256 Intoximeter Expense	900.00	900.00	67.14	335.70	0.00	564.30	62.70 %	
Category: E40 - Operations Expense Total:	396,050.00	396,050.00	18,443.42	107,433.20	0.00	288,616.80	72.87%	
Expense Total:	401,250.00	401,250.00	18,838.26	109,407.40	0.00	291,842.60	72.73%	
Department: 0300 - Court Surplus (Deficit):	0.00	0.00	0.00	0.00	0.00	0.00	0.00%	
Fund: 030 - Act 1256 of 1995 Court Surplus (Deficit):	0.00	0.00	0.00	0.00	0.00	0.00	0.00%	

Budget Report

For Fiscal: 2023 Period Ending: 05/31/2023

Fund: 031 - Act 1809 of 2001 Court Auto
Department: 0300 - Court

Original Total Budget	Current Total Budget	Period Activity	Fiscal Activity	Encumbrances	Variance Favorable (Unfavorable)	Percent Remaining
36,000.00	36,000.00	2,807.50	14,943.50	0.00	-21,056.50	58.49 %
36,000.00	36,000.00	2,807.50	14,943.50	0.00	-21,056.50	58.49%

Category: R40 - Fines & Forfeitures Total:

Revenue Total:	36,000.00	2,807.50	14,943.50	0.00	-21,056.50	58.49%
----------------	-----------	----------	-----------	------	------------	--------

Expense

Category: E60 - Miscellaneous Expense

Original Total Budget	Current Total Budget	Period Activity	Fiscal Activity	Encumbrances	Variance Favorable (Unfavorable)	Percent Remaining
36,000.00	36,000.00	0.00	11,394.40	7,438.88	17,166.72	47.69 %
36,000.00	36,000.00	0.00	11,394.40	7,438.88	17,166.72	47.69%

Category: E60 - Miscellaneous Expense Total:

Expense Total:	36,000.00	0.00	11,394.40	7,438.88	17,166.72	47.69%
----------------	-----------	------	-----------	----------	-----------	--------

Department: 0300 - Court Surplus (Deficit):

0.00	0.00	2,807.50	3,549.10	-7,438.88	-3,889.78	0.00%
------	------	----------	----------	-----------	-----------	-------

Fund: 031 - Act 1809 of 2001 Court Auto Surplus (Deficit):

0.00	0.00	2,807.50	3,549.10	-7,438.88	-3,889.78	0.00%
------	------	----------	----------	-----------	-----------	-------

Fund: 045 - Park 1/8 SalesTax O & M

Department: 0400 - Parks

Revenue

Original Total Budget	Current Total Budget	Period Activity	Fiscal Activity	Encumbrances	Variance Favorable (Unfavorable)	Percent Remaining
788,751.00	788,751.00	70,784.00	330,344.33	0.00	-458,406.67	58.12 %
788,751.00	788,751.00	70,784.00	330,344.33	0.00	-458,406.67	58.12%

Category: R10 - Taxes - Sales

Park 1/8 Sales Tax

Category: R10 - Taxes - Sales Total:

Revenue Total:	788,751.00	70,784.00	330,344.33	0.00	-458,406.67	58.12%
----------------	------------	-----------	------------	------	-------------	--------

Expense

Category: E62 - Intergovernmental Tsfr

Original Total Budget	Current Total Budget	Period Activity	Fiscal Activity	Encumbrances	Variance Favorable (Unfavorable)	Percent Remaining
788,751.00	788,751.00	65,729.00	328,645.00	0.00	460,106.00	58.33 %
788,751.00	788,751.00	65,729.00	328,645.00	0.00	460,106.00	58.33%

Xfr to General

Category: E62 - Intergovernmental Tsfr Total:

Expense Total:	788,751.00	65,729.00	328,645.00	0.00	460,106.00	58.33%
----------------	------------	-----------	------------	------	------------	--------

Department: 0400 - Parks Surplus (Deficit):

0.00	0.00	5,055.00	1,699.33	0.00	1,699.33	0.00%
------	------	----------	----------	------	----------	-------

Fund: 045 - Park 1/8 SalesTax O & M Surplus (Deficit):

0.00	0.00	5,055.00	1,699.33	0.00	1,699.33	0.00%
------	------	----------	----------	------	----------	-------

Fund: 051 - Act 833 of 1991 Fire

Department: 0500 - Fire

Revenue

Original Total Budget	Current Total Budget	Period Activity	Fiscal Activity	Encumbrances	Variance Favorable (Unfavorable)	Percent Remaining
20,000.00	20,000.00	15,974.32	15,974.32	0.00	-4,025.68	20.13 %
20,000.00	20,000.00	15,974.32	15,974.32	0.00	-4,025.68	20.13%

Category: R15 - Taxes - Property

State Turnback

Category: R15 - Taxes - Property Total:

Revenue Total:	20,000.00	15,974.32	15,974.32	0.00	-4,025.68	20.13%
----------------	-----------	-----------	-----------	------	-----------	--------

Budget Report

	Original Total Budget	Current Total Budget	Period Activity	Fiscal Activity	Encumbrances	Variance Favorable (Unfavorable)	Percent Remaining
Expense							
Category: E40 - Operations Expense							
Act 833 Expense							
051-0500-5410	20,000.00	56,702.05	0.00	37,361.30	9,617.90	9,722.85	17.15 %
Category: E40 - Operations Expense Total:	20,000.00	56,702.05	0.00	37,361.30	9,617.90	9,722.85	17.15 %
Expense Total:	20,000.00	56,702.05	0.00	37,361.30	9,617.90	9,722.85	17.15 %
Department: 0500 - Fire Surplus (Deficit):	0.00	-36,702.05	15,974.32	-21,386.98	-9,617.90	5,697.17	15.52 %
Fund: 051 - Act 833 of 1991 Fire Surplus (Deficit):	0.00	-36,702.05	15,974.32	-21,386.98	-9,617.90	5,697.17	15.52 %
Fund: 055 - Fire 3/8 SalesTax							
Department: 0500 - Fire							
Revenue							
Category: R10 - Taxes - Sales							
Fire 3/8 Sales Tax							
055-0500-4120	2,366,253.00	2,366,253.00	212,351.99	991,032.97	0.00	-1,375,220.03	58.12 %
Category: R10 - Taxes - Sales Total:	2,366,253.00	2,366,253.00	212,351.99	991,032.97	0.00	-1,375,220.03	58.12 %
Revenue Total:	2,366,253.00	2,366,253.00	212,351.99	991,032.97	0.00	-1,375,220.03	58.12 %
Expense							
Category: E62 - Intergovernmental Tsfr							
Xfer to General							
055-0500-5620	2,366,253.00	2,366,253.00	197,188.00	985,940.00	0.00	1,380,313.00	58.33 %
Category: E62 - Intergovernmental Tsfr Total:	2,366,253.00	2,366,253.00	197,188.00	985,940.00	0.00	1,380,313.00	58.33 %
Expense Total:	2,366,253.00	2,366,253.00	197,188.00	985,940.00	0.00	1,380,313.00	58.33 %
Department: 0500 - Fire Surplus (Deficit):	0.00	0.00	15,163.99	5,092.97	0.00	5,092.97	0.00 %
Fund: 055 - Fire 3/8 SalesTax Surplus (Deficit):	0.00	0.00	15,163.99	5,092.97	0.00	5,092.97	0.00 %
Fund: 061 - Act 918 of 1983 Police							
Department: 0600 - Police							
Revenue							
Category: R40 - Fines & Forfeitures							
Admin of Justice Revenue							
061-0600-4410	15,000.00	15,000.00	1,342.64	6,713.20	0.00	-8,286.80	55.25 %
Category: R40 - Fines & Forfeitures Total:	15,000.00	15,000.00	1,342.64	6,713.20	0.00	-8,286.80	55.25 %
Revenue Total:	15,000.00	15,000.00	1,342.64	6,713.20	0.00	-8,286.80	55.25 %
Expense							
Category: E60 - Miscellaneous Expense							
Miscellaneous Expense							
061-0600-5600	15,000.00	15,000.00	0.00	6,317.32	0.00	8,682.68	57.88 %
Category: E60 - Miscellaneous Expense Total:	15,000.00	15,000.00	0.00	6,317.32	0.00	8,682.68	57.88 %
Expense Total:	15,000.00	15,000.00	0.00	6,317.32	0.00	8,682.68	57.88 %
Department: 0600 - Police Surplus (Deficit):	0.00	0.00	1,342.64	395.88	0.00	395.88	0.00 %
Fund: 061 - Act 918 of 1983 Police Surplus (Deficit):	0.00	0.00	1,342.64	395.88	0.00	395.88	0.00 %

Budget Report

For Fiscal: 2023 Period Ending: 05/31/2023

	Original Total Budget	Current Total Budget	Period Activity	Fiscal Activity	Encumbrances	Variance Favorable (Unfavorable)	Percent Remaining
Fund: 062 - Act 988 of 1991 Emerg Veh							
Department: 0600 - Police							
Revenue							
Category: R40 - Fines & Forfeitures							
Act 988 of 1991 Revenue	12,000.00	12,000.00	240.00	1,096.17	0.00	-10,903.83	90.87 %
Category: R40 - Fines & Forfeitures Total:	12,000.00	12,000.00	240.00	1,096.17	0.00	-10,903.83	90.87%
Revenue Total:	12,000.00	12,000.00	240.00	1,096.17	0.00	-10,903.83	90.87%
Expense							
Category: E40 - Operations Expense							
Act 988 Expense	12,000.00	12,000.00	0.00	0.00	0.00	12,000.00	100.00 %
Category: E40 - Operations Expense Total:	12,000.00	12,000.00	0.00	0.00	0.00	12,000.00	100.00%
Expense Total:	12,000.00	12,000.00	0.00	0.00	0.00	12,000.00	100.00%
Department: 0600 - Police Surplus (Deficit):	0.00	0.00	240.00	1,096.17	0.00	1,096.17	0.00%
Fund: 062 - Act 988 of 1991 Emerg Veh Surplus (Deficit):	0.00	0.00	240.00	1,096.17	0.00	1,096.17	0.00%
Fund: 066 - Federal Drug Control							
Department: 0600 - Police							
Revenue							
Category: R85 - Interest Revenue							
Interest Revenue	0.00	0.00	0.26	1.21	0.00	1.21	0.00 %
Category: R85 - Interest Revenue Total:	0.00	0.00	0.26	1.21	0.00	1.21	0.00%
Revenue Total:	0.00	0.00	0.26	1.21	0.00	1.21	0.00%
Department: 0600 - Police Total:	0.00	0.00	0.26	1.21	0.00	1.21	0.00%
Fund: 066 - Federal Drug Control Total:	0.00	0.00	0.26	1.21	0.00	1.21	0.00%
Fund: 068 - State Drug Control							
Department: 0600 - Police							
Revenue							
Category: R40 - Fines & Forfeitures							
Drug Seizure Revenue	2,500.00	2,500.00	0.00	0.00	0.00	-2,500.00	100.00 %
Category: R40 - Fines & Forfeitures Total:	2,500.00	2,500.00	0.00	0.00	0.00	-2,500.00	100.00%
Interest Revenue	0.00	0.00	0.21	0.97	0.00	0.97	0.00 %
Category: R85 - Interest Revenue Total:	0.00	0.00	0.21	0.97	0.00	0.97	0.00%
Revenue Total:	2,500.00	2,500.00	0.21	0.97	0.00	-2,499.03	99.96%

Budget Report

For Fiscal: 2023 Period Ending: 05/31/2023

Expense	Original Total Budget	Current Total Budget	Period Activity	Fiscal Activity	Encumbrances	Variance		
						Favorable	Percent Remaining	
Category: E60 - Miscellaneous Expense								
Miscellaneous Expense	2,500.00	2,500.00	0.00	0.00	0.00	2,500.00	100.00 %	
Category: E60 - Miscellaneous Expense Total:	2,500.00	2,500.00	0.00	0.00	0.00	2,500.00	100.00%	
Expense Total:	2,500.00	2,500.00	0.00	0.00	0.00	2,500.00	100.00%	
Department: 0600 - Police Surplus (Deficit):	0.00	0.00	0.21	0.97	0.00	0.97	0.00%	
Fund: 068 - State Drug Control Surplus (Deficit):	0.00	0.00	0.21	0.97	0.00	0.97	0.00%	
Fund: 080 - Street Fund								
Department: 0140 - Stormwater								
Expense								
Category: E01 - Personnel Expense								
Salary Expense	271,720.61	271,720.61	18,205.10	99,191.96	0.00	172,528.65	63.49 %	
Overtime Expense	695.00	695.00	54.08	224.04	0.00	470.96	67.76 %	
FICA Expense	20,836.64	20,836.64	1,372.29	7,484.38	0.00	13,352.26	64.08 %	
Unemployment Expense	180.00	180.00	0.00	89.57	0.00	90.43	50.24 %	
Worker's Comp Expense	500.00	600.00	0.00	580.45	0.00	19.55	3.26 %	
APERS Expense	41,724.88	41,724.88	2,797.35	15,230.74	0.00	26,494.14	63.50 %	
Health Insurance Expense	58,447.74	58,447.74	3,250.69	16,003.82	0.00	42,443.92	72.62 %	
Physical & Drug Screen Exp	300.00	300.00	0.00	138.00	0.00	162.00	54.00 %	
Uniform Expense	4,525.00	4,525.00	0.00	1,592.48	0.00	2,932.52	64.81 %	
Travel & Training Expense	10,000.00	10,000.00	325.00	3,407.88	0.00	6,592.12	65.92 %	
Category: E01 - Personnel Expense Total:	408,929.87	409,029.87	26,004.51	143,943.32	0.00	265,086.55	64.81%	
Category: E10 - Building & Grounds Exp								
Communication Exp - Cellular	3,024.00	3,024.00	333.36	1,583.00	450.00	991.00	32.77 %	
Category: E10 - Building & Grounds Exp Total:	3,024.00	3,024.00	333.36	1,583.00	450.00	991.00	32.77%	
Category: E20 - Vehicle Expense								
Fuel Expense	7,200.00	7,200.00	341.55	1,701.43	0.00	5,498.57	76.37 %	
Service & Repair - Vehicle	10,000.00	23,834.56	13,834.56	14,020.11	0.00	9,814.45	41.18 %	
Tire Expense	3,000.00	3,000.00	1,062.00	1,062.00	0.00	1,938.00	64.60 %	
Insurance Expense - Vehicle	1,000.00	1,000.00	0.00	956.75	0.00	43.25	4.33 %	
Category: E20 - Vehicle Expense Total:	21,200.00	35,034.56	15,238.11	17,740.29	0.00	17,294.27	49.36%	
Category: E30 - Supply Expense								
Supplies - Office	5,000.00	5,000.00	268.53	1,709.39	0.00	3,290.61	65.81 %	
Supplies - Operating	5,000.00	17,700.00	0.00	1,874.31	0.00	15,825.69	89.41 %	
Prisoner Care Expense	2,700.00	2,700.00	0.00	0.00	0.00	2,700.00	100.00 %	
Category: E30 - Supply Expense Total:	12,700.00	25,400.00	268.53	3,583.70	0.00	21,816.30	85.89%	
Category: E40 - Operations Expense								
Elections or Permit Fee Exp	1,200.00	1,200.00	200.00	200.00	0.00	1,000.00	83.33 %	

Budget Report

For Fiscal: 2023 Period Ending: 05/31/2023

	Original Total Budget	Current Total Budget	Period Activity	Fiscal Activity	Encumbrances	Variance Favorable (Unfavorable)	Percent Remaining
Public Education Expense	5,000.00	5,000.00	0.00	1,434.26	0.00	3,565.74	71.31 %
Category: E40 - Operations Expense Total:	6,200.00	6,200.00	200.00	1,634.26	0.00	4,565.74	73.64%
Category: E55 - Professional Services							
Prof Services - Engineering	100,000.00	150,510.00	7,303.13	18,388.35	51,140.00	80,981.65	53.80 %
Prof Services - Printing	250.00	250.00	0.00	0.00	0.00	250.00	100.00 %
Category: E55 - Professional Services Total:	100,250.00	150,760.00	7,303.13	18,388.35	51,140.00	81,231.65	53.88%
Category: E80 - Fixed Assets							
Fixed Assets - Vehicles	62,000.00	62,000.00	62,103.00	62,103.00	0.00	-103.00	-0.17 %
Category: E80 - Fixed Assets Total:	62,000.00	62,000.00	62,103.00	62,103.00	0.00	-103.00	-0.17%
Expense Total:	614,303.87	691,448.43	111,450.64	248,975.92	51,590.00	390,882.51	56.53%
Department: 0140 - Stormwater	614,303.87	691,448.43	111,450.64	248,975.92	51,590.00	390,882.51	56.53%
Department: 0800 - Street Revenue							
Category: R10 - Taxes - Sales							
1/2 Cent Sales Tax Expires 7/2023	456,000.00	456,000.00	52,710.78	260,144.40	0.00	-195,855.60	42.95 %
Category: R10 - Taxes - Sales Total:	456,000.00	456,000.00	52,710.78	260,144.40	0.00	-195,855.60	42.95%
Category: R15 - Taxes - Property							
State Turnback	924,000.00	924,000.00	87,095.46	455,929.88	0.00	-468,070.12	50.66 %
Saline County Treasurer	444,000.00	444,000.00	74,438.09	167,860.99	0.00	-276,139.01	62.19 %
Category: R15 - Taxes - Property Total:	1,368,000.00	1,368,000.00	161,533.55	623,790.87	0.00	-744,209.13	54.40%
Category: R60 - Miscellaneous Revenue							
Miscellaneous Revenue	1,000.00	1,577.84	0.00	3,014.08	0.00	1,436.24	191.03 %
Category: R60 - Miscellaneous Revenue Total:	1,000.00	1,577.84	0.00	3,014.08	0.00	1,436.24	91.03%
Category: R62 - Intergovernmental Tsfrs							
Xfr Designated Tax	1,893,000.00	1,893,000.00	157,750.00	788,750.00	0.00	-1,104,250.00	58.33 %
Category: R62 - Intergovernmental Tsfrs Total:	1,893,000.00	1,893,000.00	157,750.00	788,750.00	0.00	-1,104,250.00	58.33%
Category: R64 - Reimbursement							
Reimbursement Revenue	425,000.00	425,000.00	0.00	0.00	0.00	-425,000.00	100.00 %
Category: R64 - Reimbursement Total:	425,000.00	425,000.00	0.00	0.00	0.00	-425,000.00	100.00%
Category: R85 - Interest Revenue							
Interest Revenue	775.00	775.00	0.00	0.00	0.00	-775.00	100.00 %
Category: R85 - Interest Revenue Total:	775.00	775.00	0.00	0.00	0.00	-775.00	100.00%
Revenue Total:	4,143,775.00	4,144,352.84	371,994.33	1,675,699.35	0.00	-2,468,653.49	59.57%
Expense							
Category: E01 - Personnel Expense							
Salary Expense	869,963.91	869,963.91	48,279.87	258,267.42	0.00	611,696.49	70.31 %
SWB Reimbursement	206,796.00	206,796.00	17,233.00	86,165.00	0.00	120,631.00	58.33 %
Overtime Expense	10,000.00	10,000.00	817.33	2,212.90	0.00	7,787.10	77.87 %

	Original Total Budget	Current Total Budget	Period Activity	Fiscal Activity	Encumbrances	Variance Favorable (Unfavorable)	Percent Remaining
FICA Expense	67,317.24	67,317.24	3,693.14	19,603.29	0.00	47,713.95	70.88 %
Unemployment Expense	1,380.00	1,380.00	2.88	301.51	0.00	1,078.49	78.15 %
Worker's Comp Expense	18,000.00	22,000.00	0.00	21,940.59	0.00	59.41	0.27 %
APERS Expense	134,775.96	134,775.96	7,500.51	39,884.48	0.00	94,891.48	70.41 %
Health Insurance Expense	188,599.64	188,599.64	9,418.06	48,093.13	0.00	140,506.51	74.50 %
Physical & Drug Screen Exp	2,200.00	2,200.00	35.23	105.67	0.00	2,094.33	95.20 %
Uniform Expense	13,003.13	13,003.13	687.88	5,070.12	0.00	7,933.01	61.01 %
Travel & Training Expense	15,000.00	15,000.00	810.00	3,897.16	1,956.50	9,146.34	60.98 %
Category: E01 - Personnel Expense Total:	1,527,035.88	1,531,035.88	88,477.90	485,541.27	1,956.50	1,043,538.11	68.16%
Category: E10 - Building & Grounds Exp							
Repairs & Maint - Building	35,000.00	35,000.00	134.25	7,520.38	109.87	27,369.75	78.20 %
Utilities - Electric	20,000.00	20,000.00	11,058.39	46,092.00	-97,699.93	71,607.93	358.04 %
Utilities - Gas	2,499.96	2,499.96	26.30	1,520.99	0.00	978.97	39.16 %
Utilities - Water	5,000.00	5,000.00	42.53	212.89	0.00	4,787.11	95.74 %
Com Exp - Tel Landline.interne	14,640.00	14,640.00	862.02	4,802.10	750.00	9,087.90	62.08 %
Communication Exp - Cellular	4,500.00	4,500.00	560.27	2,614.24	905.10	980.66	21.79 %
Insurance - Property	1,965.00	1,965.00	0.00	0.00	0.00	1,965.00	100.00 %
Sanitation	3,500.00	3,500.00	1,025.56	2,875.26	4,384.31	-3,759.57	-107.42 %
Supplies - B&G	3,600.00	3,600.00	171.23	889.65	736.20	1,974.15	54.84 %
Janitorial Supplies and Main	2,000.00	2,000.00	574.37	901.95	384.58	713.47	35.67 %
Tools	12,000.00	12,000.00	2,069.57	6,879.76	409.84	4,710.40	39.25 %
Category: E10 - Building & Grounds Exp Total:	104,704.96	104,704.96	16,524.49	74,309.22	-90,020.03	120,415.77	115.00%
Category: E20 - Vehicle Expense							
Fuel Expense	70,000.00	70,000.00	6,352.37	26,266.92	0.00	43,733.08	62.48 %
Service & Repair - Vehicle	90,000.00	90,577.84	9,840.32	49,294.56	4,770.41	36,512.87	40.31 %
Tire Expense	15,000.00	15,000.00	911.34	3,350.39	0.00	11,649.61	77.66 %
Insurance Expense - Vehicle	22,000.00	27,322.50	0.00	24,244.02	0.00	3,078.48	11.27 %
Radios	1,500.00	1,500.00	0.00	1,467.77	0.00	32.23	2.15 %
Equipment Rental	20,000.00	20,000.00	0.00	0.00	0.00	20,000.00	100.00 %
Category: E20 - Vehicle Expense Total:	218,500.00	224,400.34	17,104.03	104,623.66	4,770.41	115,006.27	51.25%
Category: E30 - Supply Expense							
Supplies - Office	6,000.00	6,000.00	135.56	3,207.45	0.00	2,792.55	46.54 %
Supplies - Signs	40,000.08	40,000.08	0.00	22,888.04	-9,685.47	26,797.51	66.99 %
Supplies - Operating	242,448.00	245,472.74	6,692.06	59,042.47	16,749.10	169,681.17	69.12 %
Material and Maint	100,000.08	100,000.08	0.00	19,212.95	10,808.13	69,979.00	69.98 %
Postage Expense	504.00	504.00	10.80	206.46	125.00	172.54	34.23 %
Category: E30 - Supply Expense Total:	388,952.16	391,976.90	6,838.42	104,557.37	17,996.76	269,422.77	68.73%
Category: E40 - Operations Expense							
Dues & Subscriptions	5,283.00	5,283.00	0.00	50.91	0.00	5,232.09	99.04 %
Safety Program	3,000.00	3,000.00	0.00	0.00	0.00	3,000.00	100.00 %

Budget Report

For Fiscal: 2023 Period Ending: 05/31/2023

	Original Total Budget	Current Total Budget	Period Activity	Fiscal Activity	Encumbrances	Variance Favorable (Unfavorable)	Percent Remaining
<u>080-0800-5535</u>	4,000.00	4,000.00	0.00	0.00	0.00	4,000.00	100.00 %
<u>080-0800-5545</u>	50,000.00	50,000.00	0.00	0.00	0.00	50,000.00	100.00 %
<u>080-0800-5546</u>	227,000.00	224,817.00	3,983.19	21,367.00	0.00	203,450.00	90.50 %
<u>080-0800-5547</u>	5,000.00	5,000.00	304.88	304.88	0.00	4,695.12	93.90 %
Category: E40 - Operations Expense Total:	294,283.00	292,100.00	4,288.07	21,722.79	0.00	270,377.21	92.56%
Category: E55 - Professional Services							
<u>080-0800-5550</u>	13,750.00	13,750.00	0.00	0.00	0.00	13,750.00	100.00 %
<u>080-0800-5553</u>	3,500.04	3,500.04	0.00	753.48	0.00	2,746.56	78.47 %
<u>080-0800-5562</u>	750.00	750.00	0.00	0.00	0.00	750.00	100.00 %
<u>080-0800-5571</u>	120,000.00	153,790.00	31,511.86	34,982.02	26,863.03	91,944.95	59.79 %
<u>080-0800-5586</u>	190,000.00	190,000.00	12,710.48	38,625.23	40,473.28	110,901.49	58.37 %
<u>080-0800-5589</u>	500.00	500.00	0.00	0.00	0.00	500.00	100.00 %
Category: E55 - Professional Services Total:	328,500.04	362,290.04	44,222.34	74,360.73	67,336.31	220,593.00	60.89%
Category: E60 - Miscellaneous Expense							
<u>080-0800-5604</u>	5,500.00	5,500.00	328.53	8,281.24	0.00	-2,781.24	-50.57 %
<u>080-0800-5608</u>	48,465.00	48,465.00	1,945.00	6,414.01	36,812.00	5,238.99	10.81 %
<u>080-0800-5614</u>	0.00	0.00	147.74	738.72	0.00	-738.72	0.00 %
Category: E60 - Miscellaneous Expense Total:	53,965.00	53,965.00	2,421.27	15,433.97	36,812.00	1,719.03	3.19%
Category: E80 - Fixed Assets							
<u>080-0800-5808</u>	346,000.00	297,500.00	177,781.15	177,781.15	153,219.85	-33,501.00	-11.26 %
<u>080-0800-5810</u>	473,000.00	932,426.88	14,172.38	300,708.40	600,958.50	30,759.98	3.30 %
<u>080-0800-5816</u>	269,000.00	1,052,837.36	1,613.00	298,829.42	568,053.73	185,954.21	17.66 %
Category: E80 - Fixed Assets Total:	1,088,000.00	2,282,764.24	193,566.53	777,318.97	1,322,232.08	183,213.19	8.03%
Category: E90 - Construction Projects							
<u>080-0800-5910</u>	600,000.00	886,285.96	0.00	276,109.03	5,750.01	604,426.92	68.20 %
Category: E90 - Construction Projects Total:	600,000.00	886,285.96	0.00	276,109.03	5,750.01	604,426.92	68.20%
Expense Total:	4,603,941.04	6,129,523.32	373,443.05	1,933,977.01	1,366,834.04	2,828,712.27	46.15%
Department: 0800 - Street Surplus (Deficit):	-460,166.04	-1,985,170.48	-1,448.72	-258,277.66	-1,366,834.04	360,058.78	18.14%
Fund: 080 - Street Fund Surplus (Deficit):	-1,074,469.91	-2,676,618.91	-112,899.36	-507,253.58	-1,418,424.04	750,941.29	28.06%
Fund: 110 - Special Redemp - 2016 Bond							
Department: 0100 - Administration							
Revenue							
Category: R62 - Intergovernmental Tsfrs							
<u>110-0100-4623</u>	0.00	0.00	2,902.77	13,344.14	0.00	13,344.14	0.00 %
Category: R62 - Intergovernmental Tsfrs Total:	0.00	0.00	2,902.77	13,344.14	0.00	13,344.14	0.00%

Budget Report

For Fiscal: 2023 Period Ending: 05/31/2023

	Original Total Budget	Current Total Budget	Period Activity	Fiscal Activity	Encumbrances	Variance Favorable (Unfavorable)	Percent Remaining
Category: R85 - Interest Revenue	0.00	0.00	98.23	357.67	0.00	357.67	0.00 %
Gain on Investment	0.00	0.00	98.23	357.67	0.00	357.67	0.00%
Category: R85 - Interest Revenue Total:	0.00	0.00	3,001.00	13,701.81	0.00	13,701.81	0.00%
Revenue Total:	0.00	0.00	3,001.00	13,701.81	0.00	13,701.81	0.00%
Department: 0100 - Administration	0.00	0.00	3,001.00	13,701.81	0.00	13,701.81	0.00%
Fund: 110 - Special Redemp - 2016 Bond Total:	0.00	0.00	3,001.00	13,701.81	0.00	13,701.81	0.00%
Fund: 113 - Debt Service Reserve Fund							
Department: 0100 - Administration							
Revenue							
Category: R85 - Interest Revenue	0.00	0.00	2,902.77	13,344.14	0.00	13,344.14	0.00 %
Interest Revenue	0.00	0.00	2,902.77	13,344.14	0.00	13,344.14	0.00%
Category: R85 - Interest Revenue Total:	0.00	0.00	2,902.77	13,344.14	0.00	13,344.14	0.00%
Revenue Total:	0.00	0.00	2,902.77	13,344.14	0.00	13,344.14	0.00%
Expense							
Category: E62 - Intergovernmental Tsfr	0.00	0.00	2,902.77	13,344.14	0.00	-13,344.14	0.00 %
Xfer to other fund	0.00	0.00	2,902.77	13,344.14	0.00	-13,344.14	0.00%
Category: E62 - Intergovernmental Tsfr Total:	0.00	0.00	2,902.77	13,344.14	0.00	-13,344.14	0.00%
Expense Total:	0.00	0.00	2,902.77	13,344.14	0.00	-13,344.14	0.00%
Department: 0100 - Administration Surplus (Deficit):	0.00	0.00	0.00	0.00	0.00	0.00	0.00%
Fund: 113 - Debt Service Reserve Fund Surplus (Deficit):	0.00	0.00	0.00	0.00	0.00	0.00	0.00%
Fund: 114 - 2016 Bond Fund							
Department: 0100 - Administration							
Revenue							
Category: R10 - Taxes - Sales	0.00	0.00	283,135.99	1,321,377.33	0.00	1,321,377.33	0.00 %
Loan Proceeds	0.00	0.00	283,135.99	1,321,377.33	0.00	1,321,377.33	0.00%
Category: R10 - Taxes - Sales Total:	0.00	0.00	283,135.99	1,321,377.33	0.00	1,321,377.33	0.00%
Revenue Total:	0.00	0.00	283,135.99	1,321,377.33	0.00	1,321,377.33	0.00%
Department: 0100 - Administration Total:	0.00	0.00	283,135.99	1,321,377.33	0.00	1,321,377.33	0.00%
Department: 0400 - Parks							
Revenue							
Category: R85 - Interest Revenue	0.00	0.00	6,714.48	21,920.89	0.00	21,920.89	0.00 %
Interest Revenue	0.00	0.00	6,714.48	21,920.89	0.00	21,920.89	0.00%
Category: R85 - Interest Revenue Total:	0.00	0.00	6,714.48	21,920.89	0.00	21,920.89	0.00%
Revenue Total:	0.00	0.00	6,714.48	21,920.89	0.00	21,920.89	0.00%
Department: 0400 - Parks Total:	0.00	0.00	6,714.48	21,920.89	0.00	21,920.89	0.00%
Fund: 114 - 2016 Bond Fund Total:	0.00	0.00	289,850.47	1,343,298.22	0.00	1,343,298.22	0.00%

Budget Report

For Fiscal: 2023 Period Ending: 05/31/2023

Fund: 167 - 2022 Amend 78
 Department: 0100 - Administration
 Revenue

Category: R10 - Taxes - Sales
 Loan Proceeds

	Original Total Budget	Current Total Budget	Period Activity	Fiscal Activity	Encumbrances	Variance Favorable (Unfavorable)	Percent Remaining
Category: R10 - Taxes - Sales Total:	0.00	0.00	0.00	-40,200.00	0.00	-40,200.00	0.00 %
Revenue Total:	0.00	0.00	0.00	-40,200.00	0.00	-40,200.00	0.00 %
Department: 0100 - Administration Total:	0.00	0.00	0.00	-40,200.00	0.00	-40,200.00	0.00 %
Fund: 167 - 2022 Amend 78 Total:	0.00	0.00	0.00	-40,200.00	0.00	-40,200.00	0.00 %

Fund: 183 - 2023 Street Bond DSR
 Department: 0800 - Street
 Revenue

Category: R10 - Taxes - Sales
 Loan Proceeds

Category: R10 - Taxes - Sales Total:	0.00	0.00	586,490.00	586,490.00	0.00	586,490.00	0.00 %
Revenue Total:	0.00	0.00	586,490.00	586,490.00	0.00	586,490.00	0.00 %
Department: 0800 - Street Total:	0.00	0.00	586,490.00	586,490.00	0.00	586,490.00	0.00 %
Fund: 183 - 2023 Street Bond DSR Total:	0.00	0.00	586,490.00	586,490.00	0.00	586,490.00	0.00 %

Fund: 185 - Street Bond 2016 DS
 Department: 0800 - Street
 Revenue

Category: R62 - Intergovernmental Tsfrs
 Xfer from Other

Category: R62 - Intergovernmental Tsfrs Total:	0.00	0.00	52,973.08	267,784.58	0.00	267,784.58	0.00 %
Revenue Total:	0.00	0.00	52,973.08	267,784.58	0.00	267,784.58	0.00 %

Category: R85 - Interest Revenue
 Interest Revenue

Category: R85 - Interest Revenue Total:	0.00	0.00	454.90	3,474.88	0.00	3,474.88	0.00 %
Revenue Total:	0.00	0.00	454.90	3,474.88	0.00	3,474.88	0.00 %

Expense

Category: E72 - Bond Expense
 Bond Principal Pmt
 Bond Fees
 Interest Expense

Category: E72 - Bond Expense Total:	0.00	0.00	83.33	507,638.53	0.00	-507,638.53	0.00 %
Expense Total:	0.00	0.00	83.33	507,638.53	0.00	-507,638.53	0.00 %
Department: 0800 - Street Surplus (Deficit):	0.00	0.00	53,344.65	-236,379.07	0.00	-236,379.07	0.00 %
Fund: 185 - Street Bond 2016 DS Surplus (Deficit):	0.00	0.00	53,344.65	-236,379.07	0.00	-236,379.07	0.00 %

	Original Total Budget	Current Total Budget	Period Activity	Fiscal Activity	Encumbrances	Variance Favorable (Unfavorable)	Percent Remaining
Fund: 186 - Street Bond 2016 DSR							
Department: 0800 - Street							
Revenue							
Category: R85 - Interest Revenue							
Interest Revenue	0.00	0.00	1,240.72	5,633.58	0.00	5,633.58	0.00 %
<u>186-0800-4850</u>	0.00	0.00	1,240.72	5,633.58	0.00	5,633.58	0.00%
Category: R85 - Interest Revenue Total:	0.00	0.00	1,240.72	5,633.58	0.00	5,633.58	0.00%
Revenue Total:	0.00	0.00	1,240.72	5,633.58	0.00	5,633.58	0.00%
Expense							
Category: E62 - Intergovernmental Tsfr							
Xfer to Other	0.00	0.00	0.00	2,105.29	0.00	-2,105.29	0.00 %
<u>186-0800-5626</u>	0.00	0.00	0.00	2,105.29	0.00	-2,105.29	0.00%
Category: E62 - Intergovernmental Tsfr Total:	0.00	0.00	0.00	2,105.29	0.00	-2,105.29	0.00%
Expense Total:	0.00	0.00	0.00	2,105.29	0.00	-2,105.29	0.00%
Department: 0800 - Street Surplus (Deficit):	0.00	0.00	1,240.72	3,528.29	0.00	3,528.29	0.00%
Fund: 186 - Street Bond 2016 DSR Surplus (Deficit):	0.00	0.00	1,240.72	3,528.29	0.00	3,528.29	0.00%
Fund: 187 - 2016 Street Construction Fund							
Department: 0800 - Street							
Revenue							
Category: R64 - Reimbursement							
Reimbursement Revenue	0.00	0.00	0.00	2,024,370.34	0.00	2,024,370.34	0.00 %
<u>187-0800-4640</u>	0.00	0.00	0.00	2,024,370.34	0.00	2,024,370.34	0.00%
Category: R64 - Reimbursement Total:	0.00	0.00	0.00	2,024,370.34	0.00	2,024,370.34	0.00%
Category: R85 - Interest Revenue							
Interest Revenue	0.00	0.00	21,217.06	48,681.08	0.00	48,681.08	0.00 %
<u>187-0800-4850</u>	0.00	0.00	21,217.06	48,681.08	0.00	48,681.08	0.00%
Category: R85 - Interest Revenue Total:	0.00	0.00	21,217.06	48,681.08	0.00	48,681.08	0.00%
Revenue Total:	0.00	0.00	21,217.06	2,073,051.42	0.00	2,073,051.42	0.00%
Expense							
Category: E90 - Construction Projects							
Construction Projects	0.00	0.00	1,379,100.84	255,619.49	0.00	-255,619.49	0.00 %
<u>187-0800-5900</u>	0.00	0.00	1,379,100.84	255,619.49	0.00	-255,619.49	0.00%
Category: E90 - Construction Projects Total:	0.00	0.00	1,379,100.84	255,619.49	0.00	-255,619.49	0.00%
Expense Total:	0.00	0.00	1,379,100.84	255,619.49	0.00	-255,619.49	0.00%
Department: 0800 - Street Surplus (Deficit):	0.00	0.00	-1,357,883.78	1,817,431.93	0.00	1,817,431.93	0.00%
Fund: 187 - 2016 Street Construction Fund Surplus (Deficit):	0.00	0.00	-1,357,883.78	1,817,431.93	0.00	1,817,431.93	0.00%

Budget Report

For Fiscal: 2023 Period Ending: 05/31/2023

	Original Total Budget	Current Total Budget	Period Activity	Fiscal Activity	Encumbrances	Variance Favorable (Unfavorable)	Percent Remaining
Fund: 188 - 2023 Improvement Fund							
Department: 0800 - Street Revenue							
Category: R10 - Taxes - Sales							
Loan Proceeds	0.00	0.00	9,948,051.01	9,948,051.01	0.00	9,948,051.01	0.00 %
Category: R10 - Taxes - Sales Total:	0.00	0.00	9,948,051.01	9,948,051.01	0.00	9,948,051.01	0.00%
Revenue Total:	0.00	0.00	9,948,051.01	9,948,051.01	0.00	9,948,051.01	0.00%
Department: 0800 - Street Total:	0.00	0.00	9,948,051.01	9,948,051.01	0.00	9,948,051.01	0.00%
Fund: 188 - 2023 Improvement Fund Total:	0.00	0.00	9,948,051.01	9,948,051.01	0.00	9,948,051.01	0.00%
Fund: 500 - Water Fund							
Department: 0140 - Stormwater Revenue							
Category: R50 - Sale of Services							
Stormwater Rev Fees	20,000.00	20,000.00	-9,975.00	0.00	0.00	-20,000.00	100.00 %
Stormwater Rev - Residential	244,000.00	244,000.00	-80,789.26	0.00	0.00	-244,000.00	100.00 %
Stormwater Rev - Business	44,000.00	44,000.00	-15,420.00	0.00	0.00	-44,000.00	100.00 %
Category: R50 - Sale of Services Total:	308,000.00	308,000.00	-106,184.26	0.00	0.00	-308,000.00	100.00%
Revenue Total:	308,000.00	308,000.00	-106,184.26	0.00	0.00	-308,000.00	100.00%
Category: E62 - Intergovernmental Tsfr							
Xfer to Fund 515	308,000.00	308,000.00	0.00	0.00	0.00	308,000.00	100.00 %
Category: E62 - Intergovernmental Tsfr Total:	308,000.00	308,000.00	0.00	0.00	0.00	308,000.00	100.00%
Expense Total:	308,000.00	308,000.00	0.00	0.00	0.00	308,000.00	100.00%
Department: 0140 - Stormwater Surplus (Deficit):	0.00	0.00	-106,184.26	0.00	0.00	0.00	0.00%
Department: 0900 - Water							
Revenue							
Category: R50 - Sale of Services							
CAW Watershed	112,500.00	112,500.00	8,366.01	41,722.04	0.00	-70,777.96	62.91 %
One Time Charge	38,500.00	38,500.00	-13.75	8,819.25	0.00	-29,680.75	77.09 %
Penalties	150,000.00	150,000.00	48,179.94	166,072.79	0.00	16,072.79	110.72 %
Insufficient Check Fee	2,000.00	2,000.00	325.00	1,150.00	0.00	-850.00	42.50 %
Sales - CAW System Devel	6,529.00	6,529.00	600.00	4,875.00	0.00	-1,654.00	25.33 %
Sales - FSDWA	39,600.00	39,600.00	3,347.85	16,665.32	0.00	-22,934.68	57.92 %
Water Misc Income	98,737.00	98,737.00	653.75	40,993.25	0.00	-57,743.75	58.48 %
Sales - Pump Maintenance	32,000.00	32,000.00	-11.20	3,693.75	0.00	-28,306.25	88.46 %
Sales - Service Charges	27,500.00	27,500.00	2,614.44	11,837.44	0.00	-15,662.56	56.95 %
Sales - Water	4,323,000.00	4,323,000.00	270,158.17	1,322,217.68	0.00	-3,000,782.32	69.41 %
Sales - Water Connections	17,000.00	17,000.00	3,500.00	16,465.00	0.00	-535.00	3.15 %
Sales Tax Revenue	270,000.00	270,000.00	26,589.45	131,018.99	0.00	-138,981.01	51.47 %

Budget Report

For Fiscal: 2023 Period Ending: 05/31/2023

	Original Total Budget	Current Total Budget	Period Activity	Fiscal Activity	Encumbrances	Variance Favorable (Unfavorable) Remaining	Percent Remaining
500-0900-4566	4,356.00	4,356.00	474.30	2,358.00	0.00	-1,998.00	45.87 %
Category: R50 - Sale of Services Total:	5,121,722.00	5,121,722.00	364,783.96	1,767,888.51	0.00	-3,353,833.49	65.48%
Woodland Hills Watershed							
Category: R60 - Miscellaneous Revenue							
500-0900-4600	0.00	0.00	28.63	66.39	0.00	66.39	0.00 %
500-0900-4631	35,000.00	35,000.00	0.00	0.00	0.00	-35,000.00	100.00 %
500-0900-4632	0.00	0.00	1,300.00	1,300.00	0.00	1,300.00	0.00 %
Category: R60 - Miscellaneous Revenue Total:	35,000.00	35,000.00	1,328.63	1,366.39	0.00	-33,633.61	96.10%
Category: R62 - Intergovernmental Tsfrs							
500-0900-4623	0.00	0.00	0.00	17,270.00	0.00	17,270.00	0.00 %
Xfer to Other	0.00	0.00	0.00	17,270.00	0.00	17,270.00	0.00%
Category: R62 - Intergovernmental Tsfrs Total:	0.00	0.00	0.00	17,270.00	0.00	17,270.00	0.00%
Revenue Total:	5,156,722.00	5,156,722.00	366,112.59	1,786,524.90	0.00	-3,370,197.10	65.36%
Expense							
Category: E01 - Personnel Expense							
500-0900-5000	771,038.69	771,038.69	56,725.00	282,847.99	0.00	488,190.70	63.32 %
500-0900-5005	206,796.00	206,796.00	17,233.00	86,165.00	0.00	120,631.00	58.33 %
500-0900-5010	28,825.00	28,825.00	1,674.63	10,335.24	0.00	18,489.76	64.14 %
500-0900-5020	61,036.58	61,036.58	4,409.38	22,153.35	0.00	38,883.23	63.70 %
500-0900-5022	1,080.00	1,080.00	14.19	325.60	0.00	754.40	69.85 %
500-0900-5025	15,022.00	30,094.00	0.00	15,059.57	0.00	15,034.43	49.96 %
500-0900-5030	120,486.24	120,486.24	8,780.18	43,743.68	0.00	76,742.56	63.69 %
500-0900-5040	148,376.76	148,376.76	9,895.38	43,988.31	0.00	104,388.45	70.35 %
500-0900-5050	1,800.00	1,800.00	104.22	332.68	0.00	1,467.32	81.52 %
500-0900-5054	900.00	900.00	75.00	300.00	0.00	600.00	66.67 %
500-0900-5055	9,809.38	9,809.38	1,186.49	7,294.79	71.38	2,443.21	24.91 %
500-0900-5060	9,150.00	9,150.00	0.00	1,917.46	0.00	7,232.54	79.04 %
Category: E01 - Personnel Expense Total:	1,374,320.65	1,389,392.65	100,097.47	514,463.67	71.38	874,857.60	62.97%
Category: E10 - Building & Grounds Exp							
500-0900-5102	6,000.00	6,000.00	0.00	2,192.03	4,223.68	-415.71	-6.93 %
500-0900-5104	3,500.00	3,500.00	0.00	0.00	0.00	3,500.00	100.00 %
500-0900-5110	48,000.00	48,000.00	3,976.80	9,267.29	0.00	38,732.71	80.69 %
500-0900-5111	6,000.00	6,000.00	66.77	1,296.97	0.00	4,703.03	78.38 %
500-0900-5112	300.00	300.00	23.49	122.41	0.00	177.59	59.20 %
500-0900-5115	8,748.00	8,748.00	599.89	3,491.45	750.00	4,506.55	51.52 %
500-0900-5116	10,560.00	10,560.00	898.13	4,421.52	1,805.10	4,333.38	41.04 %
500-0900-5120	14,000.00	14,000.00	0.00	0.00	0.00	14,000.00	100.00 %
500-0900-5130	1,692.00	1,692.00	418.72	2,311.48	4,384.17	-5,003.65	-295.72 %
500-0900-5142	1,500.00	1,500.00	434.98	1,025.18	1,008.99	-534.17	-35.61 %
500-0900-5145	15,000.00	15,000.00	627.32	3,351.20	0.00	11,648.80	77.66 %
Category: E10 - Building & Grounds Exp Total:	115,300.00	115,300.00	7,046.10	27,479.53	12,171.94	75,648.53	65.61%

Budget Report

For Fiscal: 2023 Period Ending: 05/31/2023

	Original Total Budget	Current Total Budget	Period Activity	Fiscal Activity	Encumbrances	Variance Favorable (Unfavorable) Remaining	Percent Remaining
Category: E20 - Vehicle Expense							
500-0900-5200 Fuel Expense	58,500.00	58,500.00	4,533.79	23,291.49	0.00	35,208.51	60.19 %
500-0900-5210 Service & Repair - Vehicle	30,000.00	30,000.00	3,317.52	7,660.92	857.19	21,481.89	71.61 %
500-0900-5218 Tire Expense	8,100.00	8,100.00	2,091.82	3,661.95	3,317.88	1,120.17	13.83 %
500-0900-5225 Insurance Expense - Vehicle	7,500.00	8,000.00	0.00	7,927.73	0.00	72.27	0.90 %
Category: E20 - Vehicle Expense Total:	104,100.00	104,600.00	9,943.13	42,542.09	4,175.07	57,882.84	55.34%
Category: E30 - Supply Expense							
500-0900-5300 Supplies - Office	4,200.00	4,200.00	507.09	4,135.69	0.00	64.31	1.53 %
500-0900-5322 Supplies - Operating	108,000.00	108,000.00	17,598.69	77,829.34	14,968.45	15,202.21	14.08 %
500-0900-5350 Postage Expense	4,200.00	4,200.00	116.67	400.74	62.50	3,736.76	88.97 %
500-0900-5360 Cost of Water from CAW	1,260,000.00	1,260,000.00	97,646.47	490,336.87	0.00	769,663.13	61.08 %
Category: E30 - Supply Expense Total:	1,376,400.00	1,376,400.00	115,868.92	572,702.64	15,030.95	788,666.41	57.30%
Category: E40 - Operations Expense							
500-0900-5475 Credit Card Fees	120,000.00	120,000.00	7,990.60	54,476.98	5,400.00	60,123.02	50.10 %
500-0900-5480 Dues & Subscriptions	76,043.00	73,860.00	2,426.75	10,034.04	2,200.00	61,625.96	83.44 %
500-0900-5530 Safety Program	1,500.00	1,500.00	0.00	75.38	0.00	1,424.62	94.97 %
500-0900-5535 Sales Tax Expense	270,000.00	270,000.00	24,998.00	129,904.00	0.00	140,096.00	51.89 %
Category: E40 - Operations Expense Total:	467,543.00	465,360.00	35,415.35	194,490.40	7,600.00	263,269.60	56.57%
Category: E55 - Professional Services							
500-0900-5550 Prof Services - Acctg & Audit	7,400.00	7,400.00	0.00	0.00	0.00	7,400.00	100.00 %
500-0900-5553 Prof Services - Advertising	2,000.00	2,000.00	0.00	161.13	0.00	1,838.87	91.94 %
500-0900-5586 Prof Services - Other	75,400.00	75,400.00	4,932.17	25,115.22	9,312.86	40,971.92	54.34 %
500-0900-5589 Prof Services - Printing	0.00	0.00	92.50	92.50	0.00	-92.50	0.00 %
Category: E55 - Professional Services Total:	84,800.00	84,800.00	5,024.67	25,368.85	9,312.86	50,118.29	59.10%
Category: E60 - Miscellaneous Expense							
500-0900-5600 Miscellaneous Expense	1,000.00	0.00	0.00	85.17	0.00	-85.17	0.00 %
500-0900-5604 Hardware - New & Renewals	7,000.00	7,000.00	328.53	2,495.98	0.00	4,504.02	64.34 %
500-0900-5608 Software - New & Renewals	54,610.00	54,610.00	21,048.90	36,968.81	35,256.74	-17,615.55	-32.26 %
500-0900-5614 Copiers & Maintenance	0.00	0.00	106.16	741.76	0.00	-741.76	0.00 %
Category: E60 - Miscellaneous Expense Total:	62,610.00	61,610.00	21,483.59	40,291.72	35,256.74	-13,938.46	-22.62%
Category: E62 - Intergovernmental Tsfr							
500-0900-5626 Xfer to Other	0.00	0.00	0.00	63,232.72	17,000.00	-80,232.72	0.00 %
500-0900-5629 Xfer to Water Impact	35,000.00	35,000.00	0.00	0.00	0.00	35,000.00	100.00 %
Category: E62 - Intergovernmental Tsfr Total:	35,000.00	35,000.00	0.00	63,232.72	17,000.00	-45,232.72	-129.24%
Category: E72 - Bond Expense							
500-0900-5724 Bond Fees	31,983.96	31,983.96	3,421.46	17,655.54	0.00	14,328.42	44.80 %
Category: E72 - Bond Expense Total:	31,983.96	31,983.96	3,421.46	17,655.54	0.00	14,328.42	44.80%
Category: E80 - Fixed Assets							
500-0900-5816 Capital Assets - Infrastructure	150,000.00	3,535,695.03	485,388.00	3,292,781.51	92,913.52	150,000.00	4.24 %

Budget Report

	Original Total Budget	Current Total Budget	Period Activity	Fiscal Activity	Encumbrances	Variance Favorable (Unfavorable)	Percent Remaining
Depreciation Expense	500,000.00	500,000.00	0.00	0.00	0.00	500,000.00	100.00 %
Category: E80 - Fixed Assets Total:	650,000.00	4,035,695.03	485,388.00	3,292,781.51	92,913.52	650,000.00	16.11%
Category: E85 - Interest Expense	87,589.00	87,589.00	6,266.14	31,741.90	0.00	55,847.10	63.76 %
Interest Expense	87,589.00	87,589.00	6,266.14	31,741.90	0.00	55,847.10	63.76%
Category: E85 - Interest Expense Total:	4,389,646.61	7,787,730.64	789,954.83	4,822,750.57	193,532.46	2,771,447.61	35.59%
Department: 0900 - Water Surplus (Deficit):	767,075.39	-2,631,008.64	-423,842.24	-3,036,225.67	-193,532.46	-598,749.49	-22.76%
Department: 0950 - Wastewater Revenue							
Category: R50 - Sale of Services	5,563,787.00	5,563,787.00	447,259.41	2,269,715.22	0.00	-3,294,071.78	59.21 %
Sales - Wastewater	13,750.00	13,750.00	750.00	7,350.00	0.00	-6,400.00	46.55 %
Sales - WW Connections	5,577,537.00	5,577,537.00	448,009.41	2,277,065.22	0.00	-3,300,471.78	59.17%
Category: R50 - Sale of Services Total:	100.00	100.00	0.00	0.00	0.00	-100.00	100.00 %
Category: R60 - Miscellaneous Revenue	50,000.00	50,000.00	4,150.00	26,150.00	0.00	-23,850.00	47.70 %
Miscellaneous Revenue	50,100.00	50,100.00	4,150.00	26,150.00	0.00	-23,950.00	47.80%
Xfer Wastewater Impact	5,627,637.00	5,627,637.00	452,159.41	2,303,215.22	0.00	-3,324,421.78	59.07%
Category: R60 - Miscellaneous Revenue Total:	4,064,000.00	4,064,000.00	0.00	0.00	0.00	1,899,531.84	46.74 %
Category: E62 - Intergovernmental Tsfr	50,000.00	50,000.00	0.00	0.00	0.00	50,000.00	100.00 %
Xfer to Water	4,114,000.00	4,114,000.00	0.00	1,736,968.16	427,500.00	1,949,531.84	47.39%
Xfer to Wastewater Impact	4,114,000.00	4,114,000.00	0.00	1,736,968.16	427,500.00	1,949,531.84	47.39%
Category: E62 - Intergovernmental Tsfr Total:	4,114,000.00	4,114,000.00	0.00	1,736,968.16	427,500.00	1,949,531.84	47.39%
Expense Total:	4,114,000.00	4,114,000.00	0.00	1,736,968.16	427,500.00	1,949,531.84	47.39%
Department: 0950 - Wastewater Surplus (Deficit):	1,513,637.00	1,513,637.00	452,159.41	566,247.06	-427,500.00	-1,374,889.94	90.83%
Fund: 500 - Water Fund Surplus (Deficit):	2,280,712.39	-1,117,371.64	-77,867.09	-2,469,978.61	-621,032.46	-1,973,639.43	-176.63%
Fund: 510 - Wastewater Fund Revenue							
Department: 0950 - Wastewater Revenue	0.00	0.00	54.06	54.06	0.00	54.06	0.00 %
Miscellaneous Revenue	0.00	0.00	54.06	54.06	0.00	54.06	0.00%
Category: R60 - Miscellaneous Revenue Total:	4,064,000.00	4,064,000.00	0.00	1,736,968.16	0.00	-2,327,031.84	57.26 %
Category: R62 - Intergovernmental Tsfrs	4,064,000.00	4,064,000.00	0.00	1,736,968.16	0.00	-2,327,031.84	57.26%
Xfer from Sewer Sales	4,064,000.00	4,064,000.00	0.00	1,736,968.16	0.00	-2,327,031.84	57.26%
Category: R62 - Intergovernmental Tsfrs Total:	4,064,000.00	4,064,000.00	54.06	1,737,022.22	0.00	-2,326,977.78	57.26%

Budget Report

For Fiscal: 2023 Period Ending: 05/31/2023

Expense	Original Total Budget	Current Total Budget	Period Activity	Fiscal Activity	Encumbrances	Variance Favorable (Unfavorable) Remaining	Percent Remaining
Category: E01 - Personnel Expense							
510-0950-5000 Salary Expense	1,118,589.64	1,118,589.64	70,261.92	399,713.10	0.00	718,876.54	64.27 %
510-0950-5005 SWB Reimbursement	206,796.00	206,796.00	17,233.00	86,165.00	0.00	120,631.00	58.33 %
510-0950-5010 Overtime Expense	85,000.00	85,000.00	7,891.85	64,071.26	0.00	20,928.74	24.62 %
510-0950-5020 FICA Expense	104,570.19	104,570.19	5,848.77	34,811.03	0.00	69,759.16	66.71 %
510-0950-5022 Unemployment Expense	1,380.00	1,380.00	4.67	451.94	0.00	928.06	67.25 %
510-0950-5025 Worker's Comp Expense	22,000.00	24,000.00	0.00	23,920.59	0.00	79.41	0.33 %
510-0950-5030 APERS Expense	209,413.75	209,413.75	11,951.74	70,403.81	0.00	139,009.94	66.38 %
510-0950-5040 Health Insurance Expense	272,057.28	272,057.28	15,444.45	75,992.42	0.00	196,064.86	72.07 %
510-0950-5050 Physical & Drug Screen Exp	1,800.00	1,800.00	69.00	173.22	0.00	1,626.78	90.38 %
510-0950-5055 Uniform Expense	18,934.38	18,934.38	426.57	3,789.88	0.00	15,144.50	79.98 %
510-0950-5060 Travel & Training Expense	5,000.00	5,000.00	54.06	2,078.73	0.00	2,921.27	58.43 %
Category: E01 - Personnel Expense Total:							
	2,045,541.24	2,047,541.24	129,186.03	761,570.98	0.00	1,285,970.26	62.81%
Category: E10 - Building & Grounds Exp							
510-0950-5102 Repairs & Maint - Building	9,600.00	9,600.00	2,152.20	11,384.89	2,892.37	-4,677.26	-48.72 %
510-0950-5110 Utilities - Electric	420,000.00	443,500.00	30,315.28	187,875.94	0.00	255,624.06	57.64 %
510-0950-5111 Utilities - Gas	2,868.00	2,868.00	78.87	1,340.99	0.00	1,527.01	53.24 %
510-0950-5112 Utilities - Water	276.00	114,276.00	47.87	22,265.55	0.00	92,010.45	80.52 %
510-0950-5115 Com Exp - Tel Landline,Interne	8,664.00	8,664.00	599.89	3,491.45	750.00	4,422.55	51.05 %
510-0950-5116 Communication Exp - Cellular	9,360.00	9,360.00	802.91	4,043.28	1,555.10	3,761.62	40.19 %
510-0950-5120 Insurance - Property	19,000.00	19,000.00	0.00	0.00	0.00	19,000.00	100.00 %
510-0950-5130 Sanitation	130,000.00	90,000.00	13,419.45	45,134.50	8,492.68	36,372.82	40.41 %
510-0950-5140 Supplies - B&G	1,500.00	1,500.00	171.22	835.73	624.47	39.80	2.65 %
510-0950-5142 Janitorial Supplies and Main	1,500.00	1,500.00	427.80	755.37	384.58	360.05	24.00 %
510-0950-5145 Tools	15,000.00	15,000.00	1,084.50	4,189.81	951.57	9,858.62	65.72 %
Category: E10 - Building & Grounds Exp Total:							
	617,768.00	715,268.00	49,099.99	281,317.51	15,650.77	418,299.72	58.48%
Category: E20 - Vehicle Expense							
510-0950-5200 Fuel Expense	75,000.00	75,000.00	6,488.36	25,669.00	0.00	49,331.00	65.77 %
510-0950-5210 Service & Repair - Vehicle	60,000.00	60,000.00	1,741.67	3,058.19	163,197.58	-106,255.77	-177.09 %
510-0950-5218 Tire Expense	10,800.00	10,800.00	479.10	2,078.94	578.22	8,142.84	75.40 %
510-0950-5225 Insurance Expense - Vehicle	12,000.00	16,520.07	0.00	19,392.74	0.00	-2,872.67	-17.39 %
510-0950-5240 Equipment Rental	4,500.00	4,500.00	0.00	14,977.50	0.00	-10,477.50	-232.83 %
Category: E20 - Vehicle Expense Total:							
	162,300.00	166,820.07	8,709.13	65,176.37	163,775.80	-62,132.10	-37.24%
Category: E30 - Supply Expense							
510-0950-5300 Supplies - Office	4,200.00	4,200.00	143.12	990.06	0.00	3,209.94	76.43 %
510-0950-5322 Supplies - Operating	240,000.00	240,000.00	26,402.09	108,324.92	39,373.78	92,301.30	38.46 %
510-0950-5324 Supplies - Chemicals	198,000.00	198,000.00	32,607.56	120,758.83	20,403.22	56,837.95	28.71 %
510-0950-5326 Supplies - Lab	36,000.00	36,000.00	1,782.00	11,870.07	2,795.30	21,334.63	59.26 %

	Original Total Budget	Current Total Budget	Period Activity	Fiscal Activity	Encumbrances	Variance Favorable (Unfavorable)	Percent Remaining
Postage Expense	5,000.00	5,000.00	116.67	400.74	62.50	4,536.76	90.74 %
Category: E30 - Supply Expense Total:	483,200.00	483,200.00	61,051.44	242,344.62	62,634.80	178,220.58	36.88%
Category: E40 - Operations Expense							
Credit Card Fees	36,780.00	36,780.00	0.00	0.00	0.00	36,780.00	100.00 %
Dues & Subscriptions	17,183.00	15,000.00	441.10	9,445.58	500.00	5,054.42	33.70 %
Safety Program	4,000.00	4,000.00	0.00	473.89	0.00	3,526.11	88.15 %
Category: E40 - Operations Expense Total:	57,963.00	55,780.00	441.10	9,919.47	500.00	45,360.53	81.32%
Category: E55 - Professional Services							
Prof Services - Acctg & Audit	7,400.00	7,400.00	0.00	0.00	0.00	7,400.00	100.00 %
Prof Services - Advertising	2,000.00	2,000.00	0.00	161.13	0.00	1,838.87	91.94 %
Prof Services - Other	95,400.00	95,400.00	10,326.22	38,923.07	32,175.80	24,301.13	25.47 %
Prof Services - Printing	4,800.00	4,800.00	92.49	92.49	0.00	4,707.51	98.07 %
Category: E55 - Professional Services Total:	109,600.00	109,600.00	10,418.71	39,176.69	32,175.80	38,247.51	34.90%
Category: E60 - Miscellaneous Expense							
Hardware - New & Renewals	4,000.00	4,000.00	328.53	2,545.91	0.00	1,454.09	36.35 %
Software - New & Renewals	70,240.00	70,240.00	4,312.90	18,186.91	35,256.74	16,796.35	23.91 %
Copiers & Maintenance	0.00	0.00	106.16	741.75	0.00	-741.75	0.00 %
Category: E60 - Miscellaneous Expense Total:	74,240.00	74,240.00	4,747.59	21,474.57	35,256.74	17,508.69	23.58%
Category: E62 - Intergovernmental Tsfr							
Xfer to Other	120,000.00	120,000.00	0.00	91,419.38	22,500.00	6,080.62	5.07 %
Category: E62 - Intergovernmental Tsfr Total:	120,000.00	120,000.00	0.00	91,419.38	22,500.00	6,080.62	5.07%
Category: E72 - Bond Expense							
Bond Principal Payment	105,838.51	-0.49	0.00	0.00	0.00	-0.49	100.00 %
Bond Fees	66,999.96	66,999.96	4,615.68	23,787.20	0.00	43,212.76	64.50 %
Category: E72 - Bond Expense Total:	172,838.47	66,999.47	4,615.68	23,787.20	0.00	43,212.27	64.50%
Category: E80 - Fixed Assets							
Capital Assets - Equipment	180,000.00	360,637.80	13,572.09	90,634.69	444,866.87	-174,863.76	-48.49 %
Capital Assets - Infrastructure	2,242,000.00	3,206,236.78	94,986.05	298,681.73	1,510,225.33	1,397,329.72	43.58 %
Depreciation Expense	500,000.00	500,000.00	0.00	0.00	0.00	500,000.00	100.00 %
Category: E80 - Fixed Assets Total:	2,922,000.00	4,066,874.58	108,558.14	389,316.42	1,955,092.20	1,722,465.96	42.35%
Category: E85 - Interest Expense							
Interest Expense	87,589.00	87,589.00	7,161.82	49,183.44	26,349.81	12,055.75	13.76 %
Category: E85 - Interest Expense Total:	87,589.00	87,589.00	7,161.82	49,183.44	26,349.81	12,055.75	13.76%
Department: 0950 - Wastewater Surplus (Deficit):	6,853,039.71	7,993,912.36	383,989.63	1,974,686.65	2,313,935.92	3,705,289.79	46.35%
Fund: 510 - Wastewater Fund Surplus (Deficit):	-2,789,039.71	-3,929,912.36	-383,935.57	-237,664.43	-2,313,935.92	1,378,312.01	35.07%
	-2,789,039.71	-3,929,912.36	-383,935.57	-237,664.43	-2,313,935.92	1,378,312.01	35.07%

Budget Report

For Fiscal: 2023 Period Ending: 05/31/2023

	Original Total Budget	Current Total Budget	Period Activity	Fiscal Activity	Encumbrances	Variance Favorable (Unfavorable)	Percent Remaining
Fund: 515 - Stormwater Utility Fund							
Department: 0140 - Stormwater							
Revenue							
Category: R20 - Licenses Permits & Fees							
Stormwater Rev Fees	0.00	0.00	11,575.00	11,575.00	0.00	11,575.00	0.00 %
Category: R20 - Licenses Permits & Fees Total:	0.00	0.00	11,575.00	11,575.00	0.00	11,575.00	0.00%
Category: R50 - Sale of Services							
Stormwater Rev - Residential	0.00	0.00	101,085.68	101,085.68	0.00	101,085.68	0.00 %
Stormwater Rev - Business	0.00	0.00	19,254.00	19,254.00	0.00	19,254.00	0.00 %
Category: R50 - Sale of Services Total:	0.00	0.00	120,339.68	120,339.68	0.00	120,339.68	0.00%
Category: R60 - Miscellaneous Revenue							
Miscellaneous Revenue	0.00	0.00	0.00	860,536.60	0.00	860,536.60	0.00 %
Category: R60 - Miscellaneous Revenue Total:	0.00	0.00	0.00	860,536.60	0.00	860,536.60	0.00%
Revenue Total:	0.00	0.00	131,914.68	992,451.28	0.00	992,451.28	0.00%
Expense							
Category: E80 - Fixed Assets							
Capital Assets - Infrastructure	0.00	2,938,322.25	295,887.56	1,894,783.23	441,771.25	601,767.77	20.48 %
Category: E80 - Fixed Assets Total:	0.00	2,938,322.25	295,887.56	1,894,783.23	441,771.25	601,767.77	20.48%
Expense Total:	0.00	2,938,322.25	295,887.56	1,894,783.23	441,771.25	601,767.77	20.48%
Department: 0140 - Stormwater Surplus (Deficit):	0.00	-2,938,322.25	-163,972.88	-902,331.95	-441,771.25	1,594,219.05	54.26%
Fund: 515 - Stormwater Utility Fund Surplus (Deficit):	0.00	-2,938,322.25	-163,972.88	-902,331.95	-441,771.25	1,594,219.05	54.26%
Fund: 525 - Depreciation - WW							
Department: 0950 - Wastewater							
Revenue							
Category: R62 - Intergovernmental Tsfrs							
Xfer from Water	217,000.00	217,000.00	0.00	154,652.10	0.00	-62,347.90	28.73 %
Category: R62 - Intergovernmental Tsfrs Total:	217,000.00	217,000.00	0.00	154,652.10	0.00	-62,347.90	28.73%
Revenue Total:	217,000.00	217,000.00	0.00	154,652.10	0.00	-62,347.90	28.73%
Department: 0950 - Wastewater Total:	217,000.00	217,000.00	0.00	154,652.10	0.00	-62,347.90	28.73%
Fund: 525 - Depreciation - WW Total:	217,000.00	217,000.00	0.00	154,652.10	0.00	-62,347.90	28.73%

	Original Total Budget	Current Total Budget	Period Activity	Fiscal Activity	Encumbrances	Variance Favorable (Unfavorable)	Percent Remaining
Fund: 550 - Impact - Water	35,000.00	35,000.00	2,400.00	6,000.00	0.00	-29,000.00	82.86%
Department: 0900 - Water	35,000.00	35,000.00	2,400.00	6,000.00	0.00	-29,000.00	82.86%
Revenue	35,000.00	35,000.00	2,400.00	6,000.00	0.00	-29,000.00	82.86%
Category: R62 - Intergovernmental Tsfrs							
Xfer frWaterOrd1997-3, 2010-18							
Category: R62 - Intergovernmental Tsfrs Total:							
Revenue Total:							
Department: 0900 - Water Total:	35,000.00	35,000.00	2,400.00	6,000.00	0.00	-29,000.00	82.86%
Fund: 550 - Impact - Water Total:	35,000.00	35,000.00	2,400.00	6,000.00	0.00	-29,000.00	82.86%
Fund: 555 - Impact - WW							
Department: 0950 - Wastewater							
Revenue							
Category: R62 - Intergovernmental Tsfrs							
Xfer from Water Ord 1997-03							
Category: R62 - Intergovernmental Tsfrs Total:							
Revenue Total:	50,000.00	50,000.00	0.00	0.00	0.00	-50,000.00	100.00%
Department: 0950 - Wastewater Total:	50,000.00	50,000.00	0.00	0.00	0.00	-50,000.00	100.00%
Fund: 555 - Impact - WW Total:	50,000.00	50,000.00	0.00	0.00	0.00	-50,000.00	100.00%
Fund: 604 - W/WW Ref Rev 2017 Bd Fr							
Department: 0000 - Administration							
Revenue							
Category: R62 - Intergovernmental Tsfrs							
Xfer from Other Fund							
Category: R62 - Intergovernmental Tsfrs Total:	0.00	0.00	19,775.11	118,650.66	0.00	118,650.66	0.00%
Revenue Total:	0.00	0.00	19,775.11	118,650.66	0.00	118,650.66	0.00%
Department: 0950 - Wastewater Total:	0.00	0.00	0.00	0.00	0.00	-50,000.00	100.00%
Fund: 555 - Impact - WW Total:	0.00	0.00	0.00	0.00	0.00	-50,000.00	100.00%
Fund: 604 - W/WW Ref Rev 2017 Bd Fr							
Department: 0000 - Administration							
Revenue							
Category: R85 - Interest Revenue							
Interest Revenue							
Category: R85 - Interest Revenue Total:	0.00	0.00	333.56	665.80	0.00	665.80	0.00%
Revenue Total:	0.00	0.00	333.56	665.80	0.00	665.80	0.00%
Department: 0000 - Administration Surplus (Deficit):	0.00	0.00	19,942.00	118,483.11	0.00	118,483.11	0.00%
Fund: 604 - W/WW Ref Rev 2017 Bd Fr Surplus (Deficit):	0.00	0.00	19,942.00	118,483.11	0.00	118,483.11	0.00%
Expense							
Category: E72 - Bond Expense							
Bond Fees							
Category: E72 - Bond Expense Total:	0.00	0.00	166.67	833.35	0.00	-833.35	0.00%
Expense Total:	0.00	0.00	166.67	833.35	0.00	-833.35	0.00%
Department: 0000 - Administration Surplus (Deficit):	0.00	0.00	19,942.00	118,483.11	0.00	118,483.11	0.00%
Fund: 604 - W/WW Ref Rev 2017 Bd Fr Surplus (Deficit):	0.00	0.00	19,942.00	118,483.11	0.00	118,483.11	0.00%

Budget Report

For Fiscal: 2023 Period Ending: 05/31/2023

Fund: 606 - W/WW Ref Rev Bonds 2017 DSR

Department: 0000 - Administration

Revenue

Category: R85 - Interest Revenue
Interest Revenue

	Original Total Budget	Current Total Budget	Period Activity	Fiscal Activity	Encumbrances	Variance Favorable (Unfavorable)	Percent Remaining
Category: R85 - Interest Revenue Total:	0.00	0.00	1,008.29	4,565.81	0.00	4,565.81	0.00 %
Revenue Total:	0.00	0.00	1,008.29	4,565.81	0.00	4,565.81	0.00%
Department: 0000 - Administration Total:	0.00	0.00	1,008.29	4,565.81	0.00	4,565.81	0.00%
Fund: 606 - W/WW Ref Rev Bonds 2017 DSR Total:	0.00	0.00	1,008.29	4,565.81	0.00	4,565.81	0.00%

Fund: 700 - A/P Tax Commission

Department: 0150 - A/P Tax Commission

Revenue

Category: R85 - Interest Revenue
Interest Revenue

Category: R85 - Interest Revenue Total:	0.00	0.00	18.83	89.47	0.00	89.47	0.00 %
Revenue Total:	0.00	0.00	18.83	89.47	0.00	89.47	0.00%

Expense

Category: E60 - Miscellaneous Expense
Miscellaneous Expense

Category: E60 - Miscellaneous Expense Total:	0.00	0.00	0.00	212,898.04	0.00	-212,898.04	0.00 %
Expense Total:	0.00	0.00	0.00	212,898.04	0.00	-212,898.04	0.00%

Department: 0150 - A/P Tax Commission Surplus (Deficit):

Fund: 700 - A/P Tax Commission Surplus (Deficit):	0.00	0.00	18.83	-212,808.57	0.00	-212,808.57	0.00%
---	------	------	-------	-------------	------	-------------	-------

Report Surplus (Deficit):

	-614,794.99	-10,947,065.82	9,271,857.42	8,320,410.12	-6,141,909.11	13,125,566.83	119.90%
--	-------------	----------------	--------------	--------------	---------------	---------------	---------

Budget Report

For Fiscal: 2023 Period Ending: 05/31/2023

Group Summary

Category	Original Total Budget	Current Total Budget	Period Activity	Fiscal Activity	Encumbrances	Variance Favorable (Unfavorable)	Percent Remaining
Fund: 001 - General Fund							
Department: 0100 - Administration							
Revenue							
R15 - Taxes - Property	872,400.00	872,400.00	114,204.09	332,811.23	0.00	-539,588.77	61.85%
R60 - Miscellaneous Revenue	1,000.00	1,000.00	0.00	33,644.86	0.00	32,644.86	-3,264.49%
R62 - Intergovernmental Tsfrs	6,485,008.00	6,485,008.00	540,417.33	2,702,086.65	0.00	-3,782,921.35	58.33%
R85 - Interest Revenue	1,000.00	1,000.00	0.00	0.00	0.00	-1,000.00	100.00%
Revenue Surplus (Deficit):	7,359,408.00	7,359,408.00	654,621.42	3,068,542.74	0.00	-4,290,865.26	58.30%
Expense							
E01 - Personnel Expense	509,103.87	405,379.87	21,287.72	166,743.71	0.00	238,636.16	58.87%
E10 - Building & Grounds Exp	47,446.24	56,830.01	2,535.84	30,655.47	5,274.75	20,899.79	36.78%
E20 - Vehicle Expense	4,000.00	3,650.00	100.02	1,205.69	50.00	2,394.31	65.60%
E30 - Supply Expense	7,900.00	7,900.00	37.50	3,342.12	565.00	3,992.88	50.54%
E40 - Operations Expense	99,812.00	99,812.00	6,412.65	8,266.60	0.00	91,545.40	91.72%
E55 - Professional Services	96,290.00	96,290.00	0.00	15,666.32	15,419.78	64,203.90	66.68%
E60 - Miscellaneous Expense	14,620.00	14,620.00	244.40	1,966.74	0.00	12,653.26	86.55%
E68 - Donation Expense	90,000.00	95,000.00	0.00	44,914.96	0.00	50,085.04	52.72%
Expense Total:	869,172.11	779,481.88	30,618.13	273,761.61	21,309.53	484,410.74	62.15%
Department: 0100 - Administration Surplus (Deficit):							
	6,490,235.89	6,579,926.12	624,003.29	2,794,781.13	-21,309.53	-3,806,454.52	57.85%
Department: 0110 - Information Technology							
Expense							
E01 - Personnel Expense	6,000.00	6,000.00	0.00	0.00	0.00	6,000.00	100.00%
E60 - Miscellaneous Expense	179,375.00	179,375.00	46,223.93	129,727.40	36,027.67	13,619.93	7.59%
E80 - Fixed Assets	0.00	101,497.09	0.00	30,000.00	66,497.09	5,000.00	4.93%
Expense Total:	185,375.00	286,872.09	46,223.93	159,727.40	102,524.76	24,619.93	8.58%
Department: 0110 - Information Technology Total:							
	185,375.00	286,872.09	46,223.93	159,727.40	102,524.76	24,619.93	8.58%
Department: 0120 - Planning & Development							
Revenue							
R10 - Taxes - Sales	90,000.00	90,000.00	12,131.16	57,784.19	0.00	-32,215.81	35.80%
R20 - Licenses Permits & Fees	527,250.00	527,250.00	33,719.32	190,015.48	0.00	-337,234.52	63.96%
R60 - Miscellaneous Revenue	0.00	0.00	100.00	100.00	0.00	100.00	0.00%
Revenue Surplus (Deficit):	617,250.00	617,250.00	45,950.48	247,899.67	0.00	-369,350.33	59.84%
Expense							
E01 - Personnel Expense	586,823.91	587,873.91	44,711.89	244,221.12	65.00	343,587.79	58.45%
E10 - Building & Grounds Exp	8,705.00	8,705.00	473.69	3,083.40	1,400.00	4,221.60	48.50%
E20 - Vehicle Expense	12,400.00	12,093.01	968.77	4,205.64	0.00	7,887.37	65.22%
E30 - Supply Expense	4,500.00	4,500.00	88.02	860.41	125.00	3,514.59	78.10%
E40 - Operations Expense	45,300.00	45,300.00	173.38	22,303.45	833.00	22,163.55	48.93%

Budget Report

For Fiscal: 2023 Period Ending: 05/31/2023

Category	Original Total Budget	Current Total Budget	Period Activity	Fiscal Activity	Encumbrances	Variance	
						Favorable (Unfavorable)	Percent Remaining
E55 - Professional Services	57,700.00	57,700.00	3,716.01	13,086.66	2,800.00	41,813.34	72.47%
E60 - Miscellaneous Expense	30,000.00	30,000.00	0.00	1,264.82	527.50	28,207.68	94.03%
E80 - Fixed Assets	12,650.00	12,650.00	1,181.33	5,906.65	0.00	6,743.35	53.31%
E85 - Interest Expense	300.00	300.00	0.00	0.00	0.00	300.00	100.00%
Expense Total:	758,378.91	759,121.92	51,313.09	294,932.15	5,750.50	458,439.27	60.39%

Department: 0120 - Planning & Development Surplus (Deficit):

	-141,128.91	-141,871.92	-5,362.61	-47,032.48	-5,750.50	89,088.94	62.80%
--	--------------------	--------------------	------------------	-------------------	------------------	------------------	---------------

Department: 0160 - Engineering Expense

E01 - Personnel Expense	11,135.00	7,735.00	147.61	2,702.42	0.00	5,032.58	65.06%
E10 - Building & Grounds Exp	2,300.00	2,300.00	178.42	892.60	360.00	1,047.40	45.54%
E20 - Vehicle Expense	10,400.00	10,613.23	1,015.20	6,848.27	0.00	3,764.96	35.47%
E30 - Supply Expense	5,000.00	5,000.00	238.98	1,097.05	0.00	3,902.95	78.06%
E60 - Miscellaneous Expense	10,650.00	10,650.00	0.00	0.00	0.00	10,650.00	100.00%
E80 - Fixed Assets	19,000.00	19,000.00	1,611.72	8,058.60	0.00	10,941.40	57.59%
E85 - Interest Expense	300.00	300.00	0.00	0.00	0.00	300.00	100.00%
Expense Total:	58,785.00	55,598.23	3,191.93	19,598.94	360.00	35,639.29	64.10%

Department: 0160 - Engineering Total:

	58,785.00	55,598.23	3,191.93	19,598.94	360.00	35,639.29	64.10%
--	------------------	------------------	-----------------	------------------	---------------	------------------	---------------

Department: 0200 - Animal Control Revenue

R20 - Licenses Permits & Fees	29,500.00	29,500.00	1,665.00	10,008.22	0.00	-19,491.78	66.07%
R40 - Fines & Forfeitures	6,000.00	6,000.00	1,180.00	5,926.20	0.00	-73.80	1.23%
R62 - Intergovernmental Trsfers	631,002.00	631,002.00	52,583.00	262,915.00	0.00	-368,087.00	58.33%
Revenue Surplus (Deficit):	666,502.00	666,502.00	55,428.00	278,849.42	0.00	-387,652.58	58.16%

Expense

E01 - Personnel Expense	665,161.32	665,961.32	45,465.66	228,023.72	635.79	437,301.81	65.66%
E10 - Building & Grounds Exp	46,696.00	46,696.00	5,573.56	16,531.51	3,799.64	26,364.85	56.46%
E20 - Vehicle Expense	14,405.90	14,755.90	616.20	5,638.08	38.75	9,079.07	61.53%
E30 - Supply Expense	21,950.00	22,087.34	2,556.30	6,351.83	1,075.22	14,660.29	66.37%
E40 - Operations Expense	3,945.00	3,945.00	80.44	1,100.57	0.00	2,844.43	72.10%
E55 - Professional Services	35,000.00	35,000.00	2,740.83	9,759.93	2,105.03	23,135.04	66.10%
E60 - Miscellaneous Expense	4,000.00	4,000.00	0.00	1,197.87	0.00	2,802.13	70.05%
E72 - Bond Expense	7,680.00	7,680.00	648.63	3,232.04	0.00	4,447.96	57.92%
E80 - Fixed Assets	0.00	60,000.00	535.61	61,337.13	0.00	-1,337.13	-2.23%
E85 - Interest Expense	780.00	780.00	54.45	283.36	0.00	496.64	63.67%
Expense Total:	799,618.22	860,905.56	58,271.68	333,456.04	7,654.43	519,795.09	60.38%

Department: 0200 - Animal Control Surplus (Deficit):

	-133,116.22	-194,403.56	-2,843.68	-54,606.62	-7,654.43	132,142.51	67.97%
--	--------------------	--------------------	------------------	-------------------	------------------	-------------------	---------------

Department: 0300 - Court Revenue

R40 - Fines & Forfeitures	532,900.00	532,900.00	37,190.94	188,505.76	0.00	-344,394.24	64.63%
---------------------------	------------	------------	-----------	------------	------	-------------	--------

Category	Original Total Budget	Current Total Budget	Period Activity	Fiscal Activity	Encumbrances	Variance	
						Favorable (Unfavorable)	Percent Remaining
R60 - Miscellaneous Revenue	50,520.00	50,520.00	2,269.09	17,384.19	0.00	-33,135.81	65.59%
R64 - Reimbursement	160,000.00	160,000.00	0.00	55,466.33	0.00	-104,533.67	65.33%
Revenue Surplus (Deficit):	743,420.00	743,420.00	39,460.03	261,356.28	0.00	-482,063.72	64.84%
Expense							
E01 - Personnel Expense	502,270.95	492,670.95	36,931.04	202,164.48	0.00	290,506.47	58.97%
E10 - Building & Grounds Exp	23,646.00	23,646.00	1,343.72	6,089.02	1,790.20	15,766.78	66.68%
E30 - Supply Expense	11,000.00	11,000.00	716.63	4,483.34	125.00	6,391.66	58.11%
E40 - Operations Expense	146,000.00	146,000.00	11,919.50	48,653.00	11,919.50	85,427.50	58.51%
E55 - Professional Services	5,500.00	5,500.00	0.00	0.00	0.00	5,500.00	100.00%
E60 - Miscellaneous Expense	4,440.00	4,440.00	212.32	1,265.28	0.00	3,174.72	71.50%
Expense Total:	692,856.95	683,256.95	51,123.21	262,655.12	13,834.70	406,767.13	59.53%
Department: 0300 - Court Surplus (Deficit):	50,563.05	60,163.05	-11,663.18	-1,298.84	-13,834.70	-75,296.59	125.15%

Category	Original Total Budget	Current Total Budget	Period Activity	Fiscal Activity	Encumbrances	Variance	
						Favorable (Unfavorable)	Percent Remaining
R60 - Miscellaneous Revenue	0.00	0.00	0.00	40,200.00	0.00	40,200.00	0.00%
R62 - Intergovernmental Tsfrs	1,419,753.00	1,419,753.00	118,312.00	591,560.00	0.00	-828,193.00	58.33%
Revenue Surplus (Deficit):	1,419,753.00	1,419,753.00	118,312.00	631,760.00	0.00	-787,993.00	55.50%
Expense							
E01 - Personnel Expense	911,678.42	919,078.42	69,286.70	375,553.38	0.00	543,525.04	59.14%
E10 - Building & Grounds Exp	3,526.00	3,526.00	0.00	1,489.22	0.00	2,036.78	57.76%
E20 - Vehicle Expense	24,700.00	24,597.30	1,803.07	11,640.49	0.00	12,956.81	52.68%
E30 - Supply Expense	600.00	600.00	88.80	223.18	125.00	251.82	41.97%
E40 - Operations Expense	2,000.00	2,000.00	0.00	2,131.00	0.00	-131.00	-6.55%
E55 - Professional Services	41,000.00	41,000.00	3,080.00	10,060.00	6,160.00	24,780.00	60.44%
E60 - Miscellaneous Expense	18,105.00	18,105.00	657.04	1,812.91	0.00	16,292.09	89.99%
E72 - Bond Expense	68,800.00	68,800.00	4,857.97	35,849.79	0.00	32,950.21	47.89%
E80 - Fixed Assets	0.00	31,926.88	1,082.30	37,244.10	0.00	-5,317.22	-16.65%
E85 - Interest Expense	10,346.00	10,346.00	407.84	2,165.05	0.00	8,180.95	79.07%
Expense Total:	1,080,755.42	1,119,979.60	81,263.72	478,169.12	6,285.00	635,525.48	56.74%
Department: 0400 - Parks Surplus (Deficit):	338,997.58	299,773.40	37,048.28	153,590.88	-6,285.00	-152,467.52	50.86%

Category	Original Total Budget	Current Total Budget	Period Activity	Fiscal Activity	Encumbrances	Variance	
						Favorable (Unfavorable)	Percent Remaining
R50 - Sale of Services	81,000.00	81,000.00	13,984.00	22,626.00	0.00	-58,374.00	72.07%
Revenue Surplus (Deficit):	81,000.00	81,000.00	13,984.00	22,626.00	0.00	-58,374.00	72.07%
Expense							
E01 - Personnel Expense	27,450.75	27,450.75	454.44	727.45	0.00	26,723.30	97.35%
E10 - Building & Grounds Exp	29,150.00	46,935.13	6,378.22	17,394.33	4,563.61	24,977.19	53.22%
E30 - Supply Expense	12,100.00	12,100.00	255.23	2,805.99	2,508.34	6,785.67	56.08%

Budget Report

For Fiscal: 2023 Period Ending: 05/31/2023

Category	Original Total Budget	Current Total Budget	Period Activity	Fiscal Activity	Encumbrances	Variance		
						Favorable (Unfavorable)	Percent Remaining	
E80 - Fixed Assets	0.00	633,883.80	0.00	190,185.31	266,059.50	177,638.99	28.02%	
Expense Total:	68,700.75	720,369.68	7,087.89	211,113.08	273,131.45	236,125.15	32.78%	
Department: 0410 - Parks - Mills Park & Pool Surplus (Deficit):								177,751.15
Department: 0420 - Parks - Midland								
Revenue								
R74 - Sponsorships	24,000.00	24,000.00	0.00	16,375.00	0.00	-7,625.00	31.77%	
Revenue Surplus (Deficit):	24,000.00	24,000.00	0.00	16,375.00	0.00	-7,625.00	31.77%	
Expense								
E10 - Building & Grounds Exp	49,124.00	46,724.00	4,521.50	19,307.64	0.00	27,416.36	58.68%	
Expense Total:	49,124.00	46,724.00	4,521.50	19,307.64	0.00	27,416.36	58.68%	
Department: 0420 - Parks - Midland Surplus (Deficit):								19,791.36
Department: 0430 - Parks - Bishop								
Revenue								
R30 - Membership Fees	389,000.00	389,000.00	21,001.25	100,247.00	0.00	-288,753.00	74.23%	
R33 - Rental Fees	153,995.00	153,995.00	31,144.00	70,721.50	0.00	-83,273.50	54.08%	
R36 - Park Program Fees	156,000.00	156,000.00	12,155.00	40,310.40	0.00	-115,689.60	74.16%	
R50 - Sale of Services	103,000.00	103,000.00	21,203.00	49,109.25	0.00	-53,890.75	52.32%	
R60 - Miscellaneous Revenue	5,000.00	5,000.00	4,060.93	4,696.37	0.00	-303.63	6.07%	
R74 - Sponsorships	98,500.00	98,500.00	2,950.00	17,203.00	0.00	-81,297.00	82.54%	
Revenue Surplus (Deficit):	905,495.00	905,495.00	92,514.18	282,287.52	0.00	-623,207.48	68.83%	
Expense								
E01 - Personnel Expense	820,103.06	822,953.06	67,467.77	372,352.84	703.20	449,897.02	54.67%	
E10 - Building & Grounds Exp	647,928.00	772,428.00	44,437.87	237,142.68	31,023.51	504,261.81	65.28%	
E20 - Vehicle Expense	10,000.00	10,000.00	47.66	4,834.63	0.00	5,165.37	51.65%	
E30 - Supply Expense	57,500.00	57,500.00	9,345.95	29,857.55	3,239.05	24,403.40	42.44%	
E40 - Operations Expense	31,123.40	31,123.40	2,001.00	13,910.30	847.00	16,366.10	52.58%	
E55 - Professional Services	195,720.00	195,720.00	7,973.00	60,043.23	1,647.90	134,028.87	68.48%	
E80 - Fixed Assets	0.00	8,000.00	0.00	7,934.21	0.00	65.79	0.82%	
Expense Total:	1,762,374.46	1,897,724.46	131,273.25	726,075.44	37,460.66	1,134,188.36	59.77%	
Department: 0430 - Parks - Bishop Surplus (Deficit):								510,980.88
Department: 0440 - Parks - Alcoa								
Revenue								
R36 - Park Program Fees	1,000.00	1,000.00	150.00	1,375.00	0.00	375.00	-37.50%	
R74 - Sponsorships	5,000.00	5,000.00	0.00	0.00	0.00	-5,000.00	100.00%	
Revenue Surplus (Deficit):	6,000.00	6,000.00	150.00	1,375.00	0.00	-4,625.00	77.08%	
Expense								
E10 - Building & Grounds Exp	19,556.00	25,156.00	1,898.60	8,863.21	0.00	16,292.79	64.77%	

Budget Report

For Fiscal: 2023 Period Ending: 05/31/2023

Category	Original Total Budget	Current Total Budget	Period Activity	Fiscal Activity	Encumbrances	Variance	
						Favorable (Unfavorable)	Percent Remaining
Department: 0440 - Parks - Alcoa Surplus (Deficit):							
Expense Total:	19,556.00	25,156.00	1,898.60	8,863.21	0.00	16,292.79	64.77%
Revenue Surplus (Deficit):	-13,556.00	-19,156.00	-1,748.60	-7,488.21	0.00	11,667.79	60.91%
Department: 0450 - Parks - Ashley Surplus (Deficit):							
Revenue Surplus (Deficit):	5,000.00	5,000.00	1,562.50	3,625.00	0.00	-1,375.00	27.50%
Expense Total:	5,000.00	5,000.00	1,562.50	3,625.00	0.00	-1,375.00	27.50%
Department: 0500 - Fire							
Revenue							
R15 - Taxes - Property	700.00	700.00	0.00	1,316.01	0.00	616.01	-88.00%
R20 - Licenses Permits & Fees	0.00	0.00	450.00	450.00	0.00	450.00	0.00%
R33 - Rental Fees	18,000.00	18,000.00	1,540.00	11,130.12	0.00	-6,869.88	38.17%
R60 - Miscellaneous Revenue	250.00	250.00	615.00	1,693.86	0.00	1,443.86	-577.54%
R62 - Intergovernmental Tsfrs	3,943,755.00	3,943,755.00	328,647.00	1,643,235.00	0.00	-2,300,520.00	58.33%
Revenue Surplus (Deficit):	3,962,705.00	3,962,705.00	331,252.00	1,657,824.99	0.00	-2,304,880.01	58.16%
Expense							
E01 - Personnel Expense	4,322,385.52	4,323,085.52	348,784.10	1,830,882.14	2,087.94	2,490,115.44	57.60%
E10 - Building & Grounds Exp	176,237.96	205,637.96	12,347.32	78,327.95	6,302.72	121,007.29	58.84%
E20 - Vehicle Expense	119,000.00	117,810.97	4,227.24	53,204.51	259.67	64,346.79	54.62%
E30 - Supply Expense	75,600.00	187,220.00	17,830.58	132,118.03	5,953.78	49,148.19	26.25%
E40 - Operations Expense	14,000.00	14,000.00	661.85	746.85	9,198.53	4,054.62	28.96%
E55 - Professional Services	2,100.00	2,100.00	0.00	13.58	0.00	2,086.42	99.35%
E60 - Miscellaneous Expense	13,525.00	13,525.00	0.00	2,657.23	0.00	10,867.77	80.35%
E72 - Bond Expense	113,148.00	113,148.00	0.00	29,939.22	0.00	83,208.78	73.54%
E80 - Fixed Assets	8,600.00	21,040.20	714.36	8,060.86	0.00	12,979.34	61.69%
E85 - Interest Expense	51,080.00	51,080.00	0.00	109.91	0.00	50,970.09	99.78%
Expense Total:	4,895,676.48	5,048,647.65	384,565.45	2,136,060.28	23,802.64	2,888,784.73	57.22%
Revenue Surplus (Deficit):	-932,971.48	-1,085,942.65	-53,313.45	-478,235.29	-23,802.64	583,904.72	53.77%
Department: 0510 - Fire - Springhill Vol							
Revenue							
R15 - Taxes - Property	55,000.00	55,000.00	5,596.52	11,959.49	0.00	-43,040.51	78.26%
Revenue Surplus (Deficit):	55,000.00	55,000.00	5,596.52	11,959.49	0.00	-43,040.51	78.26%

Budget Report

For Fiscal: 2023 Period Ending: 05/31/2023

Category	Original Total Budget	Current Total Budget	Period Activity	Fiscal Activity	Encumbrances	Variance Favorable (Unfavorable)	Percent Remaining
----------	-----------------------	----------------------	-----------------	-----------------	--------------	----------------------------------	-------------------

Expense							
E30 - Supply Expense	15,000.00	54,479.59	0.00	39,479.35	7,567.42	7,432.82	13.64%
Expense Total:	15,000.00	54,479.59	0.00	39,479.35	7,567.42	7,432.82	13.64%

Department: 0510 - Fire - Springhill Vol	Surplus (Deficit):	520.41	5,596.52	-27,519.86	-7,567.42	-35,607.69	6,842.24%
---	---------------------------	---------------	-----------------	-------------------	------------------	-------------------	------------------

Department: 0600 - Police

Revenue							
R40 - Fines & Forfeitures	780.00	780.00	67.14	335.70	0.00	-444.30	56.96%
R60 - Miscellaneous Revenue	12,000.00	14,749.52	0.00	9,128.81	0.00	-5,620.71	38.11%
R62 - Intergovernmental Trsfers	1,577,502.00	1,577,502.00	131,459.00	657,295.00	0.00	-920,207.00	58.33%
R66 - Sale of Equipment	25,000.00	25,000.00	0.00	0.00	0.00	-25,000.00	100.00%
R70 - Grant Revenue	33,700.00	33,700.00	5,618.70	22,396.03	0.00	-11,303.97	33.54%
Revenue Surplus (Deficit):	1,648,982.00	1,651,731.52	137,144.84	689,155.54	0.00	-962,575.98	58.28%

Expense

E01 - Personnel Expense	3,746,292.22	3,746,292.22	311,198.35	1,657,122.74	820.71	2,088,348.77	55.74%
E10 - Building & Grounds Exp	117,113.92	133,613.92	10,316.87	55,769.75	10,092.31	67,751.86	50.71%
E20 - Vehicle Expense	291,250.00	302,813.06	21,007.30	141,160.53	98.29	161,554.24	53.35%
E30 - Supply Expense	59,800.00	59,800.00	2,767.67	20,857.50	842.83	38,099.67	63.71%
E40 - Operations Expense	11,100.00	11,880.00	105.23	3,401.64	2,476.00	6,002.36	50.52%
E55 - Professional Services	7,500.00	7,500.00	256.10	1,576.63	0.00	5,923.37	78.98%
E60 - Miscellaneous Expense	85,325.00	85,325.00	84.80	44,680.26	331.26	40,313.48	47.25%
E70 - Grant Expense	31,200.00	31,200.00	878.86	5,561.33	5,500.00	20,138.67	64.55%
E72 - Bond Expense	828,881.63	926,293.34	45,935.27	228,809.07	97,411.71	600,072.56	64.78%
E80 - Fixed Assets	0.00	0.00	32,051.62	295,325.03	679,803.25	-975,128.28	0.00%
E85 - Interest Expense	95,872.22	98,663.51	3,055.16	16,143.07	2,791.29	79,729.15	80.81%
Expense Total:	5,274,334.99	5,403,381.05	427,657.23	2,470,407.55	800,167.65	2,132,805.85	39.47%

Department: 0600 - Police Surplus (Deficit):

	-3,625,352.99	-3,751,649.53	-290,512.39	-1,781,252.01	-800,167.65	1,170,229.87	31.19%
--	----------------------	----------------------	--------------------	----------------------	--------------------	---------------------	---------------

Department: 0610 - Police - Dispatch

Revenue							
R60 - Miscellaneous Revenue	238,000.00	238,000.00	0.00	72,382.80	0.00	-165,617.20	69.59%
Revenue Surplus (Deficit):	238,000.00	238,000.00	0.00	72,382.80	0.00	-165,617.20	69.59%

Expense

E01 - Personnel Expense	628,817.82	634,817.82	41,072.95	261,055.96	0.00	373,761.86	58.88%
E55 - Professional Services	1,950.00	1,950.00	0.00	0.00	0.00	1,950.00	100.00%
E64 - Reimbursement	67,640.00	67,640.00	4,950.00	7,427.78	28,339.92	31,872.30	47.12%
E80 - Fixed Assets	0.00	0.00	363.87	1,819.35	0.00	-1,819.35	0.00%
Expense Total:	698,407.82	704,407.82	46,386.82	270,303.09	28,339.92	405,764.81	57.60%

Department: 0610 - Police - Dispatch Surplus (Deficit):

	-460,407.82	-466,407.82	-46,386.82	-197,920.29	-28,339.92	240,147.61	51.49%
--	--------------------	--------------------	-------------------	--------------------	-------------------	-------------------	---------------

Budget Report

For Fiscal: 2023 Period Ending: 05/31/2023

Category	Original Total Budget	Current Total Budget	Period Activity	Fiscal Activity	Encumbrances	Variance Favorable (Unfavorable)	Percent Remaining
Department: 0620 - Police - SRO							
Revenue	293,000.00	293,000.00	175,078.75	175,078.75	0.00	-117,921.25	40.25%
R64 - Reimbursement	293,000.00	293,000.00	175,078.75	175,078.75	0.00	-117,921.25	40.25%
Expense							
E01 - Personnel Expense	601,996.45	602,896.45	54,115.30	292,295.08	0.00	310,601.37	51.52%
E10 - Building & Grounds Exp	9,600.00	9,600.00	728.80	3,644.90	1,500.00	4,455.10	46.41%
E60 - Miscellaneous Expense	2,500.00	2,500.00	0.00	0.00	0.00	2,500.00	100.00%
Expense Total:	614,096.45	614,996.45	54,844.10	295,939.98	1,500.00	317,556.47	51.64%
Department: 0620 - Police - SRO Surplus (Deficit):							
	-321,096.45	-321,996.45	120,234.65	-120,861.23	-1,500.00	199,635.22	62.00%
Department: 0630 - Police - K9							
Expense	1,800.00	1,800.00	0.00	0.00	0.00	1,800.00	100.00%
E30 - Supply Expense	1,800.00	1,800.00	0.00	0.00	0.00	1,800.00	100.00%
E40 - Operations Expense	5,500.00	5,500.00	0.00	1,018.56	0.00	4,481.44	81.48%
E55 - Professional Services	3,000.00	3,000.00	114.00	347.50	0.00	2,652.50	88.42%
Expense Total:	10,300.00	10,300.00	114.00	1,366.06	0.00	8,933.94	86.74%
Department: 0630 - Police - K9 Total:							
	10,300.00	10,300.00	114.00	1,366.06	0.00	8,933.94	86.74%
Fund: 001 - General Fund Surplus (Deficit):							
	160,002.44	-1,056,138.41	290,700.19	-580,842.78	-1,329,688.66	-854,393.03	-80.90%
Fund: 002 - Sales Tax Fund							
Revenue	6,310,008.00	6,310,008.00	566,271.98	2,642,754.66	0.00	-3,667,253.34	58.12%
R10 - Taxes - Sales	6,310,008.00	6,310,008.00	566,271.98	2,642,754.66	0.00	-3,667,253.34	58.12%
Expense							
E62 - Intergovernmental Tsr	6,310,008.00	6,310,008.00	525,834.00	2,629,170.00	0.00	3,680,838.00	58.33%
Expense Total:	6,310,008.00	6,310,008.00	525,834.00	2,629,170.00	0.00	3,680,838.00	58.33%
Department: 0100 - Administration Surplus (Deficit):							
	0.00	0.00	40,437.98	13,584.66	0.00	13,584.66	0.00%
Fund: 002 - Sales Tax Fund Surplus (Deficit):							
	0.00	0.00	40,437.98	13,584.66	0.00	13,584.66	0.00%
Fund: 003 - Franchise Fees Fund							
Revenue	1,330,000.00	1,330,000.00	118,736.22	671,606.08	0.00	-658,393.92	49.50%
R50 - Sale of Services	1,330,000.00	1,330,000.00	118,736.22	671,606.08	0.00	-658,393.92	49.50%
Expense							
E62 - Intergovernmental Tsr	175,000.00	175,000.00	14,583.33	72,916.65	0.00	102,083.35	58.33%
Expense Total:	175,000.00	175,000.00	14,583.33	72,916.65	0.00	102,083.35	58.33%
Department: 0100 - Administration Surplus (Deficit):							
	1,155,000.00	1,155,000.00	104,152.89	598,689.43	0.00	-556,310.57	48.17%

Budget Report

For Fiscal: 2023 Period Ending: 05/31/2023

Category	Original Total Budget	Current Total Budget	Period Activity	Fiscal Activity	Encumbrances	Variance Favorable (Unfavorable)	Percent Remaining
Department: 0800 - Street							
Expense							
E62 - Intergovernmental Tsfr	649,000.20	649,000.20	52,973.08	265,679.29	0.00	383,320.91	59.06%
Expense Total:	649,000.20	649,000.20	52,973.08	265,679.29	0.00	383,320.91	59.06%
Department: 0800 - Street Total:							
	649,000.20	649,000.20	52,973.08	265,679.29	0.00	383,320.91	59.06%
Fund: 003 - Franchise Fees Fund Surplus (Deficit):							
	505,999.80	505,999.80	51,179.81	333,010.14	0.00	-172,989.66	34.19%
Fund: 005 - Designated Tax Fund							
Department: 0200 - Animal Control							
Revenue							
R10 - Taxes - Sales	631,002.00	631,002.00	56,627.20	264,275.47	0.00	-366,726.53	58.12%
Revenue Surplus (Deficit):	631,002.00	631,002.00	56,627.20	264,275.47	0.00	-366,726.53	58.12%
Expense							
E62 - Intergovernmental Tsfr	631,002.00	631,002.00	52,583.00	262,915.00	0.00	368,087.00	58.33%
Expense Total:	631,002.00	631,002.00	52,583.00	262,915.00	0.00	368,087.00	58.33%
Department: 0200 - Animal Control Surplus (Deficit):							
	0.00	0.00	4,044.20	1,360.47	0.00	1,360.47	0.00%
Department: 0400 - Parks							
Revenue							
R10 - Taxes - Sales	631,002.00	631,002.00	56,627.20	264,275.47	0.00	-366,726.53	58.12%
Revenue Surplus (Deficit):	631,002.00	631,002.00	56,627.20	264,275.47	0.00	-366,726.53	58.12%
Expense							
E62 - Intergovernmental Tsfr	631,002.00	631,002.00	52,583.00	262,915.00	0.00	368,087.00	58.33%
Expense Total:	631,002.00	631,002.00	52,583.00	262,915.00	0.00	368,087.00	58.33%
Department: 0400 - Parks Surplus (Deficit):							
	0.00	0.00	4,044.20	1,360.47	0.00	1,360.47	0.00%
Department: 0500 - Fire							
Revenue							
R10 - Taxes - Sales	1,577,502.00	1,577,502.00	141,568.00	660,688.67	0.00	-916,813.33	58.12%
Revenue Surplus (Deficit):	1,577,502.00	1,577,502.00	141,568.00	660,688.67	0.00	-916,813.33	58.12%
Expense							
E62 - Intergovernmental Tsfr	1,577,502.00	1,577,502.00	131,459.00	657,295.00	0.00	920,207.00	58.33%
Expense Total:	1,577,502.00	1,577,502.00	131,459.00	657,295.00	0.00	920,207.00	58.33%
Department: 0500 - Fire Surplus (Deficit):							
	0.00	0.00	10,109.00	3,393.67	0.00	3,393.67	0.00%
Department: 0600 - Police							
Revenue							
R10 - Taxes - Sales	1,577,502.00	1,577,502.00	141,568.00	660,688.67	0.00	-916,813.33	58.12%
Revenue Surplus (Deficit):	1,577,502.00	1,577,502.00	141,568.00	660,688.67	0.00	-916,813.33	58.12%

Budget Report

For Fiscal: 2023 Period Ending: 05/31/2023

Category	Original Total Budget	Current Total Budget	Period Activity	Fiscal Activity	Encumbrances	Variance Favorable (Unfavorable)	Percent Remaining
Expense							
E62 - Intergovernmental Tsr	1,577,502.00	1,577,502.00	131,459.00	657,295.00	0.00	920,207.00	58.33%
Expense Total:	1,577,502.00	1,577,502.00	131,459.00	657,295.00	0.00	920,207.00	58.33%
Department: 0600 - Police Surplus (Deficit):	0.00	0.00	10,109.00	3,393.67	0.00	3,393.67	0.00%
Department: 0800 - Street Revenue							
R10 - Taxes - Sales	1,893,000.00	1,893,000.00	169,881.58	792,826.38	0.00	-1,100,173.62	58.12%
Revenue Surplus (Deficit):	1,893,000.00	1,893,000.00	169,881.58	792,826.38	0.00	-1,100,173.62	58.12%
Expense							
E62 - Intergovernmental Tsr	1,893,000.00	1,893,000.00	157,750.00	788,750.00	0.00	1,104,250.00	58.33%
Expense Total:	1,893,000.00	1,893,000.00	157,750.00	788,750.00	0.00	1,104,250.00	58.33%
Department: 0800 - Street Surplus (Deficit):	0.00	0.00	12,131.58	4,076.38	0.00	4,076.38	0.00%
Fund: 005 - Designated Tax Fund Surplus (Deficit):	0.00	0.00	40,437.98	13,584.66	0.00	13,584.66	0.00%
Fund: 007 - Investment Account Department: 0100 - Administration Revenue							
R85 - Interest Revenue	0.00	0.00	0.55	3,150.49	0.00	3,150.49	0.00%
Revenue Surplus (Deficit):	0.00	0.00	0.55	3,150.49	0.00	3,150.49	0.00%
Expense							
E62 - Intergovernmental Tsr	0.00	0.00	0.00	860,536.60	0.00	-860,536.60	0.00%
E85 - Interest Expense	0.00	0.00	271.30	-19,409.25	0.00	19,409.25	0.00%
Expense Total:	0.00	0.00	271.30	841,127.35	0.00	-841,127.35	0.00%
Department: 0100 - Administration Surplus (Deficit):	0.00	0.00	-270.75	-837,976.86	0.00	-837,976.86	0.00%
Fund: 007 - Investment Account Surplus (Deficit):	0.00	0.00	-270.75	-837,976.86	0.00	-837,976.86	0.00%
Fund: 020 - Animal Control Donation Department: 0200 - Animal Control Revenue							
R68 - Donation Revenue	2,500.00	2,500.00	0.00	0.00	0.00	-2,500.00	100.00%
Revenue Surplus (Deficit):	2,500.00	2,500.00	0.00	0.00	0.00	-2,500.00	100.00%
Expense							
E55 - Professional Services	2,500.00	2,500.00	0.00	984.42	0.00	1,515.58	60.62%
Expense Total:	2,500.00	2,500.00	0.00	984.42	0.00	1,515.58	60.62%
Department: 0200 - Animal Control Surplus (Deficit):	0.00	0.00	0.00	-984.42	0.00	-984.42	0.00%
Fund: 020 - Animal Control Donation Surplus (Deficit):	0.00	0.00	0.00	-984.42	0.00	-984.42	0.00%

Category	Original Total Budget	Current Total Budget	Period Activity	Fiscal Activity	Encumbrances	Variance Favorable (Unfavorable)	Percent Remaining
Fund: 030 - Act 1256 of 1995 Court							
Department: 0300 - Court							
Revenue							
R40 - Fines & Forfeitures	401,250.00	401,250.00	18,838.26	109,407.40	0.00	-291,842.60	72.73%
Revenue Surplus (Deficit):	401,250.00	401,250.00	18,838.26	109,407.40	0.00	-291,842.60	72.73%
Expense							
E01 - Personnel Expense	5,200.00	5,200.00	394.84	1,974.20	0.00	3,225.80	62.03%
E40 - Operations Expense	396,050.00	396,050.00	18,443.42	107,433.20	0.00	288,616.80	72.87%
Expense Total:	401,250.00	401,250.00	18,838.26	109,407.40	0.00	291,842.60	72.73%
Department: 0300 - Court Surplus (Deficit):							
	0.00	0.00	0.00	0.00	0.00	0.00	0.00%
Fund: 030 - Act 1256 of 1995 Court Surplus (Deficit):							
	0.00	0.00	0.00	0.00	0.00	0.00	0.00%
Fund: 031 - Act 1809 of 2001 Court Auto							
Department: 0300 - Court							
Revenue							
R40 - Fines & Forfeitures	36,000.00	36,000.00	2,807.50	14,943.50	0.00	-21,056.50	58.49%
Revenue Surplus (Deficit):	36,000.00	36,000.00	2,807.50	14,943.50	0.00	-21,056.50	58.49%
Expense							
E60 - Miscellaneous Expense	36,000.00	36,000.00	0.00	11,394.40	7,438.88	17,166.72	47.69%
Expense Total:	36,000.00	36,000.00	0.00	11,394.40	7,438.88	17,166.72	47.69%
Department: 0300 - Court Surplus (Deficit):							
	0.00	0.00	2,807.50	3,549.10	-7,438.88	-3,889.78	0.00%
Fund: 031 - Act 1809 of 2001 Court Auto Surplus (Deficit):							
	0.00	0.00	2,807.50	3,549.10	-7,438.88	-3,889.78	0.00%
Fund: 045 - Park 1/8 SalesTax O & M							
Department: 0400 - Parks							
Revenue							
R10 - Taxes - Sales	788,751.00	788,751.00	70,784.00	330,344.33	0.00	-458,406.67	58.12%
Revenue Surplus (Deficit):	788,751.00	788,751.00	70,784.00	330,344.33	0.00	-458,406.67	58.12%
Expense							
E62 - Intergovernmental Tsfr	788,751.00	788,751.00	65,729.00	328,645.00	0.00	460,106.00	58.33%
Expense Total:	788,751.00	788,751.00	65,729.00	328,645.00	0.00	460,106.00	58.33%
Department: 0400 - Parks Surplus (Deficit):							
	0.00	0.00	5,055.00	1,699.33	0.00	1,699.33	0.00%
Fund: 045 - Park 1/8 SalesTax O & M Surplus (Deficit):							
	0.00	0.00	5,055.00	1,699.33	0.00	1,699.33	0.00%
Fund: 051 - Act 833 of 1991 Fire							
Department: 0500 - Fire							
Revenue							
R15 - Taxes - Property	20,000.00	20,000.00	15,974.32	15,974.32	0.00	-4,025.68	20.13%
Revenue Surplus (Deficit):	20,000.00	20,000.00	15,974.32	15,974.32	0.00	-4,025.68	20.13%

Budget Report

For Fiscal: 2023 Period Ending: 05/31/2023

Category	Original Total Budget	Current Total Budget	Period Activity	Fiscal Activity	Encumbrances	Variance Favorable (Unfavorable)	Percent Remaining
Expense							
E40 - Operations Expense	20,000.00	56,702.05	0.00	37,361.30	9,617.90	9,722.85	17.15%
Expense Total:	20,000.00	56,702.05	0.00	37,361.30	9,617.90	9,722.85	17.15%
Department: 0500 - Fire Surplus (Deficit):	0.00	-36,702.05	15,974.32	-21,386.98	-9,617.90	5,697.17	15.52%
Fund: 051 - Act 833 of 1991 Fire Surplus (Deficit):	0.00	-36,702.05	15,974.32	-21,386.98	-9,617.90	5,697.17	15.52%
Fund: 055 - Fire 3/8 SalesTax							
Department: 0500 - Fire	2,366,253.00	2,366,253.00	212,351.99	991,032.97	0.00	-1,375,220.03	58.12%
Revenue	2,366,253.00	2,366,253.00	212,351.99	991,032.97	0.00	-1,375,220.03	58.12%
R10 - Taxes - Sales							
Revenue Surplus (Deficit):	2,366,253.00	2,366,253.00	212,351.99	991,032.97	0.00	-1,375,220.03	58.12%
Fund: 055 - Fire 3/8 SalesTax Surplus (Deficit):	2,366,253.00	2,366,253.00	212,351.99	991,032.97	0.00	-1,375,220.03	58.12%
Expense							
E62 - Intergovernmental Tsr	2,366,253.00	2,366,253.00	197,188.00	985,940.00	0.00	1,380,313.00	58.33%
Expense Total:	2,366,253.00	2,366,253.00	197,188.00	985,940.00	0.00	1,380,313.00	58.33%
Department: 0500 - Fire Surplus (Deficit):	0.00	0.00	15,163.99	5,092.97	0.00	5,092.97	0.00%
Fund: 055 - Fire 3/8 SalesTax Surplus (Deficit):	0.00	0.00	15,163.99	5,092.97	0.00	5,092.97	0.00%
Fund: 061 - Act 918 of 1983 Police							
Department: 0600 - Police	15,000.00	15,000.00	1,342.64	6,713.20	0.00	-8,286.80	55.25%
Revenue	15,000.00	15,000.00	1,342.64	6,713.20	0.00	-8,286.80	55.25%
R40 - Fines & Forfeitures							
Revenue Surplus (Deficit):	15,000.00	15,000.00	1,342.64	6,713.20	0.00	-8,286.80	55.25%
Expense							
E60 - Miscellaneous Expense	15,000.00	15,000.00	0.00	6,317.32	0.00	8,682.68	57.88%
Expense Total:	15,000.00	15,000.00	0.00	6,317.32	0.00	8,682.68	57.88%
Department: 0600 - Police Surplus (Deficit):	0.00	0.00	1,342.64	395.88	0.00	395.88	0.00%
Fund: 061 - Act 918 of 1983 Police Surplus (Deficit):	0.00	0.00	1,342.64	395.88	0.00	395.88	0.00%
Fund: 062 - Act 988 of 1991 Emerg Veh							
Department: 0600 - Police	12,000.00	12,000.00	240.00	1,096.17	0.00	-10,903.83	90.87%
Revenue	12,000.00	12,000.00	240.00	1,096.17	0.00	-10,903.83	90.87%
R40 - Fines & Forfeitures							
Revenue Surplus (Deficit):	12,000.00	12,000.00	240.00	1,096.17	0.00	-10,903.83	90.87%
Expense							
E40 - Operations Expense	12,000.00	12,000.00	0.00	0.00	0.00	12,000.00	100.00%
Expense Total:	12,000.00	12,000.00	0.00	0.00	0.00	12,000.00	100.00%
Department: 0600 - Police Surplus (Deficit):	0.00	0.00	240.00	1,096.17	0.00	1,096.17	0.00%
Fund: 062 - Act 988 of 1991 Emerg Veh Surplus (Deficit):	0.00	0.00	240.00	1,096.17	0.00	1,096.17	0.00%

Budget Report

For Fiscal: 2023 Period Ending: 05/31/2023

Category	Original Total Budget	Current Total Budget	Period Activity	Fiscal Activity	Encumbrances	Variance Favorable (Unfavorable)	Percent Remaining
Fund: 066 - Federal Drug Control							
Department: 0600 - Police							
Revenue							
R85 - Interest Revenue	0.00	0.00	0.26	1.21	0.00	1.21	0.00%
Revenue Surplus (Deficit):							
	0.00	0.00	0.26	1.21	0.00	1.21	0.00%
Department: 0600 - Police Surplus (Deficit):							
	0.00	0.00	0.26	1.21	0.00	1.21	0.00%
Fund: 066 - Federal Drug Control Surplus (Deficit):							
	0.00	0.00	0.26	1.21	0.00	1.21	0.00%
Fund: 068 - State Drug Control							
Department: 0600 - Police							
Revenue							
R40 - Fines & Forfeitures	2,500.00	2,500.00	0.00	0.00	0.00	-2,500.00	100.00%
R85 - Interest Revenue	0.00	0.00	0.21	0.97	0.00	0.97	0.00%
Revenue Surplus (Deficit):							
	2,500.00	2,500.00	0.21	0.97	0.00	-2,499.03	99.96%
Expense							
E60 - Miscellaneous Expense	2,500.00	2,500.00	0.00	0.00	0.00	2,500.00	100.00%
Expense Total:							
	2,500.00	2,500.00	0.00	0.00	0.00	2,500.00	100.00%
Department: 0600 - Police Surplus (Deficit):							
	0.00	0.00	0.21	0.97	0.00	0.97	0.00%
Fund: 068 - State Drug Control Surplus (Deficit):							
	0.00	0.00	0.21	0.97	0.00	0.97	0.00%
Fund: 080 - Street Fund							
Department: 0140 - Stormwater							
Expense							
E01 - Personnel Expense	408,929.87	409,029.87	26,004.51	143,943.32	0.00	265,086.55	64.81%
E10 - Building & Grounds Exp	3,024.00	3,024.00	333.36	1,583.00	450.00	991.00	32.77%
E20 - Vehicle Expense	21,200.00	35,034.56	15,238.11	17,740.29	0.00	17,294.27	49.36%
E30 - Supply Expense	12,700.00	25,400.00	268.53	3,583.70	0.00	21,816.30	85.89%
E40 - Operations Expense	6,200.00	6,200.00	200.00	1,634.26	0.00	4,565.74	73.64%
E55 - Professional Services	100,250.00	150,760.00	7,303.13	18,388.35	51,140.00	81,231.65	53.88%
E80 - Fixed Assets	62,000.00	62,000.00	62,103.00	62,103.00	0.00	-103.00	-0.17%
Expense Total:							
	614,303.87	691,448.43	111,450.64	248,975.92	51,590.00	390,882.51	56.53%
Department: 0140 - Stormwater Total:							
	614,303.87	691,448.43	111,450.64	248,975.92	51,590.00	390,882.51	56.53%
Department: 0800 - Street							
Revenue							
R10 - Taxes - Sales	456,000.00	456,000.00	52,710.78	260,144.40	0.00	-195,855.60	42.95%
R15 - Taxes - Property	1,368,000.00	1,368,000.00	161,533.55	623,790.87	0.00	-744,209.13	54.40%
R60 - Miscellaneous Revenue	1,000.00	1,577.84	0.00	3,014.08	0.00	1,436.24	-91.03%
R62 - Intergovernmental Tsfrs	1,893,000.00	1,893,000.00	157,750.00	788,750.00	0.00	-1,104,250.00	58.33%
R64 - Reimbursement	425,000.00	425,000.00	0.00	0.00	0.00	-425,000.00	100.00%

Category	Original Total Budget	Current Total Budget	Period Activity	Fiscal Activity	Encumbrances	Variance Favorable (Unfavorable) Remaining	Percent Remaining
R85 - Interest Revenue	775.00	775.00	0.00	0.00	0.00	-775.00	100.00%
Revenue Surplus (Deficit):	4,143,775.00	4,144,352.84	371,994.33	1,675,699.35	0.00	-2,468,653.49	59.57%
Expense							
E01 - Personnel Expense	1,527,035.88	1,531,035.88	88,477.90	485,541.27	1,956.50	1,043,538.11	68.16%
E10 - Building & Grounds Exp	104,704.96	104,704.96	16,524.49	74,309.22	-90,020.03	120,415.77	115.00%
E20 - Vehicle Expense	218,500.00	224,400.34	17,104.03	104,623.66	4,770.41	115,006.27	51.25%
E30 - Supply Expense	388,952.16	391,976.90	6,838.42	104,557.37	17,996.76	269,422.77	68.73%
E40 - Operations Expense	294,283.00	292,100.00	4,288.07	21,722.79	0.00	270,377.21	92.56%
E55 - Professional Services	328,500.04	362,290.04	44,222.34	74,360.73	67,336.31	220,593.00	60.89%
E60 - Miscellaneous Expense	53,965.00	53,965.00	2,421.27	15,433.97	36,812.00	1,719.03	3.19%
E80 - Fixed Assets	1,088,000.00	2,282,764.24	193,566.53	777,318.97	1,322,232.08	183,213.19	8.03%
E90 - Construction Projects	500,000.00	886,285.96	0.00	276,109.03	5,750.01	604,426.92	68.20%
Expense Total:	4,603,941.04	6,129,523.32	373,443.05	1,933,977.01	1,366,834.04	2,828,712.27	46.15%
Department: 0800 - Street Surplus (Deficit):	-460,166.04	-1,985,170.48	-1,448.72	-258,277.66	-1,366,834.04	360,058.78	18.14%
Fund: 080 - Street Fund Surplus (Deficit):	-1,074,469.91	-2,676,618.91	-112,899.36	-507,253.58	-1,418,424.04	750,941.29	28.06%
Fund: 110 - Special Redemp - 2016 Bond Revenue							
R62 - Intergovernmental Tsfrs	0.00	0.00	2,902.77	13,344.14	0.00	13,344.14	0.00%
R85 - Interest Revenue	0.00	0.00	98.23	357.67	0.00	357.67	0.00%
Revenue Surplus (Deficit):	0.00	0.00	3,001.00	13,701.81	0.00	13,701.81	0.00%
Department: 0100 - Administration Surplus (Deficit):	0.00	0.00	3,001.00	13,701.81	0.00	13,701.81	0.00%
Fund: 110 - Special Redemp - 2016 Bond Surplus (Deficit):	0.00	0.00	3,001.00	13,701.81	0.00	13,701.81	0.00%
Fund: 113 - Debt Service Reserve Fund Revenue							
R85 - Interest Revenue	0.00	0.00	2,902.77	13,344.14	0.00	13,344.14	0.00%
Revenue Surplus (Deficit):	0.00	0.00	2,902.77	13,344.14	0.00	13,344.14	0.00%
Expense							
E62 - Intergovernmental Tsfr	0.00	0.00	2,902.77	13,344.14	0.00	-13,344.14	0.00%
Expense Total:	0.00	0.00	2,902.77	13,344.14	0.00	-13,344.14	0.00%
Department: 0100 - Administration Surplus (Deficit):	0.00	0.00	0.00	0.00	0.00	0.00	0.00%
Fund: 113 - Debt Service Reserve Fund Surplus (Deficit):	0.00	0.00	0.00	0.00	0.00	0.00	0.00%

Budget Report

For Fiscal: 2023 Period Ending: 05/31/2023

Category	Original Total Budget	Current Total Budget	Period Activity	Fiscal Activity	Encumbrances	Variance Favorable (Unfavorable)	Percent Remaining
Fund: 114 - 2016 Bond Fund							
Department: 0100 - Administration							
Revenue							
R10 - Taxes - Sales	0.00	0.00	283,135.99	1,321,377.33	0.00	1,321,377.33	0.00%
	0.00	0.00	283,135.99	1,321,377.33	0.00	1,321,377.33	0.00%
Department: 0100 - Administration Surplus (Deficit):	0.00	0.00	283,135.99	1,321,377.33	0.00	1,321,377.33	0.00%
Department: 0400 - Parks							
Revenue							
R85 - Interest Revenue	0.00	0.00	6,714.48	21,920.89	0.00	21,920.89	0.00%
	0.00	0.00	6,714.48	21,920.89	0.00	21,920.89	0.00%
Department: 0400 - Parks Surplus (Deficit):	0.00	0.00	6,714.48	21,920.89	0.00	21,920.89	0.00%
Fund: 114 - 2016 Bond Fund Surplus (Deficit):	0.00	0.00	289,850.47	1,343,298.22	0.00	1,343,298.22	0.00%
Fund: 167 - 2022 Amend 78							
Department: 0100 - Administration							
Revenue							
R10 - Taxes - Sales	0.00	0.00	0.00	-40,200.00	0.00	-40,200.00	0.00%
	0.00	0.00	0.00	-40,200.00	0.00	-40,200.00	0.00%
Department: 0100 - Administration Surplus (Deficit):	0.00	0.00	0.00	-40,200.00	0.00	-40,200.00	0.00%
Fund: 167 - 2022 Amend 78 Surplus (Deficit):	0.00	0.00	0.00	-40,200.00	0.00	-40,200.00	0.00%
Fund: 183 - 2023 Street Bond DSR							
Department: 0800 - Street							
Revenue							
R10 - Taxes - Sales	0.00	0.00	586,490.00	586,490.00	0.00	586,490.00	0.00%
	0.00	0.00	586,490.00	586,490.00	0.00	586,490.00	0.00%
Department: 0800 - Street Surplus (Deficit):	0.00	0.00	586,490.00	586,490.00	0.00	586,490.00	0.00%
Fund: 183 - 2023 Street Bond DSR Surplus (Deficit):	0.00	0.00	586,490.00	586,490.00	0.00	586,490.00	0.00%
Fund: 185 - Street Bond 2016 DS							
Department: 0800 - Street							
Revenue							
R62 - Intergovernmental Tsfrs	0.00	0.00	52,973.08	267,784.58	0.00	267,784.58	0.00%
R85 - Interest Revenue	0.00	0.00	454.90	3,474.88	0.00	3,474.88	0.00%
	0.00	0.00	53,427.98	271,259.46	0.00	271,259.46	0.00%
Revenue Surplus (Deficit):	0.00	0.00	53,427.98	271,259.46	0.00	271,259.46	0.00%
Expense Total:	0.00	0.00	83.33	507,638.53	0.00	-507,638.53	0.00%
Department: 0800 - Street Surplus (Deficit):	0.00	0.00	53,344.65	-236,379.07	0.00	-236,379.07	0.00%
Fund: 185 - Street Bond 2016 DS Surplus (Deficit):	0.00	0.00	53,344.65	-236,379.07	0.00	-236,379.07	0.00%

Category	Original Total Budget	Current Total Budget	Period Activity	Fiscal Activity	Encumbrances	Variance Favorable (Unfavorable) Remaining	Percent Remaining
Fund: 186 - Street Bond 2016 DSR							
Department: 0800 - Street Revenue	0.00	0.00	1,240.72	5,633.58	0.00	5,633.58	0.00%
R85 - Interest Revenue	0.00	0.00	1,240.72	5,633.58	0.00	5,633.58	0.00%
Expense							
E62 - Intergovernmental Tsfr	0.00	0.00	0.00	2,105.29	0.00	-2,105.29	0.00%
Expense Total:	0.00	0.00	0.00	2,105.29	0.00	-2,105.29	0.00%
Department: 0800 - Street Surplus (Deficit):	0.00	0.00	1,240.72	3,528.29	0.00	3,528.29	0.00%
Fund: 186 - Street Bond 2016 DSR Surplus (Deficit):	0.00	0.00	1,240.72	3,528.29	0.00	3,528.29	0.00%
Fund: 187 - 2016 Street Construction Fund							
Department: 0800 - Street Revenue	0.00	0.00	0.00	2,024,370.34	0.00	2,024,370.34	0.00%
R64 - Reimbursement	0.00	0.00	21,217.06	48,681.08	0.00	48,681.08	0.00%
R85 - Interest Revenue	0.00	0.00	21,217.06	2,073,051.42	0.00	2,073,051.42	0.00%
Expense							
E90 - Construction Projects	0.00	0.00	1,379,100.84	255,619.49	0.00	-255,619.49	0.00%
Expense Total:	0.00	0.00	1,379,100.84	255,619.49	0.00	-255,619.49	0.00%
Department: 0800 - Street Surplus (Deficit):	0.00	0.00	-1,357,883.78	1,817,431.93	0.00	1,817,431.93	0.00%
Fund: 187 - 2016 Street Construction Fund Surplus (Deficit):	0.00	0.00	-1,357,883.78	1,817,431.93	0.00	1,817,431.93	0.00%
Fund: 188 - 2023 Improvement Fund							
Department: 0800 - Street Revenue	0.00	0.00	9,948,051.01	9,948,051.01	0.00	9,948,051.01	0.00%
R10 - Taxes - Sales	0.00	0.00	9,948,051.01	9,948,051.01	0.00	9,948,051.01	0.00%
Expense							
Department: 0800 - Street Surplus (Deficit):	0.00	0.00	9,948,051.01	9,948,051.01	0.00	9,948,051.01	0.00%
Fund: 188 - 2023 Improvement Fund Surplus (Deficit):	0.00	0.00	9,948,051.01	9,948,051.01	0.00	9,948,051.01	0.00%
Fund: 500 - Water Fund							
Department: 0140 - Stormwater Revenue	308,000.00	308,000.00	-106,184.26	0.00	0.00	-308,000.00	100.00%
R50 - Sale of Services	308,000.00	308,000.00	-106,184.26	0.00	0.00	-308,000.00	100.00%
Expense							
E62 - Intergovernmental Tsfr	308,000.00	308,000.00	0.00	0.00	0.00	308,000.00	100.00%
Expense Total:	308,000.00	308,000.00	0.00	0.00	0.00	308,000.00	100.00%
Department: 0140 - Stormwater Surplus (Deficit):	0.00	0.00	-106,184.26	0.00	0.00	0.00	0.00%

Budget Report

For Fiscal: 2023 Period Ending: 05/31/2023

Category	Original Total Budget	Current Total Budget	Period Activity	Fiscal Activity	Encumbrances	Variance Favorable (Unfavorable) Remaining	Percent Remaining
Department: 0900 - Water							
Revenue							
R50 - Sale of Services	5,121,722.00	5,121,722.00	364,783.96	1,767,888.51	0.00	-3,353,833.49	65.48%
R60 - Miscellaneous Revenue	35,000.00	35,000.00	1,328.63	1,366.39	0.00	-33,633.61	96.10%
R62 - Intergovernmental Tsfrs	0.00	0.00	0.00	17,270.00	0.00	17,270.00	0.00%
Revenue Surplus (Deficit):	5,156,722.00	5,156,722.00	366,112.59	1,786,524.90	0.00	-3,370,197.10	65.36%
Expense							
E01 - Personnel Expense	1,374,320.65	1,389,392.65	100,097.47	514,463.67	71.38	874,857.60	62.97%
E10 - Building & Grounds Exp	115,300.00	115,300.00	7,046.10	27,479.53	12,171.94	75,648.53	65.61%
E20 - Vehicle Expense	104,100.00	104,600.00	9,943.13	42,542.09	4,175.07	57,882.84	55.34%
E30 - Supply Expense	1,376,400.00	1,376,400.00	115,868.92	572,702.64	15,030.95	788,666.41	57.30%
E40 - Operations Expense	467,543.00	465,360.00	35,415.35	194,490.40	7,600.00	263,269.60	56.57%
E55 - Professional Services	84,800.00	84,800.00	5,024.67	25,368.85	9,312.86	50,118.29	59.10%
E60 - Miscellaneous Expense	62,610.00	61,610.00	21,483.59	40,291.72	35,256.74	-13,938.46	-22.62%
E62 - Intergovernmental Tsfr	35,000.00	35,000.00	0.00	63,232.72	17,000.00	-45,232.72	-129.24%
E72 - Bond Expense	31,983.96	31,983.96	3,421.46	17,655.54	0.00	14,328.42	44.80%
E80 - Fixed Assets	650,000.00	4,035,695.03	485,388.00	3,292,781.51	92,913.52	650,000.00	16.11%
E85 - Interest Expense	87,589.00	87,589.00	6,266.14	31,741.90	0.00	55,847.10	63.76%
Expense Total:	4,389,646.61	7,787,730.64	789,954.83	4,822,750.57	193,532.46	2,771,447.61	35.59%
Department: 0900 - Water Surplus (Deficit):							
	767,075.39	-2,631,008.64	-423,842.24	-3,036,225.67	-193,532.46	-598,749.49	-22.76%
Department: 0950 - Wastewater							
Revenue							
R50 - Sale of Services	5,577,537.00	5,577,537.00	448,009.41	2,277,065.22	0.00	-3,300,471.78	59.17%
R60 - Miscellaneous Revenue	50,100.00	50,100.00	4,150.00	26,150.00	0.00	-23,950.00	47.80%
Revenue Surplus (Deficit):	5,627,637.00	5,627,637.00	452,159.41	2,303,215.22	0.00	-3,324,421.78	59.07%
Expense							
E62 - Intergovernmental Tsfr	4,114,000.00	4,114,000.00	0.00	1,736,968.16	427,500.00	1,949,531.84	47.39%
Expense Total:	4,114,000.00	4,114,000.00	0.00	1,736,968.16	427,500.00	1,949,531.84	47.39%
Department: 0950 - Wastewater Surplus (Deficit):							
	1,513,637.00	1,513,637.00	452,159.41	566,247.06	-427,500.00	-1,374,889.94	90.83%
Fund: 500 - Water Fund Surplus (Deficit):							
	2,280,712.39	-1,117,371.64	-77,867.09	-2,469,978.61	-621,032.46	-1,973,639.43	-176.63%
Fund: 510 - Wastewater Fund							
Department: 0950 - Wastewater							
Revenue							
R60 - Miscellaneous Revenue	0.00	0.00	54.06	54.06	0.00	54.06	0.00%
R62 - Intergovernmental Tsfrs	4,064,000.00	4,064,000.00	0.00	1,736,968.16	0.00	-2,327,031.84	57.26%
Revenue Surplus (Deficit):	4,064,000.00	4,064,000.00	54.06	1,737,022.22	0.00	-2,326,977.78	57.26%
Expense							
E01 - Personnel Expense	2,045,541.24	2,047,541.24	129,186.03	761,570.98	0.00	1,285,970.26	62.81%
E10 - Building & Grounds Exp	617,768.00	715,268.00	49,099.99	281,317.51	15,650.77	418,299.72	58.48%

Budget Report

For Fiscal: 2023 Period Ending: 05/31/2023

Category	Original Total Budget	Current Total Budget	Period Activity	Fiscal Activity	Encumbrances	Variance	
						(Unfavorable)	Remaining
E20 - Vehicle Expense	162,300.00	166,820.07	8,709.13	65,176.37	163,775.80	-62,132.10	-37.24%
E30 - Supply Expense	483,200.00	483,200.00	61,051.44	242,344.62	62,634.80	178,220.58	36.88%
E40 - Operations Expense	57,963.00	55,780.00	441.10	9,919.47	500.00	45,360.53	81.32%
E55 - Professional Services	109,600.00	109,600.00	10,418.71	39,176.69	32,175.80	38,247.51	34.90%
E60 - Miscellaneous Expense	74,240.00	74,240.00	4,747.59	21,474.57	35,256.74	17,508.69	23.58%
E62 - Intergovernmental Tsfr	120,000.00	120,000.00	0.00	91,419.38	22,500.00	6,080.62	5.07%
E72 - Bond Expense	172,838.47	66,999.47	4,615.68	23,787.20	0.00	43,212.27	64.50%
E80 - Fixed Assets	2,922,000.00	4,066,874.58	108,558.14	389,316.42	1,955,092.20	1,722,465.96	42.35%
E85 - Interest Expense	87,589.00	87,589.00	7,161.82	49,183.44	26,349.81	12,055.75	13.76%
Expense Total:	6,853,039.71	7,993,912.36	383,989.63	1,974,686.65	2,313,935.92	3,705,289.79	46.35%
Department: 0950 - Wastewater Surplus (Deficit):	-2,789,039.71	-3,929,912.36	-383,935.57	-237,664.43	-2,313,935.92	1,378,312.01	35.07%
Fund: 510 - Wastewater Fund Surplus (Deficit):	-2,789,039.71	-3,929,912.36	-383,935.57	-237,664.43	-2,313,935.92	1,378,312.01	35.07%

Fund: 515 - Stormwater Utility Fund
Department: 0140 - Stormwater

Revenue							
R20 - Licenses Permits & Fees	0.00	0.00	11,575.00	11,575.00	0.00	11,575.00	0.00%
R50 - Sale of Services	0.00	0.00	120,339.68	120,339.68	0.00	120,339.68	0.00%
R60 - Miscellaneous Revenue	0.00	0.00	0.00	860,536.60	0.00	860,536.60	0.00%
Revenue Surplus (Deficit):	0.00	0.00	131,914.68	992,451.28	0.00	992,451.28	0.00%
Expense							
E80 - Fixed Assets	0.00	2,938,322.25	295,887.56	1,894,783.23	441,771.25	601,767.77	20.48%
Expense Total:	0.00	2,938,322.25	295,887.56	1,894,783.23	441,771.25	601,767.77	20.48%
Department: 0140 - Stormwater Surplus (Deficit):	0.00	-2,938,322.25	-163,972.88	-902,331.95	-441,771.25	1,594,219.05	54.26%
Fund: 515 - Stormwater Utility Fund Surplus (Deficit):	0.00	-2,938,322.25	-163,972.88	-902,331.95	-441,771.25	1,594,219.05	54.26%

Fund: 525 - Depreciation - WW
Department: 0950 - Wastewater

Revenue							
R62 - Intergovernmental Tsfrs	217,000.00	217,000.00	0.00	154,652.10	0.00	-62,347.90	28.73%
Revenue Surplus (Deficit):	217,000.00	217,000.00	0.00	154,652.10	0.00	-62,347.90	28.73%
Department: 0950 - Wastewater Surplus (Deficit):	217,000.00	217,000.00	0.00	154,652.10	0.00	-62,347.90	28.73%
Fund: 525 - Depreciation - WW Surplus (Deficit):	217,000.00	217,000.00	0.00	154,652.10	0.00	-62,347.90	28.73%

Budget Report

For Fiscal: 2023 Period Ending: 05/31/2023

Category	Original Total Budget	Current Total Budget	Period Activity	Fiscal Activity	Encumbrances	Variance Favorable (Unfavorable)	Percent Remaining
Fund: 550 - Impact - Water							
Department: 0900 - Water							
Revenue							
R62 - Intergovernmental Tsfrs	35,000.00	35,000.00	2,400.00	6,000.00	0.00	-29,000.00	82.86%
Revenue Surplus (Deficit):	35,000.00	35,000.00	2,400.00	6,000.00	0.00	-29,000.00	82.86%
Department: 0900 - Water Surplus (Deficit):							
Fund: 550 - Impact - Water Surplus (Deficit):	35,000.00	35,000.00	2,400.00	6,000.00	0.00	-29,000.00	82.86%
Fund: 555 - Impact - WW							
Department: 0950 - Wastewater							
Revenue							
R62 - Intergovernmental Tsfrs	50,000.00	50,000.00	0.00	0.00	0.00	-50,000.00	100.00%
Revenue Surplus (Deficit):	50,000.00	50,000.00	0.00	0.00	0.00	-50,000.00	100.00%
Department: 0950 - Wastewater Surplus (Deficit):							
Fund: 555 - Impact - WW Surplus (Deficit):	50,000.00	50,000.00	0.00	0.00	0.00	-50,000.00	100.00%
Fund: 604 - W/WW Ref Rev 2017 Bd Fr							
Department: 0000 - Administration							
Revenue							
R62 - Intergovernmental Tsfrs	0.00	0.00	19,775.11	118,650.66	0.00	118,650.66	0.00%
R85 - Interest Revenue	0.00	0.00	333.56	665.80	0.00	665.80	0.00%
Revenue Surplus (Deficit):	0.00	0.00	20,108.67	119,316.46	0.00	119,316.46	0.00%
Expense							
E72 - Bond Expense	0.00	0.00	166.67	833.35	0.00	-833.35	0.00%
Expense Total:	0.00	0.00	166.67	833.35	0.00	-833.35	0.00%
Department: 0000 - Administration Surplus (Deficit):							
Fund: 604 - W/WW Ref Rev 2017 Bd Fr Surplus (Deficit):	0.00	0.00	19,942.00	118,483.11	0.00	118,483.11	0.00%
Fund: 606 - W/WW Ref Rev Bonds 2017 DSR							
Department: 0000 - Administration							
Revenue							
R85 - Interest Revenue	0.00	0.00	1,008.29	4,565.81	0.00	4,565.81	0.00%
Revenue Surplus (Deficit):	0.00	0.00	1,008.29	4,565.81	0.00	4,565.81	0.00%
Department: 0000 - Administration Surplus (Deficit):							
Fund: 606 - W/WW Ref Rev Bonds 2017 DSR Surplus (Deficit):	0.00	0.00	1,008.29	4,565.81	0.00	4,565.81	0.00%
Fund: 700 - A/P Tax Commission							
Department: 0150 - A/P Tax Commission							
Revenue							
R85 - Interest Revenue	0.00	0.00	18.83	89.47	0.00	89.47	0.00%
Revenue Surplus (Deficit):	0.00	0.00	18.83	89.47	0.00	89.47	0.00%

Budget Report

For Fiscal: 2023 Period Ending: 05/31/2023

Category	Original Total Budget	Current Total Budget	Period Activity	Fiscal Activity	Encumbrances	Variance	
						Favorable	(Unfavorable) Remaining
Expense	0.00	0.00	0.00	212,898.04	0.00	-212,898.04	0.00%
E60 - Miscellaneous Expense	0.00	0.00	0.00	212,898.04	0.00	-212,898.04	0.00%
Expense Total:							
Department: 0150 - A/P Tax Commission Surplus (Deficit):	0.00	0.00	18.83	-212,808.57	0.00	-212,808.57	0.00%
Fund: 700 - A/P Tax Commission Surplus (Deficit):	0.00	0.00	18.83	-212,808.57	0.00	-212,808.57	0.00%
Report Surplus (Deficit):	-614,794.99	-10,947,065.82	9,271,857.42	8,320,410.12	-6,141,909.11	13,125,566.83	119.90%

Fund Summary

Fund	Original Total Budget	Current Total Budget	Period Activity	Fiscal Activity	Encumbrances	Variance	
						Favorable	(Unfavorable)
001 - General Fund	160,002.44	-1,056,138.41	290,700.19	-580,842.78	-1,329,688.66	-854,393.03	
002 - Sales Tax Fund	0.00	0.00	40,437.98	13,584.66	0.00	13,584.66	
003 - Franchise Fees Fund	505,999.80	505,999.80	51,179.81	333,010.14	0.00	-172,989.66	
005 - Designated Tax Fund	0.00	0.00	40,437.98	13,584.66	0.00	13,584.66	
007 - Investment Account	0.00	0.00	-270.75	-837,976.86	0.00	-837,976.86	
020 - Animal Control Donation	0.00	0.00	0.00	-984.42	0.00	-984.42	
030 - Act 1256 of 1995 Court	0.00	0.00	0.00	0.00	0.00	0.00	
031 - Act 1809 of 2001 Court Aut	0.00	0.00	2,807.50	3,549.10	-7,438.88	-3,889.78	
045 - Park 1/8 SalesTax O & M	0.00	0.00	5,055.00	1,699.33	0.00	1,699.33	
051 - Act 833 of 1991 Fire	0.00	-36,702.05	15,974.32	-21,386.98	9,617.90	5,697.17	
055 - Fire 3/8 SalesTax	0.00	0.00	15,163.99	5,092.97	0.00	5,092.97	
061 - Act 918 of 1983 Police	0.00	0.00	1,342.64	395.88	0.00	395.88	
062 - Act 988 of 1991 Emerg Veh	0.00	0.00	240.00	1,096.17	0.00	1,096.17	
066 - Federal Drug Control	0.00	0.00	0.26	1.21	0.00	1.21	
068 - State Drug Control	0.00	0.00	0.21	0.97	0.00	0.97	
080 - Street Fund	-1,074,469.91	-2,676,618.91	-112,899.36	-507,253.58	-1,418,424.04	750,941.29	
110 - Special Redemp - 2016 Bon	0.00	0.00	3,001.00	13,701.81	0.00	13,701.81	
113 - Debt Service Reserve Fund	0.00	0.00	0.00	0.00	0.00	0.00	
114 - 2016 Bond Fund	0.00	0.00	289,850.47	1,343,298.22	0.00	1,343,298.22	
167 - 2022 Amend 78	0.00	0.00	0.00	-40,200.00	0.00	-40,200.00	
183 - 2023 Street Bond DSR	0.00	0.00	586,490.00	586,490.00	0.00	586,490.00	
185 - Street Bond 2016 DS	0.00	0.00	53,344.65	-236,379.07	0.00	-236,379.07	
186 - Street Bond 2016 DSR	0.00	0.00	1,240.72	3,528.29	0.00	3,528.29	
187 - 2016 Street Construction F	0.00	0.00	-1,357,883.78	1,817,431.93	0.00	1,817,431.93	
188 - 2023 Improvement Fund	0.00	0.00	9,948,051.01	9,948,051.01	0.00	9,948,051.01	
500 - Water Fund	2,280,712.39	-1,117,371.64	-77,867.09	-2,469,978.61	-621,032.46	-1,973,639.43	
510 - Wastewater Fund	-2,789,039.71	-3,929,912.36	-383,935.57	-237,664.43	-2,313,935.92	1,378,312.01	
515 - Stormwater Utility Fund	0.00	-2,938,322.25	-163,972.88	-902,331.95	-441,771.25	1,594,219.05	
525 - Depreciation - WW	217,000.00	217,000.00	0.00	154,652.10	0.00	-62,347.90	
550 - Impact - Water	35,000.00	35,000.00	2,400.00	6,000.00	0.00	-29,000.00	
555 - Impact - WW	50,000.00	50,000.00	0.00	0.00	0.00	-50,000.00	
604 - W/WW Ref Rev 2017 Bd Fr	0.00	0.00	19,942.00	118,483.11	0.00	118,483.11	
606 - W/WW Ref Rev Bonds 201	0.00	0.00	1,008.29	4,565.81	0.00	4,565.81	
700 - A/P Tax Commission	0.00	0.00	18.83	-212,808.57	0.00	-212,808.57	
Report Surplus (Deficit):	-614,794.99	-10,947,065.82	9,271,857.42	8,320,410.12	-6,141,909.11	13,125,566.83	

