



Bryant Water and Wastewater Committee

Boswell Municipal Complex - City Hall Conference Room

Date: April 01, 2025 - **Time:** 6:00 PM

Leak Adjustments Review

1. March Leak Adjustments

- [WSAC Report 03.2025.pdf](#)

Approval of Minutes

2. March Meet Unapproved for April

- [March meet Unapproved Mins for April 2025.pdf](#)

Finance Reports

3. February Financial Reports

- [financial_report_for_period_ending_february-28-2025.pdf](#)

Presentations and Announcements

4. Lift Stations

5. WWTP

Public Comments

Old Business

New Business

6. WWTP Staffing Update

Projects

7. Saline Regional Update

8. Hwy 5 Relocation Update/Hwy 5 Water Tower Row Acquisition

9. South Plain Update/School Property Discussion

10. LS 5 Update

11. Lea Circle Update

12. Springhill Update

CITY OF BRYANT WATER AND WASTEWATER UTILITIES

MONTHLY LEAK ADJUSTMENT REPORT

SUMMARY

Date: March 2025

Total Number of Request for Adjustment		Total Number of Adjustments Approved	
Highest Bill Adjusted		Lowest Bill Adjusted	
Total Gallons Adjusted		Total Cost of Adjustments	

DETAILS

Customer Name	Christy Rickman			Customer Address	2105 Chelsea Dr
Date Leak Detected by AMI				Date Customer Notified	
Date Leak Started				Date Leak Repaired	2-2025
Amount of Bill:	\$334.36			Usage:	168
Average Bill:	\$109.84			Three Month Average Usage:	48
Adjustment Approved:	Yes		No	Approved By:	
Amount of Adjustment to Sewer Bill:	\$108.12			Adjusted Bill Amount:	\$226.24
Customer Name	Thomasena McNutt			Customer Address	3102 Travis Pkwy
Date Leak Detected by AMI				Date Customer Notified	
Date Leak Started				Date Leak Repaired	3-2025
Amount of Bill:	\$384.88			Usage:	195
Average Bill:	\$145.40			Three Month Average Usage:	67
Adjustment Approved:	Yes		No	Approved By:	
Amount of Adjustment to Sewer Bill:	\$115.32			Adjusted Bill Amount:	\$269.56
Customer Name	Debbie Harms			Customer Address	1308 Ashlea Dr
Date Leak Detected by AMI				Date Customer Notified	
Date Leak Started				Date Leak Repaired	2024
Amount of Bill:	\$391.49			Usage:	209
Average Bill:	\$93.24			Three Month Average Usage:	45
Adjustment Approved:	Yes		No	Approved By:	
Amount of Adjustment to Sewer Bill:	\$147.75			Adjusted Bill Amount:	\$243.74
Customer Name	Countyland Cottage			Customer Address	1110 Countyland Cottage
Date Leak Detected by AMI				Date Customer Notified	
Date Leak Started				Date Leak Repaired	2-2025
Amount of Bill:	\$376.27			Usage:	192
Average Bill:	\$57.46			Three Month Average Usage:	20
Adjustment Approved:	Yes		No	Approved By:	
Amount of Adjustment to Sewer Bill:	\$154.96			Adjusted Bill Amount:	\$221.31
Customer Name	Kathlyn Lewis			Customer Address	2523 Mills Park
Date Leak Detected by AMI				Date Customer Notified	
Date Leak Started				Date Leak Repaired	2-2025
Amount of Bill:	\$510.24			Usage:	262
Average Bill:	\$91.14			Three Month Average Usage:	38
Adjustment Approved:	Yes		No	Approved By:	
Amount of Adjustment to Sewer Bill:	\$206.81			Adjusted Bill Amount:	\$308.43

CITY OF BRYANT WATER AND WASTEWATER UTILITIES

MONTHLY LEAK ADJUSTMENT REPORT

SUMMARY

Date: March 2025

Total Number of Request for Adjustment		Total Number of Adjustments Approved	
Highest Bill Adjusted		Lowest Bill Adjusted	
Total Gallons Adjusted		Total Cost of Adjustments	

DETAILS

Customer Name	Central Arkansas Truck			Customer Address	25633 I-30
Date Leak Detected by AMI				Date Customer Notified	
Date Leak Started				Date Leak Repaired	2-2025
Amount of Bill:	*548.12			Usage:	262
Average Bill:	*125.28			Three Month Average Usage:	36
Adjustment Approved:	Yes		No	Approved By:	
Amount of Adjustment to Sewer Bill:	*203.62			Adjusted Bill Amount:	*344.50
Customer Name	Stephanie Jones			Customer Address	2607 Birdie
Date Leak Detected by AMI				Date Customer Notified	
Date Leak Started				Date Leak Repaired	2-2025
Amount of Bill:	*1,541.10			Usage:	813
Average Bill:	*57.46			Three Month Average Usage:	*20
Adjustment Approved:	Yes		No	Approved By:	
Amount of Adjustment to Sewer Bill:	*714.48			Adjusted Bill Amount:	*826.62
Customer Name	Tadashina Bell			Customer Address	2903 Pikewood Dr.
Date Leak Detected by AMI				Date Customer Notified	
Date Leak Started				Date Leak Repaired	1-2025
Amount of Bill:	*674.87			Usage:	350
Average Bill:	*98.63			Three Month Average Usage:	42
Adjustment Approved:	Yes		No	Approved By:	
Amount of Adjustment to Sewer Bill:	*277.50			Adjusted Bill Amount:	*397.37
Customer Name	Jordyn Feagin			Customer Address	4102 Cyclone St.
Date Leak Detected by AMI				Date Customer Notified	
Date Leak Started				Date Leak Repaired	2-2025
Amount of Bill:	*431.65			Usage:	220
Average Bill:	*57.46			Three Month Average Usage:	*20
Adjustment Approved:	Yes		No	Approved By:	
Amount of Adjustment to Sewer Bill:	*180.20			Adjusted Bill Amount:	*251.45
Customer Name	Sabrina Godwin			Customer Address	3318 Stivers
Date Leak Detected by AMI				Date Customer Notified	
Date Leak Started				Date Leak Repaired	3-2025
Amount of Bill:	*2,094.91			Usage:	1109
Average Bill:	*64.95			Three Month Average Usage:	24
Adjustment Approved:	Yes		No	Approved By:	
Amount of Adjustment to Sewer Bill:	*977.58			Adjusted Bill Amount:	*1,117.33

CITY OF BRYANT WATER AND WASTEWATER UTILITIES

MONTHLY LEAK ADJUSTMENT REPORT

SUMMARY

Date: March 2025

Total Number of Request for Adjustment		Total Number of Adjustments Approved	
Highest Bill Adjusted		Lowest Bill Adjusted	
Total Gallons Adjusted		Total Cost of Adjustments	

DETAILS

Customer Name	Pe Oden			Customer Address	203 Ethel Dr.		
Date Leak Detected by AMI				Date Customer Notified			
Date Leak Started				Date Leak Repaired	1-2025		
Amount of Bill:	*1,771.23			Usage:	936		
Average Bill:	*57.46			Three Month Average Usage:	*20		
Adjustment Approved:	Yes		No	Approved By:			
Amount of Adjustment to Sewer Bill:	*825.31			Adjusted Bill Amount:	*945.92		
Customer Name	Marshall Peter Assoc.			Customer Address	2213 N. Reynolds #228		
Date Leak Detected by AMI				Date Customer Notified			
Date Leak Started				Date Leak Repaired	7-2024		
Amount of Bill:	*1,152.18			Usage:	616		
Average Bill:	*69.82			Three Month Average Usage:	25		
Adjustment Approved:	Yes		No	Approved By:			
Amount of Adjustment to Sewer Bill:	*522.14			Adjusted Bill Amount:	*630.04		
Customer Name	Kimberly Thompson			Customer Address	5111 Natalie Pl.		
Date Leak Detected by AMI				Date Customer Notified			
Date Leak Started				Date Leak Repaired	3-2025		
Amount of Bill:	*386.75			Usage:	196		
Average Bill:	*117.34			Three Month Average Usage:	52		
Adjustment Approved:	Yes		No	Approved By:			
Amount of Adjustment to Sewer Bill:	*129.73			Adjusted Bill Amount:	*257.02		
Customer Name				Customer Address			
Date Leak Detected by AMI				Date Customer Notified			
Date Leak Started				Date Leak Repaired			
Amount of Bill:				Usage:			
Average Bill:				Three Month Average Usage:			
Adjustment Approved:	Yes		No	Approved By:			
Amount of Adjustment to Sewer Bill:				Adjusted Bill Amount:			
Customer Name				Customer Address			
Date Leak Detected by AMI				Date Customer Notified			
Date Leak Started				Date Leak Repaired			
Amount of Bill:				Usage:			
Average Bill:				Three Month Average Usage:			
Adjustment Approved:	Yes		No	Approved By:			
Amount of Adjustment to Sewer Bill:				Adjusted Bill Amount:			

CITY OF BRYANT WATER AND WASTEWATER UTILITIES
LEAK ADJUSTMENT REQUEST

Date of Request: 03.17.25
Customer Name: Christy Rickman
Service Address: 2105 Chelsea Dr
City: Bryant
Date Leak Detected: _____

Service Account No: 101-07715-00
Home Phone: 501-366-7224
Work Phone: _____
State, Zip: AR, 72022
Date Repaired: 2-20-25

Description of cause of leak (faucet, toilet, underground, etc.):

Leak about 2ft from meter box. Coupling on water line needed to be replaced

Explanation of how leak was repaired: Attach Plumbing invoice or receipts for repair Parts

Replaced

- You have the right to appeal the Customer Service Manager's decision to the Water and Sewer Advisory Committee (WSAC).
- If you are dissatisfied with the decision of the WSAC you have the right to appear before the Bryant City Council for a final decision.

FOR OFFICE USE ONLY:

Amount of Bill:	\$334.36	Usage:	168
Average Bill:	\$109.84	Three Month Average Usage:	48
Adjustment Approved:		Approved By:	
Amount of Adjustment to Water & Sewer Bill:	\$108.12	Adjusted Bill Amount:	\$226.24
Payment Plan:	Y: <input type="checkbox"/> N: <input type="checkbox"/>	Months:	Payment Amt:


Customer Service Manager

I Jerry & Christy Rickman AT 2105 Chelsea DR
BRYANT AR. We had a leak about
2 FT FROM meter Box Dug it up +
found a BAD coupler on water line. Removed
Replaced coupler (\$10.00) Left Hole
open for 2 weeks no leaks, so filled
Hole Back in. Thank You

Jerry Rickman
Christy Rickman

3-17-2025

101-07715-00

501-366-7224

CITY OF BRYANT WATER AND WASTEWATER UTILITIES
LEAK ADJUSTMENT REQUEST

Date of Request: 03.18.25
Customer Name: Thomasena McNutt
Service Address: 3102 Travis Pkwy
City: Bryant
Date Leak Detected: _____

Service Account No: 101-01827-01
Home Phone: 501-830-9800
Work Phone: _____
State, Zip: AR, 72022
Date Repaired: 03.17.25

Description of cause of leak (faucet, toilet, underground, etc.):

Toilet Leaking

Explanation of how leak was repaired: Attach Plumbing invoice or receipts for repair Parts

Replaced

- You have the right to appeal the Customer Service Manager's decision to the Water and Sewer Advisory Committee (WSAC).
- If you are dissatisfied with the decision of the WSAC you have the right to appear before the Bryant City Council for a final decision.

FOR OFFICE USE ONLY:

Amount of Bill:	\$384.88	Usage:	195
Average Bill:	\$145.40	Three Month Average Usage:	67
Adjustment Approved:		Approved By:	
Amount of Adjustment to Water & Sewer Bill:	\$115.32	Adjusted Bill Amount:	\$269.56
Payment Plan:	Y: <input type="checkbox"/> N: <input type="checkbox"/>	Months:	Payment Amt:


Customer Service Manager



Lajena Holt <lholt@cityofbryant.com>

[waterbilling] Thomasena McNutt/ 101-01827-01

1 message

*Thomasena McNutt***'Thomasena McNutt' via Water Billing** <waterbilling@cityofbryant.com>

Tue, Mar 18, 2025 at 3:29 PM

Reply-To: Thomasena McNutt <ghorysmom@yahoo.com>

To: waterbilling@cityofbryant.com

To: The City of Bryant Billing Department**Subject: Request for Reimbursement Due to Water Usage Caused by Toilet Leak**

Dear Billing Department,

I am writing to address a significant increase in my water bill for this billing cycle. My bill for this period is \$384, compared to \$130 for the same period last year. This represents an increase of approximately **195%** in my water usage charges.

I had a trained professional inspect my plumbing system to determine the source of the excessive water usage. During the inspection, it was found that one of my toilets had a constant leak or trickle, causing it to run continuously, even after it was flushed. The result of this persistent leak was that the toilet did not stop running, which placed constant pressure on the water line. As a consequence, the water meter could not properly register and shut off, leading to an overestimation of water usage and a significant increase in the water bill.

The toilet in question was **24 years old**, and such issues are common in older models, where internal components like flappers or flush valves can malfunction, leading to water continuously flowing into the bowl. After identifying the issue, I took the necessary steps to replace the old toilets with new, more efficient models to resolve the problem and prevent any future leaks or excessive water consumption.

Given that this issue was due to a long-standing fault with the plumbing system and was undetected until now, I kindly request that the City of Bryant review my case and reimburse me for the excess charges incurred due to this uncontrollable leak. The issue has since been resolved, and I have replaced the toilets to ensure no further impact on my water usage.

Thank you for your attention to this matter. I look forward to your prompt resolution of this issue.

Thanks

**Delivery****Order Details**Order Number: WG82936427

Order Date: March 1, 2025

All items

1 item

Glacier Bay 12 inch Rough In Two-Piece 1.1 GPF/1.6 GPF Dual Flush Elongated Toilet in White Seat Included

Store SKU #215583

Internet #100676582

2 x \$99.00

\$198.00Estimated delivery on **Mar. 1****Your Total**

Subtotal \$198.00

Delivery \$35.00

Sales Tax \$23.01

Total \$256.01

CITY OF BRYANT WATER AND WASTEWATER UTILITIES
LEAK ADJUSTMENT REQUEST

Date of Request: 03.2025
Customer Name: Debbie Harms
Service Address: 1308 Ashlea Dr
City: Bryant
Date Leak Detected: _____

Service Account No: 102-06085-01
Home Phone: 501-612-9172
Work Phone: _____
State, Zip: AR, 72022
Date Repaired: 2024

Description of cause of leak (faucet, toilet, underground, etc.):

Toilet Leaking


Explanation of how leak was repaired: Attach Plumbing invoice or receipts for repair Parts

Replaced

- You have the right to appeal the Customer Service Manager's decision to the Water and Sewer Advisory Committee (WSAC).
- If you are dissatisfied with the decision of the WSAC you have the right to appear before the Bryant City Council for a final decision.

FOR OFFICE USE ONLY:

Amount of Bill:	\$391.49	Usage:	209
Average Bill:	\$93.24	Three Month Average Usage:	45
Adjustment Approved:		Approved By:	
Amount of Adjustment to Water & Sewer Bill:	\$147.75	Adjusted Bill Amount:	\$243.74
Payment Plan:	Y: <input type="checkbox"/> N: <input type="checkbox"/>	Months:	Payment Amt:


Customer Service Manager



LEARN MORE AT LOWES.COM/MYLOWESREWARDS

LOWE'S HOME CENTERS, LLC
2330 NORTH REYNOLDS ROAD
BRYANT, AR 72022 (501) 213-2000

-- SALE --

SALES#: FSTLAN01 4883416 TRANS#: 493129417 08-08-24

673437 GE LED 60W A19 LD+ D2D Z.	19.96
2 @ 9.98	
579153 KORKY ULTRA FLAPPER	6.98
795250 FLDHST PERFORMAX 3-IN FLA	20.98
4663593 DELTA SUREDOCK 6SPRY MAGN	49.98
938594 AMERICAN RED CROSS DONATI	0.43
43 @ 0.01	

SUBTOTAL:	98.33
TOTAL TAX:	9.67
INVOICE 94726 TOTAL:	108.00
N/C:	108.00

MC: XXXXXXXXXXXX9845 AMOUNT: 108.00 AUTHCD: 05892T
CHIP REFID: 247142725525 08/08/24 15:35:29
APL: 43484153452040415354455243415244 TV: 00300060000
TSI: E800 AID: A0000000041010

STORE: 241 TERMINAL: 42 08/08/24 15:35:36
OF ITEMS PURCHASED: 5
EXCLUDES FEES, SERVICES AND SPECIAL ORDER ITEMS



Debiel

501-612-9172



Acct#

102-06085-01

Give us feedback @ survey.walmart.com
Thank you! ID #:7TMSHM13ZB7X



WM Supercenter
501-847-2857 Mgr. CHRISTOPHER
400 BRYANT AVE
BRYANT AR 72022

ST# 03230 OP# 009031 TE# 31 TR# 03299

ITEMS SOLD 2

TC# 6122 0610 0114 3317 2180



RDJ FLAPPER 049057103500 13.18 X
GV 2 GAL 078742351870 F 4.12

SUBTOTAL 17.30
TAX1 9.8750 %
TAX2 3.5000 %
TOTAL 20.6750
MCARD TEND 20.6750
CHANGE DUE 0.00

CHASE MASTERCARD- 9845 I 5 APPROVAL
18.74 TOTAL PURCHASE

REF # 423300332206
AID A0000000041010
TERMINAL # 27076789
*No Signature Required
08/20/24 10:29:17



Get free delivery
from this store
with Walmart+

Scan for 30-day free trial.

Low prices you can trust. Every Day.
08/20/24 10:29:25



FALK SUPPLY COMPANY - BENTON
2400 MILITARY ROAD
BENTON, AR 72015-2743
Phone 501-778-6750



Pick Ticket

ORDER DATE	ORDER NUMBER
05/24/2024	S5404767.001
FALK SUPPLY COMPANY - BENTON 2400 MILITARY ROAD BENTON, AR 72015-2743 Phone 501-778-6750	
PAGE NO. 1 of 1	


**** C.O.D. ** C.O.D. ** C.O.D ***

SOLD TO:

SHIP TO:

CASH SALES - BENTON CASHB
2400 MILITARY ROAD
BENTON, AR 72015-2743

CASH SALES - BENTON CASHB
2400 MILITARY ROAD
BENTON, AR 72015-2743

CUSTOMER NUMBER		CUSTOMER PO NUMBER		JOB NAME / RELEASE NUMBER		SALESPERSON		
612						FALK HOUSE ACCOUNT		
WRITER		SHIP VIA		WAREHOUSE		SHIP DATE	CUSTOMER CODE	
TAYLOR ROGERS		LRPK PICK-UP		Ship: 2 Price: 2		05/24/2024		
ORDER QTY	SHIP QTY		DESCRIPTION				UNIT PRICE	EXT PRICE
1EA	1EA		MAU2-10-8 15/16"X1/2"MIP ADPT CFF-BCM5 BCM5 Pn: 6857 Loc: 01-04-01				5.410/EA	5.41
1EA	1EA		BRA 48-6-8 3/8"ODX1/2" MALE ADAPTER CFF-003X004-48F 48FLXP1PP Pn: 151 Loc: 01-04-01				3.020/EA	3.02

FILLED BY _____ DATE ____/____/____

Subtotal	8.43
S&H Charges	0.00
Tax	0.79
Payments	0.00
Amount Due	9.22

Phone 501.297.0723

LICENSED - INSURED - EXPERIENCED

Master Plumber License MP 6680

Customer's
Order No. 72043 Date Aug 28th 2024
Name Harms Perceles
Address 1308 Ashleigh place Dr
Benton AR 72022
Phone # _____

DESCRIPTION	AMOUNT
Repair Flange by Replacing	
Install New commode	
Repair leaks on both Commodes	
Toilet was leaking water due to bad Seal	
LABOR TOTAL	
PARTS TOTAL	
<u>One year warranty</u> SUBTOTAL	
<u>on labor only</u> SALES TAX	
TOTAL	<u>746</u>

REC'D BY



Customer Receipt

8/26/2024, 2:27 PM CDT

Store # 8919

Sales Person EXD1938

Store Phone # (501) 565-7168

Location 11 MABELVALE PLAZA LANE, LITTLE ROCK, AR 72209

Customer Information

Robert Harms

(501) 773-9833

RJH7221O@GMAIL.COM

1308 Ashleaplace dr

bryant, AR 72022



Order # H8919-221507

Receipt # 8919 00097 32389

PO / Job Name na

Will Call



Pickup Date

Wednesday, August 28

3:30 PM CDT

Item Description	Model #	SKU #	Unit Price	Qty	Subtotal
01 Glacier Bay 12 inch Rough In Two-Piece 1.1 GPF/1.6 GPF Dual Flush Elongated Toilet in White Seat Included	N/A	215583	\$99.00 / each	1	\$99.00

90 DAY RETURN POLICY. The Home Depot reserves the right to limit / deny returns. Please see the return policy sign in the stores for details.

Payment Method



Master Card 9845

Charged \$107.54

Subtotal	\$99.00
Discounts	-\$0.00
Sales Tax	\$8.54
Order Total	\$107.54
Balance Due	\$0.00

RECEIPT

No. 269221

DATE 2/21/45

FROM Robert Harms

\$ 200.00

two Hundred DOLLARS

☐ FOR RENT

☒ FOR service call

ACCT.		<input type="radio"/> CASH
PAID		<input checked="" type="radio"/> CHECK
DUE		<input type="radio"/> MONEY ORDER
		<input type="radio"/> CREDIT CARD

FROM _____ TO _____
BY _____

A-1152
T-4161

CITY OF BRYANT WATER AND WASTEWATER UTILITIES
LEAK ADJUSTMENT REQUEST

Date of Request: 03.2025
Customer Name: Courtyard Cottage
Service Address: 1110 Courtyard Cottages Cr
City: Bryant
Date Leak Detected: _____

Service Account No: 001-07820-02
Home Phone: _____
Work Phone: _____
State, Zip: AR, 72022
Date Repaired: 02.2025

Description of cause of leak (faucet, toilet, underground, etc.):

Toilet Leaking


Explanation of how leak was repaired: Attach Plumbing invoice or receipts for repair Parts

Replaced

- You have the right to appeal the Customer Service Manager's decision to the Water and Sewer Advisory Committee (WSAC).
- If you are dissatisfied with the decision of the WSAC you have the right to appear before the Bryant City Council for a final decision.

FOR OFFICE USE ONLY:

Amount of Bill:	\$376.27	Usage:	192
Average Bill:	\$57.46	Three Month Average Usage:	20
Adjustment Approved:		Approved By:	
Amount of Adjustment to Water & Sewer Bill:	\$154.96	Adjusted Bill Amount:	\$221.31
Payment Plan:	Y: <input type="checkbox"/> N: <input type="checkbox"/>	Months:	Payment Amt:


Customer Service Manager

Acct# 001-67820-02

MAINTENANCE REQUEST

NAME: Vacant
APARTMENT NUMBER: 1110
DATE: 1/16/2025

REQUEST: Hall bath commode running.

WORK
PERFORMED: Dan changed commode guts.
Turn water back on to commode

DATE COMPLETED: 2/2/2025

COMPLETED: _____

PENDING: _____

ITEMS
PENDING: 0

* note commode is turned off

CITY OF BRYANT WATER AND WASTEWATER UTILITIES
LEAK ADJUSTMENT REQUEST

Date of Request: 03.2025
Customer Name: Katlyn Lewis
Service Address: 2523 Mills Park Rd
City: Bryant
Date Leak Detected: _____

Service Account No: 001-05684-07
Home Phone: 501-563-5782
Work Phone: _____
State, Zip: AR, 72022
Date Repaired: 02.2025

Description of cause of leak (faucet, toilet, underground, etc.):

Line leaking in yard

Explanation of how leak was repaired: Attach Plumbing invoice or receipts for repair Parts


Replaced

- You have the right to appeal the Customer Service Manager's decision to the Water and Sewer Advisory Committee (WSAC).
- If you are dissatisfied with the decision of the WSAC you have the right to appear before the Bryant City Council for a final decision.

FOR OFFICE USE ONLY:

Amount of Bill:	\$510.24	Usage:	262
Average Bill:	\$91.14	Three Month Average Usage:	38
Adjustment Approved:		Approved By:	
Amount of Adjustment to Water & Sewer Bill:	\$201.81	Adjusted Bill Amount:	\$308.43
Payment Plan:	Y: <input type="checkbox"/> N: <input type="checkbox"/>	Months:	Payment Amt:

Customer Service Manager



FALK SUPPLY COMPANY - BENTON
2400 MILITARY ROAD
BENTON, AR 72015-2743
Phone 501-778-6750

Acct#
001-05684-07



Pick Ticket

ORDER DATE	ORDER NUMBER
02/24/2025	S5547813.001
FALK SUPPLY COMPANY - BENTON 2400 MILITARY ROAD BENTON, AR 72015-2743 Phone 501-778-6750	
PAGE NO. 1 of 1	


**** C.O.D. ** C.O.D. ** C.O.D. ***

SOLD TO:

SHIP TO:

CASH PLUMBER - BENTON CASHBP
2400 MILITARY ROAD
BENTON, AR 72015-2743

CASH PLUMBER - BENTON CASHBP
2400 MILITARY ROAD
BENTON, AR 72015-2743

CUSTOMER NUMBER		CUSTOMER PO NUMBER		JOB NAME / RELEASE NUMBER		SALESPERSON	
49910		CASH		CASH		FALK HOUSE ACCOUNT	
WRITER		SHIP VIA		WAREHOUSE		SHIP DATE	CUSTOMER CODE
CORY BORDEN		BENTON PICK-UP		Ship: 2 Price: 2		02/24/2025	
ORDER QTY	SHIP QTY	DESCRIPTION				UNIT PRICE	EXT PRICE
1EA	1EA	MER-XNL111-16 COUP, 1", STD THD BRASS, LF, IMPORT Pn: 2426423 Loc: 60-14-00				10.100/EA	10.10
1RL	1RL	SHA 25406 TAPE, DIRECT BURY, SILICONE WRAP, 10X2X0.02" Pn: 2467517 Loc: 66-02-06				11.530/RL	11.53
1EA	1EA	SHA U140LF MALE ADPT, 1", SHARKBITE Pn: 2466149 Loc: 66-04-04				17.220/EA	17.22
<div>Katlyn Lewis 501-563-5782 2523 Mills Park Rd. Bryant, AR 72022 part replaced to fix pipe and le outside in the yard.</div>							

Katlyn Lewis
501-563-5782
2523 Mills Park Rd.
Bryant, AR 72022

part replaced to fix pipe and leak
outside in the yard.

FILLED BY _____ DATE ____/____/____

Subtotal	38.85
S&H Charges	0.00
Tax	3.64
Payments	0.00
Amount Due	42.49

CITY OF BRYANT WATER AND WASTEWATER UTILITIES
LEAK ADJUSTMENT REQUEST

Date of Request: 02.2025
Customer Name: Central Arkansas Truck
Service Address: 25633 I-30
City: Bryant
Date Leak Detected: _____

Service Account No: 101-10222-00
Home Phone: 501-517-4899
Work Phone: _____
State, Zip: AR, 72022
Date Repaired: 02.2025

Description of cause of leak (faucet, toilet, underground, etc.):

Toilet Leak

Explanation of how leak was repaired: Attach Plumbing invoice or receipts for repair Parts

Replaced

- You have the right to appeal the Customer Service Manager's decision to the Water and Sewer Advisory Committee (WSAC).
- If you are dissatisfied with the decision of the WSAC you have the right to appear before the Bryant City Council for a final decision.

FOR OFFICE USE ONLY:

Amount of Bill:	\$548.12	Usage:	262
Average Bill:	\$125.28	Three Month Average Usage:	262 36
Adjustment Approved:		Approved By:	
Amount of Adjustment to Water & Sewer Bill:	\$203.62	Adjusted Bill Amount:	\$344.50
Payment Plan:	Y: <input type="checkbox"/> N: <input type="checkbox"/>	Months:	Payment Amt:


Customer Service Manager

101-10222-00

501-517-4899

La Rue Plumbing, Inc
Po Box 1587
Benton, AR 72018
501-315-6300

Invoice # 17976

Invoice 02/05/2025
Date: Wednesday
Bill-To: 102941

Location: 102941

Central Arkansas Truck Outfitters
Carl Gann
25633 Interstate 30 S
Bryant, AR 72022-9302

Central Arkansas Truck Outfitters
Carl Gann
25633 Interstate 30 S
Bryant, AR 72022-9302

Service Description	Quantity	Price
Labor and material to repair toilet and sink that water continuously was running, new fill valve, stems and washers--shop restroom	1.00	\$293.00
SUBTOTAL		\$293.00
TAX		\$0.00
AMT PAID		\$0.00
TOTAL		\$293.00
AMOUNT DUE		\$293.00

Bill-To: Central Arkansas Truck Outfitters
Carl Gann
25633 Interstate 30 S
Bryant, AR 72022-9302

102941

02/05/2025

PO Number:

Invoice #: 17976

La Rue Plumbing, Inc
Po Box 1587
Benton, AR 72018
501-315-6300

DUE UPON RECEIPT

For your convenience we do accept cash, checks, PayPal and Visa/MC (subject to a 4% fee). Past Due invoices are subject to interest, re-billing fees, and all associated costs to collect. We very much appreciate your business and understand emergencies do arise, but in an effort to not raise service costs to all, these fees are a necessary cost of doing business

CITY OF BRYANT WATER AND WASTEWATER UTILITIES
LEAK ADJUSTMENT REQUEST

Date of Request: 02.2025
Customer Name: Stephanie Jones
Service Address: 2607 Birdie Ln
City: Bryant
Date Leak Detected: _____

Service Account No: 001-04564-11
Home Phone: 501-430-9769
Work Phone: _____
State, Zip: AR, 72022
Date Repaired: 02.2025

Description of cause of leak (faucet, toilet, underground, etc.):

Toilet Leak

Explanation of how leak was repaired: Attach Plumbing invoice or receipts for repair Parts

Replaced

- You have the right to appeal the Customer Service Manager's decision to the Water and Sewer Advisory Committee (WSAC).
- If you are dissatisfied with the decision of the WSAC you have the right to appear before the Bryant City Council for a final decision.

FOR OFFICE USE ONLY:

Amount of Bill:	\$1,541.10	Usage:	813
Average Bill:	\$57.46	Three Month Average Usage:	20
Adjustment Approved:		Approved By:	
Amount of Adjustment to Water & Sewer Bill:	\$714.48	Adjusted Bill Amount:	\$826.62
Payment Plan:	Y: <input type="checkbox"/> N: <input type="checkbox"/>	Months:	Payment Amt:


Customer Service Manager

Fairways at Hurricane Creek, ALP

P O Box 13000
Fayetteville, AR 72703

Work Order No.

2954646

Date Call:

02/26/2025 11:47 AM

Status

Work Completed

Date Completed:

02/26/2025 12:18 PM

Brief Desc:

My water bill is 1252 dollars I

Job Site:

0148/2607

2607 Birdie Lane

Bryant, AR 72022

Caller Name:

Stephanie Jones

Caller Phone:

(501) 430-9769x

Occupant:

Jones (t0329056)

Home

(501) 430-9769x

Priority:

3-General

Ok to enter?

YES

Category:

Plumbing

SubCategory:

Other

Animal in Apt?

No

Problem Description:

My water bill is 1252 dollars I have called water company but told me to contact you guys to see what's going on.

Parts & Labor

Quantity/ Hours	Item Type/ Employee Name	Description	Unit Price	Total
.02	Dean	Dean	.00	.00
			Total	.00

Authorized by:**Signed by****Dated****Invoice No.****Full Description**

My water bill is 1252 dollars I have called water company but told me to contact you guys to see what's going on.

Technician Notes:

replaced flapper

001-04564-11

501-430-9769

CITY OF BRYANT WATER AND WASTEWATER UTILITIES
LEAK ADJUSTMENT REQUEST

Date of Request: 02.2025
Customer Name: Tadashina Bell
Service Address: 2903 Pikewood Dr
City: Bryant
Date Leak Detected: _____

Service Account No: 001-01790-07
Home Phone: 501-647-2240
Work Phone: _____
State, Zip: AR, 72022
Date Repaired: 01.2025

Description of cause of leak (faucet, toilet, underground, etc.):

Toilet Leak

Explanation of how leak was repaired: Attach Plumbing invoice or receipts for repair Parts

Replaced

- You have the right to appeal the Customer Service Manager's decision to the Water and Sewer Advisory Committee (WSAC).
- If you are dissatisfied with the decision of the WSAC you have the right to appear before the Bryant City Council for a final decision.

FOR OFFICE USE ONLY:

Amount of Bill:	\$674.87	Usage:	350
Average Bill:	\$98.63	Three Month Average Usage:	42
Adjustment Approved:		Approved By:	
Amount of Adjustment to Water & Sewer Bill:	\$277.50	Adjusted Bill Amount:	\$397.37
Payment Plan:	Y: <input type="checkbox"/> N: <input type="checkbox"/>	Months:	Payment Amt:


Customer Service Manager

C Simmons'
General Contractor
"Satisfying All
Your Needs"
With over
Twenty Years
of
Experience

17 Westward Street
Little Rock, AR
72209

Phone: 501-392-7572
Msg #: 501-570-7808

To: **Tadashina Bell**
Address: **2903 Pikewood**
Bryant Ar. 72202
Phone: **(501) 647-2240**

Quotation #:
Date: **1/4/25**
Customer ID:

Description of Work to be Done:	Estimated Date of Completion	Total Cost:
<i>Toilet Leaking in first Bathroom. Removal of interior parts, and re- placement of all interior parts</i>	<i>Parts:</i>	<i>137.56</i>
	<i>Labor:</i>	<i>40.00</i>
TOTAL →		202.44

Recommendations: (Optional Upgrades at additional costs)	Estimated Cost
<i>(No other apparent damage)</i>	
WORK TO BE DONE TOTAL	
RECOMMENDATIONS TOTAL	
TOTAL	

Estimate of material for work to be done

\$ 137.56 -

CITY OF BRYANT WATER AND WASTEWATER UTILITIES
LEAK ADJUSTMENT REQUEST

Date of Request: 03.2025
Customer Name: Jordyn Feagin
Service Address: 4102 Cyclone St
City: Bryant
Date Leak Detected: _____

Service Account No: 101-03053-05
Home Phone: 501-681-1184
Work Phone: _____
State, Zip: AR, 72022
Date Repaired: 02.2025

Description of cause of leak (faucet, toilet, underground, etc.):

Toilet Leak

Explanation of how leak was repaired: Attach Plumbing invoice or receipts for repair Parts

Replaced

- You have the right to appeal the Customer Service Manager's decision to the Water and Sewer Advisory Committee (WSAC).
- If you are dissatisfied with the decision of the WSAC you have the right to appear before the Bryant City Council for a final decision.

FOR OFFICE USE ONLY:

Amount of Bill:	\$431.65	Usage:	220
Average Bill:	\$57.46	Three Month Average Usage:	20
Adjustment Approved:		Approved By:	
Amount of Adjustment to Water & Sewer Bill:	\$180.20	Adjusted Bill Amount:	\$251.45
Payment Plan:	Y: <input type="checkbox"/> N: <input type="checkbox"/>	Months:	Payment Amt:


Customer Service Manager

Greens at Hurricane Creek, a Limited Partnership
P O Box 13000
Fayetteville, AR 72703

Work Order No. 2946843
Date Call: 02/17/2025 09:28 AM

Page : 1

101-03053-05

Status Work Completed

Date Completed: 02/17/2025 02:25 PM
Brief Desc: It won't quit running after it's

Job Site: 0114/4102
4102 Cyclone Street
Bryant, AR 72022

Caller Name: Jordyn Feagin

Caller Phone: (501) 681-1184x
Occupant: Feagin (t0296098)

Priority: 3-General
Ok to enter? YES
Category: Plumbing
Animal in Apt? No

Home (501) 681-1184x

SubCategory: Toilet

Problem Description: It won't quit running after it's flushed for hours

Parts & Labor

Quantity/ Hours	Item Type/ Employee Name	Description	Unit Price	Total
.00	Jacobs	Jacobs	.00	.00
			Total	.00

Authorized by:
Signed by
Dated
Invoice No.

Full Description It won't quit running after it's flushed for hours

Technician Notes: Changed red seal

Received on 3-14-25

CITY OF BRYANT WATER AND WASTEWATER UTILITIES
LEAK ADJUSTMENT REQUEST

Date of Request: 03.2025
Customer Name: Sabrina Godwin
Service Address: 3318 Stivers Blvd.
City: Bryant
Date Leak Detected: _____

Service Account No: 101-02201-01
Home Phone: 501-658-0029
Work Phone: _____
State, Zip: AR, 72022
Date Repaired: 03.2025

Description of cause of leak (faucet, toilet, underground, etc.):

Pipe was cracked causing a leak

Explanation of how leak was repaired: Attach Plumbing invoice or receipts for repair Parts

Replaced pvc 90 and pvc coupling

- You have the right to appeal the Customer Service Manager's decision to the Water and Sewer Advisory Committee (WSAC).
- If you are dissatisfied with the decision of the WSAC you have the right to appear before the Bryant City Council for a final decision.

FOR OFFICE USE ONLY:

Amount of Bill:	\$2,094.91	Usage:	1109
Average Bill:	\$64.95	Three Month Average Usage:	24
Adjustment Approved:		Approved By:	
Amount of Adjustment to Water & Sewer Bill:	\$977.58	Adjusted Bill Amount:	\$1,117.33
Payment Plan:	Y: <input type="checkbox"/> N: <input type="checkbox"/>	Months:	Payment Amt:


Customer Service Manager



101-02201-01

Lesa Warner <lwarner@cityofbryant.com>

[waterbilling] Fw: Water leak adjustment for 3318 Stivers Blvd

1 message

'Sabrina Godwin' via Water Billing <waterbilling@cityofbryant.com>

Sun, Mar 9, 2025 at 2:17 PM

Reply-To: Sabrina Godwin <sabrinagodwin588@yahoo.com>

To: "waterbilling@cityofBryant.com" <waterbilling@cityofbryant.com>

----- Forwarded Message -----

From: Sabrina Godwin <sabrinagodwin588@yahoo.com>

To: waterbill@cityofbryant.com <waterbill@cityofbryant.com>

Sent: Thursday, March 6, 2025 at 04:28:23 PM CST

Subject: Water leak adjustment for 3318 Stivers Blvd

Here is a receipt of work done by a plumber for a water leak I had. The leak was from January 28th- February 27th 2025. .
Thank you for adjusting my bill! Sabrin Godwin 3318 Stivers Blvd Bryant Ar 72022.



Service Area
North, South, East, West
24/7 Service

Sabrina Godwin
3318 Stivers Blvd Bryant
AR, 72022

DATE	3/15/24
ORDER NUMBER	1501000000
CUSTOMER ORDER NO.	
START DATE	3/15/24
JOB NAME	Sabrina Godwin
JOB LOCATION	Bryant
QUOTED JOB	
TIME & MATERIAL	

CHECKMARKS NOTE <input type="checkbox"/> RETURN VISIT NEEDED <input checked="" type="checkbox"/> WORK COMPLETED		UNCLOSE/CLEAN	REPAIR	REPLACE	INSTALL	ROUGH IN	FINISH WORK/OTHER	TERMS: COLLECT OR ACCOUNT CUSTOMER PAYMENT METHOD: CASH CARD CHECK			
DESCRIPTION OF WORK											
For this job I had turned on the water meter and found water pouring up about 3 ft from meter. I had dug where water was coming from and found a pvc 90 cracked so I replaced with new 90 and 2 pvc couplings.											
NO HEAT								LABOR	HRS.	RATE	AMOUNT
NO WATER								Sam	1	80	80.00
BURST PIPE(S)											
THAW PIPE(S)											
INSULATE PIPE(S)											
BLOCKAGE - WASTE SYSTEM											
KITCHEN											
FAUCET											
INSTANT HOT											
WATER FILTER											
DISPOSAL											
DISHWASHER/Disposal											
BATH (1) (2) (3)											
LAVATORY											
WATER CLOSET											
BATHTUB											
SHOWER STALL/HEAD											
WHIRLPOOL/SPA/HOT TUB											
LAUNDRY											
WASHING MACHINE											
FAUCET(S)											
SILL COCK											
SUPPLY LINE(S)											
TRAP(S)/DRAIN(S)											
FILTER(S)											
GATE/BALL VALVE(S)											
WATER LINE(S)											
WELL/WATER PUMP											
PRESSURE TANK											
WATER SOFTENER											
AIR CONDITIONER/COND.											
PUMP/EFFLUENT PUMP											
BOILER-STEAM/HOT WATER											
VENT PIPE(S)											
WASTE/SEWER LINE(S)											
WATER HEATER											
NG Electric											
Serial:											
Model:											
Galton:											
Location:											
Age:											
Standard Short Tail											
Accessories (if home)											
TOTAL LABOR								80.00			
TOTAL MATERIALS								20.00			
TAX (MAT ONLY)								0.00			
TOTAL LABOR								80.00			
TRIP CHARGE								0.00			
SUBTOTAL								100.00			
TOTAL								100.00			

WORK ORDERED BY

I hereby acknowledge the satisfactory completion of the above described work.

SIGNATURE

DATE

THANK YOU

TOTAL

CITY OF BRYANT WATER AND WASTEWATER UTILITIES
LEAK ADJUSTMENT REQUEST

Date of Request: 03.2025
Customer Name: De Oden
Service Address: 203 Ethel Dr
City: Bryant
Date Leak Detected: _____

Service Account No: 101-00774-10
Home Phone: 501-424-7905
Work Phone: _____
State, Zip: AR, 72022
Date Repaired: 01.2025

Description of cause of leak (faucet, toilet, underground, etc.):

3/4 PVC service line leaking

Explanation of how leak was repaired: Attach Plumbing invoice or receipts for repair Parts

Replaced

- You have the right to appeal the Customer Service Manager's decision to the Water and Sewer Advisory Committee (WSAC).
- If you are dissatisfied with the decision of the WSAC you have the right to appear before the Bryant City Council for a final decision.

FOR OFFICE USE ONLY:

Amount of Bill:	\$1,771.23	Usage:	936
Average Bill:	\$57.46	Three Month Average Usage:	20
Adjustment Approved:		Approved By:	
Amount of Adjustment to Water & Sewer Bill:	\$825.31	Adjusted Bill Amount:	\$945.92
Payment Plan:	Y: <input type="checkbox"/> N: <input type="checkbox"/>	Months:	Payment Amt:


Customer Service Manager

INVOICE

Sheffield Plumbing LLC
1306 Katrina Dr
Bryant, AR 72022-3975

natetheplumberjack@gmail.com
+1 (501) 533-9834

203 Ethel Dr.

Bill to
Mathew Burr

101-00774-10

Invoice details
Invoice no.: 1230
Invoice date: 01/16/2025
Due date: 02/15/2025

received by email
3-7-25

#	Product or service	Description	Qty	Rate	Amount
1.	Leak locate and repair	203 Ethel Dr Bryant, AR 72022 United States Yard leak on the service line	1	\$400.00	\$400.00

Ways to pay



Note to customer

Sheffield plumbing located the leak and exposed it. The leak was on the 3/4 pvc service line in the yard. We removed the leak and repaired the service line by transitioning to pex with 3/4pvc to class A pex adapters. The potable water system was tested after repairs to reveal no other issues at this time. We backfilled the area excavated after the repair and testing was completed.

Thank you for your business.

Total	\$400.00
Payment	-\$400.00
Balance due	\$0.00

Paid in Full

CITY OF BRYANT WATER AND WASTEWATER UTILITIES
LEAK ADJUSTMENT REQUEST

Date of Request: 03.2025
Customer Name: Marshall Peters & Associates
Service Address: 2213 N Reynolds Rd Unit# 2-28
City: Bryant
Date Leak Detected: _____

Service Account No: 102-01508-00
Home Phone: _____
Work Phone: 501-210-5218
State, Zip: AR, 72022
Date Repaired: 07.2024

Description of cause of leak (faucet, toilet, underground, etc.):

Pipe leaking due to a rusting nail

Explanation of how leak was repaired: Attach Plumbing invoice or receipts for repair Parts

Replaced

- You have the right to appeal the Customer Service Manager's decision to the Water and Sewer Advisory Committee (WSAC).
- If you are dissatisfied with the decision of the WSAC you have the right to appear before the Bryant City Council for a final decision.

FOR OFFICE USE ONLY:

Amount of Bill:	\$1,152.18	Usage:	616
Average Bill:	\$69.82	Three Month Average Usage:	25
Adjustment Approved:		Approved By:	
Amount of Adjustment to Water & Sewer Bill:	\$522.14	Adjusted Bill Amount:	\$630.04
Payment Plan:	Y: <input type="checkbox"/> N: <input type="checkbox"/>	Months:	Payment Amt:


Customer Service Manager

MARSHALL PETERS & ASSOCIATES

Real Estate Sales & Property Management

2723 Foxcroft Rd, Suite 301

Little Rock, AR 72227

Phone 501 414-8340 Fax 501 414-8357

@mpire.biz



July 16, 2024

City of Bryant Water/Sewer Dept
210 Southwest 3rd St.
Bryant, AR 72022

Marshall Peters & Associates manages the property located at 2213 North Reynolds Road. On June 17, 2024 we had a pipe bust inside the wall which went unreported so it ran for some time. Due to this instance, we incurred a large water bill which I enclosed.

We are asking if we could receive a credit on this billing?

Thanks for your consideration.

Richard Maxwell
Property Management Division\
richard @mpire.biz
501-210-5218

Phone 501.297.0723

Master Plumber License MP 6680

REC'D BY

PD 7/12 - CK# 22817

CITY OF BRYANT WATER AND WASTEWATER UTILITIES
LEAK ADJUSTMENT REQUEST

Date of Request: 03.2025
Customer Name: Kimberly Thompson
Service Address: 5111 Natalie Dr.
City: Bryant
Date Leak Detected: _____

Service Account No: 001-07202-12
Home Phone: 903-949-1662
Work Phone: _____
State, Zip: AR 72022
Date Repaired: 03.2025

Description of cause of leak (faucet, toilet, underground, etc.):

Toilet Leak


Explanation of how leak was repaired: Attach Plumbing invoice or receipts for repair Parts

Replaced

- You have the right to appeal the Customer Service Manager's decision to the Water and Sewer Advisory Committee (WSAC).
- If you are dissatisfied with the decision of the WSAC you have the right to appear before the Bryant City Council for a final decision.

FOR OFFICE USE ONLY:

Amount of Bill:	\$386.75	Usage:	196
Average Bill:	\$117.34	Three Month Average Usage:	52
Adjustment Approved:		Approved By:	
Amount of Adjustment to Water & Sewer Bill:	\$129.73	Adjusted Bill Amount:	\$257.02
Payment Plan:	Y: <input type="checkbox"/> N: <input type="checkbox"/>	Months:	Payment Amt:


Customer Service Manager

3:45

5G



...



001-07202-12

Hi Kimberly,

5111 Natalie Dr.

We can't really provide the invoice itself but we can provide you with certain details included in the report sent by the tech. I've attached some pictures taken during the repair for proof.

I've also gotten the Tech's notes on the repair for additional context:

"Work order completed. Report of intermittent water leak in bathroom from water company. Upon inspection I discovered the toilet handle was broken which was allowing the flush flapper to get caught on the handle and chain and stay open, allowing water to constantly run. Replaced toilet handle with a universal adjustable toilet handle and aligned to allow for proper operation of flush flapper."

I hope this information helps.

Regards,

Edicer Mojica, Resident Services Coordinator

E communications@evernest.co

W evernest.co



Reply



Mail



Calendar



Apps

9:12



Maintenance Request #204832-1

This request was received on 12/14/2024.

[View details](#)[Request Cancellation](#)Showing 3 of 13 | [Show More](#)

Closed Maintenance Requests

Toilet Is Running Continuously

The hall bathroom needs a **COMPLETED** new toilet as expressed before and they came and supposedly repaired it and it just runs. I received a \$396 water bill and the problem is the toilet

Requested by You on 03/11/25

Maintenance Request #218692-1

This request was completed on 03/20/2025

Showing 1 of 1

Evernest Little SFR PMA (SFR Ops) - Portfolio
(501) 232-0676
[Visit Our Website](#) · [Help](#) · [Terms](#) · [Privacy](#)

appfolio



Bryant Water and Wastewater Committee Minutes

Date: Tuesday, March 4, 2025

Time: 6:00 P.M.

Location: 210 SW 3rd Street, Bryant, AR 72022

Members Present: Al Wise, Nancy Pruitt, Wade Boone, Linda Levart, Leroy Tinkler, David Hannah

Members Absent: Madison McEntire, Kathy Barber

Staff Present: Amanda Roe, Angela Shepard, Tim Fournier

Call to Order: This meeting was called to order by: **David Hannah**

February Leak Adjustment Requests: All requested adjustments were approved.
Motion to Approve Leak Adjustments:

**Linda Levart
Wade Boone**

Motion Seconded:

Motion carried with 5 votes

Motion opposed by 1 vote:

Leroy Tinkler

Minutes: Motion to Approve February:
Minutes as Presented:

Linda Levart

Motion Seconded:

Motion carried with 6 votes

Nancy Pruitt

Financials: Motion to Approve January:
Financials as Presented:

Leroy Tinkler

Motion Seconded:

Motion carried with 6 votes

Al Wise

Presentations: **Sanitary Sewer Collection System:** Presentation presented with project updates listed below. Wastewater pipebursted 5,526 ft of sewer lines in 2024, maintained over 300 miles of lines, 42 lift stations with 10 employees. Due to the Wastewater Departments qualifications, we are able to eliminate constant need for outsourcing. Wastewater crews also maintain and replace all manholes. Wastewater being capable of all the in-house projects, we have been able to save the City on multiple change order fees and cut down on labor and supplies. Estimated savings is about \$1.2 million. Wastewater has set standards for other municipalities.

Public Comments: None.

Old Business: **Deposit Letter:** After taking the letter to council and having a delay in time. The date will be changed from April 1st to May 1, 2025 for all residents to be in compliance.

New Business: **Motion to add Credit Card Fees into the agenda:** **Linda Levart**
Motion Seconded: **Wade Boone**

Credit Card Fees: Money, \$62,500 out of water and \$62,500 out of wastewater totaling \$125,000, is budgeted each year for the fees. Discussions are being held that the fees for credit cards will be turned back to the customer anytime that they pay by credit card. There are other ways to pay by bank draft, ACH, check and in the office.

Projects:

Saline Regional Update: Design is in progress. Easements are being secured. NRD money and private funding are being discussed.

South Plain Update: The city is in discussion with the school regarding land. Appraisals are being done with both pieces of land.

LS 5 Update: Project is about 5% complete. Hawkins and Weir have about 99% of the survey work complete. Engineering is working with ECCI to determine flood plain requirements. We are currently on the priority list to apply for funding once surveying is complete.

Hwy 5 Relocation Update: Discussions and meeting are taking place with Entergy regarding the possibility of sharing easements. Garnat Engineering is working on documentation for reimbursement options with the upwards of 84% reimbursement.

Lea Circle Update: Project is about 80% complete. Necessary improvements are complete to move forward with construction by Diamond Construction. Natural Research Division has approved the bond documents. Construction and Crist Engineering are working together about boring.

Springhill Update: Project is about 55% complete. Original design was done in 2017 and completion date was 2018. Easements are in the process of being secured. Appraisals are between \$2 and \$4 a square foot for easements. Once surveying is complete, applying for funding will be next. The goal to start construction is in the beginning of 2026.

Motion to Adjourn:
Motion Seconded:
Carried with 6 votes

Wade Boone
Linda Levart







Financial Statements
February 2025



General - Executive Summary Revenue & Expenditures

February 2025

	Annual Budget	YTD Budget	January	February	March	April	May	June	July	August	September	October	November	December	Actual YTD Total	Favorable (Unfavorable) Variance	Annual Budget Remaining
Revenues:																	
General	20,046,610	3,341,102	1,751,586	1,513,983	0	0	0	0	0	0	0	0	0	0	3,265,569	(75,533)	16,781,042
Administration	8,975,440	1,456,573	788,327	651,835											1,440,162	(56,411)	7,539,278
Community Development	676,800	112,800	68,529	42,951											111,480	(1,320)	565,320
Animal Control	708,452	118,075	57,625	58,030											115,655	(2,420)	592,797
Court	743,420	123,903	65,047	54,451											119,498	(4,406)	623,922
Parks	2,491,525	415,254	187,096	182,120											369,216	(46,038)	2,122,309
Fire	4,333,338	722,223	355,583	357,292											712,874	(9,349)	3,620,464
Police	2,113,635	352,273	229,379	167,304											396,683	44,410	1,716,952
Total Revenues	20,046,610	3,341,102	1,751,586	1,513,983	-	-	-	-	-	-	-	-	-	-	3,265,569	(75,533)	16,781,042
Expenditures:																	
General	20,206,621	3,367,770	2,271,378	1,510,629	-	-	-	-	-	-	-	-	-	-	3,782,008	(414,238)	16,424,614
Administration	1,382,384	230,397	127,634	41,426											169,060	61,338	1,213,324
Community Development	839,251	139,875	104,691	72,331											177,023	(37,148)	662,228
Animal Control	970,198	161,700	87,290	77,486											164,775	(3,076)	805,423
Court	727,827	121,305	61,141	64,321											125,462	(4,158)	602,365
Parks	3,427,102	571,184	275,677	254,093											529,770	41,414	2,897,332
Fire	6,079,490	1,013,248	740,627	438,338											1,178,965	(165,716)	4,900,525
Police	6,780,369	1,130,061	874,318	562,635											1,436,953	(306,892)	5,343,416
Total Expenditures	20,206,621	3,367,770	2,271,378	1,510,629	-	-	-	-	-	-	-	-	-	-	3,782,008	(414,238)	16,424,614
Excess (Deficit) of Revenues over Expenditures	(160,011)	(26,669)	(519,793)	3,353	-	-	-	-	-	-	-	-	-	-	(516,439)	338,704	356,428
															47,552.82		

Street - Executive Summary Revenue & Expenditures

	Annual Budget	YTD Budget	January	February	March	April	May	June	July	August	September	October	November	December	Actual YTD Total	Favorable (Unfavorable) Variance	Annual Budget Remaining
Revenues:																	
Street	4,210,360	701,727	381,308	321,970	-	-	-	-	-	-	-	-	-	-	703,278	1,551	3,507,082
Total Revenues	4,210,360	701,727	381,308	321,970	-	-	-	-	-	-	-	-	-	-	703,278	1,551	3,507,082
Expenditures:																	
Street Operating	3,982,779	663,796	336,972	248,306	-	-	-	-	-	-	-	-	-	-	585,279	78,518	3,397,500
Street Capital	250,017	41,670	-	-	-	-	-	-	-	-	-	-	-	-	-	41,670	250,017
Total Expenditures	4,232,796	705,466	336,972	248,306	-	-	-	-	165,537.56	-	-	-	-	-	585,279	120,187	3,647,517
Excess (Deficit) of Revenues over Expenditures	(22,436)	(3,739)	44,336	73,663	-	-	-	-	-	-	-	-	-	-	117,999	(118,636)	(140,435)



Water - Executive Summary

February 2025

	Annual Budget	YTD Budget	January	February	March	April	May	June	July	August	September	October	November	December	Actual YTD Total	Favorable (Unfavorable) Variance	Annual Budget Remaining
Revenues:																	
500-0900-XXXXs	5,418,285	903,048	369,105	398,877	-	-	-	-	-	-	-	-	-	-	767,982	(135,065)	4,650,303
Total Revenues	5,418,285	903,048	369,105	398,877	-	-	-	-	-	-	-	-	-	-	767,982	(135,065)	4,650,303
Expenditures:																	
500-0900-5XXXs	4,641,777	773,629	431,205	377,886	-	-	-	-	-	-	-	-	-	-	809,091	(35,462)	3,832,686
500-0900-8XXX Capital	1,894,528	315,755	-	71,816	-	-	-	-	-	-	-	-	-	-	71,816	243,939	1,822,712
Total Expenditures	6,536,305	1,089,384	431,205	449,702	-	-	-	-	-	-	-	-	-	-	880,907	208,477	5,655,398
Excess (Deficit) of Revenues over Expenditures	(1,118,020)	(186,337)	(62,100)	(50,825)	-	-	-	-	-	-	-	-	-	-	(112,925)	(343,542)	(1,005,095)

Wastewater - Executive Summary

	Annual Budget	YTD Budget	January	February	March	April	May	June	July	August	September	October	November	December	Actual YTD Total	Favorable (Unfavorable) Variance	Annual Budget Remaining
Revenues:																	
510-0950-4600	3,675	613													-	(613)	3,675
500-0950-4XXX\510-0950	5,840,000	973,333	501,135	509,520											1,010,655	37,321	4,829,346
510-0950-4623	1,099,500	183,250													-	(183,250)	1,089,500
Revenues	6,943,175	1,157,196	501,135	509,520	-	-	-	-	-	-	-	-	-	-	1,010,655	(146,541)	5,932,521
Expenditures:																	
510-0950-5XXXs	5,131,593	855,265	429,257	489,093											918,349	(83,084)	4,213,243
510-0950-58XX's Capital	3,490,478	581,746													-	581,746	3,490,478
Total Expenditures	8,622,071	1,437,012	429,257	489,093	-	-	-	-	-	-	-	-	-	-	918,349	518,663	7,703,721
Excess (Deficit) of Revenues over Expenditures	(1,678,896)	(279,816)	71,878	20,427	-	-	-	-	-	-	-	-	-	-	92,305	(665,204)	(1,771,201)

Stormwater - Executive Summary

	Annual Budget	YTD Budget	January	February	March	April	May	June	July	August	September	October	November	December	Actual YTD Total	Favorable (Unfavorable) Variance	Annual Budget Remaining
Revenues:																	
515-0140 on bills	324,800	54,133	27,616	26,329	-	-	-	-	-	-	-	-	-	-	53,946	(188)	270,854
515-0140-XXX ARPA/rembur	-	0	-	-	-	-	-	-	-	-	-	-	-	-	-	-	-
Total Revenues	324,800	54,133	27,616	26,329	-	-	-	-	-	-	-	-	-	-	53,946	(188)	270,854
Expenditures:																	
080-0140-Street Related	636,685	106,114	57,546	39,937	-	-	-	-	-	-	-	-	-	-	97,484	8,630	539,201
515-0140-Capital	1,451,678	241,946	-	11,892	-	-	-	-	-	-	-	-	-	-	11,892	230,054	1,439,786
Total Expenditures	2,088,363	348,060	57,546	51,829	-	-	-	-	-	-	-	-	-	-	109,376	238,685	1,578,987
Difference																	
Excess (Deficit) of Revenues over Expenditures	(1,763,563)	(293,927)	(29,930)	(25,500)	-	-	-	-	-	-	-	-	-	-	(55,430)	(238,872)	(1,708,133)
Misc Rev to zero out	(3,675)																
Check Digits/Transfers	5,840,000	973,333	501,134.99	509,520.00	-	-	-	-	-	-	-	-	-	-	1,010,655	37,322	4,829,345
Compare to last page fund 500	(1,121,695)	(186,949)	(62,100)	(50,826)	-	-	-	-	-	-	-	-	-	-	(112,925)	74,024	(1,008,770)



Governmental Funds Cash Reserves

Updated 2/7/25 In red review for DRAFT Reserve Plan

120 days cash = \$6.9M		90 days payroll	ACA 14-403-506
	Days	Debt Reserve	Designated
001 Gen Operating Acct	89	5,098,596	0
002 Sales Tax Fund	59	3,400,836	349,483
005 Designated Tax	32	1,861,279	233,504
	180	10,360,711	532,827
			217
			2,400
Springhill Fire Department (see details below)	-4	(220,494)	745,465
Emergency Telephone Service (See details below)	-8	(482,122)	1,861,279
			61,996
	168	9,658,095	68,514
			1,444,372

Springhill Fire Department Summary
Emergency Telephone Service

Beginning Balance (as of Janu	\$	220,000	Beginning Balance (as of January 1, 2025)	\$	482,122
2025 Revenue (Act 001-0510-)	\$	1,153	2025 Revenue (Act 001-0610-4650)	\$	-
2025 Expenses (Act 001-0510-	\$	659	2025 Expenses (Act 001-0610-5650)	\$	-
Current Balance as of this repo	\$	220,494	Current Balance as of this report ending date	\$	482,122

120 days cash = \$1.6M updated 2/7/25				
080 Street Operating Acct	803,433		90 days b.payroll	569,173
005 Street Designated Tax	656,838		Capital Reserve	1,000,000
	<u>1,460,271</u>		Grant Reserve	250,000
Capital			Contingency Reservi	1,000,000
	-	110	Total	2,819,173
515 Stormwater Cap Cash	1,111,042		90 days payroll	
			Capital Reserve	1,000,000
			Grant Reserve	250,000
			Contingency Reservi	1,000,000
			Total	2,250,000



Utility Cash Reserves

February 2025

Updated 2/7/25

120 days cash = \$2.9Mil no capital

Funds:

500	Water Fund	2,442,018	
550	Impact Fee Funds	64,966	
		2,506,984	104
Reserved - Fixed Assets Infrastructure	500-0900-5816	1,342,528	56
Reserved - Vehicles	500-0900-5808	65,000	3
Reserved - Fixed Assets	500-0900-5824	487,000	20
		1,894,528	78
	Difference		25

Depreciation Expense Estimate

181 a piece if averaged

Updated 2/7/25

120 days cash = \$1.7 Mil

510	Wastewater Fund	3,610,128	
555	Impact Fee Funds	62,000	
		3,672,128	259
Reserved - Fixed Assets Infrastructure	510-0950-5816	2,155,614	152
Reserved - Vehicles	510-0950-5808	289,858	20
Reserved - Fixed Assets Equipment	510-0950-5810	155,006	11
Reserved - Fixed Assets	510-0950-5824	780,000	55
		3,380,478	239
	Difference		21

In red review for DRAFT Reserve Plan

Debt Reserve 525	1,511,886
90 days b. payroll	408,262
Capital Reserve	1,000,000
Grant Reserve	0
Contingency Reserve	1,000,000
Total	3,920,148

Debt Reserve 606	264,223
90 days b. payroll	615,808
Capital Reserve	1,000,000
Grant Reserve	0
Contingency Reserve	1,000,000
Total	2,880,032

City Wide Reserve Goals

Debt Reserve	4,580,661
90 days b. payroll	5,274,748
Capital Reserve	6,000,000
Grant Reserve	1,250,000
Contingency Reserve	5,000,000
Total	22,105,410
Shortfall	21,477,295
	628,114

City of Bryant - Financial Statements

	Pooled Cash GL 999	Pooled Cash Bank, 999	Balance Sheet Cash	End Bank Balances	Outstanding Checks and other/adj	Outstanding Deposits	2025 Debt Pmts P&I in red below	
General Fund, 001*	5,098,596	27,399,390	5,099,596	27,728,249	453,519	124,659	(1,000)	
Sales Tax Fund, 002	3,400,836		3,400,836				0	405,221
Franchise Fees, 003	4,602,322		4,602,322				0	
Designated Tax Fund, 005	2,518,118		2,518,118				0	
ARPA Investments, 007			1	1			0	
Electronic Fund, 010			5,186	471,395	466,208		0	
Parks 1/8 Sales Tax, 045	368,244		358,244				0	
Animal Control Donation, 020	28,273		28,273				0	250,649
Act 833 of 1991 Fire, 051	103,578		103,578				0	95,246
Fire 3/8 Sales Tax Fire, 055	789,265		789,265				0	70,182
Act 918 of 1983 Police, 061	70,483		70,483				0	
Act 988 of 1991 Police, 062	45,552		45,552				0	
Federal Drug Control PD, 066			29,256	29,256			0	
State Drug Control PD, 068			44,159	44,159			0	
Street Fund, 080	803,433	77,159	803,433	77,159			(0)	
Street Bond 2023 Rev 182			94,411	94,411			0	
Street Bond 2023 DSR 183			588,663	588,663			0	515,210
Street Bond 2016 DS, 185			87,316	87,316			0	
Street Bond 2016 DSF, 186			325,971	325,971			0	636,919
Street Bond Constr 2023, 188			1,787,613	1,787,613			0	
Act 1256 of 1995 Court, 030			1	1			0	
Act 1809 of 2001 Court, 031	43,176		43,176				0	
LT Govt Capital Assets, 090			0				0	
2016 SU Bond Spc Red, 110			9,988	9,988			0	
2016 SU Bond DSR, 113			742,409	742,409			0	576,381
2016 SU Bond Fund, 114			1,483,191	1,483,191			0	
LT Govt Debt, 165			0				0	
Amend 78 Govt Debt, 167			1,536,672	1,536,672			0	
Water Fund, 500*	2,442,018	330,302	2,442,628	330,302			(610)	
Wastewater Fund, 510	3,610,128	29,055	3,610,128	29,055			0	
Stormwater Cap Fund 515	1,111,042		1,111,042				0	
Enterprise Depreciation 525	1,511,886		1,511,886				0	845,123
Water Impact Fund 550	64,966		64,966				0	
Wastewater Impact Fund 555	62,000		62,000				0	
20248 WW Bond, 535			55,628	55,628			0	
2017 W/WW Bond, 604			100,602	100,602			0	
2017 W/WW DSR, 606			264,223	264,223			0	238,631
W/WW Infrastructure Fee, 620	1,172,111		1,172,111				0	
Totals	27,836,027	27,835,907	34,992,928	35,786,265	919,727	124,659	(1,610)	120
								Review each month
								3,633,562
								4,580,661
								(947,100)

*Change Drawer amounts in Depts 120 and 200 of \$200 and depts 300 and 430 of \$300 equals \$1000 difference, and \$610 on fund 500

** The Shading above denotes the six groups on the following six pages of balance sheets, General Govt, Public Safety, Streets, Courts/Long Term Govt, Enter., E. Debt

Pooled Cash Report

Bryant, AR
For the Period Ending 2/28/2025



ACCOUNT #	ACCOUNT NAME	BEGINNING BALANCE	CURRENT ACTIVITY	CURRENT BALANCE
-----------	--------------	-------------------	------------------	-----------------

CLAIM ON CASH

001-0000-1001	Claim on Cash	5,089,984.65	8,610.95	5,098,595.60
002-0000-1001	Claim on Cash	3,366,103.13	34,733.15	3,400,836.28
003-0000-1001	Claim on Cash	4,542,375.30	59,947.17	4,602,322.47
005-0000-1001	Claim on Cash	2,483,384.55	34,733.15	2,518,117.70
020-0000-1001	Claim on Cash	28,273.22	0.00	28,273.22
031-0000-1001	Claim on Cash	39,876.46	3,299.50	43,175.96
045-0000-1001	Claim on Cash	353,901.90	4,342.14	358,244.04
051-0000-1001	Claim on Cash	103,578.21	0.00	103,578.21
055-0000-1001	Claim on Cash	776,239.67	13,025.43	789,265.10
061-0000-1001	Claim on Cash	69,140.72	1,342.64	70,483.36
062-0000-1001	Claim on Cash	45,249.50	302.50	45,552.00
080-0000-1001	Claim on Cash	667,302.39	136,130.37	803,432.76
500-0000-1001	Claim on Cash	2,551,670.55	(109,652.83)	2,442,017.72
510-0000-1001	Claim on Cash	3,634,456.10	(24,328.07)	3,610,128.03
515-0000-1001	Claim on Cash	1,096,604.23	14,437.42	1,111,041.65
525-0000-1001	Claim on Cash	1,469,239.65	42,646.07	1,511,885.72
550-0000-1001	Claim on Cash	63,166.00	1,800.00	64,966.00
555-0000-1001	Claim on Cash	55,000.00	7,000.00	62,000.00
620-0000-1001	Claim on Cash	1,002,879.04	169,232.25	1,172,111.29

TOTAL CLAIM ON CASH

27,438,425.27	397,601.84	27,836,027.11
---------------	------------	---------------

CASH IN BANK

Cash in Bank

999-0000-1000	Cash General Fund	26,948,855.50	450,534.47	27,399,389.97
999-0000-1031	Cash Street Fund	130,172.02	(53,012.63)	77,159.39
999-0000-1032	Cash Revenue Water Fund	330,302.29	0.00	330,302.29
999-0000-1033	Cash Water Operating Fund	29,055.46	0.00	29,055.46

TOTAL: Cash in Bank

27,438,385.27	397,521.84	27,835,907.11
---------------	------------	---------------

TOTAL CASH IN BANK

DUE TO OTHER FUNDS

999-0000-2500 Due to Other Funds

27,438,385.27	397,521.84	27,835,907.11
---------------	------------	---------------

TOTAL DUE TO OTHER FUNDS

Claim on Cash	27,836,027.11	27,835,907.11	Difference	120.00
Cash in Bank	27,835,907.11	27,835,907.11	Difference	0.00

Claim on Cash	27,836,027.11	27,835,907.11	Difference	120.00
Cash in Bank	27,835,907.11	27,835,907.11	Difference	0.00

ACCOUNT #	ACCOUNT NAME	BEGINNING BALANCE	CURRENT ACTIVITY	CURRENT BALANCE
ACCOUNTS PAYABLE PENDING				
001-0000-2001	Accounts Payable Pending	(234.75)	0.00	(234.75)
002-0000-2001	Accounts Payable Pending	0.00	0.00	0.00
003-0000-2001	Accounts Payable Pending	0.00	0.00	0.00
005-0000-2001	Accounts Payable Pending	0.00	0.00	0.00
020-0000-2001	Accounts Payable Pending	0.00	0.00	0.00
031-0000-2001	Accounts Payable Pending	0.00	0.00	0.00
045-0000-2001	Accounts Payable Pending	0.00	0.00	0.00
051-0000-2001	Accounts Payable Pending	0.00	0.00	0.00
055-0000-2001	Accounts Payable Pending	0.00	0.00	0.00
061-0000-2001	Accounts Payable Pending	0.00	0.00	0.00
062-0000-2001	Accounts Payable Pending	0.00	0.00	0.00
080-0000-2001	Accounts Payable Pending	0.00	0.00	0.00
500-0000-2001	Accounts Payable Pending	0.00	0.00	0.00
510-0000-2001	Accounts Payable Pending	0.00	0.00	0.00
515-0000-2001	Accounts Payable Pending	0.00	0.00	0.00
525-0000-2001	Accounts Payable Pending	0.00	0.00	0.00
535-0000-2001	Accounts Payable Pending	0.00	0.00	0.00
550-0000-2001	Accounts Payable Pending	0.00	0.00	0.00
555-0000-2001	Accounts Payable Pending	0.00	0.00	0.00
620-0000-2001	Accounts Payable Pending	0.00	0.00	0.00
TOTAL ACCOUNTS PAYABLE PENDING				
		(234.75)	0.00	(234.75)
DUE FROM OTHER FUNDS				
999-0000-1551	Due From General Fund	234.75	0.00	234.75
999-0000-1552	Due From Sales Tax Fund	0.00	0.00	0.00
999-0000-1553	Due From Franchise Fees Fund	0.00	0.00	0.00
999-0000-1554	Due From Designated Tax Fund	0.00	0.00	0.00
999-0000-1555	Due From Animal Control Donation	0.00	0.00	0.00
999-0000-1556	Due From Act 1809 of 2001 Court Auto	0.00	0.00	0.00
999-0000-1557	Due From Park 1/8 SalesTax O & M	0.00	0.00	0.00
999-0000-1558	Due From Act 833 of 1991 Fire	0.00	0.00	0.00
999-0000-1559	Due From Fire 3/8 SalesTax	0.00	0.00	0.00
999-0000-1560	Due From Act 918 of 1983 Police	0.00	0.00	0.00
999-0000-1561	Due From Act 988 of 1991 Emerg Veh	0.00	0.00	0.00
999-0000-1562	Due From Street Fund	0.00	0.00	0.00
999-0000-1563	Due From Revenue Fund - Water & WW	0.00	0.00	0.00
999-0000-1564	Due From Water Operating Fund	349.54	0.00	349.54
999-0000-1565	Due From Stormwater Utility Fund	0.00	0.00	0.00
999-0000-1566	Due From Depreciation - WW	0.00	0.00	0.00
999-0000-1567	Due From Sub-Div Impact WW	0.00	0.00	0.00
999-0000-1568	Due From Impact - Water	0.00	0.00	0.00
999-0000-1569	Due From Impact - WW	0.00	0.00	0.00
999-0000-1571	Due From Infra Fee	0.00	0.00	0.00
TOTAL DUE FROM OTHER FUNDS				
		584.29	0.00	584.29
ACCOUNTS PAYABLE				
999-0000-2000	Accounts Payable	(584.29)	0.00	(584.29)
TOTAL ACCOUNTS PAYABLE				
		(584.29)	0.00	(584.29)
AP Pending				
(584.29)	AP Pending	(584.29)		(584.29)
Due From Other Funds				
(584.29)	Accounts Payable	(584.29)		(584.29)
Difference				
0.00		0.00		0.00



Bryant, AR

Balance Sheet

Account Summary

As Of 02/28/2025

Category	001 - General Fund	002 - Sales Tax Fund	003 - Franchise Fees Fund	005 - Designated Tax Fund	007 - Investment Account	010 - Electronic Tax	045 - Park 1/8 SalesTax O & M	Total
Asset								
A01 - Cash & Equivalents	5,099,595.60	3,400,836.28	4,602,322.47	2,518,117.70	1.32	5,186.43	358,244.04	15,984,303.84
A10 - Receivables	67,483.65	0.00	0.00	0.00	0.00	0.00	0.00	67,483.65
Total Asset:	5,167,079.25	3,400,836.28	4,602,322.47	2,518,117.70	1.32	5,186.43	358,244.04	16,051,787.49
Liability								
L01 - Current Liabilities	36,789.22	0.00	0.00	0.00	0.00	5,186.43	0.00	41,975.65
Total Liability:	36,789.22	0.00	0.00	0.00	0.00	5,186.43	0.00	41,975.65
Equity								
Q30 - Equity	5,694,282.13	3,397,645.00	4,513,165.68	2,514,926.42	1.32	0.00	357,844.13	16,477,864.68
Total Total Beginning Equity:	5,694,282.13	3,397,645.00	4,513,165.68	2,514,926.42	1.32	0.00	357,844.13	16,477,864.68
Total Revenue	3,265,568.50	1,133,295.28	316,274.38	1,133,295.28	0.00	0.00	141,661.91	5,990,095.35
Total Expense	3,829,560.60	1,130,104.00	227,117.59	1,130,104.00	0.00	0.00	141,262.00	6,458,148.19
Revenues Over/Under Expenses	-563,992.10	3,191.28	89,156.79	3,191.28	0.00	0.00	399.91	-468,052.84
Total Equity and Current Surplus (Deficit):	5,130,290.03	3,400,836.28	4,602,322.47	2,518,117.70	1.32	0.00	358,244.04	16,009,811.84
Total Liabilities, Equity and Current Surplus (Deficit):	5,167,079.25	3,400,836.28	4,602,322.47	2,518,117.70	1.32	5,186.43	358,244.04	16,051,787.49



Bryant, AR

Balance Sheet

Account Summary

As Of 02/28/2025

Category	020 - Animal Control Donatio	051 - Act 833 of 1991 Fire	055 - Fire 3/8 SalesTax	061 - Act 918 of 1983 Police	062 - Act 988 of 1991 Emerg Veh	066 - Federal Drug Control	068 - State Drug Control	Total
Asset								
A01 - Cash & Equivalents	28,273.22	103,578.21	789,265.10	70,483.36	45,552.00	29,256.18	44,158.81	1,110,566.88
	28,273.22	103,578.21	789,265.10	70,483.36	45,552.00	29,256.18	44,158.81	1,110,566.88
Total Asset:								
Liability								
L01 - Current Liabilities	30,570.89	0.00	0.00	0.00	0.00	0.00	0.00	30,570.89
	30,570.89	0.00	0.00	0.00	0.00	0.00	0.00	30,570.89
Equity								
Q30 - Equity	-2,297.67	103,578.21	788,067.38	67,798.08	44,678.00	29,256.18	42,250.81	1,073,330.99
	-2,297.67	103,578.21	788,067.38	67,798.08	44,678.00	29,256.18	42,250.81	1,073,330.99
Total Revenue	0.00	0.00	424,985.72	2,685.28	874.00	0.00	1,908.00	430,453.00
Total Expense	0.00	0.00	423,788.00	0.00	0.00	0.00	0.00	423,788.00
Revenues Over/Under Expenses	0.00	0.00	1,197.72	2,685.28	874.00	0.00	1,908.00	6,665.00
Total Equity and Current Surplus (Deficit):	-2,297.67	103,578.21	789,265.10	70,483.36	45,552.00	29,256.18	44,158.81	1,079,995.99
Total Liabilities, Equity and Current Surplus (Deficit):	28,273.22	103,578.21	789,265.10	70,483.36	45,552.00	29,256.18	44,158.81	1,110,566.88



Bryant, AR

Balance Sheet Account Summary

As Of 02/28/2025

Category	080 - Street Fun	182 - 2023 Improvement Revenue Bond Fund	183 - 2023 Street Bond DSR	185 - Street Bond 2016 DS	186 - Street Bond 2016 DSR	188 - 2023 Improvement Fund	Total
Asset							
A01 - Cash & Equivalents	803,432.76	94,411.23	588,662.80	87,315.72	325,971.03	1,787,612.52	3,687,406.06
	803,432.76	94,411.23	588,662.80	87,315.72	325,971.03	1,787,612.52	3,687,406.06
Equity							
Q30 - Equity	685,433.47	289,616.27	598,852.94	493,728.01	324,793.75	1,820,518.46	4,212,942.90
	685,433.47	289,616.27	598,852.94	493,728.01	324,793.75	1,820,518.46	4,212,942.90
Total Revenue	703,277.82	97,924.96	4,488.42	107,601.25	2,412.52	13,740.76	929,445.73
Total Expense	585,278.53	293,130.00	14,678.56	514,013.54	1,235.24	46,646.70	1,454,982.57
Revenues Over/Under Expenses	117,999.29	-195,205.04	-10,190.14	-406,412.29	1,177.28	-32,905.94	-525,536.84
Total Equity and Current Surplus (Deficit):	803,432.76	94,411.23	588,662.80	87,315.72	325,971.03	1,787,612.52	3,687,406.06
Total Liabilities, Equity and Current Surplus (Deficit):	803,432.76	94,411.23	588,662.80	87,315.72	325,971.03	1,787,612.52	3,687,406.06



Bryant, AR

Balance Sheet

Account Summary

AS OF 02/28/2025

Category	030 - Act 1256 of 1995 Court	031 - Act 1809 of 2001 Court Auto	090 - Long Term Governmental Capital Asset Fund	110 - Special Redemp - 2016 Bond	113 - Debt Service Reserve Fund	114 - 2016 Bond Fund	165 - Long Term Governmental Debt Fund	Total
Asset								
A01 - Cash & Equivalents	1.08	43,175.96	0.00	9,987.83	742,409.38	1,483,191.17	0.00	2,278,765.42
A30 - Fixed Assets	0.00	0.00	64,534,566.25	0.00	0.00	0.00	0.00	64,534,566.25
A50 - Other Assets	0.00	0.00	0.00	0.00	0.00	0.00	2,011,371.92	2,011,371.92
Total Asset:	1.08	43,175.96	64,534,566.25	9,987.83	742,409.38	1,483,191.17	2,011,371.92	68,824,703.59
Liability								
L01 - Current Liabilities	0.00	0.00	0.00	0.00	0.00	0.00	371,433.00	371,433.00
L80 - Long Term Liabilities	0.00	0.00	0.00	0.00	0.00	0.00	60,355,810.63	60,355,810.63
Total Liability:	0.00	0.00	0.00	0.00	0.00	0.00	60,727,243.63	60,727,243.63
Equity								
Q30 - Equity	1.08	36,727.96	64,534,566.25	4,179.97	742,409.38	910,297.35	-58,715,871.71	7,512,310.28
Total Total Beginning Equity:	1.08	36,727.96	64,534,566.25	4,179.97	742,409.38	910,297.35	-58,715,871.71	7,512,310.28
Total Revenue	90,943.57	6,448.00	0.00	5,807.86	5,555.38	572,893.82	0.00	681,648.63
Total Expense	90,943.57	0.00	0.00	0.00	5,555.38	0.00	0.00	96,498.95
Revenues Over/Under Expenses	0.00	6,448.00	0.00	5,807.86	0.00	572,893.82	0.00	585,149.68
Total Equity and Current Surplus (Deficit):	1.08	43,175.96	64,534,566.25	9,987.83	742,409.38	1,483,191.17	-58,715,871.71	8,097,459.96
Total Liabilities, Equity and Current Surplus (Deficit):	1.08	43,175.96	64,534,566.25	9,987.83	742,409.38	1,483,191.17	2,011,371.92	68,824,703.59



Bryant, AR

Balance Sheet Account Summary

AS OF 02/28/2025

Category	500 - Water Fun	510 - Wastewater Fun	515 - Stormwater Utili	Depreciation - WW	550 - Impact - Water	555 - Impact - WW	Total
Asset							
A01 - Cash & Equivalents	2,442,627.72	3,610,128.03	1,111,041.65	1,511,885.72	64,966.00	62,000.00	8,802,649.12
A10 - Receivables	792,629.39	0.00	0.00	0.00	0.00	0.00	792,629.39
A30 - Fixed Assets	16,852,029.51	18,798,316.12	4,498,590.56	0.00	0.00	0.00	40,148,936.19
A50 - Other Assets	65,604.81	320,259.48	0.00	0.00	0.00	0.00	385,864.29
Total Asset:	20,152,891.43	22,728,703.63	5,609,632.21	1,511,885.72	64,966.00	62,000.00	50,130,078.99
Liability							
L01 - Current Liabilities	820,226.56	828,578.55	0.00	0.00	0.00	0.00	1,648,805.11
L80 - Long Term Liabilities	8,205,342.12	6,556,920.93	0.00	0.00	0.00	0.00	14,762,263.05
Total Liability:	9,025,568.68	7,385,499.48	0.00	0.00	0.00	0.00	16,411,068.16
Equity							
Q30 - Equity	11,240,247.62	15,252,470.89	5,567,578.59	1,428,058.81	61,366.00	52,500.00	33,602,221.91
Total Total Beginning Equity:	11,240,247.62	15,252,470.89	5,567,578.59	1,428,058.81	61,366.00	52,500.00	33,602,221.91
Total Revenue	1,778,636.77	1,010,654.50	53,945.62	83,826.91	3,600.00	9,500.00	2,940,163.80
Total Expense	1,891,561.64	919,921.24	11,892.00	0.00	0.00	0.00	2,823,374.88
Revenues Over/Under Expenses	-112,924.87	90,733.26	42,053.62	83,826.91	3,600.00	9,500.00	116,788.92
Total Equity and Current Surplus (Deficit):	11,127,322.75	15,343,204.15	5,609,632.21	1,511,885.72	64,966.00	62,000.00	33,719,010.83
Total Liabilities, Equity and Current Surplus (Deficit):	20,152,891.43	22,728,703.63	5,609,632.21	1,511,885.72	64,966.00	62,000.00	50,130,078.99



Bryant, AR

Balance Sheet Account Summary As Of 02/28/2025

Category	602 - W/WW Ref Rev Bds 2017, COI Fd	604 - W/WW Ref Rev 2017 Bd Fr	620 - 10/2023 Infrastructure Fee W/WW	Total
Asset				
A01 - Cash & Equivalents	0.00	100,602.21	1,172,111.29	1,272,713.50
	0.00	100,602.21	1,172,111.29	1,272,713.50
Total Asset:				
Equity				
Q30 - Equity	0.00	60,408.15	841,946.79	902,354.94
	0.00	60,408.15	841,946.79	902,354.94
Total Revenue	0.00	40,527.40	330,164.50	370,691.90
Total Expense	0.00	333.34	0.00	333.34
Revenues Over/Under Expenses	0.00	40,194.06	330,164.50	370,358.56
Total Equity and Current Surplus (Deficit):	0.00	100,602.21	1,172,111.29	1,272,713.50
Total Liabilities, Equity and Current Surplus (Deficit):	0.00	100,602.21	1,172,111.29	1,272,713.50



Bryant, AR

Balance Sheet

Account Summary

As Of 02/28/2025

Category	167 - 2024 Amend 78	535 - 2024B Sewer Construction Fund	Total
Asset			
A01 - Cash & Equivalents	1,536,671.70	55,628.00	1,592,299.70
A10 - Receivables	0.00	1,444,372.00	1,444,372.00
Total Asset:	1,536,671.70	1,500,000.00	3,036,671.70
Liability			
L80 - Long Term Liabilities	0.00	1,500,000.00	1,500,000.00
Total Liability:	0.00	1,500,000.00	1,500,000.00
Equity			
Q30 - Equity	1,536,671.70	0.00	1,536,671.70
Total Total Beginning Equity:	1,536,671.70	0.00	1,536,671.70
Total Revenue	0.00	0.00	0.00
Total Expense	0.00	0.00	0.00
Revenues Over/Under Expenses	0.00	0.00	0.00
Total Equity and Current Surplus (Deficit):	1,536,671.70	0.00	1,536,671.70
Total Liabilities, Equity and Current Surplus (Deficit):	1,536,671.70	1,500,000.00	3,036,671.70



Bryant, AR

Budget Report

Account Summary

For Fiscal: 2025 Period Ending: 02/28/2025

Fund: 001 - General Fund		Original	Current	Period	Fiscal	Variance	
Department: 0100 - Administration		Total Budget	Total Budget	Activity	Activity	Favorable	Percent
Revenue						(Unfavorable)	Remaining
Category: R15 - Taxes - Property							
001-0100-4150	State Turnback	308,400.00	308,400.00	21,165.99	62,936.34	-245,463.66	79.59 %
001-0100-4151	Saline County Treasurer	1,330,820.00	1,330,820.00	6,938.76	134,322.86	-1,196,497.14	89.91 %
Category: R15 - Taxes - Property Total:		1,639,220.00	1,639,220.00	28,104.75	197,259.20	-1,441,960.80	87.97 %
Category: R60 - Miscellaneous Revenue							
001-0100-4600	Miscellaneous Revenue	1,000.00	1,000.00	3,674.85	3,675.85	2,675.85	367.59 %
Category: R60 - Miscellaneous Revenue Total:		1,000.00	1,000.00	3,674.85	3,675.85	2,675.85	267.59 %
Category: R62 - Intergovernmental Tsfrs							
001-0100-4627	Xfer from Sales Tax	6,780,620.00	6,780,620.00	565,052.00	1,130,104.00	-5,650,516.00	83.33 %
001-0100-4629	Xfer Franchise Tax	258,600.00	258,600.00	21,550.00	43,100.00	-215,500.00	83.33 %
Category: R62 - Intergovernmental Tsfrs Total:		7,039,220.00	7,039,220.00	586,602.00	1,173,204.00	-5,866,016.00	83.33 %
Category: R85 - Interest Revenue							
001-0100-4850	Interest Revenue	300,000.00	300,000.00	33,453.28	66,022.80	-233,977.20	77.99 %
Category: R85 - Interest Revenue Total:		300,000.00	300,000.00	33,453.28	66,022.80	-233,977.20	77.99 %
Revenue Total:		8,979,440.00	8,979,440.00	651,834.88	1,440,161.85	-7,539,278.15	83.96 %
Expense							
Category: E01 - Personnel Expense							
001-0100-5000	Salary Expense	739,643.33	739,643.33	52,437.37	129,941.64	609,701.69	82.43 %
001-0100-5001	Elected Off. 2009-24, 2011-27	338,432.00	338,432.00	25,802.11	62,311.93	276,120.07	81.59 %
001-0100-5005	SWB Reimbursement	-1,051,415.00	-1,051,415.00	-87,617.85	-175,235.70	-876,179.30	83.33 %
001-0100-5010	Overtime Expense	5,000.00	5,000.00	136.95	695.65	4,304.35	86.09 %
001-0100-5020	FICA Expense	84,462.38	84,462.38	5,871.05	14,528.77	69,933.61	82.80 %
001-0100-5022	Unemployment Expense	540.00	540.00	11.50	140.02	399.98	74.07 %
001-0100-5025	Worker's Comp Expense	3,000.00	3,000.00	0.00	1,678.41	1,321.59	44.05 %
001-0100-5030	APERS Expense	159,007.09	159,007.09	11,804.31	29,386.54	129,620.55	81.52 %
001-0100-5040	Health Insurance Expense	131,456.92	131,456.92	8,958.52	18,460.62	112,996.30	85.96 %
001-0100-5042	Employee Assistance Program	4,000.00	4,000.00	0.00	985.88	3,014.12	75.35 %
001-0100-5050	Physical & Drug Screen Exp	800.00	800.00	1.04	244.86	560.53	70.07 %
001-0100-5054	Bring Your Own Device - Phone	300.00	300.00	25.00	50.00	250.00	83.33 %
001-0100-5055	Uniform Expense	500.00	500.00	0.00	0.00	500.00	100.00 %
001-0100-5057	Vehicle Allowance	6,000.00	6,000.00	461.54	1,153.85	4,846.15	80.77 %

Budget Report

For Fiscal: 2025 Period Ending: 02/28/2025

	Original Total Budget	Current Total Budget	Period Activity	Fiscal Activity	Encumbrances	Variance Favorable (Unfavorable)	Percent Remaining
001-0100-5060	23,775.00	23,775.00	4,910.21	5,124.51	-54.30	18,704.79	78.67 %
001-0100-5062	8,330.00	8,330.00	1,250.00	978.15	-78.15	7,430.00	89.20 %
001-0100-5063	500.00	500.00	0.00	0.00	0.00	500.00	100.00 %
Category: E01 - Personnel Expense Total:	454,331.72	454,331.72	24,051.75	90,445.13	-137.84	364,024.43	80.12 %
Category: E10 - Building & Grounds Exp							
001-0100-5102	1,500.00	1,500.00	166.53	261.53	299.00	939.47	62.63 %
001-0100-5104	5,500.00	5,500.00	0.00	988.88	0.00	4,511.12	82.02 %
001-0100-5110	6,600.00	6,600.00	480.50	878.79	0.00	5,721.21	86.69 %
001-0100-5111	1,000.00	1,000.00	241.28	393.77	0.00	606.23	60.62 %
001-0100-5112	1,260.00	1,260.00	98.91	196.49	0.00	1,063.51	84.41 %
001-0100-5115	9,408.00	9,408.00	801.40	1,565.42	0.00	7,842.58	83.36 %
001-0100-5116	7,440.00	7,440.00	563.21	1,046.97	-620.00	7,013.03	94.26 %
001-0100-5120	9,280.00	9,280.00	-799.57	-799.57	0.00	10,079.57	108.62 %
001-0100-5130	1,080.00	1,167.42	87.42	262.26	0.00	905.16	77.54 %
001-0100-5142	6,000.00	6,000.00	211.09	630.32	0.00	5,369.68	89.49 %
001-0100-5145	1,000.00	1,000.00	0.00	0.00	0.00	1,000.00	100.00 %
Category: E10 - Building & Grounds Exp Total:	50,068.00	50,155.42	1,850.77	5,424.86	-321.00	45,051.56	89.82 %
Category: E20 - Vehicle Expense							
001-0100-5200	1,500.00	1,500.00	48.47	48.47	0.00	1,451.53	96.77 %
001-0100-5212	500.00	500.00	0.00	0.00	0.00	500.00	100.00 %
001-0100-5225	265.00	265.00	0.00	265.00	0.00	0.00	0.00 %
Category: E20 - Vehicle Expense Total:	2,265.00	2,265.00	48.47	313.47	0.00	1,951.53	86.16 %
Category: E30 - Supply Expense							
001-0100-5300	8,860.00	8,860.00	745.50	2,406.47	108.41	6,345.12	71.62 %
001-0100-5350	1,400.00	1,400.00	516.39	-235.16	-4.85	1,640.01	117.14 %
Category: E30 - Supply Expense Total:	10,260.00	10,260.00	1,261.89	2,171.31	103.56	7,985.13	77.83 %
Category: E40 - Operations Expense							
001-0100-5480	76,212.00	76,212.00	466.17	466.17	0.00	75,745.83	99.39 %
001-0100-5505	26,300.00	6,300.00	0.00	360.00	55.90	5,884.10	93.40 %
001-0100-5506	2,500.00	2,500.00	234.00	352.63	0.00	2,147.37	85.89 %
001-0100-5515	13,000.00	13,000.00	0.00	0.00	0.00	13,000.00	100.00 %
001-0100-5535	2,500.00	2,500.00	1,396.00	1,700.00	0.00	800.00	32.00 %
Category: E40 - Operations Expense Total:	120,512.00	100,512.00	2,096.17	2,878.80	55.90	97,577.30	97.08 %
Category: E55 - Professional Services							
001-0100-5550	12,750.00	12,750.00	0.00	0.00	0.00	12,750.00	100.00 %
001-0100-5553	1,000.00	1,000.00	0.00	555.00	390.60	54.40	5.44 %
001-0100-5583	6,000.00	6,000.00	0.00	0.00	0.00	6,000.00	100.00 %
001-0100-5586	98,350.00	101,898.75	1,877.77	14,500.54	1,793.75	85,604.46	84.01 %
001-0100-5588	500.00	500.00	0.00	0.00	0.00	500.00	100.00 %

Budget Report

For Fiscal: 2025 Period Ending: 02/28/2025

	Original Total Budget	Current Total Budget	Period Activity	Fiscal Activity	Encumbrances	Variance Favorable (Unfavorable)	Percent Remaining
001-0100-5589 Prof Services - Printing	100.00	100.00	0.00	0.00	0.00	100.00	100.00 %
Category: E55 - Professional Services Total:	118,700.00	122,248.75	1,877.77	15,055.54	2,184.35	105,008.86	85.90%
Category: E60 - Miscellaneous Expense							
001-0100-5600 Miscellaneous Expense	100.00	100.00	0.00	0.00	0.00	100.00	100.00 %
001-0100-5608 Software - New & Renewals	18,001.00	18,001.00	84.99	4,456.39	604.99	12,939.62	71.88 %
Category: E60 - Miscellaneous Expense Total:	18,101.00	18,101.00	84.99	4,456.39	604.99	13,039.62	72.04%
Category: E68 - Donation Expense							
001-0100-5680 Boys and Girls Club Contract	50,000.00	50,000.00	0.00	12,500.00	0.00	37,500.00	75.00 %
001-0100-5681 Sr. Adults Contract	35,550.00	35,550.00	0.00	7,500.00	0.00	28,050.00	78.90 %
001-0100-5682 Historic Society Contract	10,000.00	10,000.00	2,568.65	5,068.65	0.00	4,931.35	49.31 %
Category: E68 - Donation Expense Total:	95,550.00	95,550.00	2,568.65	25,068.65	0.00	70,481.35	73.76%
Category: E85 - Interest Expense							
001-0100-5850 Interest Expense	3,550.00	3,550.00	597.49	1,203.95	0.00	2,346.05	66.09 %
Category: E85 - Interest Expense Total:	3,550.00	3,550.00	597.49	1,203.95	0.00	2,346.05	66.09%
Expense Total:	873,337.72	856,973.89	34,437.95	147,018.10	2,489.96	707,465.83	82.55%
Department: 0100 - Administration Surplus (Deficit):	8,106,102.28	8,122,466.11	617,396.93	1,293,143.75	-2,489.96	-6,831,812.32	84.11%
Department: 0110 - Information Technology Expense							
Category: E01 - Personnel Expense							
001-0110-5060 Travel & Training Expense	9,500.00	9,500.00	0.00	0.00	0.00	9,500.00	100.00 %
Category: E01 - Personnel Expense Total:	9,500.00	9,500.00	0.00	0.00	0.00	9,500.00	100.00%
Category: E20 - Vehicle Expense							
001-0110-5210 Service and Repair	1,000.00	1,000.00	0.00	0.00	0.00	1,000.00	100.00 %
Category: E20 - Vehicle Expense Total:	1,000.00	1,000.00	0.00	0.00	0.00	1,000.00	100.00%
Category: E60 - Miscellaneous Expense							
001-0110-5604 Hardware - New & Renewals	118,000.00	28,000.00	267.20	706.69	-439.49	27,732.80	99.05 %
001-0110-5606 IT Projects & Labor	20,000.00	20,000.00	2,120.68	4,663.97	-1,201.63	16,537.66	82.69 %
001-0110-5608 Software - New & Renewals	142,760.00	142,760.00	37.99	10,431.73	47,801.93	84,526.34	59.21 %
001-0110-5610 Website	92,000.00	92,000.00	23.17	23.17	33,500.00	58,476.83	63.56 %
001-0110-5612 IT Tools & Supplies	1,000.00	1,000.00	0.00	0.00	0.00	1,000.00	100.00 %
001-0110-5614 Copiers & Maintenance	30,000.00	30,000.00	2,283.58	4,567.34	0.00	25,432.66	84.78 %
Category: E60 - Miscellaneous Expense Total:	403,760.00	313,760.00	4,732.62	20,392.90	79,660.81	213,706.29	68.11%
Category: E72 - Bond Expense							
001-0110-5840 Principal for Loans	31,150.00	31,150.00	2,255.04	4,501.12	0.00	26,648.88	85.55 %
Category: E72 - Bond Expense Total:	31,150.00	31,150.00	2,255.04	4,501.12	0.00	26,648.88	85.55%

Budget Report

For Fiscal: 2025 Period Ending: 02/28/2025

Category: E80 - Fixed Assets									
Fixed Assets - Equipment									
Category: E80 - Fixed Assets Total:									
001-0110-5810	0.00	150,000.00	0.00	0.00	0.00	157,264.94	-7,264.94	-4.84 %	
	0.00	150,000.00	0.00	0.00	0.00	157,264.94	-7,264.94	-4.84 %	
Expense Total:									
	445,410.00	505,410.00	6,987.66	24,894.02	236,925.75	243,590.23	48.20 %		
Department: 0110 - Information Technology Total:									
	445,410.00	505,410.00	6,987.66	24,894.02	236,925.75	243,590.23	48.20 %		
Department: 0120 - Planning & Development									
Revenue									
Category: R10 - Taxes - Sales									
Alcohol Sales Tax Collected									
Category: R10 - Taxes - Sales Total:									
	125,000.00	125,000.00	14,280.84	28,032.15	0.00	-96,967.85	77.57 %		
	125,000.00	125,000.00	14,280.84	28,032.15	0.00	-96,967.85	77.57 %		
Category: R20 - Licenses Permits & Fees									
001-0120-4200	10,000.00	10,000.00	2,000.00	2,000.00	-420.00	-8,420.00	84.20 %		
001-0120-4206	2,000.00	2,000.00	0.00	125.00	0.00	-1,875.00	93.75 %		
001-0120-4208	165,000.00	165,000.00	9,744.38	41,231.88	-150.00	-123,918.12	75.10 %		
001-0120-4210	11,750.00	11,750.00	0.00	191.25	0.00	-11,558.75	98.37 %		
001-0120-4214	80,000.00	80,000.00	-2,367.08	2,769.12	-3,333.00	-80,563.88	100.70 %		
001-0120-4220	62,000.00	62,000.00	1,874.60	9,542.40	-840.00	-53,297.60	85.96 %		
001-0120-4226	1,300.00	1,300.00	200.00	300.00	0.00	-1,000.00	76.92 %		
001-0120-4228	60,000.00	60,000.00	13,680.10	13,680.10	0.00	-46,319.90	77.20 %		
001-0120-4230	5,000.00	5,000.00	165.00	560.00	0.00	-4,440.00	88.80 %		
001-0120-4232	45,000.00	45,000.00	1,195.74	2,700.74	0.00	-42,299.26	94.00 %		
001-0120-4234	9,000.00	9,000.00	470.00	820.00	0.00	-8,180.00	90.89 %		
001-0120-4236	40,000.00	40,000.00	926.66	3,962.28	0.00	-36,037.72	90.09 %		
001-0120-4238	4,000.00	4,000.00	321.16	609.56	0.00	-3,390.44	84.76 %		
001-0120-4240	250.00	250.00	0.00	0.00	0.00	-250.00	100.00 %		
001-0120-4242	12,500.00	12,500.00	200.00	3,750.00	0.00	-8,750.00	70.00 %		
001-0120-4244	1,500.00	1,500.00	60.00	60.00	0.00	-1,440.00	96.00 %		
001-0120-4248	5,500.00	5,500.00	200.00	320.00	0.00	-5,180.00	94.18 %		
001-0120-4250	1,000.00	1,000.00	0.00	676.00	0.00	-324.00	32.40 %		
001-0120-4258	35,000.00	35,000.00	0.00	150.00	0.00	-34,850.00	99.57 %		
Category: R20 - Licenses Permits & Fees Total:									
	550,800.00	550,800.00	28,670.56	83,448.33	-4,743.00	-472,094.67	85.71 %		
Category: R64 - Reimbursement									
Vacant Home Clean Up									
Category: R64 - Reimbursement Total:									
001-0120-4560	1,000.00	1,000.00	0.00	0.00	0.00	-1,000.00	100.00 %		
	1,000.00	1,000.00	0.00	0.00	0.00	-1,000.00	100.00 %		
Revenue Total:									
	676,800.00	676,800.00	42,951.40	111,480.48	-4,743.00	-570,062.52	84.23 %		
Expense									
Category: E01 - Personnel Expense									
001-0120-5000	464,774.16	464,774.16	35,683.25	87,904.80	0.00	376,869.36	81.09 %		
001-0120-5010	500.00	500.00	18.95	225.41	0.00	274.59	54.92 %		

Budget Report

For Fiscal: 2025 Period Ending: 02/28/2025

	Original Total Budget	Current Total Budget	Period Activity	Fiscal Activity	Encumbrances	Variance Favorable (Unfavorable)	Percent Remaining
<u>001-0120-5020</u>	35,593.47	35,593.47	2,669.72	6,618.92	0.00	28,974.55	81.40 %
<u>001-0120-5022</u>	420.00	420.00	7.57	97.98	0.00	322.02	76.67 %
<u>001-0120-5025</u>	1,050.00	1,050.00	0.00	3,341.37	0.00	-2,291.37	-218.23 %
<u>001-0120-5030</u>	69,395.64	69,395.64	5,331.69	13,225.79	0.00	56,169.85	80.94 %
<u>001-0120-5040</u>	80,024.52	80,024.52	7,241.38	14,482.76	0.00	65,541.76	81.90 %
<u>001-0120-5050</u>	150.00	150.00	0.00	0.00	0.00	150.00	100.00 %
<u>001-0120-5055</u>	1,000.00	1,000.00	0.00	0.00	0.00	1,000.00	100.00 %
<u>001-0120-5060</u>	12,500.00	12,500.00	35.00	655.00	655.00	11,190.00	89.52 %
Category: E01 - Personnel Expense Total:							
	665,407.79	665,407.79	50,987.56	126,552.03	655.00	538,200.76	80.88%
Category: E10 - Building & Grounds Exp							
<u>001-0120-5110</u>	1,524.00	1,524.00	120.12	219.69	0.00	1,304.31	85.58 %
<u>001-0120-5111</u>	240.00	240.00	60.32	98.44	0.00	141.56	58.98 %
<u>001-0120-5112</u>	324.00	324.00	24.72	49.12	0.00	274.88	84.84 %
<u>001-0120-5115</u>	1,500.00	1,500.00	124.00	248.00	0.00	1,252.00	83.47 %
<u>001-0120-5116</u>	5,500.00	5,500.00	341.43	341.43	134.00	5,024.57	91.36 %
<u>001-0120-5120</u>	400.00	400.00	0.00	0.00	0.00	400.00	100.00 %
<u>001-0120-5130</u>	285.00	286.56	21.56	64.68	0.00	221.88	77.43 %
Category: E10 - Building & Grounds Exp Total:							
	9,753.00	9,774.56	692.15	1,021.36	134.00	8,619.20	88.18%
Category: E20 - Vehicle Expense							
<u>001-0120-5200</u>	9,000.00	9,000.00	386.83	823.32	0.00	8,176.68	90.85 %
<u>001-0120-5210</u>	1,000.00	1,000.00	1,333.82	3,573.85	-280.64	-2,293.21	-229.32 %
<u>001-0120-5225</u>	2,149.34	2,149.34	0.00	1,369.30	0.00	780.04	36.29 %
Category: E20 - Vehicle Expense Total:							
	12,149.34	12,149.34	1,720.65	5,766.47	-280.64	6,663.51	54.85%
Category: E30 - Supply Expense							
<u>001-0120-5300</u>	2,500.00	2,500.00	0.00	39.01	-39.01	2,500.00	100.00 %
<u>001-0120-5350</u>	2,000.00	2,000.00	133.91	144.24	0.00	1,855.76	92.79 %
Category: E30 - Supply Expense Total:							
	4,500.00	4,500.00	133.91	183.25	-39.01	4,355.76	96.79%
Category: E40 - Operations Expense							
<u>001-0120-5405</u>	10,000.00	10,000.00	0.00	0.00	-833.00	10,833.00	108.33 %
<u>001-0120-5475</u>	10,928.00	10,928.00	28.75	162.18	0.00	10,765.82	98.52 %
<u>001-0120-5480</u>	23,000.00	43,000.00	0.00	19,010.00	0.00	23,990.00	55.79 %
Category: E40 - Operations Expense Total:							
	43,928.00	63,928.00	28.75	19,172.18	-833.00	45,588.82	71.31%
Category: E55 - Professional Services							
<u>001-0120-5553</u>	1,000.00	1,000.00	79.20	79.20	0.00	920.80	92.08 %
<u>001-0120-5560</u>	5,000.00	5,000.00	0.00	0.00	0.00	5,000.00	100.00 %
<u>001-0120-5568</u>	36,720.00	36,720.00	0.00	3,060.00	-2,500.00	36,160.00	98.47 %
<u>001-0120-5571</u>	1,000.00	1,000.00	16.45	16.45	93.70	889.85	88.99 %
<u>001-0120-5589</u>	100.00	100.00	0.00	0.00	0.00	100.00	100.00 %
Category: E55 - Professional Services Total:							
	43,820.00	43,820.00	95.65	3,155.65	-2,406.30	43,070.65	98.29%

Budget Report

	Original Total Budget	Current Total Budget	Period Activity	Fiscal Activity	Encumbrances	Variance Favorable (Unfavorable)	Percent Remaining
Category: E60 - Miscellaneous Expense							
001-0120-5600 Miscellaneous Expense	100.00	100.00	0.00	0.00	0.00	100.00	100.00 %
001-0120-5604 Hardware - New & Renewals	0.00	0.00	2,043.01	2,043.01	0.00	-2,043.01	0.00 %
001-0120-5608 Software - New & Renewals	10,000.00	10,000.00	12,455.52	14,955.52	0.00	-4,955.52	-49.56 %
Category: E60 - Miscellaneous Expense Total:	10,100.00	10,100.00	14,498.53	16,998.53	0.00	-6,898.53	-68.30%
Category: E72 - Bond Expense							
001-0120-5840 Principal for Loans	44,500.00	44,500.00	3,299.89	6,586.66	0.00	37,913.34	85.20 %
Category: E72 - Bond Expense Total:	44,500.00	44,500.00	3,299.89	6,586.66	0.00	37,913.34	85.20%
Category: E85 - Interest Expense							
001-0120-5850 Interest Expense	5,071.00	5,071.00	874.33	1,761.78	0.00	3,309.22	65.26 %
Category: E85 - Interest Expense Total:	5,071.00	5,071.00	874.33	1,761.78	0.00	3,309.22	65.26%
Expense Total:	839,229.13	859,250.69	72,331.42	181,197.91	-2,769.95	680,822.73	79.23%
Department: 0120 - Planning & Development Surplus (Deficit):	-162,429.13	-182,450.69	-29,380.02	-69,717.43	-1,973.05	110,760.21	60.71%
Department: 0200 - Animal Control							
Revenue							
Category: R20 - Licenses Permits & Fees							
001-0200-4202 Adoption Revenue	5,500.00	5,500.00	135.00	225.00	0.00	-5,275.00	95.91 %
001-0200-4222 Misc Revenue - Animal Control	8,000.00	8,000.00	680.00	905.29	0.00	-7,094.71	88.68 %
001-0200-4224 Dog License Fee	3,500.00	3,500.00	280.00	530.00	0.00	-2,970.00	84.86 %
001-0200-4246 Spay & Neuter Revenue	7,380.00	7,380.00	430.00	705.00	0.00	-6,675.00	90.45 %
Category: R20 - Licenses Permits & Fees Total:	24,380.00	24,380.00	1,525.00	2,365.29	0.00	-22,014.71	90.30%
Category: R40 - Fines & Forfeitures							
001-0200-4420 Animal Control Fines	6,000.00	6,000.00	0.00	280.00	0.00	-5,720.00	95.33 %
Category: R40 - Fines & Forfeitures Total:	6,000.00	6,000.00	0.00	280.00	0.00	-5,720.00	95.33%
Category: R62 - Intergovernmental Tsfrs							
001-0200-4627 Xfer Designated Tax	678,072.00	678,072.00	56,505.00	113,010.00	0.00	-565,062.00	83.33 %
Category: R62 - Intergovernmental Tsfrs Total:	678,072.00	678,072.00	56,505.00	113,010.00	0.00	-565,062.00	83.33%
Revenue Total:	708,452.00	708,452.00	58,030.00	115,655.29	0.00	-592,796.71	83.67%
Expense							
Category: E01 - Personnel Expense							
001-0200-5000 Salary Expense	426,898.70	426,898.70	30,248.78	74,490.10	0.00	352,408.60	82.55 %
001-0200-5005 SWB Reimbursement	94,783.00	94,783.00	7,898.58	15,797.16	0.00	78,985.84	83.33 %
001-0200-5010 Overtime Expense	12,000.00	12,000.00	397.14	1,289.82	0.00	10,710.18	89.25 %
001-0200-5020 FICA Expense	33,575.64	33,575.64	2,277.64	5,647.70	0.00	27,927.94	83.18 %
001-0200-5022 Unemployment Expense	576.00	576.00	30.39	114.95	0.00	461.05	80.04 %
001-0200-5025 Worker's Comp Expense	2,700.00	2,700.00	0.00	1,588.12	0.00	1,111.88	41.18 %
001-0200-5030 APERS Expense	66,931.93	66,931.93	4,470.66	11,218.27	0.00	55,713.66	83.24 %
001-0200-5040 Health Insurance Expense	79,674.28	79,674.28	4,406.92	11,046.44	0.00	68,627.84	86.14 %
001-0200-5050 Physical & Drug Screen Exp	500.00	500.00	0.00	0.00	210.20	289.80	57.96 %

Budget Report

For Fiscal: 2025 Period Ending: 02/28/2025

	Original Total Budget	Current Total Budget	Period Activity	Fiscal Activity	Encumbrances	Variance Favorable (Unfavorable)	Percent Remaining
001-0200-5055 Uniform Expense	1,500.00	1,500.00	24.97	24.97	0.00	1,475.03	98.34 %
001-0200-5060 Travel & Training Expense	20,000.00	20,000.00	1,785.25	2,050.86	-265.61	18,214.75	91.07 %
001-0200-5065 First Aid Expense	200.00	200.00	17.06	17.06	0.00	182.94	91.47 %
Category: E01 - Personnel Expense Total:	739,339.55	739,339.55	51,557.39	123,285.45	-55.41	616,109.51	83.33%
Category: E10 - Building & Grounds Exp							
001-0200-5102 Repairs & Maint - Building	5,000.00	5,000.00	1,121.59	3,205.70	82.13	1,712.17	34.24 %
001-0200-5104 Repairs & Maint - Grounds	5,100.00	5,100.00	122.46	204.59	821.30	4,074.11	79.88 %
001-0200-5110 Utilities - Electric	9,660.00	9,660.00	1,284.46	2,072.22	0.00	7,587.78	78.55 %
001-0200-5111 Utilities - Gas	480.00	480.00	83.57	132.28	0.00	347.72	72.44 %
001-0200-5112 Utilities - Water	1,000.00	1,000.00	62.43	116.75	0.00	883.25	88.33 %
001-0200-5115 Com Exp - Tel Landline,Interne	9,500.00	9,500.00	769.58	1,467.93	0.00	8,032.07	84.55 %
001-0200-5116 Communication Exp - Cellular	4,440.00	4,440.00	317.58	635.16	-235.00	4,039.84	90.99 %
001-0200-5120 Insurance - Property	2,912.00	2,912.00	0.00	0.00	0.00	2,912.00	100.00 %
001-0200-5130 Sanitation	1,500.00	1,625.41	125.41	376.23	0.00	1,249.18	76.85 %
001-0200-5140 Supplies - B&G	500.00	500.00	0.00	0.00	0.00	500.00	100.00 %
001-0200-5142 Janitorial Supplies and Main	4,000.00	4,000.00	758.42	1,142.87	90.04	2,767.09	69.18 %
001-0200-5145 Tools	1,500.00	1,500.00	0.00	67.80	0.00	1,432.20	95.48 %
Category: E10 - Building & Grounds Exp Total:	45,592.00	45,717.41	4,645.50	9,421.53	758.47	35,537.41	77.73%
Category: E20 - Vehicle Expense							
001-0200-5200 Fuel Expense	4,500.00	4,500.00	636.59	1,251.24	-210.31	3,459.07	76.87 %
001-0200-5210 Service & Repair - Vehicle	3,000.00	3,000.00	357.63	375.08	341.53	2,283.39	76.11 %
001-0200-5225 Insurance Expense - Vehicle	1,873.00	1,873.00	0.00	1,872.79	0.00	0.21	0.01 %
Category: E20 - Vehicle Expense Total:	9,373.00	9,373.00	994.22	3,499.11	131.22	5,742.67	61.27%
Category: E30 - Supply Expense							
001-0200-5300 Supplies - Office	2,400.00	2,400.00	50.41	50.41	0.00	2,349.59	97.90 %
001-0200-5302 Supplies - Kitchen	350.00	350.00	26.40	37.50	0.00	312.50	89.29 %
001-0200-5306 Supplies - Food Allowance	1,000.00	1,000.00	166.49	539.36	0.00	460.64	46.06 %
001-0200-5322 Supplies - Operating	6,300.00	6,300.00	0.00	125.14	-125.14	6,300.00	100.00 %
001-0200-5350 Postage Expense	100.00	100.00	114.74	114.74	0.00	-14.74	-14.74 %
001-0200-5370 Medicine Expense	15,000.00	15,504.33	108.96	1,765.75	-455.67	14,194.25	91.55 %
001-0200-5371 Spay & Neuter Vouchers	500.00	500.00	60.00	100.00	-40.00	440.00	88.00 %
Category: E30 - Supply Expense Total:	25,650.00	26,154.33	527.00	2,732.90	-620.81	24,042.24	91.92%
Category: E40 - Operations Expense							
001-0200-5475 Credit Card Fees	1,500.00	1,500.00	63.15	219.06	0.00	1,280.94	85.40 %
001-0200-5480 Dues & Subscriptions	825.00	825.00	25.00	275.00	0.00	550.00	66.67 %
Category: E40 - Operations Expense Total:	2,325.00	2,325.00	88.15	494.06	0.00	1,830.94	78.75%
Category: E55 - Professional Services							
001-0200-5577 Prof Services - Incineration & Disp	4,000.00	4,000.00	140.00	300.00	-160.00	3,860.00	96.50 %
001-0200-5589 Prof Services - Printing	500.00	500.00	0.00	0.00	0.00	500.00	100.00 %
001-0200-5592 Prof Services - Veterinarian	25,000.00	25,144.15	2,589.69	7,274.57	-4,272.68	22,142.26	88.06 %

Budget Report

	Original Total Budget	Current Total Budget	Period Activity	Fiscal Activity	Encumbrances	Variance Favorable (Unfavorable)	Percent Remaining
Prof Services - Animal Care	5,000.00	5,000.00	81.18	202.00	0.00	4,798.00	95.96 %
Category: E55 - Professional Services Total:	34,500.00	34,644.15	2,810.87	7,776.57	-4,432.68	31,300.26	90.35%
Category: E60 - Miscellaneous Expense							
Miscellaneous Expense	500.00	500.00	0.00	0.00	0.00	500.00	100.00 %
Hardware - New & Renewals	7,500.00	7,500.00	6,536.68	6,536.68	0.00	963.32	12.84 %
Software - New & Renewals	2,000.00	2,000.00	1,698.48	1,698.48	0.00	301.52	15.08 %
Category: E60 - Miscellaneous Expense Total:	10,000.00	10,000.00	8,235.16	8,235.16	0.00	1,764.84	17.65%
Category: E72 - Bond Expense							
Principal for Loans	92,230.00	92,230.00	6,936.93	13,847.80	0.00	78,382.20	84.99 %
Category: E72 - Bond Expense Total:	92,230.00	92,230.00	6,936.93	13,847.80	0.00	78,382.20	84.99%
Category: E80 - Fixed Assets							
Cap Assets - Vehicles	0.00	0.00	0.00	0.00	253,244.00	-253,244.00	0.00 %
Category: E80 - Fixed Assets Total:	0.00	0.00	0.00	0.00	253,244.00	-253,244.00	0.00%
Category: E85 - Interest Expense							
Interest Expense	10,415.00	10,415.00	1,690.51	3,407.07	0.00	7,007.93	67.29 %
Category: E85 - Interest Expense Total:	10,415.00	10,415.00	1,690.51	3,407.07	0.00	7,007.93	67.29%
Expense Total:	969,424.55	970,198.44	77,485.73	172,699.65	249,024.79	548,474.00	56.53%
Department: 0200 - Animal Control Surplus (Deficit):	-260,972.55	-261,746.44	-19,455.73	-57,044.36	-249,024.79	-44,322.71	-16.93%
Department: 0300 - Court							
Revenue							
Category: R40 - Fines & Forfeitures							
Act 316 of 1991 Revenue	200.00	200.00	18.12	36.24	0.00	-163.76	81.88 %
City Attorney Reim	26,000.00	26,000.00	2,190.68	4,381.36	0.00	-21,618.64	83.15 %
Court Fines	400,000.00	400,000.00	37,580.63	86,527.04	0.00	-313,472.96	78.37 %
District Court Reim	14,000.00	14,000.00	1,181.04	2,362.08	0.00	-11,637.92	83.13 %
Judge Retirement Reim	4,700.00	4,700.00	394.84	789.68	0.00	-3,910.32	83.20 %
Ordinance 89-15 Revenue	23,000.00	23,000.00	1,966.60	3,933.20	0.00	-19,066.80	82.90 %
Warrant Fees	65,000.00	65,000.00	5,680.80	12,493.90	0.00	-52,506.10	80.78 %
Category: R40 - Fines & Forfeitures Total:	532,900.00	532,900.00	49,012.71	110,523.50	0.00	-422,376.50	79.26%
Category: R60 - Miscellaneous Revenue							
Miscellaneous Revenue	50,520.00	50,520.00	5,438.12	8,974.06	0.00	-41,545.94	82.24 %
Category: R60 - Miscellaneous Revenue Total:	50,520.00	50,520.00	5,438.12	8,974.06	0.00	-41,545.94	82.24%
Category: R64 - Reimbursement							
Reimbursement RevSaline County	160,000.00	160,000.00	0.00	0.00	0.00	-160,000.00	100.00 %
Category: R64 - Reimbursement Total:	160,000.00	160,000.00	0.00	0.00	0.00	-160,000.00	100.00%
Revenue Total:	743,420.00	743,420.00	54,450.83	119,497.56	0.00	-623,922.44	83.93%

Budget Report

For Fiscal: 2025 Period Ending: 02/28/2025

Expense								
Category: E01 - Personnel Expense								
001-0300-5000	Salary Expense	346,306.56	346,306.56	23,342.26	61,606.52	0.00	284,700.04	82.21 %
001-0300-5010	Overtime Expense	500.00	500.00	0.00	0.00	0.00	500.00	100.00 %
001-0300-5020	FICA Expense	26,530.67	26,530.67	1,730.26	4,602.10	0.00	21,928.57	82.65 %
001-0300-5022	Unemployment Expense	420.00	420.00	17.54	91.37	0.00	328.63	78.25 %
001-0300-5025	Worker's Comp Expense	2,165.00	2,165.00	0.00	1,935.51	0.00	229.49	10.60 %
001-0300-5030	APERS Expense	53,130.69	53,130.69	3,576.04	9,414.09	0.00	43,716.60	82.28 %
001-0300-5040	Health Insurance Expense	56,863.04	56,863.04	4,406.92	8,813.84	0.00	48,049.20	84.50 %
001-0300-5050	Physical & Drug Screen Exp	400.00	400.00	0.00	0.00	0.00	400.00	100.00 %
001-0300-5055	Uniform Expense	500.00	500.00	0.00	0.00	0.00	500.00	100.00 %
001-0300-5060	Travel & Training Expense	7,500.00	7,500.00	0.00	1,031.44	755.70	5,712.86	76.17 %
001-0300-5070	Judge - Share to State	29,000.00	29,000.00	2,405.18	4,810.36	0.00	24,189.64	83.41 %
Category: E01 - Personnel Expense Total:		523,315.96	523,315.96	35,478.20	92,305.23	755.70	430,255.03	82.22%
Category: E10 - Building & Grounds Exp								
001-0300-5102	Repairs & Maint - Building	10,000.00	10,000.00	75.00	122.50	102.50	9,775.00	97.75 %
001-0300-5110	Utilities - Electric	6,600.00	6,600.00	480.50	878.79	0.00	5,721.21	86.69 %
001-0300-5111	Utilities - Gas	1,200.00	1,200.00	241.28	393.77	0.00	806.23	67.19 %
001-0300-5112	Utilities - Water	1,000.00	1,000.00	98.90	196.47	0.00	803.53	80.35 %
001-0300-5115	Com Exp - Tel Landline.Interne	3,144.00	3,144.00	403.87	807.74	0.00	2,336.26	74.31 %
001-0300-5130	Sanitation	1,080.00	1,166.25	86.25	258.75	0.00	907.50	77.81 %
001-0300-5142	Janitorial Supplies and Main	500.00	500.00	0.00	0.00	0.00	500.00	100.00 %
Category: E10 - Building & Grounds Exp Total:		23,524.00	23,610.25	1,385.80	2,658.02	102.50	20,849.73	88.31%
Category: E30 - Supply Expense								
001-0300-5300	Supplies - Office	9,000.00	9,000.00	369.57	1,128.04	-214.28	8,086.24	89.85 %
001-0300-5350	Postage Expense	3,000.00	3,000.00	350.78	1,920.81	0.00	1,079.19	35.97 %
Category: E30 - Supply Expense Total:		12,000.00	12,000.00	720.35	3,048.85	-214.28	9,165.43	76.38%
Category: E40 - Operations Expense								
001-0300-5480	Dues & Subscriptions	161,745.00	161,745.00	26,473.83	26,923.83	178.75	134,642.42	83.24 %
Category: E40 - Operations Expense Total:		161,745.00	161,745.00	26,473.83	26,923.83	178.75	134,642.42	83.24%
Category: E55 - Professional Services								
001-0300-5553	Prof Services - Advertising	4,000.00	4,000.00	0.00	0.00	0.00	4,000.00	100.00 %
001-0300-5589	Prof Services - Printing	100.00	100.00	0.00	0.00	0.00	100.00	100.00 %
Category: E55 - Professional Services Total:		4,100.00	4,100.00	0.00	0.00	0.00	4,100.00	100.00%
Category: E60 - Miscellaneous Expense								
001-0300-5608	Software - New & Renewals	500.00	500.00	0.00	0.00	0.00	500.00	100.00 %
001-0300-5614	Copiers & Maintenance	2,556.00	2,556.00	263.24	526.48	0.00	2,029.52	79.40 %

Budget Report

For Fiscal: 2025 Period Ending: 02/28/2025

	Original Total Budget	Current Total Budget	Period Activity	Fiscal Activity	Encumbrances	Variance Favorable (Unfavorable)	Percent Remaining
Department: 0400 - Parks							
Revenue							
Category: R62 - Intergovernmental Tsfrs							
001-0400-4627 Xfer Designated Tax	678,072.00	678,072.00	56,505.00	113,010.00	0.00	-565,062.00	83.33 %
001-0400-4629 Xfer Park 1/8 O & M	847,578.00	847,578.00	70,631.00	141,262.00	0.00	-706,316.00	83.33 %
Category: R62 - Intergovernmental Tsfrs Total:	1,525,650.00	1,525,650.00	127,136.00	254,272.00	0.00	-1,271,378.00	83.33%
Revenue Total:	1,525,650.00	1,525,650.00	127,136.00	254,272.00	0.00	-1,271,378.00	83.33%
Expense							
Category: E01 - Personnel Expense							
001-0400-5000 Salary Expense	464,419.80	464,419.80	30,196.05	71,649.16	0.00	392,770.64	84.57 %
001-0400-5001 Part Time Labor	5,000.00	5,000.00	0.00	0.00	0.00	5,000.00	100.00 %
001-0400-5005 SWB Reimbursement	162,485.00	162,485.00	13,540.42	27,080.84	0.00	135,404.16	83.33 %
001-0400-5010 Overtime Expense	7,000.00	7,000.00	24.02	31.10	0.00	6,968.90	99.56 %
001-0400-5020 FICA Expense	36,980.44	36,980.44	2,264.81	5,389.65	0.00	31,590.79	85.43 %
001-0400-5022 Unemployment Expense	900.00	900.00	35.24	112.42	0.00	787.58	87.51 %
001-0400-5025 Worker's Comp Expense	18,400.00	18,400.00	0.00	7,785.96	0.00	10,614.04	57.69 %
001-0400-5030 APERS Expense	72,221.11	72,221.11	4,629.74	10,981.49	0.00	61,239.62	84.79 %
001-0400-5040 Health Insurance Expense	103,105.92	103,105.92	6,925.91	13,308.24	0.00	89,797.68	87.09 %
001-0400-5050 Physical & Drug Screen Exp	1,050.00	1,050.00	0.00	0.00	317.50	732.50	69.76 %
001-0400-5055 Uniform Expense	2,150.00	2,150.00	0.00	420.07	-420.07	2,150.00	100.00 %
001-0400-5060 Travel & Training Expense	10,400.00	10,400.00	697.40	1,235.40	0.00	9,164.60	88.12 %
Category: E01 - Personnel Expense Total:	884,112.27	884,112.27	58,313.59	137,994.33	-102.57	746,220.51	84.40%
Category: E10 - Building & Grounds Exp							
001-0400-5120 Insurance - Property	6,637.00	6,637.00	0.00	0.00	0.00	6,637.00	100.00 %
001-0400-5145 Tools	2,000.00	2,000.00	0.00	0.00	0.00	2,000.00	100.00 %
Category: E10 - Building & Grounds Exp Total:	8,637.00	8,637.00	0.00	0.00	0.00	8,637.00	100.00%
Category: E20 - Vehicle Expense							
001-0400-5200 Fuel Expense	16,400.00	16,400.00	976.16	1,579.21	0.00	14,820.79	90.37 %
001-0400-5210 Service & Repair - Vehicle	1,000.00	1,000.00	1,857.23	2,455.79	0.00	-1,455.79	-145.58 %
001-0400-5225 Insurance Expense - Vehicle	4,916.00	4,916.00	0.00	5,842.59	0.00	-926.59	-18.85 %
Category: E20 - Vehicle Expense Total:	22,316.00	22,316.00	2,833.39	9,877.59	0.00	12,438.41	55.74%
Category: E30 - Supply Expense							
001-0400-5350 Postage Expense	500.00	500.00	113.25	113.25	0.00	386.75	77.35 %
Category: E30 - Supply Expense Total:	500.00	500.00	113.25	113.25	0.00	386.75	77.35%

Budget Report

For Fiscal: 2025 Period Ending: 02/28/2025

	Original Total Budget	Current Total Budget	Period Activity	Fiscal Activity	Encumbrances	Variance Favorable (Unfavorable)	Percent Remaining
Category: E40 - Operations Expense							
Sales Tax Expense	500.00	500.00	0.00	0.00	0.00	500.00	100.00 %
Category: E40 - Operations Expense Total:	500.00	500.00	0.00	0.00	0.00	500.00	100.00 %
Category: E55 - Professional Services							
Prof Services - Acctg & Audit	5,000.00	5,000.00	0.00	0.00	0.00	5,000.00	100.00 %
Prof Services - Other	36,000.00	42,600.00	0.00	0.00	6,600.00	36,000.00	84.51 %
Category: E55 - Professional Services Total:	41,000.00	47,600.00	0.00	0.00	6,600.00	41,000.00	86.13 %
Category: E60 - Miscellaneous Expense							
Hardware - New & Renewals	7,000.00	7,000.00	0.00	0.00	0.00	7,000.00	100.00 %
Software - New & Renewals	19,000.00	19,000.00	0.00	2,500.00	0.00	16,500.00	86.84 %
Category: E60 - Miscellaneous Expense Total:	26,000.00	26,000.00	0.00	2,500.00	0.00	23,500.00	90.38 %
Category: E72 - Bond Expense							
Principal for Loans	304,650.00	304,650.00	21,516.73	42,959.30	0.00	261,690.70	85.90 %
Category: E72 - Bond Expense Total:	304,650.00	304,650.00	21,516.73	42,959.30	0.00	261,690.70	85.90 %
Category: E85 - Interest Expense							
Interest Expense	37,221.00	37,221.00	4,596.35	9,266.85	0.00	27,954.15	75.10 %
Category: E85 - Interest Expense Total:	37,221.00	37,221.00	4,596.35	9,266.85	0.00	27,954.15	75.10 %
Expense Total:	1,324,936.27	1,331,536.27	87,373.31	202,711.32	6,497.43	1,122,327.52	84.29 %
Department: 0400 - Parks - Mills Park & Pool	200,713.73	194,113.73	39,762.69	51,560.68	-6,497.43	-149,050.48	76.79 %
Revenue							
Category: R50 - Sale of Services							
Mills Pool-Admin/Concessions	1,000.00	1,000.00	9.00	18.00	0.00	-982.00	98.20 %
Admissions	75,000.00	75,000.00	250.00	275.00	0.00	-74,725.00	99.63 %
Pavillion Fees	15,000.00	15,000.00	715.00	1,170.00	0.00	-13,830.00	92.20 %
Category: R50 - Sale of Services Total:	91,000.00	91,000.00	974.00	1,463.00	0.00	-89,537.00	98.39 %
Revenue Total:	91,000.00	91,000.00	974.00	1,463.00	0.00	-89,537.00	98.39 %
Expense							
Category: E01 - Personnel Expense							
Part Time Labor	33,000.00	33,000.00	0.00	13.38	0.00	32,986.62	99.96 %
FICA Expense	2,333.25	2,333.25	0.00	1.04	0.00	2,332.21	99.96 %
Unemployment Expense	0.00	0.00	0.00	0.02	0.00	-0.02	0.00 %
Category: E01 - Personnel Expense Total:	35,333.25	35,333.25	0.00	14.44	0.00	35,318.81	99.96 %
Category: E10 - Building & Grounds Exp							
Repairs & Maint - Building	4,000.00	4,000.00	0.00	0.00	0.00	4,000.00	100.00 %
Repairs & Maint - Grounds	6,000.00	6,000.00	0.00	0.00	0.00	6,000.00	100.00 %
Repairs & Maint - Pool	13,325.00	13,325.00	0.00	27.54	-27.54	13,325.00	100.00 %
Utilities - Electric	10,584.00	10,584.00	1,241.65	2,144.64	0.00	8,439.36	79.74 %

Budget Report

	Original Total Budget	Current Total Budget	Period Activity	Fiscal Activity	Encumbrances	Variance Favorable (Unfavorable)	Percent Remaining
Utilities - Gas	150.00	150.00	21.82	33.95	0.00	116.05	77.37 %
Utilities - Water	9,000.00	9,000.00	157.48	686.57	0.00	8,313.43	92.37 %
Com Exp - Tel Landline.Interne	2,061.96	2,061.96	185.36	368.53	0.00	1,693.43	82.13 %
Insurance - Property	4,906.00	4,906.00	0.00	0.00	0.00	4,906.00	100.00 %
Category: E10 - Building & Grounds Exp Total:	50,026.96	50,026.96	1,606.31	3,261.23	-27.54	46,793.27	93.54%
Category: E30 - Supply Expense							
Supplies - Concession	100.00	100.00	1.00	2.00	0.00	98.00	98.00 %
Supplies - Pools	17,000.00	17,000.00	0.00	0.00	0.00	17,000.00	100.00 %
Category: E30 - Supply Expense Total:	17,100.00	17,100.00	1.00	2.00	0.00	17,098.00	99.99%
Category: E80 - Fixed Assets							
Capital Assets - Infrastructure	0.00	24,316.15	0.00	0.00	24,316.15	0.00	0.00 %
Category: E80 - Fixed Assets Total:	0.00	24,316.15	0.00	0.00	24,316.15	0.00	0.00%
Expense Total:	102,460.21	126,776.36	1,607.31	3,277.67	24,288.61	99,210.08	78.26%
Department: 0410 - Parks - Mills Park & Pool Surplus (Deficit):	-11,460.21	-35,776.36	-633.31	-1,814.67	-24,288.61	9,673.08	27.04%
Department: 0420 - Parks - Midland							
Revenue							
Category: R74 - Sponsorships							
User Agre Fees/Sponsors	35,000.00	35,000.00	0.00	0.00	0.00	-35,000.00	100.00 %
Category: R74 - Sponsorships Total:	35,000.00	35,000.00	0.00	0.00	0.00	-35,000.00	100.00%
Revenue Total:	35,000.00	35,000.00	0.00	0.00	0.00	-35,000.00	100.00%
Expense							
Category: E10 - Building & Grounds Exp							
Repairs & Maint - Grounds	17,920.00	17,920.00	3,796.00	3,852.68	-56.68	14,124.00	78.82 %
Utilities - Electric	17,352.00	17,352.00	1,649.06	3,276.42	0.00	14,075.58	81.12 %
Utilities - Water	4,000.00	4,000.00	416.24	702.64	0.00	3,297.36	82.43 %
Category: E10 - Building & Grounds Exp Total:	39,272.00	39,272.00	5,861.30	7,831.74	-56.68	31,496.94	80.20%
Category: E80 - Fixed Assets							
Capital Assets - Infrastructure	0.00	0.00	6,922.08	19,463.01	37,536.99	-57,000.00	0.00 %
Category: E80 - Fixed Assets Total:	0.00	0.00	6,922.08	19,463.01	37,536.99	-57,000.00	0.00%
Expense Total:	39,272.00	39,272.00	12,783.38	27,294.75	37,480.31	-25,503.06	-64.94%
Department: 0420 - Parks - Midland Surplus (Deficit):	-4,272.00	-4,272.00	-12,783.38	-27,294.75	-37,480.31	-60,503.06	-1,416.27%
Department: 0430 - Parks - Bishop							
Revenue							
Category: R30 - Membership Fees							
Membership Family	205,475.00	205,475.00	13,406.75	28,695.50	0.00	-176,779.50	86.03 %
Membership Silver Sneakers	72,000.00	72,000.00	5,567.50	11,043.00	0.00	-60,957.00	84.66 %
Category: R30 - Membership Fees Total:	277,475.00	277,475.00	18,974.25	39,738.50	0.00	-237,736.50	85.68%

Budget Report

For Fiscal: 2025 Period Ending: 02/28/2025

	Original Total Budget	Current Total Budget	Period Activity	Fiscal Activity	Encumbrances	Variance Favorable (Unfavorable)	Percent Remaining
Category: R33 - Rental Fees							
Equipment Rental	60,000.00	60,000.00	3,490.00	7,255.00	0.00	-52,745.00	87.91 %
Room Rental Party Room	18,000.00	18,000.00	360.00	480.00	0.00	-17,520.00	97.33 %
Use Agreement Fees	26,450.00	26,450.00	220.00	220.00	0.00	-26,230.00	99.17 %
Tournaments	50,000.00	50,000.00	360.00	360.00	0.00	-49,640.00	99.28 %
Category: R33 - Rental Fees Total:	154,450.00	154,450.00	4,430.00	8,315.00	0.00	-146,135.00	94.62%
Category: R36 - Park Program Fees							
Basketball	63,000.00	63,000.00	70.00	80.00	0.00	-62,920.00	99.87 %
BASS Swim Program	30,000.00	30,000.00	3,060.00	5,576.00	0.00	-24,424.00	81.41 %
Pool Swim Lessons	55,000.00	55,000.00	3,380.00	5,630.00	0.00	-49,370.00	89.76 %
Category: R36 - Park Program Fees Total:	148,000.00	148,000.00	6,510.00	11,286.00	0.00	-136,714.00	92.37%
Category: R50 - Sale of Services							
Concessions - Bishop	65,000.00	65,000.00	1,685.00	1,699.00	0.00	-63,301.00	97.39 %
Daily Admissions Adults	45,000.00	45,000.00	2,115.00	4,400.00	0.00	-40,600.00	90.22 %
Merchandise Sales	500.00	500.00	45.00	45.00	0.00	-455.00	91.00 %
Red Cross Programs	20,000.00	20,000.00	2,760.00	3,195.00	0.00	-16,805.00	84.03 %
Category: R50 - Sale of Services Total:	130,500.00	130,500.00	6,605.00	9,339.00	0.00	-121,161.00	92.84%
Category: R60 - Miscellaneous Revenue							
Miscellaneous Revenue	2,000.00	2,000.00	10.00	231.70	0.00	-1,768.30	88.42 %
Category: R60 - Miscellaneous Revenue Total:	2,000.00	2,000.00	10.00	231.70	0.00	-1,768.30	88.42%
Category: R74 - Sponsorships							
Sponsorships	114,450.00	114,450.00	16,970.77	43,970.77	0.00	-70,479.23	61.58 %
Category: R74 - Sponsorships Total:	114,450.00	114,450.00	16,970.77	43,970.77	0.00	-70,479.23	61.58%
Revenue Total:	826,875.00	826,875.00	53,500.02	112,880.97	0.00	-713,994.03	86.35%
Expense							
Category: E01 - Personnel Expense							
Salary Expense	436,214.58	436,214.58	33,129.66	81,945.06	0.00	354,269.52	81.21 %
Part Time Labor	302,000.00	302,000.00	25,704.32	54,493.64	0.00	247,506.36	81.96 %
Overtime Expense	5,000.00	5,000.00	0.00	330.89	0.00	4,669.11	93.38 %
FICA Expense	50,200.32	50,200.32	4,560.15	10,637.78	0.00	39,562.54	78.81 %
Unemployment Expense	1,540.00	1,540.00	73.19	226.39	0.00	1,313.61	85.30 %
Worker's Comp Expense	7,050.00	7,050.00	0.00	2,850.67	0.00	4,199.33	59.56 %
APERS Expense	67,593.29	67,593.29	5,476.02	13,415.44	0.00	54,177.85	80.15 %
Health Insurance Expense	82,837.28	82,837.28	6,353.13	12,706.26	0.00	70,131.02	84.66 %
Physical & Drug Screen Exp	1,200.00	1,200.00	34.90	866.10	-581.20	915.10	76.26 %
Uniform Expense	2,350.00	2,350.00	0.00	0.00	0.00	2,350.00	100.00 %
Category: E01 - Personnel Expense Total:	955,985.47	955,985.47	75,331.37	177,472.23	-581.20	779,094.44	81.50%
Category: E10 - Building & Grounds Exp							
Repairs & Maint - Building	35,000.00	35,000.00	9,838.64	9,871.54	4,711.56	20,416.90	58.33 %

Budget Report

	Original Total Budget	Current Total Budget	Period Activity	Fiscal Activity	Encumbrances	Variance Favorable (Unfavorable)	Percent Remaining
Repairs & Maint - Grounds	59,100.00	81,591.44	5,110.29	4,985.81	33,603.43	43,002.20	52.70 %
Repairs & Maint - Pool	76,000.00	76,000.00	4,971.01	17,229.15	-14,606.77	73,377.62	96.55 %
Repairs & Maint - Splash Pad	7,000.00	7,000.00	0.00	0.00	0.00	7,000.00	100.00 %
Utilities - Electric	216,432.00	216,432.00	16,640.75	31,846.96	0.00	184,585.04	85.29 %
Utilities - Gas	48,000.00	48,000.00	5,681.28	11,458.34	0.00	36,541.66	76.13 %
Utilities - Water	12,180.00	12,180.00	1,124.82	2,110.24	0.00	10,069.76	82.67 %
Com Exp - Tel Landline/Interne	21,804.00	21,804.00	1,959.77	3,824.02	0.00	17,979.98	82.46 %
Communication Exp - Cellular	6,240.00	6,240.00	433.26	866.52	-550.00	5,923.48	94.93 %
Insurance - Property	86,351.00	86,351.00	0.00	0.00	0.00	86,351.00	100.00 %
Sanitation	42,000.00	45,500.00	1,870.17	4,248.17	3,500.00	37,751.83	82.97 %
Supplies - B&G	3,000.00	3,000.00	20.39	20.39	0.00	2,979.61	99.32 %
Janitorial Supplies and Main	32,000.00	32,000.00	1,653.43	3,855.18	-506.47	28,641.29	89.50 %
Category: E10 - Building & Grounds Exp Total:	645,107.00	671,098.44	49,303.81	90,326.32	26,151.75	554,620.37	82.64%
Category: E20 - Vehicle Expense							
Service & Repair - Equipment	9,000.00	11,796.92	3,922.86	3,922.86	1,188.30	6,685.76	56.67 %
Category: E20 - Vehicle Expense Total:	9,000.00	11,796.92	3,922.86	3,922.86	1,188.30	6,685.76	56.67%
Category: E30 - Supply Expense							
Supplies - Office	3,000.00	3,000.00	135.63	163.98	-28.35	2,864.37	95.48 %
Supplies - Concession	51,600.00	51,600.00	2,085.85	2,881.72	0.00	48,718.28	94.42 %
Supplies - Park Programs	25,000.00	25,000.00	0.00	10,847.57	-9,969.86	24,122.29	96.49 %
Supplies - Resale Merchandise	100.00	100.00	0.00	0.00	0.00	100.00	100.00 %
Category: E30 - Supply Expense Total:	79,700.00	79,700.00	2,221.48	13,893.27	-9,998.21	75,804.94	95.11%
Category: E40 - Operations Expense							
BASS Program Expense	10,000.00	10,000.00	1,251.00	1,636.00	0.00	8,364.00	83.64 %
Aquatic Program Expense	6,500.00	6,500.00	2,984.11	3,403.11	0.00	3,096.89	47.64 %
Credit Card Fees	10,800.00	10,800.00	787.89	1,617.70	-101.29	9,283.59	85.96 %
Dues & Subscriptions	2,745.00	2,745.00	0.00	0.00	0.00	2,745.00	100.00 %
Inspections & Monitoring	11,085.00	11,085.00	145.62	291.24	0.00	10,793.76	97.37 %
Category: E40 - Operations Expense Total:	41,130.00	41,130.00	5,168.62	6,948.05	-101.29	34,283.24	83.35%
Category: E55 - Professional Services							
Prof Services - Advertising	1,000.00	5,800.00	107.65	3,744.19	4,800.00	-2,744.19	-47.31 %
Prof Services - Basketball	29,000.00	29,000.00	11,263.00	16,723.00	0.00	12,277.00	42.33 %
Prof Services - Other	60,000.00	60,000.00	1,429.75	3,553.75	0.00	56,446.25	94.08 %
Prof Services - Aerobic Instr	24,000.00	24,000.00	1,995.00	3,110.00	0.00	20,890.00	87.04 %
Prof Services - Printing	500.00	500.00	0.00	0.00	0.00	500.00	100.00 %
Category: E55 - Professional Services Total:	114,500.00	119,300.00	14,795.40	27,130.94	4,800.00	87,369.06	73.23%

Budget Report

For Fiscal: 2025 Period Ending: 02/28/2025

		Original Total Budget	Current Total Budget	Period Activity	Fiscal Activity	Encumbrances	Variance	
							Favorable	Percent Remaining
							(Unfavorable)	
Category: E80 - Fixed Assets								
Capital Assets - Infrastructure								
Category: E80 - Fixed Assets Total:		0.00	23,193.81	0.00	0.00	49,943.81	-26,750.00	-115.33 %
Expense Total:		0.00	23,193.81	0.00	0.00	49,943.81	-26,750.00	-115.33 %
Department: 0430 - Parks - Bishop Surplus (Deficit):		1,845,422.47	1,902,204.64	150,743.54	319,693.67	71,403.16	1,511,107.81	79.44 %
		-1,018,547.47	-1,075,329.64	-97,243.52	-206,812.70	-71,403.16	797,113.78	74.13 %
Department: 0440 - Parks - Alcoa								
Revenue								
Category: R36 - Park Program Fees								
Parks Rental								
Category: R36 - Park Program Fees Total:		1,000.00	1,000.00	120.00	180.00	0.00	-820.00	82.00 %
		1,000.00	1,000.00	120.00	180.00	0.00	-820.00	82.00 %
Category: R74 - Sponsorships								
User Agre Fees/Sponsors								
Category: R74 - Sponsorships Total:		5,000.00	5,000.00	0.00	0.00	0.00	-5,000.00	100.00 %
		5,000.00	5,000.00	0.00	0.00	0.00	-5,000.00	100.00 %
Revenue Total:		6,000.00	6,000.00	120.00	180.00	0.00	-5,820.00	97.00 %
Expense								
Category: E10 - Building & Grounds Exp								
Repairs & Maint - Grounds								
Category: E10 - Building & Grounds Exp Total:		7,100.00	7,100.00	76.90	1,010.85	-933.95	7,023.10	98.92 %
		14,172.00	14,172.00	1,128.30	1,895.33	0.00	12,276.67	86.63 %
		2,040.00	2,040.00	136.01	266.66	0.00	1,773.34	86.93 %
Category: E10 - Building & Grounds Exp Total:		23,312.00	23,312.00	1,341.21	3,172.84	-933.95	21,073.11	90.40 %
		23,312.00	23,312.00	1,341.21	3,172.84	-933.95	21,073.11	90.40 %
Expense Total:		-17,312.00	-17,312.00	-1,221.21	-2,992.84	933.95	15,253.11	88.11 %
Department: 0440 - Parks - Alcoa Surplus (Deficit):								
Department: 0450 - Parks - Ashley								
Revenue								
Category: R36 - Park Program Fees								
Parks Rental								
Category: R36 - Park Program Fees Total:		7,000.00	7,000.00	390.00	420.00	0.00	-6,580.00	94.00 %
		7,000.00	7,000.00	390.00	420.00	0.00	-6,580.00	94.00 %
Revenue Total:		7,000.00	7,000.00	390.00	420.00	0.00	-6,580.00	94.00 %
Expense								
Category: E10 - Building & Grounds Exp								
Repairs & Maint - Grounds								
Category: E10 - Building & Grounds Exp Total:		4,000.00	4,000.00	244.12	244.12	3,695.45	60.43	1.51 %
		1.00	1.00	0.00	0.00	0.00	1.00	100.00 %
Category: E10 - Building & Grounds Exp Total:		4,001.00	4,001.00	244.12	244.12	3,695.45	61.43	1.54 %
		4,001.00	4,001.00	244.12	244.12	3,695.45	61.43	1.54 %
Expense Total:		2,999.00	2,999.00	145.88	175.88	-3,695.45	-6,518.57	217.36 %
Department: 0450 - Parks - Ashley Surplus (Deficit):								

Budget Report

For Fiscal: 2025 Period Ending: 02/28/2025

		Original Total Budget	Current Total Budget	Period Activity	Fiscal Activity	Encumbrances	Variance Favorable (Unfavorable)	Percent Remaining
Department: 0500 - Fire								
Revenue								
Category: R15 - Taxes - Property								
Fire Rescue Funds								
001-0500-4156		700.00	700.00	0.00	0.00	0.00	-700.00	100.00 %
Category: R15 - Taxes - Property Total:		700.00	700.00	0.00	0.00	0.00	-700.00	100.00 %
Category: R20 - Licenses Permits & Fees								
Burn Permit								
001-0500-4256		1,500.00	1,500.00	300.00	450.00	0.00	-1,050.00	70.00 %
Category: R20 - Licenses Permits & Fees Total:		1,500.00	1,500.00	300.00	450.00	0.00	-1,050.00	70.00 %
Category: R33 - Rental Fees								
Use Agreement Fees								
001-0500-4350		18,000.00	18,000.00	1,540.00	3,080.00	0.00	-14,920.00	82.89 %
Category: R33 - Rental Fees Total:		18,000.00	18,000.00	1,540.00	3,080.00	0.00	-14,920.00	82.89 %
Category: R60 - Miscellaneous Revenue								
Miscellaneous Revenue								
001-0500-4600		250.00	250.00	1,877.43	1,877.43	0.00	1,627.43	750.97 %
Category: R60 - Miscellaneous Revenue Total:		250.00	250.00	1,877.43	1,877.43	0.00	1,627.43	650.97 %
Category: R62 - Intergovernmental Tsfrs								
Xfer Designated Tax								
001-0500-4627		1,695,155.00	1,695,155.00	141,263.00	282,526.00	0.00	-1,412,629.00	83.33 %
Xfer Fire Special Tax								
001-0500-4629		2,542,733.00	2,542,733.00	211,894.00	423,788.00	0.00	-2,118,945.00	83.33 %
Category: R62 - Intergovernmental Tsfrs Total:		4,237,888.00	4,237,888.00	353,157.00	706,314.00	0.00	-3,531,574.00	83.33 %
Category: R66 - Sale of Equipment								
Sale of Capital Assets								
001-0500-4900		20,000.00	20,000.00	0.00	0.00	0.00	-20,000.00	100.00 %
Category: R66 - Sale of Equipment Total:		20,000.00	20,000.00	0.00	0.00	0.00	-20,000.00	100.00 %
Revenue Total:		4,278,338.00	4,278,338.00	356,874.43	711,721.43	0.00	-3,566,616.57	83.36 %
Expense								
Category: E01 - Personnel Expense								
Salary Expense								
001-0500-5000		3,339,461.81	3,339,461.81	230,273.15	594,982.84	0.00	2,744,478.97	82.18 %
SWB Reimbursement								
001-0500-5005		162,485.00	162,485.00	13,540.42	27,080.84	0.00	135,404.16	83.33 %
Overtime Expense								
001-0500-5010		336,672.67	336,672.67	19,613.63	69,104.11	0.00	267,568.56	79.47 %
FICA Expense								
001-0500-5020		57,001.12	57,001.12	3,778.66	10,066.69	0.00	46,934.43	82.34 %
Unemployment Expense								
001-0500-5022		3,000.00	3,000.00	15.15	685.99	0.00	2,314.01	77.13 %
Worker's Comp Expense								
001-0500-5025		62,700.00	62,700.00	0.00	70,879.44	0.00	-8,179.44	-13.05 %
APERS Expense								
001-0500-5030		8,676.58	8,676.58	627.02	1,567.28	0.00	7,109.30	81.94 %
LOPFI Expense								
001-0500-5035		871,538.36	871,538.36	59,297.58	157,539.61	0.00	713,998.75	81.92 %
LOPFI Perm Advance								
001-0500-5036		-230,000.00	-230,000.00	0.00	0.00	0.00	-230,000.00	100.00 %
Health Insurance Expense								
001-0500-5040		580,440.12	580,440.12	47,282.48	94,564.96	0.00	485,875.16	83.71 %
Physical & Drug Screen Exp								
001-0500-5050		7,000.00	7,000.00	0.00	40.00	248.20	6,711.80	95.88 %
Uniform Expense								
001-0500-5055		15,000.00	15,000.00	864.29	1,325.57	-325.43	13,999.86	93.33 %
Travel & Training Expense								
001-0500-5060		25,000.00	25,000.00	1,055.44	1,291.92	264.52	23,443.56	93.77 %
Training Aids								
001-0500-5061		1,000.00	1,000.00	9.88	9.88	0.00	990.12	99.01 %
Category: E01 - Personnel Expense Total:		5,239,975.66	5,239,975.66	376,357.70	1,029,139.13	187.29	4,210,649.24	80.36 %

Budget Report

For Fiscal: 2025 Period Ending: 02/28/2025

Category: E10 - Building & Grounds Exp

<u>001-0500-5102</u>	Repairs & Maint - Building	29,700.00	29,700.00	4,596.51	7,960.87	1,091.82	20,647.31	69.52 %
<u>001-0500-5110</u>	Utilities - Electric	39,600.00	39,600.00	2,867.64	5,616.38	0.00	33,983.62	85.82 %
<u>001-0500-5111</u>	Utilities - Gas	6,500.00	6,500.00	1,091.94	1,615.90	0.00	4,884.10	75.14 %
<u>001-0500-5112</u>	Utilities - Water	10,260.00	10,260.00	842.44	1,616.65	0.00	8,643.35	84.24 %
<u>001-0500-5115</u>	Com Exp - Tel Landline, Interne	27,927.96	27,927.96	2,247.96	4,355.56	0.00	23,572.40	84.40 %
<u>001-0500-5116</u>	Communication Exp - Cellular	12,780.00	12,780.00	1,303.52	2,607.06	-800.00	10,972.94	85.86 %
<u>001-0500-5120</u>	Insurance - Property	39,547.00	39,547.00	0.00	0.00	0.00	39,547.00	100.00 %
<u>001-0500-5130</u>	Sanitation	2,900.00	2,900.00	157.06	313.81	0.00	2,586.19	89.18 %
<u>001-0500-5141</u>	Pest/Chem/Seed/Fert	2,000.00	2,000.00	0.00	0.00	0.00	2,000.00	100.00 %
<u>001-0500-5142</u>	Janitorial Supplies and Main	18,000.00	18,000.00	1,051.44	2,030.85	488.08	15,481.07	86.01 %
<u>001-0500-5145</u>	Tools	2,200.00	2,200.00	0.00	0.00	633.56	1,566.44	71.20 %
Category: E10 - Building & Grounds Exp Total:		191,414.96	191,414.96	14,158.51	26,117.08	1,413.46	163,884.42	85.62%

Category: E20 - Vehicle Expense

<u>001-0500-5200</u>	Fuel Expense	46,000.00	46,000.00	2,869.28	5,459.56	0.00	40,540.44	88.13 %
<u>001-0500-5210</u>	Service & Repair - Vehicle	11,000.00	11,000.00	22.35	22.35	68.74	10,908.91	99.17 %
<u>001-0500-5212</u>	Service & Repair - Equipment	6,000.00	6,000.00	233.68	233.68	65.86	5,700.46	95.01 %
<u>001-0500-5216</u>	Service & Repair - Apparatus	48,000.00	55,800.54	310.82	1,107.26	8,019.35	46,673.93	83.64 %
<u>001-0500-5218</u>	Tire Expense	10,000.00	10,000.00	0.00	25.00	-25.00	10,000.00	100.00 %
<u>001-0500-5225</u>	Insurance Expense - Vehicle	38,677.00	38,677.00	0.00	38,676.12	0.00	0.88	0.00 %
<u>001-0500-5230</u>	Radios	5,000.00	5,000.00	0.00	0.00	613.02	4,386.98	87.74 %
Category: E20 - Vehicle Expense Total:		164,677.00	172,477.54	3,436.13	45,523.97	8,741.97	118,211.60	68.54%

Category: E30 - Supply Expense

<u>001-0500-5300</u>	Supplies - Office	3,250.00	3,250.00	848.19	1,545.70	72.46	1,631.84	50.21 %
<u>001-0500-5302</u>	Supplies - Kitchen	1,200.00	1,200.00	80.66	94.06	289.55	816.39	68.03 %
<u>001-0500-5306</u>	Supplies - Food Allowance	65,700.00	65,700.00	4,357.85	9,546.66	72.02	56,081.32	85.36 %
<u>001-0500-5318</u>	Supplies - Foam	2,000.00	2,000.00	0.00	0.00	0.00	2,000.00	100.00 %
<u>001-0500-5320</u>	Supplies - Hazardous Mat'l	2,000.00	2,000.00	49.56	49.56	94.33	1,856.11	92.81 %
<u>001-0500-5323</u>	Material and Maint	45,000.00	45,000.00	4,463.78	4,813.33	-336.65	40,523.32	90.05 %
<u>001-0500-5350</u>	Postage Expense	150.00	150.00	143.79	143.79	0.00	6.21	4.14 %
Category: E30 - Supply Expense Total:		119,300.00	119,300.00	9,943.83	16,193.10	191.71	102,915.19	86.27%

Category: E40 - Operations Expense

<u>001-0500-5480</u>	Dues & Subscriptions	1,000.00	1,000.00	0.00	0.00	170.00	830.00	83.00 %
<u>001-0500-5530</u>	Safety Program	15,000.00	15,000.00	0.00	0.00	0.00	15,000.00	100.00 %
Category: E40 - Operations Expense Total:		16,000.00	16,000.00	0.00	0.00	170.00	15,830.00	98.94%

Category: E55 - Professional Services

<u>001-0500-5553</u>	Prof Services - Advertising	500.00	500.00	0.00	0.00	0.00	500.00	100.00 %
<u>001-0500-5589</u>	Prof Services - Printing	500.00	500.00	0.00	0.00	0.00	500.00	100.00 %
Category: E55 - Professional Services Total:		1,000.00	1,000.00	0.00	0.00	0.00	1,000.00	100.00%

	Original Total Budget	Current Total Budget	Period Activity	Fiscal Activity	Encumbrances	Variance Favorable (Unfavorable)	Percent Remaining
Category: E60 - Miscellaneous Expense							
001-0500-5604 Hardware - New & Renewals	6,000.00	6,000.00	5,229.35	5,229.35	0.00	770.65	12.84 %
001-0500-5608 Software - New & Renewals	19,000.00	19,000.00	5,892.00	5,892.00	0.00	13,108.00	68.99 %
Category: E60 - Miscellaneous Expense Total:	25,000.00	25,000.00	11,121.35	11,121.35	0.00	13,878.65	55.51 %
Category: E72 - Bond Expense							
Principal for Loans	228,746.00	228,746.00	19,503.52	38,943.52	0.00	189,802.48	82.98 %
Category: E72 - Bond Expense Total:	228,746.00	228,746.00	19,503.52	38,943.52	0.00	189,802.48	82.98 %
Category: E80 - Fixed Assets							
Capital Assets - Equipment	0.00	0.00	0.00	10,865.29	-10,865.29	0.00	0.00 %
Category: E80 - Fixed Assets Total:	0.00	0.00	0.00	10,865.29	-10,865.29	0.00	0.00 %
Category: E85 - Interest Expense							
Interest Expense	35,576.00	35,576.00	3,157.48	6,378.48	0.00	29,197.52	82.07 %
Category: E85 - Interest Expense Total:	35,576.00	35,576.00	3,157.48	6,378.48	0.00	29,197.52	82.07 %
Expense Total:	6,021,689.62	6,029,490.16	437,678.52	1,184,281.92	-160.86	4,845,369.10	80.36 %
Department: 0500 - Fire - Springhill Vol	-1,743,351.62	-1,751,152.16	-80,804.09	-472,560.49	160.86	1,278,752.53	73.02 %
Revenue							
Category: R15 - Taxes - Property							
Springhill VFD Assessment	55,000.00	55,000.00	417.48	1,153.06	0.00	-53,846.94	97.90 %
Category: R15 - Taxes - Property Total:	55,000.00	55,000.00	417.48	1,153.06	0.00	-53,846.94	97.90 %
Revenue Total:	55,000.00	55,000.00	417.48	1,153.06	0.00	-53,846.94	97.90 %
Expense							
Category: E30 - Supply Expense							
Material and Maint	50,000.00	50,000.00	659.20	659.20	0.00	49,340.80	98.68 %
Category: E30 - Supply Expense Total:	50,000.00	50,000.00	659.20	659.20	0.00	49,340.80	98.68 %
Expense Total:	50,000.00	50,000.00	659.20	659.20	0.00	49,340.80	98.68 %
Department: 0510 - Fire - Springhill Vol Surplus (Deficit):	5,000.00	5,000.00	-241.72	493.86	0.00	-4,506.14	90.12 %
Revenue							
Category: R40 - Fines & Forfeitures							
Intoximeter Revenue	780.00	780.00	67.14	134.28	0.00	-645.72	82.78 %
Category: R40 - Fines & Forfeitures Total:	780.00	780.00	67.14	134.28	0.00	-645.72	82.78 %
Category: R60 - Miscellaneous Revenue							
Miscellaneous Revenue	5,000.00	5,000.00	1,177.50	1,177.50	0.00	-3,822.50	76.45 %
Category: R60 - Miscellaneous Revenue Total:	5,000.00	5,000.00	1,177.50	1,177.50	0.00	-3,822.50	76.45 %
Category: R62 - Intergovernmental Tsfrs							
Xfer Designated Tax	1,695,155.00	1,695,155.00	141,263.00	282,526.00	0.00	-1,412,629.00	83.33 %

Budget Report

For Fiscal: 2025 Period Ending: 02/28/2025

	Original Total Budget	Current Total Budget	Period Activity	Fiscal Activity	Encumbrances	Variance Favorable (Unfavorable)	Percent Remaining
Category: R66 - Sale of Equipment							
001-0600-4900	1,695,155.00	1,695,155.00	141,263.00	282,526.00	0.00	-1,412,629.00	83.33%
Category: R62 - Intergovernmental Tsfrs Total:							
Sale of Capital Assets	0.00	0.00	15,700.00	15,700.00	0.00	15,700.00	0.00 %
Category: R70 - Grant Revenue							
001-0600-4700	26,700.00	26,700.00	9,096.05	17,545.57	0.00	-9,154.43	34.29 %
001-0600-4702	0.00	0.00	0.00	79,599.51	0.00	79,599.51	0.00 %
Category: R70 - Grant Revenue Total:							
Revenue Total:	1,727,635.00	1,727,635.00	167,303.69	396,682.86	0.00	-1,330,952.14	77.04%
Expense							
Category: E01 - Personnel Expense							
001-0600-5000	2,683,397.29	2,683,397.29	211,931.92	541,520.08	0.00	2,141,877.21	79.82 %
001-0600-5005	162,485.00	162,485.00	13,540.42	27,080.84	0.00	135,404.16	83.33 %
001-0600-5010	65,000.00	65,000.00	5,013.45	9,079.18	0.00	55,920.82	86.03 %
001-0600-5020	210,068.79	210,068.79	16,425.03	41,788.88	0.00	168,279.91	80.11 %
001-0600-5022	2,700.00	2,700.00	35.78	590.85	0.00	2,109.15	78.12 %
001-0600-5025	17,000.00	17,000.00	0.00	22,657.65	0.00	-5,657.65	-33.28 %
001-0600-5035	659,641.05	659,641.05	52,604.11	133,262.33	0.00	526,378.72	79.80 %
001-0600-5036	-180,000.00	-180,000.00	0.00	0.00	0.00	-180,000.00	100.00 %
001-0600-5040	459,528.84	459,528.84	32,712.30	66,540.90	0.00	392,987.94	85.52 %
001-0600-5050	3,000.00	3,000.00	613.85	1,138.85	126.00	1,735.15	57.84 %
001-0600-5055	16,000.00	16,000.00	877.76	2,233.95	-222.35	13,988.40	87.43 %
001-0600-5056	15,840.00	15,840.00	1,260.00	2,460.00	0.00	13,380.00	84.47 %
001-0600-5057	20,000.00	20,000.00	1,061.62	1,061.62	0.00	18,938.38	94.69 %
001-0600-5060	28,000.00	28,000.00	409.52	2,343.04	3,331.48	22,325.48	79.73 %
001-0600-5065	500.00	500.00	0.00	0.00	0.00	500.00	100.00 %
Category: E01 - Personnel Expense Total:							
Category: E01 - Personnel Expense Total:	4,163,160.97	4,163,160.97	336,485.76	851,758.17	3,235.13	3,308,167.67	79.46%
Category: E10 - Building & Grounds Exp							
001-0600-5102	25,200.00	25,200.00	2,294.86	3,585.00	1,710.86	19,904.14	78.98 %
001-0600-5110	27,600.00	27,600.00	1,858.47	3,622.94	0.00	23,977.06	86.87 %
001-0600-5111	3,000.00	3,000.00	359.69	573.14	0.00	2,426.86	80.90 %
001-0600-5112	5,400.00	5,400.00	368.16	706.70	0.00	4,693.30	86.91 %
001-0600-5115	15,300.00	15,300.00	1,077.59	2,088.31	0.00	13,211.69	86.35 %
001-0600-5116	47,580.00	47,580.00	4,372.24	8,739.33	-2,800.00	41,640.67	87.52 %
001-0600-5120	12,998.00	12,998.00	0.00	0.00	0.00	12,998.00	100.00 %
001-0600-5130	1,800.00	1,800.00	157.06	313.81	0.00	1,486.19	82.57 %
001-0600-5142	5,000.00	5,000.00	792.72	1,943.19	-575.00	3,631.81	72.64 %
Category: E10 - Building & Grounds Exp Total:							
Category: E10 - Building & Grounds Exp Total:	143,878.00	143,878.00	11,280.79	21,572.42	-1,664.14	123,969.72	86.16%
Category: E20 - Vehicle Expense							
001-0600-5200	186,000.00	186,000.00	14,065.44	28,778.00	0.00	157,222.00	84.53 %

Budget Report

	Original Total Budget	Current Total Budget	Period Activity	Fiscal Activity	Encumbrances	Variance Favorable (Unfavorable)	Percent Remaining
<u>001-0600-5210</u>	24,012.00	24,012.00	4,045.90	9,445.91	-312.70	14,878.79	61.96 %
<u>001-0600-5212</u>	1,500.00	1,500.00	0.00	0.00	0.00	1,500.00	100.00 %
<u>001-0600-5213</u>	3,000.00	3,000.00	0.00	0.00	0.00	3,000.00	100.00 %
<u>001-0600-5214</u>	750.00	750.00	0.00	0.00	0.00	750.00	100.00 %
<u>001-0600-5218</u>	15,000.00	15,000.00	0.00	0.00	0.00	15,000.00	100.00 %
<u>001-0600-5225</u>	30,638.00	30,638.00	0.00	33,455.17	0.00	-2,817.17	-9.20 %
<u>001-0600-5230</u>	5,000.00	5,000.00	0.00	0.00	0.00	5,000.00	100.00 %
<u>001-0600-5245</u>	60,000.00	60,000.00	4,390.77	13,152.48	0.00	46,847.52	78.08 %
Category: E20 - Vehicle Expense Total:	325,900.00	325,900.00	22,502.11	84,831.56	-312.70	241,381.14	74.07%
<u>001-0600-5300</u>	6,000.00	6,000.00	220.39	952.92	231.50	4,815.58	80.26 %
<u>001-0600-5310</u>	20,000.00	20,000.00	0.00	0.00	0.00	20,000.00	100.00 %
<u>001-0600-5312</u>	18,000.00	18,000.00	0.00	0.00	0.00	18,000.00	100.00 %
<u>001-0600-5314</u>	10,000.00	10,000.00	3,243.93	3,243.93	0.00	6,756.07	67.56 %
<u>001-0600-5322</u>	2,900.00	2,900.00	107.85	107.85	29.36	2,762.79	95.27 %
<u>001-0600-5350</u>	800.00	800.00	113.24	128.44	-3.17	674.73	84.34 %
<u>001-0600-5380</u>	500.00	500.00	0.00	0.00	0.00	500.00	100.00 %
Category: E30 - Supply Expense	58,200.00	58,200.00	3,685.41	4,433.14	257.69	53,509.17	91.94%
<u>001-0600-5480</u>	2,000.00	2,000.00	95.00	745.00	0.00	1,255.00	62.75 %
<u>001-0600-5525</u>	5,900.00	5,900.00	150.99	150.99	0.00	5,749.01	97.44 %
<u>001-0600-5530</u>	2,000.00	2,000.00	0.00	0.00	0.00	2,000.00	100.00 %
<u>001-0600-5531</u>	980.00	980.00	0.00	0.00	0.00	980.00	100.00 %
Category: E40 - Operations Expense	10,880.00	10,880.00	245.99	895.99	0.00	9,984.01	91.76%
<u>001-0600-5553</u>	500.00	500.00	0.00	0.00	0.00	500.00	100.00 %
<u>001-0600-5586</u>	6,000.00	6,000.00	1,680.09	1,860.18	44.00	4,095.82	68.26 %
<u>001-0600-5589</u>	500.00	500.00	0.00	49.44	0.00	450.56	90.11 %
Category: E55 - Professional Services	7,000.00	7,000.00	1,680.09	1,909.62	44.00	5,046.38	72.09%
<u>001-0600-5604</u>	18,500.00	18,500.00	42.84	42.84	0.00	18,457.16	99.77 %
<u>001-0600-5608</u>	40,702.00	40,702.00	25,463.40	46,568.40	119.99	-5,986.39	-14.71 %
<u>001-0600-5616</u>	500.00	500.00	0.00	0.00	0.00	500.00	100.00 %
<u>001-0600-5617</u>	800.00	800.00	0.00	0.00	0.00	800.00	100.00 %
Category: E60 - Miscellaneous Expense	60,502.00	60,502.00	25,506.24	46,611.24	119.99	13,770.77	22.76%
<u>001-0600-5700</u>	7,000.00	7,000.00	0.00	0.00	186.21	6,813.79	97.34 %
<u>001-0600-5705</u>	26,700.00	26,700.00	2,792.07	18,099.36	1,931.37	5,669.27	24.98 %
Category: E70 - Grant Expense	33,700.00	33,700.00	2,792.07	18,099.36	2,117.58	13,483.06	40.01%

Budget Report

For Fiscal: 2025 Period Ending: 02/28/2025

	Original Total Budget	Current Total Budget	Period Activity	Fiscal Activity	Encumbrances	Variance Favorable (Unfavorable)	Percent Remaining
Category: E72 - Bond Expense							
Principal for Loans	111,325.00	111,325.00	9,820.71	19,624.59	0.00	91,700.41	82.37 %
Category: E72 - Bond Expense Total:	111,325.00	111,325.00	9,820.71	19,624.59	0.00	91,700.41	82.37 %
Category: E80 - Fixed Assets							
Right to Use Asset	498,000.00	498,000.00	46,982.41	100,375.09	0.00	397,624.91	79.84 %
Category: E80 - Fixed Assets Total:	498,000.00	498,000.00	46,982.41	100,375.09	0.00	397,624.91	79.84 %
Category: E85 - Interest Expense							
Interest Expense	98,663.51	98,663.51	447.87	912.57	0.00	97,750.94	99.08 %
Category: E85 - Interest Expense Total:	98,663.51	98,663.51	447.87	912.57	0.00	97,750.94	99.08 %
Expense Total:	5,511,209.48	5,511,209.48	461,429.45	1,151,023.75	3,797.55	4,356,388.18	79.05 %
Department: 0600 - Police - Dispatch	-3,783,574.48	-3,783,574.48	-294,125.76	-754,340.89	-3,797.55	3,025,436.04	79.96 %
Expense							
Category: E01 - Personnel Expense							
Salary Expense	321,569.47	321,569.47	24,498.75	60,067.17	0.00	261,502.30	81.32 %
Overtime Expense	1,000.00	1,000.00	0.00	0.00	0.00	1,000.00	100.00 %
FICA Expense	24,370.56	24,370.56	1,801.77	4,450.36	0.00	19,920.20	81.74 %
Unemployment Expense	420.00	420.00	26.84	97.97	0.00	322.03	76.67 %
Worker's Comp Expense	16,000.00	16,000.00	0.00	18,838.17	0.00	-2,838.17	-17.74 %
APERS Expense	48,804.84	48,804.84	3,753.20	9,202.24	0.00	39,602.60	81.14 %
Health Insurance Expense	73,152.06	73,152.06	5,523.22	11,046.44	0.00	62,105.62	84.90 %
Category: E01 - Personnel Expense Total:	485,316.93	485,316.93	35,603.78	103,702.35	0.00	381,614.58	78.63 %
Expense Total:	485,316.93	485,316.93	35,603.78	103,702.35	0.00	381,614.58	78.63 %
Department: 0610 - Police - SRO	485,316.93	485,316.93	35,603.78	103,702.35	0.00	381,614.58	78.63 %
Revenue							
Category: R64 - Reimbursement							
Reimbursement Rev- SRO	386,000.00	386,000.00	0.00	0.00	0.00	-386,000.00	100.00 %
Category: R64 - Reimbursement Total:	386,000.00	386,000.00	0.00	0.00	0.00	-386,000.00	100.00 %
Revenue Total:	386,000.00	386,000.00	0.00	0.00	0.00	-386,000.00	100.00 %
Expense							
Category: E01 - Personnel Expense							
Salary Expense	490,594.06	490,594.06	37,837.65	113,788.88	0.00	376,805.18	76.81 %
Overtime Expense	3,000.00	3,000.00	1,682.92	2,165.28	0.00	834.72	27.82 %
FICA Expense	37,759.95	37,759.95	2,957.90	8,760.26	0.00	28,999.69	76.80 %
Unemployment Expense	540.00	540.00	1.97	111.99	0.00	428.01	79.26 %
Worker's Comp Expense	7,900.00	7,900.00	0.00	10,039.62	0.00	-2,139.62	-27.08 %
LOPFI Expense	118,459.57	118,459.57	9,535.34	23,829.86	0.00	94,629.71	79.88 %

Budget Report

	Original Total Budget	Current Total Budget	Period Activity	Fiscal Activity	Encumbrances	Variance Favorable (Unfavorable)	Percent Remaining
001-0620-5036	-35,000.00	-35,000.00	0.00	0.00	0.00	-35,000.00	100.00 %
001-0620-5040	113,688.72	113,688.72	8,357.68	14,482.76	0.00	99,205.96	87.26 %
001-0620-5050	500.00	500.00	0.00	0.00	0.00	500.00	100.00 %
001-0620-5056	9,000.00	9,000.00	210.00	778.95	0.00	8,221.05	91.35 %
001-0620-5060	15,000.00	15,000.00	3,870.00	4,210.00	2,200.80	8,589.20	57.26 %
Category: E01 - Personnel Expense Total:	761,442.30	761,442.30	64,453.46	178,167.60	2,200.80	581,073.90	76.31%
Category: E10 - Building & Grounds Exp							
001-0620-5116	9,600.00	9,600.00	450.53	901.06	-750.00	9,448.94	98.43 %
Category: E10 - Building & Grounds Exp Total:	9,600.00	9,600.00	450.53	901.06	-750.00	9,448.94	98.43%
Category: E60 - Miscellaneous Expense							
001-0620-5608	2,500.00	2,500.00	0.00	0.00	0.00	2,500.00	100.00 %
Category: E60 - Miscellaneous Expense Total:	2,500.00	2,500.00	0.00	0.00	0.00	2,500.00	100.00%
Expense Total:	773,542.30	773,542.30	64,903.99	179,068.66	1,450.80	593,022.84	76.66%
Department: 0620 - Police - SRO Surplus (Deficit):	-387,542.30	-387,542.30	-64,903.99	-179,068.66	-1,450.80	207,022.84	53.42%
Department: 0630 - Police - K9 Expense							
Category: E30 - Supply Expense							
001-0630-5306	1,800.00	1,800.00	249.31	509.81	-37.44	1,327.63	73.76 %
Category: E30 - Supply Expense Total:	1,800.00	1,800.00	249.31	509.81	-37.44	1,327.63	73.76%
Category: E40 - Operations Expense							
001-0630-5500	5,500.00	5,500.00	145.41	1,970.52	-45.80	3,575.28	65.01 %
Category: E40 - Operations Expense Total:	5,500.00	5,500.00	145.41	1,970.52	-45.80	3,575.28	65.01%
Category: E55 - Professional Services							
001-0630-5592	3,000.00	3,000.00	302.59	677.93	0.00	2,322.07	77.40 %
Category: E55 - Professional Services Total:	3,000.00	3,000.00	302.59	677.93	0.00	2,322.07	77.40%
Expense Total:	10,300.00	10,300.00	697.31	3,158.26	-83.24	7,224.98	70.15%
Department: 0630 - Police - K9 Total:	10,300.00	10,300.00	697.31	3,158.26	-83.24	7,224.98	70.15%
Fund: 001 - General Fund Surplus (Deficit):	5.36	-160,011.37	3,353.43	-563,992.10	-638,671.48	-1,042,652.21	-651.61%
Fund: 002 - Sales Tax Fund							
Department: 0100 - Administration Revenue							
Category: R10 - Taxes - Sales							
002-0100-4105	6,647,600.00	6,647,600.00	599,785.15	1,133,295.28	0.00	-5,514,304.72	82.95 %
Category: R10 - Taxes - Sales Total:	6,647,600.00	6,647,600.00	599,785.15	1,133,295.28	0.00	-5,514,304.72	82.95%
Revenue Total:	6,647,600.00	6,647,600.00	599,785.15	1,133,295.28	0.00	-5,514,304.72	82.95%

Budget Report

For Fiscal: 2025 Period Ending: 02/28/2025

Expense		Original Total Budget	Current Total Budget	Period Activity	Fiscal Activity	Encumbrances	Variance		Percent Remaining
Category: E62 - Intergovernmental Tsfr							Favorable	(Unfavorable)	
Xfer to General									
Category: E62 - Intergovernmental Tsfr Total:		6,647,600.00	6,647,600.00	565,052.00	1,130,104.00	0.00	5,517,496.00		83.00 %
Expense Total:		6,647,600.00	6,647,600.00	565,052.00	1,130,104.00	0.00	5,517,496.00		83.00%
Department: 0100 - Administration Surplus (Deficit):		0.00	0.00	34,733.15	3,191.28	0.00	3,191.28		0.00%
Fund: 002 - Sales Tax Fund Surplus (Deficit):		0.00	0.00	34,733.15	3,191.28	0.00	3,191.28		0.00%
Fund: 003 - Franchise Fees Fund									
Department: 0100 - Administration									
Revenue									
Category: R50 - Sale of Services									
AT&T / SW Bell Franchise Fee		80,000.00	80,000.00	4,405.08	4,405.08	0.00	-75,594.92		94.49 %
Centerpoint Energy Franchise Fee		250,000.00	250,000.00	51,943.85	91,170.27	0.00	-158,829.73		63.53 %
Fidelity Franchise Fee		15,000.00	15,000.00	8,143.76	8,143.76	0.00	-6,856.24		45.71 %
Comcast Cable Franchise Fee		75,000.00	75,000.00	0.00	12,809.38	0.00	-62,190.62		82.92 %
Entergy Franchise Fee		606,000.00	606,000.00	67,077.11	123,862.56	0.00	-482,137.44		79.56 %
First Electric Franchise Fee		300,000.00	300,000.00	39,198.15	72,541.10	0.00	-227,458.90		75.82 %
Windstream Franchise Fee		15,000.00	15,000.00	0.00	3,342.23	0.00	-11,657.77		77.72 %
Category: R50 - Sale of Services Total:		1,341,000.00	1,341,000.00	170,767.95	316,274.38	0.00	-1,024,725.62		76.42%
Revenue Total:		1,341,000.00	1,341,000.00	170,767.95	316,274.38	0.00	-1,024,725.62		76.42%
Expense									
Category: E62 - Intergovernmental Tsfr									
Xfer to General									
Category: E62 - Intergovernmental Tsfr Total:		258,600.00	258,600.00	21,550.00	43,100.00	0.00	215,500.00		83.33 %
Expense Total:		258,600.00	258,600.00	21,550.00	43,100.00	0.00	215,500.00		83.33%
Department: 0100 - Administration Surplus (Deficit):		1,082,400.00	1,082,400.00	149,217.95	273,174.38	0.00	-809,225.62		74.76%
Department: 0800 - Street									
Expense									
Category: E62 - Intergovernmental Tsfr									
Xfer to Fund Bond Funds									
Category: E62 - Intergovernmental Tsfr Total:		1,082,128.76	1,082,128.76	89,270.78	184,017.59	383,862.50	514,248.67		47.52 %
Expense Total:		1,082,128.76	1,082,128.76	89,270.78	184,017.59	383,862.50	514,248.67		47.52%
Department: 0800 - Street Total:		1,082,128.76	1,082,128.76	89,270.78	184,017.59	383,862.50	514,248.67		47.52%
Fund: 003 - Franchise Fees Fund Surplus (Deficit):		271.24	271.24	59,947.17	89,156.79	-383,862.50	-294,976.95		88,751.27%

Budget Report

For Fiscal: 2025 Period Ending: 02/28/2025

Fund: 005 - Designated Tax Fund

Department: 0200 - Animal Control

Revenue

Category: R10 - Taxes - Sales

Designated Tax - AC

005-0200-4100

Category: R10 - Taxes - Sales Total:

Revenue Total:

Expense

Category: E62 - Intergovernmental Tsfr

Xfer to General - AC

005-0200-5620

Category: E62 - Intergovernmental Tsfr Total:

Expense Total:

Department: 0200 - Animal Control Surplus (Deficit):

Department: 0400 - Parks

Revenue

Category: R10 - Taxes - Sales

Designated Tax - Park

005-0400-4100

Category: R10 - Taxes - Sales Total:

Revenue Total:

Expense

Category: E62 - Intergovernmental Tsfr

Xfer to General - Park

005-0400-5620

Category: E62 - Intergovernmental Tsfr Total:

Expense Total:

Department: 0400 - Parks Surplus (Deficit):

Department: 0500 - Fire

Revenue

Category: R10 - Taxes - Sales

Designated Tax - Fire

005-0500-4100

Category: R10 - Taxes - Sales Total:

Revenue Total:

Expense

Category: E62 - Intergovernmental Tsfr

Xfer to General - Fire

005-0500-5620

Category: E62 - Intergovernmental Tsfr Total:

Expense Total:

Department: 0500 - Fire Surplus (Deficit):

	Original Total Budget	Current Total Budget	Period Activity	Fiscal Activity	Encumbrances	Variance Favorable (Unfavorable)	Percent Remaining
	678,062.00	678,062.00	59,978.52	113,329.53	0.00	-564,732.47	83.29 %
Category: R10 - Taxes - Sales Total:	678,062.00	678,062.00	59,978.52	113,329.53	0.00	-564,732.47	83.29%
Revenue Total:	678,062.00	678,062.00	59,978.52	113,329.53	0.00	-564,732.47	83.29%
	678,062.00	678,062.00	56,505.00	113,010.00	0.00	565,052.00	83.33 %
Category: E62 - Intergovernmental Tsfr Total:	678,062.00	678,062.00	56,505.00	113,010.00	0.00	565,052.00	83.33%
Expense Total:	678,062.00	678,062.00	56,505.00	113,010.00	0.00	565,052.00	83.33%
Department: 0200 - Animal Control Surplus (Deficit):	0.00	0.00	3,473.52	319.53	0.00	319.53	0.00%
	678,062.00	678,062.00	59,978.52	113,329.53	0.00	-564,732.47	83.29 %
Category: R10 - Taxes - Sales Total:	678,062.00	678,062.00	59,978.52	113,329.53	0.00	-564,732.47	83.29%
Revenue Total:	678,062.00	678,062.00	59,978.52	113,329.53	0.00	-564,732.47	83.29%
	678,062.00	678,062.00	56,505.00	113,010.00	0.00	565,052.00	83.33 %
Category: E62 - Intergovernmental Tsfr Total:	678,062.00	678,062.00	56,505.00	113,010.00	0.00	565,052.00	83.33%
Expense Total:	678,062.00	678,062.00	56,505.00	113,010.00	0.00	565,052.00	83.33%
Department: 0400 - Parks Surplus (Deficit):	0.00	0.00	3,473.52	319.53	0.00	319.53	0.00%
	1,695,155.00	1,695,155.00	149,946.29	283,323.82	0.00	-1,411,831.18	83.29 %
Category: R10 - Taxes - Sales Total:	1,695,155.00	1,695,155.00	149,946.29	283,323.82	0.00	-1,411,831.18	83.29%
Revenue Total:	1,695,155.00	1,695,155.00	149,946.29	283,323.82	0.00	-1,411,831.18	83.29%
	1,695,155.00	1,695,155.00	141,263.00	282,526.00	0.00	1,412,629.00	83.33 %
Category: E62 - Intergovernmental Tsfr Total:	1,695,155.00	1,695,155.00	141,263.00	282,526.00	0.00	1,412,629.00	83.33%
Expense Total:	1,695,155.00	1,695,155.00	141,263.00	282,526.00	0.00	1,412,629.00	83.33%
Department: 0500 - Fire Surplus (Deficit):	0.00	0.00	8,683.29	797.82	0.00	797.82	0.00%

Budget Report

For Fiscal: 2025 Period Ending: 02/28/2025

		Original Total Budget	Current Total Budget	Period Activity	Fiscal Activity	Encumbrances	Variance Favorable (Unfavorable)	Percent Remaining
Department: 0600 - Police								
Revenue								
Category: R10 - Taxes - Sales								
Designated Tax - Police								
<u>005-0600-4100</u>								
Category: R10 - Taxes - Sales Total:		1,695,155.00	1,695,155.00	149,946.29	283,323.82	0.00	-1,411,831.18	83.29 %
Revenue Total:		1,695,155.00	1,695,155.00	149,946.29	283,323.82	0.00	-1,411,831.18	83.29%
Expense								
Category: E62 - Intergovernmental Tsfr								
Xfer to General - Police								
<u>005-0600-5620</u>								
Category: E62 - Intergovernmental Tsfr Total:		1,695,155.00	1,695,155.00	141,263.00	282,526.00	0.00	1,412,629.00	83.33 %
Expense Total:		1,695,155.00	1,695,155.00	141,263.00	282,526.00	0.00	1,412,629.00	83.33%
Department: 0600 - Police Surplus (Deficit):		0.00	0.00	8,683.29	797.82	0.00	797.82	0.00%
Department: 0800 - Street								
Revenue								
Category: R10 - Taxes - Sales								
Designated Tax - Street								
<u>005-0800-4100</u>								
Category: R10 - Taxes - Sales Total:		2,034,860.00	2,034,860.00	179,935.53	339,988.58	0.00	-1,694,871.42	83.29 %
Revenue Total:		2,034,860.00	2,034,860.00	179,935.53	339,988.58	0.00	-1,694,871.42	83.29%
Expense								
Category: E62 - Intergovernmental Tsfr								
Xfer to Street								
<u>005-0800-5620</u>								
Category: E62 - Intergovernmental Tsfr Total:		2,034,860.00	2,034,860.00	169,516.00	339,032.00	0.00	1,695,828.00	83.34 %
Expense Total:		2,034,860.00	2,034,860.00	169,516.00	339,032.00	0.00	1,695,828.00	83.34%
Department: 0800 - Street Surplus (Deficit):		0.00	0.00	10,419.53	956.58	0.00	956.58	0.00%
Fund: 005 - Designated Tax Fund Surplus (Deficit):		0.00	0.00	34,733.15	3,191.28	0.00	3,191.28	0.00%
Fund: 020 - Animal Control Donation								
Department: 0200 - Animal Control								
Revenue								
Category: R68 - Donation Revenue								
Donation Revenue Ord 2011-24								
<u>020-0200-4680</u>								
Category: R68 - Donation Revenue Total:		2,500.00	2,500.00	0.00	0.00	0.00	-2,500.00	100.00 %
Revenue Total:		2,500.00	2,500.00	0.00	0.00	0.00	-2,500.00	100.00%

Budget Report

Expense	Original Total Budget	Current Total Budget	Period Activity	Fiscal Activity	Encumbrances	Variance Favorable (Unfavorable)	Percent Remaining
Category: E55 - Professional Services							
AC Donation Expense							
Category: E55 - Professional Services Total:	2,500.00	2,500.00	0.00	0.00	0.00	2,500.00	100.00 %
Expense Total:	2,500.00	2,500.00	0.00	0.00	0.00	2,500.00	100.00%
Department: 0200 - Animal Control Surplus (Deficit):	0.00	0.00	0.00	0.00	0.00	0.00	0.00%
Fund: 020 - Animal Control Donation Surplus (Deficit):	0.00	0.00	0.00	0.00	0.00	0.00	0.00%
Fund: 030 - Act 1256 of 1995 Court							
Department: 0300 - Court							
Revenue							
Category: R40 - Fines & Forfeitures							
Act 1256 Civil Division	71,250.00	71,250.00	3,760.00	5,355.00	0.00	-65,895.00	92.48 %
Act 1256 District Court Rev	330,000.00	330,000.00	37,150.64	85,588.57	0.00	-244,411.43	74.06 %
Category: R40 - Fines & Forfeitures Total:	401,250.00	401,250.00	40,910.64	90,943.57	0.00	-310,306.43	77.33%
Revenue Total:	401,250.00	401,250.00	40,910.64	90,943.57	0.00	-310,306.43	77.33%
Expense							
Category: E01 - Personnel Expense							
Act 1256 Judge Retirement	5,200.00	5,200.00	394.84	789.68	0.00	4,410.32	84.81 %
Category: E01 - Personnel Expense Total:	5,200.00	5,200.00	394.84	789.68	0.00	4,410.32	84.81%
Category: E40 - Operations Expense							
Act 316 of 1991 Expense	250.00	250.00	18.12	36.24	0.00	213.76	85.50 %
Act 918 of 1983 Expense	17,500.00	17,500.00	1,342.64	2,685.28	0.00	14,814.72	84.66 %
Act 1256 Co Admin of Justice	140,500.00	140,500.00	10,741.60	21,483.20	0.00	119,016.80	84.71 %
Act 1256 Court Costs	15,250.00	15,250.00	1,181.04	2,362.08	0.00	12,887.92	84.51 %
Act 1256 City Attorney	28,500.00	28,500.00	2,190.68	4,381.36	0.00	24,118.64	84.63 %
Act 1256 DFA (State)	167,150.00	167,150.00	23,007.98	55,138.25	0.00	112,011.75	67.01 %
Act 1256 Ordinance 89-15	26,000.00	26,000.00	1,966.60	3,933.20	0.00	22,066.80	84.87 %
Act 1256 Intoximeter Expense	900.00	900.00	67.14	134.28	0.00	765.72	85.08 %
Category: E40 - Operations Expense Total:	396,050.00	396,050.00	40,515.80	90,153.89	0.00	305,896.11	77.24%
Expense Total:	401,250.00	401,250.00	40,910.64	90,943.57	0.00	310,306.43	77.33%
Department: 0300 - Court Surplus (Deficit):	0.00	0.00	0.00	0.00	0.00	0.00	0.00%
Fund: 030 - Act 1256 of 1995 Court Surplus (Deficit):	0.00	0.00	0.00	0.00	0.00	0.00	0.00%

Fund: 031 - Act 1809 of 2001 Court Auto

Department: 0300 - Court

Revenue

Category: R40 - Fines & Forfeitures

031-0300-4408 Act 1809 of 2001 Revenue

Category: R40 - Fines & Forfeitures Total:

Revenue Total:

Expense

Category: E60 - Miscellaneous Expense

Software - New & Renewals

Category: E60 - Miscellaneous Expense Total:

Expense Total:

Department: 0300 - Court Surplus (Deficit):

Fund: 031 - Act 1809 of 2001 Court Auto Surplus (Deficit):

Fund: 045 - Park 1/8 SalesTax O & M

Department: 0400 - Parks

Revenue

Category: R10 - Taxes - Sales

Park 1/8 Sales Tax

Category: R10 - Taxes - Sales Total:

Revenue Total:

Expense

Category: E62 - Intergovernmental Tsfr

Xfer to General

Category: E62 - Intergovernmental Tsfr Total:

Expense Total:

Department: 0400 - Parks Surplus (Deficit):

Fund: 045 - Park 1/8 SalesTax O & M Surplus (Deficit):

Fund: 051 - Act 833 of 1991 Fire

Department: 0500 - Fire

Revenue

Category: R15 - Taxes - Property

State Turnback

Category: R15 - Taxes - Property Total:

Revenue Total:

Budget Report

For Fiscal: 2025 Period Ending: 02/28/2025

Expense	Original Total Budget	Current Total Budget	Period Activity	Fiscal Activity	Encumbrances	Variance Favorable (Unfavorable)	Percent Remaining
Category: E40 - Operations Expense Act 833 Expense <u>051-0500-5410</u>							
Category: E40 - Operations Expense Total:	28,000.00	28,000.00	0.00	0.00	0.00	28,000.00	100.00 %
Expense Total:	28,000.00	28,000.00	0.00	0.00	0.00	28,000.00	100.00%
Department: 0500 - Fire Surplus (Deficit):	0.00	0.00	0.00	0.00	0.00	0.00	0.00%
Fund: 051 - Act 833 of 1991 Fire Surplus (Deficit):	0.00	0.00	0.00	0.00	0.00	0.00	0.00%
Fund: 055 - Fire 3/8 SalesTax Department: 0500 - Fire Revenue Category: R10 - Taxes - Sales Fire 3/8 Sales Tax <u>055-0500-4120</u>							
Category: R10 - Taxes - Sales Total:	2,492,850.00	2,492,850.00	224,919.43	424,985.72	0.00	-2,067,864.28	82.95 %
Revenue Total:	2,492,850.00	2,492,850.00	224,919.43	424,985.72	0.00	-2,067,864.28	82.95%
Expense Category: E62 - Intergovernmental Tsfr Xfer to General <u>055-0500-5620</u>							
Category: E62 - Intergovernmental Tsfr Total:	2,492,850.00	2,492,850.00	211,894.00	423,788.00	0.00	2,069,062.00	83.00 %
Expense Total:	2,492,850.00	2,492,850.00	211,894.00	423,788.00	0.00	2,069,062.00	83.00%
Department: 0500 - Fire Surplus (Deficit):	0.00	0.00	13,025.43	1,197.72	0.00	1,197.72	0.00%
Fund: 055 - Fire 3/8 SalesTax Surplus (Deficit):	0.00	0.00	13,025.43	1,197.72	0.00	1,197.72	0.00%
Fund: 061 - Act 918 of 1983 Police Department: 0600 - Police Revenue Category: R40 - Fines & Forfeitures Admin of Justice Revenue <u>061-0600-4410</u>							
Category: R40 - Fines & Forfeitures Total:	15,000.00	15,000.00	1,342.64	2,685.28	0.00	-12,314.72	82.10 %
Revenue Total:	15,000.00	15,000.00	1,342.64	2,685.28	0.00	-12,314.72	82.10%
Expense Category: E60 - Miscellaneous Expense Miscellaneous Expense <u>061-0600-5600</u>							
Category: E60 - Miscellaneous Expense Total:	15,000.00	15,000.00	0.00	0.00	0.00	15,000.00	100.00 %
Expense Total:	15,000.00	15,000.00	0.00	0.00	0.00	15,000.00	100.00%
Department: 0600 - Police Surplus (Deficit):	0.00	0.00	1,342.64	2,685.28	0.00	2,685.28	0.00%
Fund: 061 - Act 918 of 1983 Police Surplus (Deficit):	0.00	0.00	1,342.64	2,685.28	0.00	2,685.28	0.00%

Budget Report

For Fiscal: 2025 Period Ending: 02/28/2025

Fund: 062 - Act 988 of 1991 Emerg Veh
Department: 0600 - Police

Revenue

Category: R40 - Fines & Forfeitures

Act 988 of 1991 Revenue

Category: R40 - Fines & Forfeitures Total:

Revenue Total:

Expense

Category: E40 - Operations Expense

Act 988 Expense

Category: E40 - Operations Expense Total:

Expense Total:

Department: 0600 - Police Surplus (Deficit):

Fund: 062 - Act 988 of 1991 Emerg Veh Surplus (Deficit):

Fund: 068 - State Drug Control
Department: 0600 - Police

Revenue

Category: R40 - Fines & Forfeitures

Drug Seizure Revenue

Category: R40 - Fines & Forfeitures Total:

Revenue Total:

Expense

Category: E60 - Miscellaneous Expense

Miscellaneous Expense

Category: E60 - Miscellaneous Expense Total:

Expense Total:

Department: 0600 - Police Surplus (Deficit):

Fund: 068 - State Drug Control Surplus (Deficit):

Fund: 080 - Street Fund

Department: 0140 - Stormwater

Expense

Category: E01 - Personnel Expense

Salary Expense

Overtime Expense

FICA Expense

Unemployment Expense

Worker's Comp Expense

APERS Expense

Category: E01 - Personnel Expense

Category: E01 - Personnel Expense

Category: E01 - Personnel Expense

Category: E01 - Personnel Expense

Category: E01 - Personnel Expense

Category: E01 - Personnel Expense

	Original Total Budget	Current Total Budget	Period Activity	Fiscal Activity	Encumbrances	Variance Favorable (Unfavorable)	Percent Remaining
	12,000.00	12,000.00	302.50	874.00	0.00	-11,126.00	92.72 %
Category: R40 - Fines & Forfeitures Total:	12,000.00	12,000.00	302.50	874.00	0.00	-11,126.00	92.72 %
Revenue Total:	12,000.00	12,000.00	302.50	874.00	0.00	-11,126.00	92.72 %
	12,000.00	12,000.00	0.00	0.00	0.00	12,000.00	100.00 %
Category: E40 - Operations Expense Total:	12,000.00	12,000.00	0.00	0.00	0.00	12,000.00	100.00 %
Expense Total:	12,000.00	12,000.00	0.00	0.00	0.00	12,000.00	100.00 %
Department: 0600 - Police Surplus (Deficit):	0.00	0.00	302.50	874.00	0.00	874.00	0.00 %
Fund: 062 - Act 988 of 1991 Emerg Veh Surplus (Deficit):	0.00	0.00	302.50	874.00	0.00	874.00	0.00 %
	2,500.00	2,500.00	1,908.00	1,908.00	0.00	-592.00	23.68 %
Category: R40 - Fines & Forfeitures Total:	2,500.00	2,500.00	1,908.00	1,908.00	0.00	-592.00	23.68 %
Revenue Total:	2,500.00	2,500.00	1,908.00	1,908.00	0.00	-592.00	23.68 %
	2,500.00	2,500.00	0.00	0.00	0.00	2,500.00	100.00 %
Category: E60 - Miscellaneous Expense Total:	2,500.00	2,500.00	0.00	0.00	0.00	2,500.00	100.00 %
Expense Total:	2,500.00	2,500.00	0.00	0.00	0.00	2,500.00	100.00 %
Department: 0600 - Police Surplus (Deficit):	0.00	0.00	1,908.00	1,908.00	0.00	1,908.00	0.00 %
Fund: 068 - State Drug Control Surplus (Deficit):	0.00	0.00	1,908.00	1,908.00	0.00	1,908.00	0.00 %
	353,559.81	353,559.81	26,956.63	66,733.52	0.00	286,826.29	81.13 %
Category: E01 - Personnel Expense	353,559.81	353,559.81	26,956.63	66,733.52	0.00	286,826.29	81.13 %
Salary Expense	695.00	695.00	16.69	282.36	0.00	412.64	59.37 %
Overtime Expense	27,100.51	27,100.51	2,014.31	5,028.51	0.00	22,072.00	81.44 %
FICA Expense	480.00	480.00	12.64	84.32	0.00	395.68	82.43 %
Unemployment Expense	600.00	600.00	0.00	345.88	0.00	254.12	42.35 %
Worker's Comp Expense	54,271.85	54,271.85	4,132.71	10,267.72	0.00	44,004.13	81.08 %
APERS Expense							

Budget Report

	Original Total Budget	Current Total Budget	Period Activity	Fiscal Activity	Encumbrances	Variance Favorable (Unfavorable)	Percent Remaining
080-0140-5040	71,545.92	71,545.92	5,407.91	10,815.94	0.00	60,729.98	84.88 %
080-0140-5050	300.00	300.00	0.00	0.00	0.00	300.00	100.00 %
080-0140-5055	5,000.00	5,000.00	0.00	313.06	0.00	4,686.94	93.74 %
080-0140-5060	12,000.00	12,000.00	1,396.55	1,396.55	0.00	10,603.45	88.36 %
Category: E01 - Personnel Expense Total:	525,553.09	525,553.09	39,937.44	95,267.86	0.00	430,285.23	81.87%
Category: E10 - Building & Grounds Exp							
080-0140-5116	4,512.00	4,512.00	356.45	356.45	-225.00	4,380.55	97.09 %
Category: E10 - Building & Grounds Exp Total:	4,512.00	4,512.00	356.45	356.45	-225.00	4,380.55	97.09%
Category: E20 - Vehicle Expense							
080-0140-5200	9,000.00	9,000.00	692.66	1,570.64	0.00	7,429.36	82.55 %
080-0140-5210	12,000.00	12,000.00	11.90	11.90	0.00	11,988.10	99.90 %
080-0140-5218	6,000.00	6,000.00	0.00	0.00	0.00	6,000.00	100.00 %
080-0140-5225	20.00	20.00	0.00	19.25	0.00	0.75	3.75 %
Category: E20 - Vehicle Expense Total:	27,020.00	27,020.00	704.56	1,601.79	0.00	25,418.21	94.07%
Category: E30 - Supply Expense							
080-0140-5300	5,000.00	5,000.00	0.00	0.00	0.00	5,000.00	100.00 %
080-0140-5322	17,700.00	17,700.00	0.00	1,153.73	0.00	16,546.27	93.48 %
080-0140-5380	2,700.00	2,700.00	0.00	164.95	0.00	2,535.05	93.89 %
Category: E30 - Supply Expense Total:	25,400.00	25,400.00	0.00	1,318.68	0.00	24,081.32	94.81%
Category: E40 - Operations Expense							
080-0140-5515	1,200.00	1,200.00	0.00	0.00	0.00	1,200.00	100.00 %
080-0140-5520	12,000.00	12,000.00	3,400.64	3,400.64	1,866.17	6,733.19	56.11 %
Category: E40 - Operations Expense Total:	13,200.00	13,200.00	3,400.64	3,400.64	1,866.17	7,933.19	60.10%
Category: E55 - Professional Services							
080-0140-5571	40,000.00	40,000.00	0.00	0.00	18,200.00	21,800.00	54.50 %
080-0140-5589	1,000.00	1,000.00	0.00	0.00	0.00	1,000.00	100.00 %
Category: E55 - Professional Services Total:	41,000.00	41,000.00	0.00	0.00	18,200.00	22,800.00	55.61%
Expense Total:	636,685.09	636,685.09	44,399.09	101,945.42	19,841.17	514,898.50	80.87%
Department: 0140 - Stormwater Total:	636,685.09	636,685.09	44,399.09	101,945.42	19,841.17	514,898.50	80.87%
Department: 0800 - Street Revenue							
Category: R15 - Taxes - Property							
080-0800-4150	1,574,000.00	1,574,000.00	147,533.98	298,760.17	0.00	-1,275,239.83	81.02 %
080-0800-4151	600,000.00	600,000.00	3,360.64	63,726.64	0.00	-536,273.36	89.38 %
Category: R15 - Taxes - Property Total:	2,174,000.00	2,174,000.00	150,894.62	362,486.81	0.00	-1,811,513.19	83.33%
Category: R60 - Miscellaneous Revenue							
080-0800-4600	1,500.00	1,500.00	1,559.01	1,759.01	0.00	259.01	117.27 %
Category: R60 - Miscellaneous Revenue Total:	1,500.00	1,500.00	1,559.01	1,759.01	0.00	259.01	17.27%

Budget Report

For Fiscal: 2025 Period Ending: 02/28/2025

Category: R62 - Intergovernmental Tsfrs

080-0800-4627 Xfr Designated Tax

Category: R62 - Intergovernmental Tsfrs Total:

Original Total Budget	Current Total Budget	Period Activity	Fiscal Activity	Encumbrances	Variance Favorable (Unfavorable)	Percent Remaining
2,034,860.00	2,034,860.00	169,516.00	339,032.00	0.00	-1,695,828.00	83.34 %
2,034,860.00	2,034,860.00	169,516.00	339,032.00	0.00	-1,695,828.00	83.34%

Revenue Total:

4,210,360.00	4,210,360.00	321,969.63	703,277.82	0.00	-3,507,082.18	83.30%
---------------------	---------------------	-------------------	-------------------	-------------	----------------------	---------------

Expense

Category: E01 - Personnel Expense

<u>080-0800-5000</u> Salary Expense	1,078,774.30	1,078,774.30	76,661.80	173,507.50	0.00	905,266.80	83.92 %
<u>080-0800-5005</u> SWB Reimbursement	156,392.00	156,392.00	13,032.67	26,065.34	0.00	130,326.66	83.33 %
<u>080-0800-5010</u> Overtime Expense	10,000.00	10,000.00	93.12	3,040.54	0.00	6,959.46	69.59 %
<u>080-0800-5020</u> FICA Expense	83,291.49	83,291.49	5,807.47	13,363.02	0.00	69,928.47	83.96 %
<u>080-0800-5022</u> Unemployment Expense	1,620.00	1,620.00	41.85	233.62	0.00	1,386.38	85.58 %
<u>080-0800-5025</u> Worker's Comp Expense	22,000.00	22,000.00	0.00	23,212.17	0.00	-1,212.17	-5.51 %
<u>080-0800-5030</u> APERS Expense	166,890.22	166,890.22	9,871.55	25,160.34	0.00	141,729.88	84.92 %
<u>080-0800-5040</u> Health Insurance Expense	192,372.64	192,372.64	10,128.65	22,490.05	0.00	169,882.59	88.31 %
<u>080-0800-5050</u> Physical & Drug Screen Exp	1,800.00	1,800.00	0.00	440.00	0.00	1,360.00	75.56 %
<u>080-0800-5055</u> Uniform Expense	20,000.00	20,000.00	252.20	252.20	0.00	19,747.80	98.74 %
<u>080-0800-5060</u> Travel & Training Expense	18,000.00	18,000.00	799.45	1,947.95	0.00	16,052.05	89.18 %
Category: E01 - Personnel Expense Total:	1,751,140.65	1,751,140.65	116,688.76	289,712.73	0.00	1,461,427.92	83.46%

Category: E10 - Building & Grounds Exp

<u>080-0800-5102</u> Repairs & Maint - Building	12,400.00	12,400.00	530.00	1,915.27	65.93	10,418.80	84.02 %
<u>080-0800-5110</u> Utilities - Electric	140,784.00	140,784.00	10,312.79	20,344.77	0.00	120,439.23	85.55 %
<u>080-0800-5111</u> Utilities - Gas	1,920.00	1,920.00	340.08	553.62	0.00	1,366.38	71.17 %
<u>080-0800-5112</u> Utilities - Water	5,000.00	5,000.00	60.46	119.20	0.00	4,880.80	97.62 %
<u>080-0800-5115</u> Com Exp - Tel Landline.Interne	14,640.00	14,640.00	988.57	1,860.59	0.00	12,779.41	87.29 %
<u>080-0800-5116</u> Communication Exp - Cellular	4,500.00	4,500.00	755.16	1,867.46	-410.00	3,042.54	67.61 %
<u>080-0800-5120</u> Insurance - Property	21,346.00	21,346.00	0.00	0.00	0.00	21,346.00	100.00 %
<u>080-0800-5130</u> Sanitation	3,500.00	3,500.00	192.29	448.67	3,397.09	-345.76	-9.88 %
<u>080-0800-5140</u> Supplies - B&G	8,000.00	8,000.00	0.00	196.59	-42.75	7,846.16	98.08 %
<u>080-0800-5142</u> Janitorial Supplies and Main	5,000.00	5,000.00	0.00	0.00	0.00	5,000.00	100.00 %
<u>080-0800-5145</u> Tools	14,000.00	14,000.00	1,455.58	1,455.58	0.00	12,544.42	89.60 %
Category: E10 - Building & Grounds Exp Total:	231,090.00	231,090.00	14,634.93	28,761.75	3,010.27	199,317.98	86.25%

Category: E20 - Vehicle Expense

<u>080-0800-5200</u> Fuel Expense	90,000.00	90,000.00	5,672.13	10,102.51	0.00	79,897.49	88.77 %
<u>080-0800-5210</u> Service & Repair - Vehicle	84,000.00	90,565.06	8,341.20	10,527.72	11,775.13	68,262.21	75.37 %
<u>080-0800-5218</u> Tire Expense	20,000.00	20,000.00	0.00	299.61	0.00	19,700.39	98.50 %
<u>080-0800-5225</u> Insurance Expense - Vehicle	49,977.00	49,977.00	0.00	49,862.92	0.00	114.08	0.23 %
<u>080-0800-5230</u> Radios	5,000.00	5,000.00	0.00	0.00	0.00	5,000.00	100.00 %
<u>080-0800-5240</u> Equipment Rental	1,500.00	1,500.00	0.00	0.00	0.00	1,500.00	100.00 %
Category: E20 - Vehicle Expense Total:	250,477.00	257,042.06	14,013.33	70,792.76	11,775.13	174,474.17	67.88%

Budget Report

	Original Total Budget	Current Total Budget	Period Activity	Fiscal Activity	Encumbrances	Variance Favorable (Unfavorable)	Percent Remaining
Category: E30 - Supply Expense							
080-0800-5300	8,000.00	8,000.00	733.03	733.03	0.00	7,266.97	90.84 %
080-0800-5316	30,000.00	30,000.00	176.03	176.03	0.00	29,823.97	99.41 %
080-0800-5322	244,992.00	244,992.00	24,583.00	47,181.82	-15,804.42	213,614.60	87.19 %
080-0800-5323	190,500.00	190,500.00	23,089.45	27,782.41	-2,581.52	165,299.11	86.77 %
080-0800-5350	504.00	504.00	123.87	139.05	0.00	364.95	72.41 %
Category: E30 - Supply Expense Total:							
	473,996.00	473,996.00	48,705.38	76,012.34	-18,385.94	416,369.60	87.84%
Category: E40 - Operations Expense							
080-0800-5480	7,000.00	7,000.00	0.00	43.34	166.66	6,790.00	97.00 %
080-0800-5530	5,000.00	5,000.00	0.00	0.00	0.00	5,000.00	100.00 %
080-0800-5535	4,000.00	4,000.00	0.00	123.00	0.00	3,877.00	96.93 %
080-0800-5546	60,000.00	60,000.00	4,867.46	9,838.29	0.00	50,161.71	83.60 %
080-0800-5547	20,000.00	20,000.00	0.00	0.00	0.00	20,000.00	100.00 %
Category: E40 - Operations Expense Total:							
	96,000.00	96,000.00	4,867.46	10,004.63	166.66	85,828.71	89.40%
Category: E55 - Professional Services							
080-0800-5550	13,750.00	13,750.00	0.00	0.00	0.00	13,750.00	100.00 %
080-0800-5553	500.00	500.00	0.00	83.75	1,391.02	-974.77	-194.95 %
080-0800-5562	750.00	750.00	1,487.64	1,487.64	0.00	-737.64	-98.35 %
080-0800-5571	264,000.00	264,000.00	0.00	0.00	0.00	264,000.00	100.00 %
080-0800-5586	214,000.00	232,548.75	1,789.99	4,609.99	17,181.49	210,757.27	90.63 %
080-0800-5589	500.00	500.00	0.00	0.00	0.00	500.00	100.00 %
Category: E55 - Professional Services Total:							
	493,500.00	512,048.75	3,277.63	6,181.38	18,572.51	487,294.86	95.17%
Category: E60 - Miscellaneous Expense							
080-0800-5608	23,000.00	23,000.00	1,572.00	1,572.00	0.00	21,428.00	93.17 %
080-0800-5614	1,776.00	1,776.00	147.76	295.52	0.00	1,480.48	83.36 %
Category: E60 - Miscellaneous Expense Total:							
	24,776.00	24,776.00	1,719.76	1,867.52	0.00	22,908.48	92.46%
Category: E80 - Fixed Assets							
080-0800-5810	250,005.00	250,005.00	0.00	0.00	0.00	250,005.00	100.00 %
080-0800-5816	12.00	12.00	0.00	0.00	0.00	12.00	100.00 %
Category: E80 - Fixed Assets Total:							
	250,017.00	250,017.00	0.00	0.00	0.00	250,017.00	100.00%
Expense Total:							
	3,570,996.65	3,596,110.46	203,907.25	483,333.11	15,138.63	3,097,638.72	86.14%
Department: 0800 - Street Surplus (Deficit):							
	639,363.35	614,249.54	118,062.38	219,944.71	-15,138.63	-409,443.46	66.66%
Fund: 080 - Street Fund Surplus (Deficit):							
	2,678.26	-22,435.55	73,663.29	117,999.29	-34,979.80	105,455.04	470.04%
Fund: 110 - Special Redemp - 2016 Bond							
Department: 0100 - Administration							
Revenue							
Category: R62 - Intergovernmental Tsfrs							
110-0100-4623	30,000.00	30,000.00	2,721.15	5,555.38	0.00	-24,444.62	81.48 %
Category: R62 - Intergovernmental Tsfrs Total:							
	30,000.00	30,000.00	2,721.15	5,555.38	0.00	-24,444.62	81.48%

For Fiscal: 2025 Period Ending: 02/28/2025

3/4/2025 3:38:27 PM

Budget Report

	Original Total Budget	Current Total Budget	Period Activity	Fiscal Activity	Encumbrances	Variance Favorable (Unfavorable)	Percent Remaining
Department: 0400 - Parks							
Revenue							
Category: R85 - Interest Revenue							
114-0400-4850	50,000.00	50,000.00	3,597.86	6,246.18	0.00	-43,753.82	87.51 %
Interest Revenue	50,000.00	50,000.00	3,597.86	6,246.18	0.00	-43,753.82	87.51 %
Revenue Total:	50,000.00	50,000.00	3,597.86	6,246.18	0.00	-43,753.82	87.51 %
Department: 0400 - Parks Total:	50,000.00	50,000.00	3,597.86	6,246.18	0.00	-43,753.82	87.51 %
Fund: 114 - 2016 Bond Fund Surplus (Deficit):	94,310.00	94,310.00	303,490.44	572,893.82	0.00	478,583.82	-507.46 %
Fund: 182 - 2023 Improvement Revenue Bond Fund							
Department: 0800 - Street							
Revenue							
Category: R62 - Intergovernmental Tsfrs							
Xfer from Other	554,877.00	554,877.00	53,064.81	95,913.26	0.00	-458,963.74	82.71 %
Category: R62 - Intergovernmental Tsfrs Total:	554,877.00	554,877.00	53,064.81	95,913.26	0.00	-458,963.74	82.71 %
Category: R85 - Interest Revenue							
Interest Revenue	5,000.00	5,000.00	1,069.92	2,011.70	0.00	-2,988.30	59.77 %
Category: R85 - Interest Revenue Total:	5,000.00	5,000.00	1,069.92	2,011.70	0.00	-2,988.30	59.77 %
Revenue Total:	559,877.00	559,877.00	54,134.73	97,924.96	0.00	-461,952.04	82.51 %
Expense							
Category: E72 - Bond Expense							
Bond Principal Pmt	0.00	0.00	70,000.00	70,000.00	0.00	-70,000.00	0.00 %
Category: E72 - Bond Expense Total:	0.00	0.00	70,000.00	70,000.00	0.00	-70,000.00	0.00 %
Category: E85 - Interest Expense							
Interest Expense	300,000.00	300,000.00	223,130.00	223,130.00	0.00	76,870.00	25.62 %
Category: E85 - Interest Expense Total:	300,000.00	300,000.00	223,130.00	223,130.00	0.00	76,870.00	25.62 %
Expense Total:	300,000.00	300,000.00	293,130.00	293,130.00	0.00	6,870.00	2.29 %
Department: 0800 - Street Surplus (Deficit):	259,877.00	259,877.00	-238,995.27	-195,205.04	0.00	-455,082.04	175.11 %
Fund: 182 - 2023 Improvement Revenue Bond Fund Surplus (Deficit):	259,877.00	259,877.00	-238,995.27	-195,205.04	0.00	-455,082.04	175.11 %

Budget Report

For Fiscal: 2025 Period Ending: 02/28/2025

Fund: 183 - 2023 Street Bond DSR
Department: 0800 - Street

Revenue

Category: R85 - Interest Revenue

Interest Revenue

183-0800-4850

Category: R85 - Interest Revenue Total:	22,000.00	22,000.00	2,202.80	4,488.42	0.00	-17,511.58	79.60 %
Revenue Total:	22,000.00	22,000.00	2,202.80	4,488.42	0.00	-17,511.58	79.60 %

Expense

Category: E62 - Intergovernmental Tsfr

Xfer to Other

183-0800-5626

Category: E62 - Intergovernmental Tsfr Total:	33,000.00	33,000.00	14,678.56	14,678.56	0.00	18,321.44	55.52 %
Expense Total:	33,000.00	33,000.00	14,678.56	14,678.56	0.00	18,321.44	55.52 %
Department: 0800 - Street Surplus (Deficit):	-11,000.00	-11,000.00	-12,475.76	-10,190.14	0.00	809.86	7.36 %
Fund: 183 - 2023 Street Bond DSR Surplus (Deficit):	-11,000.00	-11,000.00	-12,475.76	-10,190.14	0.00	809.86	7.36 %

Fund: 185 - Street Bond 2016 DS
Department: 0800 - Street

Revenue

Category: R62 - Intergovernmental Tsfrs

Xfer from Other

185-0800-4627

Category: R62 - Intergovernmental Tsfrs Total:	636,444.00	636,444.00	50,884.53	104,018.13	0.00	-532,425.87	83.66 %
--	------------	------------	-----------	------------	------	-------------	---------

Category: R85 - Interest Revenue

Interest Revenue

185-0800-4850

Category: R85 - Interest Revenue Total:	5,000.00	5,000.00	1,887.14	3,583.12	0.00	-1,416.88	28.34 %
Revenue Total:	641,444.00	641,444.00	52,771.67	107,601.25	0.00	-533,842.75	83.23 %

Expense

Category: E72 - Bond Expense

Bond Principal Pmt

185-0800-5722

Bond Fees

185-0800-5724

Interest Expense

185-0800-5750

Category: E72 - Bond Expense Total:	375,000.00	375,000.00	385,000.00	385,000.00	0.00	-10,000.00	-2.67 %
Expense Total:	638,000.00	638,000.00	513,930.21	514,013.54	0.00	123,986.46	19.43 %
Department: 0800 - Street Surplus (Deficit):	3,444.00	3,444.00	-461,158.54	-406,412.29	0.00	-409,856.29	11,900.59 %
Fund: 185 - Street Bond 2016 DS Surplus (Deficit):	3,444.00	3,444.00	-461,158.54	-406,412.29	0.00	-409,856.29	11,900.59 %

Budget Report

Fund: 186 - Street Bond 2016 DSR

Department: 0800 - Street

Revenue

Category: R85 - Interest Revenue

Interest Revenue

186-0800-4850	10,000.00	10,000.00	1,177.28	2,412.52	0.00	-7,587.48	75.87 %
Category: R85 - Interest Revenue Total:	10,000.00	10,000.00	1,177.28	2,412.52	0.00	-7,587.48	75.87 %
Revenue Total:	10,000.00	10,000.00	1,177.28	2,412.52	0.00	-7,587.48	75.87 %

Expense

Category: E62 - Intergovernmental Tsfr

Xfer to Other

186-0800-5626	0.00	0.00	0.00	1,235.24	0.00	-1,235.24	0.00 %
Category: E62 - Intergovernmental Tsfr Total:	0.00	0.00	0.00	1,235.24	0.00	-1,235.24	0.00 %
Expense Total:	0.00	0.00	0.00	1,235.24	0.00	-1,235.24	0.00 %
Department: 0800 - Street Surplus (Deficit):	10,000.00	10,000.00	1,177.28	1,177.28	0.00	-8,822.72	88.23 %
Fund: 186 - Street Bond 2016 DSR Surplus (Deficit):	10,000.00	10,000.00	1,177.28	1,177.28	0.00	-8,822.72	88.23 %

Fund: 188 - 2023 Improvement Fund

Department: 0800 - Street

Revenue

Category: R85 - Interest Revenue

Interest Revenue

188-0800-4850	0.00	0.00	6,661.30	13,740.76	0.00	13,740.76	0.00 %
Category: R85 - Interest Revenue Total:	0.00	0.00	6,661.30	13,740.76	0.00	13,740.76	0.00 %
Revenue Total:	0.00	0.00	6,661.30	13,740.76	0.00	13,740.76	0.00 %

Expense

Category: E90 - Construction Projects

Construction

188-0800-5900	1,700,000.00	1,700,000.00	867.74	46,646.70	0.00	1,653,353.30	97.26 %
Category: E90 - Construction Projects Total:	1,700,000.00	1,700,000.00	867.74	46,646.70	0.00	1,653,353.30	97.26 %
Expense Total:	1,700,000.00	1,700,000.00	867.74	46,646.70	0.00	1,653,353.30	97.26 %
Department: 0800 - Street Surplus (Deficit):	-1,700,000.00	-1,700,000.00	5,793.56	-32,905.94	0.00	1,667,094.06	98.06 %
Fund: 188 - 2023 Improvement Fund Surplus (Deficit):	-1,700,000.00	-1,700,000.00	5,793.56	-32,905.94	0.00	1,667,094.06	98.06 %

Fund: 500 - Water Fund

Department: 0900 - Water

Revenue

Category: R50 - Sale of Services

CAW Pass thru Fees

Penalties

Insufficient Check Fee

Sales - CAW System Devel

Sales - FSDWA

W was Misc now One Time Charges

500-0900-4504	20,000.00	20,000.00	16,066.51	29,639.32	0.00	9,639.32	148.20 %
500-0900-4536	360,000.00	360,000.00	31,493.36	60,336.83	0.00	-299,663.17	83.24 %
500-0900-4537	5,000.00	5,000.00	500.00	875.00	0.00	-4,125.00	82.50 %
500-0900-4540	6,529.00	6,529.00	450.00	900.00	0.00	-5,629.00	86.22 %
500-0900-4542	39,600.00	39,600.00	3,462.69	6,932.39	0.00	-32,667.61	82.49 %
500-0900-4544	15,000.00	15,000.00	1,280.00	-710.00	-11,400.00	-27,110.00	180.73 %

Budget Report

For Fiscal: 2025 Period Ending: 02/28/2025

	Original Total Budget	Current Total Budget	Period Activity	Fiscal Activity	Encumbrances	Variance Favorable (Unfavorable)	Percent Remaining
500-0900-4548 Sales - Pump Maintenance	32,000.00	32,000.00	1,761.20	3,522.40	0.00	-28,477.60	88.99 %
500-0900-4550 Sales - Service Charges	27,500.00	27,500.00	6,935.00	8,795.00	0.00	-18,705.00	68.02 %
500-0900-4554 Sales - Water	3,746,400.00	3,746,400.00	305,404.63	595,784.61	0.00	-3,150,615.39	84.10 %
500-0900-4556 Sales - Water Connections	32,400.00	32,400.00	735.00	1,470.00	0.00	-30,930.00	95.46 %
500-0900-4561 Sales Tax Revenue	350,000.00	350,000.00	29,894.34	58,644.82	0.00	-291,355.18	83.24 %
500-0900-4566 Woodland Hills Watershed	4,356.00	4,356.00	894.30	1,791.90	0.00	-2,564.10	58.86 %
Category: R50 - Sale of Services Total:	4,638,785.00	4,638,785.00	398,877.03	767,982.27	-11,400.00	-3,882,202.73	83.69%
Category: R60 - Miscellaneous Revenue							
Miscellaneous Revenue	5,000.00	5,000.00	0.00	0.00	0.00	-5,000.00	100.00 %
Category: R60 - Miscellaneous Revenue Total:	5,000.00	5,000.00	0.00	0.00	0.00	-5,000.00	100.00%
Category: R62 - Intergovernmental Tsfrs							
Xfer from Other	724,500.00	724,500.00	0.00	0.00	0.00	-724,500.00	100.00 %
Category: R62 - Intergovernmental Tsfrs Total:	724,500.00	724,500.00	0.00	0.00	0.00	-724,500.00	100.00%
Category: R64 - Reimbursement							
Reimbursement Revenue	50,000.00	50,000.00	0.00	0.00	0.00	-50,000.00	100.00 %
Category: R64 - Reimbursement Total:	50,000.00	50,000.00	0.00	0.00	0.00	-50,000.00	100.00%
Revenue Total:	5,418,285.00	5,418,285.00	398,877.03	767,982.27	-11,400.00	-4,661,702.73	86.04%
Expense							
Category: E01 - Personnel Expense							
Salary Expense	1,004,892.39	1,004,892.39	66,051.14	164,403.50	0.00	840,488.89	83.64 %
SWB Reimbursement	156,392.00	156,392.00	13,032.67	26,065.34	0.00	130,326.66	83.33 %
Overtime Expense	28,825.00	28,825.00	1,020.16	1,637.50	0.00	27,187.50	94.32 %
FICA Expense	78,115.30	78,115.30	5,015.31	12,471.20	0.00	65,644.10	84.03 %
Unemployment Expense	1,080.00	1,080.00	43.94	225.09	0.00	854.91	79.16 %
Worker's Comp Expense	30,094.00	30,094.00	0.00	10,718.57	0.00	19,375.43	64.38 %
APERS Expense	154,642.74	154,642.74	10,130.40	25,135.55	0.00	129,507.19	83.75 %
Health Insurance Expense	141,607.20	141,607.20	12,110.23	23,677.10	0.00	117,930.10	83.28 %
Physical & Drug Screen Exp	1,800.00	1,800.00	0.00	285.20	-160.20	1,675.00	93.06 %
Bring Your Own Device - Phone	600.00	600.00	75.00	150.00	0.00	450.00	75.00 %
Uniform Expense	15,000.00	15,000.00	2,544.52	3,877.49	0.00	11,122.51	74.15 %
Travel & Training Expense	20,000.00	20,000.00	1,266.91	1,266.91	0.00	18,733.09	93.67 %
Category: E01 - Personnel Expense Total:	1,633,048.63	1,633,048.63	111,290.28	269,913.45	-160.20	1,363,295.38	83.48%
Category: E10 - Building & Grounds Exp							
Repairs & Maint - Building	8,800.00	8,800.00	75.00	319.29	404.66	8,076.05	91.77 %
Repairs & Maint - Grounds	3,500.00	3,500.00	0.00	0.00	0.00	3,500.00	100.00 %
Utilities - Electric	51,048.00	51,048.00	4,835.35	9,394.39	0.00	41,653.61	81.60 %
Utilities - Gas	2,500.00	2,500.00	386.30	818.70	0.00	1,681.30	67.25 %
Utilities - Water	500.00	500.00	26.15	51.59	0.00	448.41	89.68 %
Com Exp - Tel Landline.Interne	8,748.00	8,748.00	725.46	1,366.74	0.00	7,381.26	84.38 %
Communication Exp - Cellular	10,560.00	10,560.00	1,062.92	2,083.81	-860.00	9,336.19	88.41 %

Budget Report

For Fiscal: 2025 Period Ending: 02/28/2025

	Original Total Budget	Current Total Budget	Period Activity	Fiscal Activity	Encumbrances	Variance Favorable (Unfavorable)	Percent Remaining
Insurance - Property	22,368.00	22,368.00	0.00	0.00	0.00	22,368.00	100.00 %
Sanitation	6,000.00	6,010.78	106.92	384.86	2,339.44	3,286.48	54.68 %
Janitorial Supplies and Main	2,000.00	2,000.00	0.00	174.62	-174.62	2,000.00	100.00 %
Tools	25,000.00	25,000.00	239.00	425.45	0.00	24,574.55	98.30 %
Category: E10 - Building & Grounds Exp Total:	141,024.00	141,034.78	7,457.10	15,019.45	1,709.48	124,305.85	88.14 %
Category: E20 - Vehicle Expense							
Fuel Expense	58,500.00	58,500.00	3,250.34	6,221.95	0.00	52,278.05	89.36 %
Service & Repair - Vehicle	30,000.00	30,000.00	217.01	750.46	0.00	29,249.54	97.50 %
Tire Expense	15,000.00	15,000.00	0.00	250.15	0.00	14,749.85	98.33 %
Insurance Expense - Vehicle	10,281.00	10,281.00	0.00	10,313.74	0.00	-32.74	-0.32 %
Category: E20 - Vehicle Expense Total:	113,781.00	113,781.00	3,467.35	17,536.30	0.00	96,244.70	84.59 %
Category: E30 - Supply Expense							
Supplies - Office	9,000.00	9,000.00	218.20	218.20	110.00	8,671.80	96.35 %
Supplies - Operating	144,000.00	144,000.00	8,650.13	13,098.76	38,848.80	92,052.44	63.93 %
Postage Expense	2,000.00	2,000.00	119.87	199.12	0.00	1,800.88	90.04 %
Cost of Water from CAW	1,452,500.00	1,452,500.00	172,580.00	312,259.51	1,300,000.00	-159,759.51	-11.00 %
Category: E30 - Supply Expense Total:	1,607,500.00	1,607,500.00	181,568.20	325,775.59	1,338,958.80	-57,234.39	-3.56 %
Category: E40 - Operations Expense							
Credit Card Fees	67,200.00	67,200.00	5,373.72	10,754.71	0.00	56,445.29	84.00 %
Dues & Subscriptions	40,000.00	40,000.00	2,589.53	2,994.31	2,366.67	34,639.02	86.60 %
Elections or Permit Fee Exp	40,000.00	40,000.00	0.00	40,718.40	0.00	-718.40	-1.80 %
Safety Program	6,000.00	6,000.00	0.00	0.00	0.00	6,000.00	100.00 %
Sales Tax Expense	350,000.00	350,000.00	28,214.00	59,212.00	0.00	290,788.00	83.08 %
Category: E40 - Operations Expense Total:	503,200.00	503,200.00	36,177.25	113,679.42	2,366.67	387,153.91	76.94 %
Category: E55 - Professional Services							
Prof Services - Acctg & Audit	6,650.00	6,650.00	0.00	0.00	0.00	6,650.00	100.00 %
Prof Services - Advertising	1,000.00	1,000.00	0.00	83.74	0.00	916.26	91.63 %
Prof Services - Engineering	121,000.00	123,523.12	0.00	0.00	2,523.12	121,000.00	97.96 %
Prof Services - Other	111,000.00	129,548.75	11,393.58	15,642.92	63,782.81	50,123.02	38.69 %
Prof Services - Printing	48,000.00	48,000.00	0.00	0.00	0.00	48,000.00	100.00 %
Category: E55 - Professional Services Total:	287,650.00	308,721.87	11,393.58	15,726.66	66,305.93	226,689.28	73.43 %
Category: E60 - Miscellaneous Expense							
Hardware - New & Renewals	12,000.00	12,000.00	321.72	321.72	0.00	11,678.28	97.32 %
Software - New & Renewals	23,000.00	23,000.00	0.00	0.00	18,507.38	4,492.62	19.53 %
Copiers & Maintenance	1,534.00	1,534.00	363.27	469.43	0.00	1,064.57	69.40 %
Category: E60 - Miscellaneous Expense Total:	36,534.00	36,534.00	684.99	791.15	18,507.38	17,235.47	47.18 %
Category: E62 - Intergovernmental Tsfr							
Xfer to Other	187,500.00	187,500.00	17,170.09	33,294.18	0.00	154,205.82	82.24 %
Category: E62 - Intergovernmental Tsfr Total:	187,500.00	187,500.00	17,170.09	33,294.18	0.00	154,205.82	82.24 %

Budget Report

For Fiscal: 2025 Period Ending: 02/28/2025

	Original Total Budget	Current Total Budget	Period Activity	Fiscal Activity	Encumbrances	Variance Favorable (Unfavorable)	Percent Remaining
Category: E72 - Bond Expense							
Bond Fees	43,002.00	43,002.00	3,003.05	6,006.10	0.00	36,995.90	86.03 %
Category: E72 - Bond Expense Total:	43,002.00	43,002.00	3,003.05	6,006.10	0.00	36,995.90	86.03 %
Category: E80 - Fixed Assets							
Capital Assets - Vehicles	65,000.00	65,000.00	0.00	0.00	0.00	65,000.00	100.00 %
Capital Assets - Infrastructure	280,001.00	1,342,528.40	71,816.00	71,816.00	1,041,177.90	229,534.50	17.10 %
Depreciation Expense	487,000.00	487,000.00	0.00	0.00	0.00	487,000.00	100.00 %
Category: E80 - Fixed Assets Total:	832,001.00	1,894,528.40	71,816.00	71,816.00	1,041,177.90	781,534.50	41.25 %
Category: E85 - Interest Expense							
Interest Expense	67,454.50	67,454.50	5,674.42	11,348.84	8,186.65	47,919.01	71.04 %
Category: E85 - Interest Expense Total:	67,454.50	67,454.50	5,674.42	11,348.84	8,186.65	47,919.01	71.04 %
Expense Total:	5,452,695.13	6,536,305.18	449,702.31	880,907.14	2,477,052.61	3,178,345.43	48.63 %
Department: 0900 - Water Surplus (Deficit):	-34,410.13	-1,118,020.18	-50,825.28	-112,924.87	-2,488,452.61	-1,483,357.30	-132.68 %
Department: 0950 - Wastewater Revenue							
Category: R50 - Sale of Services							
Sales - Wastewater	5,790,000.00	5,790,000.00	507,419.51	1,007,804.50	0.00	-4,782,195.50	82.59 %
Sales - WW Connections	0.00	0.00	2,100.00	2,850.00	0.00	2,850.00	0.00 %
Category: R50 - Sale of Services Total:	5,790,000.00	5,790,000.00	509,519.51	1,010,654.50	0.00	-4,779,345.50	82.54 %
Category: R60 - Miscellaneous Revenue							
Xfer Wastewater Impact	50,000.00	50,000.00	0.00	0.00	0.00	-50,000.00	100.00 %
Category: R60 - Miscellaneous Revenue Total:	50,000.00	50,000.00	0.00	0.00	0.00	-50,000.00	100.00 %
Revenue Total:	5,840,000.00	5,840,000.00	509,519.51	1,010,654.50	0.00	-4,829,345.50	82.69 %
Expense							
Category: E62 - Intergovernmental Tsfr							
Xfer to Water	5,790,000.00	5,790,000.00	509,519.51	1,010,654.50	0.00	4,779,345.50	82.54 %
Xfer to Wastewater Impact	50,000.00	50,000.00	0.00	0.00	0.00	50,000.00	100.00 %
Category: E62 - Intergovernmental Tsfr Total:	5,840,000.00	5,840,000.00	509,519.51	1,010,654.50	0.00	4,829,345.50	82.69 %
Expense Total:	5,840,000.00	5,840,000.00	509,519.51	1,010,654.50	0.00	4,829,345.50	82.69 %
Department: 0950 - Wastewater Surplus (Deficit):	0.00	0.00	0.00	0.00	0.00	0.00	0.00 %
Fund: 500 - Water Fund Surplus (Deficit):	-34,410.13	-1,118,020.18	-50,825.28	-112,924.87	-2,488,452.61	-1,483,357.30	-132.68 %

Budget Report

For Fiscal: 2025 Period Ending: 02/28/2025

Fund: 510 - Wastewater Fund
Department: 0900 - Water

Expense

Category: E60 - Miscellaneous Expense

Software - New & Renewals

[510-0900-5608](#)

Category: E60 - Miscellaneous Expense Total:

Expense Total:

Department: 0900 - Water Total:

Department: 0950 - Wastewater

Revenue

Category: R60 - Miscellaneous Revenue

Miscellaneous Revenue

[510-0950-4600](#)

Category: R60 - Miscellaneous Revenue Total:

Category: R62 - Intergovernmental Tsfrs

Xfer from Other Fund

[510-0950-4623](#)

Xfer from Sewer Sales

[510-0950-4625](#)

Category: R62 - Intergovernmental Tsfrs Total:

Category: R64 - Reimbursement

Reimbursement Revenue

[510-0950-4640](#)

Category: R64 - Reimbursement Total:

Revenue Total:

Expense

Category: E01 - Personnel Expense

Salary Expense

[510-0950-5000](#)

SWB Reimbursement

[510-0950-5005](#)

Overtime Expense

[510-0950-5010](#)

FICA Expense

[510-0950-5020](#)

Unemployment Expense

[510-0950-5022](#)

Worker's Comp Expense

[510-0950-5025](#)

APERS Expense

[510-0950-5030](#)

Health Insurance Expense

[510-0950-5040](#)

Physical & Drug Screen Exp

[510-0950-5050](#)

Uniform Expense

[510-0950-5055](#)

Travel & Training Expense

[510-0950-5060](#)

Category: E01 - Personnel Expense Total:

Category: E10 - Building & Grounds Exp

Repairs & Maint - Building

[510-0950-5102](#)

Utilities - Electric

[510-0950-5110](#)

Utilities - Gas

[510-0950-5111](#)

	Original Total Budget	Current Total Budget	Period Activity	Fiscal Activity	Encumbrances	Variance Favorable (Unfavorable)	Percent Remaining
	0.00	0.00	1,572.00	1,572.00	0.00	-1,572.00	0.00 %
Category: E60 - Miscellaneous Expense Total:	0.00	0.00	1,572.00	1,572.00	0.00	-1,572.00	0.00%
Expense Total:	0.00	0.00	1,572.00	1,572.00	0.00	-1,572.00	0.00%
Department: 0900 - Water Total:	0.00	0.00	1,572.00	1,572.00	0.00	-1,572.00	0.00%
Department: 0950 - Wastewater							
Revenue							
Category: R60 - Miscellaneous Revenue							
Miscellaneous Revenue	3,675.00	3,675.00	0.00	0.00	0.00	-3,675.00	100.00 %
Category: R60 - Miscellaneous Revenue Total:	3,675.00	3,675.00	0.00	0.00	0.00	-3,675.00	100.00%
Category: R62 - Intergovernmental Tsfrs							
Xfer from Other Fund	1,069,500.00	1,099,500.00	0.00	0.00	0.00	-1,099,500.00	100.00 %
Xfer from Sewer Sales	5,790,000.00	5,790,000.00	509,519.51	1,010,654.50	0.00	-4,779,345.50	82.54 %
Category: R62 - Intergovernmental Tsfrs Total:	6,859,500.00	6,889,500.00	509,519.51	1,010,654.50	0.00	-5,878,845.50	85.33%
Category: R64 - Reimbursement							
Reimbursement Revenue	50,000.00	50,000.00	0.00	0.00	0.00	-50,000.00	100.00 %
Category: R64 - Reimbursement Total:	50,000.00	50,000.00	0.00	0.00	0.00	-50,000.00	100.00%
Revenue Total:	6,913,175.00	6,943,175.00	509,519.51	1,010,654.50	0.00	-5,932,520.50	85.44%
Category: E01 - Personnel Expense							
Salary Expense	1,454,216.32	1,454,216.32	95,248.21	238,599.96	0.00	1,215,616.36	83.59 %
SWB Reimbursement	156,392.00	156,392.00	13,032.67	26,065.34	0.00	130,326.66	83.33 %
Overtime Expense	100,000.00	100,000.00	9,037.45	17,823.49	0.00	82,176.51	82.18 %
FICA Expense	118,897.56	118,897.56	7,781.23	19,222.67	0.00	99,674.89	83.83 %
Unemployment Expense	1,260.00	1,260.00	48.86	314.94	0.00	945.06	75.00 %
Worker's Comp Expense	24,000.00	24,000.00	0.00	19,666.64	0.00	4,333.36	18.06 %
APERS Expense	238,105.94	238,105.94	15,975.07	39,280.74	0.00	198,825.20	83.50 %
Health Insurance Expense	330,062.04	330,062.04	21,635.17	43,269.85	0.00	286,792.19	86.89 %
Physical & Drug Screen Exp	1,800.00	1,800.00	0.00	0.00	0.00	1,800.00	100.00 %
Uniform Expense	22,500.00	22,500.00	1,257.21	3,724.54	-100.00	18,875.46	83.89 %
Travel & Training Expense	16,000.00	16,000.00	441.92	441.92	0.00	15,558.08	97.24 %
Category: E01 - Personnel Expense Total:	2,463,233.86	2,463,233.86	164,457.79	408,410.09	-100.00	2,054,923.77	83.42%
Category: E10 - Building & Grounds Exp							
Repairs & Maint - Building	25,000.00	25,000.00	1,060.00	1,185.39	142.83	23,671.78	94.69 %
Utilities - Electric	380,004.00	380,004.00	32,028.33	62,503.74	0.00	317,500.26	83.55 %
Utilities - Gas	2,700.00	2,700.00	394.18	833.66	0.00	1,866.34	69.12 %

Budget Report

For Fiscal: 2025 Period Ending: 02/28/2025

	Original Total Budget	Current Total Budget	Period Activity	Fiscal Activity	Encumbrances	Variance Favorable (Unfavorable)	Percent Remaining
Utilities - Water	114,720.00	114,720.00	6,264.31	18,497.02	0.00	96,222.98	83.88 %
Com Exp - Tel Landline/Interne	8,664.00	8,664.00	725.45	1,366.73	0.00	7,297.27	84.23 %
Communication Exp - Cellular	9,360.00	9,360.00	886.47	1,772.33	-735.00	8,322.67	88.92 %
Insurance - Property	36,260.00	36,260.00	0.00	0.00	0.00	36,260.00	100.00 %
Sanitation	120,010.00	120,010.78	7,202.05	15,246.41	2,339.65	102,424.72	85.35 %
Supplies - B&G	3,000.00	3,000.00	0.00	174.62	-174.62	3,000.00	100.00 %
Janitorial Supplies and Main	1,500.00	1,500.00	0.00	0.00	0.00	1,500.00	100.00 %
Tools	25,000.00	25,000.00	2,535.92	2,535.92	0.00	22,464.08	89.86 %
Category: E10 - Building & Grounds Exp Total:	726,208.00	726,218.78	51,096.71	104,115.82	1,572.86	620,530.10	85.45 %
Category: E20 - Vehicle Expense							
Fuel Expense	75,000.00	75,000.00	3,250.35	6,221.95	1,920.49	66,857.56	89.14 %
Service & Repair - Vehicle	110,000.00	110,000.00	5,657.39	13,022.08	-4,071.65	101,049.57	91.86 %
Tire Expense	20,000.00	20,000.00	2,226.11	2,226.11	0.00	17,773.89	88.87 %
Insurance Expense - Vehicle	23,769.00	23,769.00	0.00	23,940.86	0.00	-171.86	-0.72 %
Equipment Rental	25,000.00	25,000.00	0.00	0.00	0.00	25,000.00	100.00 %
Category: E20 - Vehicle Expense Total:	253,769.00	253,769.00	11,133.85	45,411.00	-2,151.16	210,509.16	82.95 %
Category: E30 - Supply Expense							
Supplies - Office	8,000.00	8,000.00	131.92	131.92	0.00	7,868.08	98.35 %
Supplies - Operating	350,000.00	350,000.00	33,535.21	59,670.27	-6,993.86	297,323.59	84.95 %
Supplies - Chemicals	435,000.00	435,000.00	30,022.90	46,067.89	3,200.65	385,731.46	88.67 %
Supplies - Lab	75,000.00	75,000.00	5,291.21	7,091.21	1,440.00	66,468.79	88.63 %
Postage Expense	2,000.00	2,000.00	119.88	199.14	0.00	1,800.86	90.04 %
Category: E30 - Supply Expense Total:	870,000.00	870,000.00	69,101.12	113,160.43	-2,353.21	759,192.78	87.26 %
Category: E40 - Operations Expense							
Credit Card Fees	67,200.00	67,200.00	5,373.72	10,754.73	0.00	56,445.27	84.00 %
Dues & Subscriptions	15,000.00	15,000.00	605.52	7,470.89	166.67	7,362.44	49.08 %
Safety Program	7,000.00	7,000.00	54.36	54.36	0.00	6,945.64	99.22 %
Category: E40 - Operations Expense Total:	89,200.00	89,200.00	6,033.60	18,279.98	166.67	70,753.35	79.32 %
Category: E55 - Professional Services							
Prof Services - Acctg & Audit	6,650.00	6,650.00	0.00	0.00	0.00	6,650.00	100.00 %
Prof Services - Advertising	2,500.00	2,500.00	0.00	83.71	0.00	2,416.29	96.65 %
Prof Services - Other	188,000.00	194,071.88	5,175.83	11,078.79	74,307.46	108,685.63	56.00 %
Prof Services - Printing	48,000.00	48,000.00	0.00	0.00	0.00	48,000.00	100.00 %
Category: E55 - Professional Services Total:	245,150.00	251,221.88	5,175.83	11,162.50	74,307.46	165,751.92	65.98 %
Category: E60 - Miscellaneous Expense							
Hardware - New & Renewals	8,000.00	8,000.00	0.00	0.00	0.00	8,000.00	100.00 %
Software - New & Renewals	40,000.00	40,000.00	1,572.00	1,572.00	34,603.32	3,824.68	9.56 %
Copiers & Maintenance	1,534.00	1,534.00	363.28	469.45	0.00	1,064.55	69.40 %
Category: E60 - Miscellaneous Expense Total:	49,534.00	49,534.00	1,935.28	2,041.45	34,603.32	12,889.23	26.02 %

Budget Report

For Fiscal: 2025 Period Ending: 02/28/2025

Category: E62 - Intergovernmental Tsfr
Xfer to Other

Category: E62 - Intergovernmental Tsfr Total:

Category: E72 - Bond Expense

Bond Fees

Category: E72 - Bond Expense Total:

Category: E80 - Fixed Assets

510-0950-5800 Capital Assets - Land
510-0950-5808 Capital Assets - Vehicles
510-0950-5810 Capital Assets - Equipment
510-0950-5816 Capital Assets - Infrastructure
510-0950-5824 Depreciation Expense

Category: E80 - Fixed Assets Total:

Category: E85 - Interest Expense

Interest Expense

Category: E85 - Interest Expense Total:

Expense Total:

Department: 0950 - Wastewater Surplus (Deficit):

Fund: 510 - Wastewater Fund Surplus (Deficit):

Fund: 515 - Stormwater Utility Fund

Department: 0140 - Stormwater

Revenue

Category: R20 - Licenses Permits & Fees

Impact Fees

Stormwater In Lieu Fees

Category: R20 - Licenses Permits & Fees Total:

Category: R50 - Sale of Services

Stormwater Rev - Residential

Stormwater Rev - Business

Category: R50 - Sale of Services Total:

Revenue Total:

	Original Total Budget	Current Total Budget	Period Activity	Fiscal Activity	Encumbrances	Variance Favorable (Unfavorable)	Percent Remaining
Category: E62 - Intergovernmental Tsfr Xfer to Other	289,500.00	289,500.00	25,475.98	50,532.73	0.00	238,967.27	82.54 %
Category: E62 - Intergovernmental Tsfr Total:	289,500.00	289,500.00	25,475.98	50,532.73	0.00	238,967.27	82.54 %
Category: E72 - Bond Expense Bond Fees	49,000.00	49,000.00	4,074.71	8,149.42	0.00	40,850.58	83.37 %
Category: E72 - Bond Expense Total:	49,000.00	49,000.00	4,074.71	8,149.42	0.00	40,850.58	83.37 %
Category: E80 - Fixed Assets Capital Assets - Land Capital Assets - Vehicles Capital Assets - Equipment Capital Assets - Infrastructure Depreciation Expense	0.00	110,000.00	0.00	0.00	0.00	110,000.00	100.00 %
	275,008.00	289,858.00	76,850.00	76,850.00	0.00	213,008.00	73.49 %
	125,006.00	155,006.00	0.00	0.00	396,060.00	-241,054.00	-155.51 %
	633,001.00	2,155,614.03	67,137.59	67,137.59	1,528,681.08	559,795.36	25.97 %
	780,000.00	780,000.00	0.00	0.00	0.00	780,000.00	100.00 %
Category: E80 - Fixed Assets Total:	1,813,015.00	3,490,478.03	143,987.59	143,987.59	1,924,741.08	1,421,749.36	40.73 %
Category: E85 - Interest Expense Interest Expense	89,915.00	89,915.00	6,620.05	13,098.23	15,939.28	60,877.49	67.71 %
Category: E85 - Interest Expense Total:	89,915.00	89,915.00	6,620.05	13,098.23	15,939.28	60,877.49	67.71 %
Expense Total:	6,938,524.86	8,622,070.55	489,092.51	918,349.24	2,046,726.30	5,656,995.01	65.61 %
Department: 0950 - Wastewater Surplus (Deficit):	-25,349.86	-1,678,895.55	20,427.00	92,305.26	-2,046,726.30	-275,525.49	-16.41 %
Fund: 510 - Wastewater Fund Surplus (Deficit):	-25,349.86	-1,678,895.55	18,855.00	90,733.26	-2,046,726.30	-277,097.49	-16.50 %
Fund: 515 - Stormwater Utility Fund Department: 0140 - Stormwater Revenue	0.00	0.00	300.00	300.00	0.00	300.00	0.00 %
Category: R20 - Licenses Permits & Fees Impact Fees Stormwater In Lieu Fees	20,000.00	20,000.00	200.00	2,000.00	0.00	-18,000.00	90.00 %
Category: R20 - Licenses Permits & Fees Total:	20,000.00	20,000.00	500.00	2,300.00	0.00	-17,700.00	88.50 %
Category: R50 - Sale of Services Stormwater Rev - Residential Stormwater Rev - Business	258,000.00	258,000.00	21,863.42	43,719.62	0.00	-214,280.38	83.05 %
	46,800.00	46,800.00	3,966.00	7,926.00	0.00	-38,874.00	83.06 %
Category: R50 - Sale of Services Total:	304,800.00	304,800.00	25,829.42	51,645.62	0.00	-253,154.38	83.06 %
Revenue Total:	324,800.00	324,800.00	26,329.42	53,945.62	0.00	-270,854.38	83.39 %

Budget Report

For Fiscal: 2025 Period Ending: 02/28/2025

Expense		Original Total Budget	Current Total Budget	Period Activity	Fiscal Activity	Encumbrances	Variance Favorable (Unfavorable) Remaining	
Category: E80 - Fixed Assets		1.00	1,451,677.71	11,892.00	11,892.00	1,439,784.71	1.00	0.00 %
Capital Assets - Infrastructure		1.00	1,451,677.71	11,892.00	11,892.00	1,439,784.71	1.00	0.00 %
Category: E80 - Fixed Assets Total:		1.00	1,451,677.71	11,892.00	11,892.00	1,439,784.71	1.00	0.00 %
Expense Total:		1.00	1,451,677.71	11,892.00	11,892.00	1,439,784.71	1.00	0.00 %
Department: 0140 - Stormwater Surplus (Deficit):		324,799.00	-1,126,877.71	14,437.42	42,053.62	-1,439,784.71	-270,853.38	-24.04 %
Fund: 515 - Stormwater Utility Fund Surplus (Deficit):		324,799.00	-1,126,877.71	14,437.42	42,053.62	-1,439,784.71	-270,853.38	-24.04 %
Fund: 525 - Depreciation - WW								
Department: 0900 - Water								
Expense								
Category: E62 - Intergovernmental Tsfr								
Xfer to Water		187,500.00	187,500.00	0.00	0.00	0.00	187,500.00	100.00 %
Category: E62 - Intergovernmental Tsfr Total:		187,500.00	187,500.00	0.00	0.00	0.00	187,500.00	100.00 %
Expense Total:		187,500.00	187,500.00	0.00	0.00	0.00	187,500.00	100.00 %
Department: 0900 - Water Total:		187,500.00	187,500.00	0.00	0.00	0.00	187,500.00	100.00 %
Department: 0950 - Wastewater								
Revenue								
Category: R62 - Intergovernmental Tsfrs								
Xfer from Water		477,000.00	477,000.00	42,646.07	83,826.91	0.00	-393,173.09	82.43 %
Category: R62 - Intergovernmental Tsfrs Total:		477,000.00	477,000.00	42,646.07	83,826.91	0.00	-393,173.09	82.43 %
Revenue Total:		477,000.00	477,000.00	42,646.07	83,826.91	0.00	-393,173.09	82.43 %
Expense								
Category: E62 - Intergovernmental Tsfr								
Xfer to Other		289,500.00	319,500.00	0.00	0.00	0.00	319,500.00	100.00 %
Category: E62 - Intergovernmental Tsfr Total:		289,500.00	319,500.00	0.00	0.00	0.00	319,500.00	100.00 %
Expense Total:		289,500.00	319,500.00	0.00	0.00	0.00	319,500.00	100.00 %
Department: 0950 - Wastewater Surplus (Deficit):		187,500.00	157,500.00	42,646.07	83,826.91	0.00	-73,673.09	46.78 %
Fund: 525 - Depreciation - WW Surplus (Deficit):		0.00	-30,000.00	42,646.07	83,826.91	0.00	113,826.91	379.42 %
Fund: 550 - Impact - Water								
Department: 0900 - Water								
Revenue								
Category: R20 - Licenses Permits & Fees								
Impact Fees		35,000.00	35,000.00	1,800.00	3,600.00	0.00	-31,400.00	89.71 %
Category: R20 - Licenses Permits & Fees Total:		35,000.00	35,000.00	1,800.00	3,600.00	0.00	-31,400.00	89.71 %
Revenue Total:		35,000.00	35,000.00	1,800.00	3,600.00	0.00	-31,400.00	89.71 %

Budget Report

Expense		Original Total Budget	Current Total Budget	Period Activity	Fiscal Activity	Encumbrances	Variance Favorable (Unfavorable)	Percent Remaining
Category: E62 - Intergovernmental Tsfr Xfer to Other								
550-0900-5626		50,000.00	50,000.00	0.00	0.00	0.00	50,000.00	100.00 %
Category: E62 - Intergovernmental Tsfr Total:		50,000.00	50,000.00	0.00	0.00	0.00	50,000.00	100.00%
Expense Total:		50,000.00	50,000.00	0.00	0.00	0.00	50,000.00	100.00%
Department: 0900 - Water Surplus (Deficit):		-15,000.00	-15,000.00	1,800.00	3,600.00	0.00	18,600.00	124.00%
Fund: 550 - Impact - Water Surplus (Deficit):		-15,000.00	-15,000.00	1,800.00	3,600.00	0.00	18,600.00	124.00%
Fund: 555 - Impact - WW								
Department: 0950 - Wastewater								
Revenue								
Category: R20 - Licenses Permits & Fees								
Impact Fees								
555-0950-4259		50,000.00	50,000.00	7,000.00	9,500.00	0.00	-40,500.00	81.00 %
Category: R20 - Licenses Permits & Fees Total:		50,000.00	50,000.00	7,000.00	9,500.00	0.00	-40,500.00	81.00%
Revenue Total:		50,000.00	50,000.00	7,000.00	9,500.00	0.00	-40,500.00	81.00%
Department: 0950 - Wastewater Total:		50,000.00	50,000.00	7,000.00	9,500.00	0.00	-40,500.00	81.00%
Fund: 555 - Impact - WW Total:		50,000.00	50,000.00	7,000.00	9,500.00	0.00	-40,500.00	81.00%
Fund: 604 - W/WW Ref Rev 2017 Bd Fr								
Department: 0000 - Administration								
Revenue								
Category: R62 - Intergovernmental Tsfrs								
Xfer from Other Fund								
604-0000-4623		50,000.00	50,000.00	20,052.61	40,105.22	0.00	-9,894.78	19.79 %
Category: R62 - Intergovernmental Tsfrs Total:		50,000.00	50,000.00	20,052.61	40,105.22	0.00	-9,894.78	19.79%
Interest Revenue								
Category: R85 - Interest Revenue								
604-0000-4850		2,000.00	2,000.00	258.01	422.18	0.00	-1,577.82	78.89 %
Category: R85 - Interest Revenue Total:		2,000.00	2,000.00	258.01	422.18	0.00	-1,577.82	78.89%
Revenue Total:		52,000.00	52,000.00	20,310.62	40,527.40	0.00	-11,472.60	22.06%
Expense								
Category: E62 - Intergovernmental Tsfr								
Xfer to Other								
604-0000-5626		50,000.00	50,000.00	0.00	0.00	0.00	50,000.00	100.00 %
Category: E62 - Intergovernmental Tsfr Total:		50,000.00	50,000.00	0.00	0.00	0.00	50,000.00	100.00%
Bond Fees								
Category: E72 - Bond Expense								
604-0000-5724		2,000.00	2,000.00	166.67	333.34	0.00	1,666.66	83.33 %
Category: E72 - Bond Expense Total:		2,000.00	2,000.00	166.67	333.34	0.00	1,666.66	83.33%
Expense Total:		52,000.00	52,000.00	166.67	333.34	0.00	51,666.66	99.36%
Department: 0000 - Administration Surplus (Deficit):		0.00	0.00	20,143.95	40,194.06	0.00	40,194.06	0.00%
Fund: 604 - W/WW Ref Rev 2017 Bd Fr Surplus (Deficit):		0.00	0.00	20,143.95	40,194.06	0.00	40,194.06	0.00%

Fund: 606 - W/WW Ref Rev Bonds 2017 DSR									
Department: 0000 - Administration									
Revenue									
Category: R85 - Interest Revenue									
Interest Revenue									
Category: R85 - Interest Revenue Total:									
Revenue Total:									
Department: 0000 - Administration Total:									
Fund: 606 - W/WW Ref Rev Bonds 2017 DSR Total:									
Fund: 620 - 10/2023 Infrastructure Fee W/WW									
Department: 0900 - Water									
Expense									
Category: E62 - Intergovernmental Tsfr									
Xfer to Water									
Category: E62 - Intergovernmental Tsfr Total:									
Expense Total:									
Department: 0900 - Water Total:									
Department: 0950 - Wastewater									
Revenue									
Category: R50 - Sale of Services									
Infrastructure Fee									
Category: R50 - Sale of Services Total:									
Revenue Total:									
Department: 0950 - Wastewater Total:									
Fund: 620 - 10/2023 Infrastructure Fee W/WW Surplus (Deficit):									
Report Surplus (Deficit):									

Budget Report

For Fiscal: 2025 Period Ending: 02/28/2025

Group Summary

Category	Original Total Budget	Current Total Budget	Period Activity	Fiscal Activity	Encumbrances	Variance Favorable (Unfavorable)	Percent Remaining
Fund: 001 - General Fund							
Department: 0100 - Administration							
Revenue							
R15 - Taxes - Property	1,639,220.00	1,639,220.00	28,104.75	197,259.20	0.00	-1,441,960.80	87.97%
R60 - Miscellaneous Revenue	1,000.00	1,000.00	3,674.85	3,675.85	0.00	2,675.85	267.59%
R62 - Intergovernmental Tsfrs	7,039,220.00	7,039,220.00	586,602.00	1,173,204.00	0.00	-5,866,016.00	83.33%
R85 - Interest Revenue	300,000.00	300,000.00	33,453.28	66,022.80	0.00	-233,977.20	77.99%
Revenue Total:	8,979,440.00	8,979,440.00	651,834.88	1,440,161.85	0.00	-7,539,278.15	83.96%
Expense							
E01 - Personnel Expense	454,331.72	454,331.72	24,051.75	90,445.13	-137.84	364,024.43	80.12%
E10 - Building & Grounds Exp	50,068.00	50,155.42	1,850.77	5,424.86	-321.00	45,051.56	89.82%
E20 - Vehicle Expense	2,265.00	2,265.00	48.47	313.47	0.00	1,951.53	86.16%
E30 - Supply Expense	10,260.00	10,260.00	1,261.89	2,171.31	103.56	7,985.13	77.83%
E40 - Operations Expense	120,512.00	100,512.00	2,096.17	2,878.80	55.90	97,577.30	97.08%
E55 - Professional Services	118,700.00	122,248.75	1,877.77	15,055.54	2,184.35	105,008.86	85.90%
E60 - Miscellaneous Expense	18,101.00	18,101.00	84.99	4,456.39	604.99	13,039.62	72.04%
E68 - Donation Expense	95,550.00	95,550.00	2,568.65	25,068.65	0.00	70,481.35	73.76%
E85 - Interest Expense	3,550.00	3,550.00	597.49	1,203.95	0.00	2,346.05	66.09%
Expense Total:	873,337.72	856,973.89	34,437.95	147,018.10	2,489.96	707,465.83	82.55%
Department: 0100 - Administration Surplus (Deficit):	8,106,102.28	8,122,466.11	617,396.93	1,293,143.75	-2,489.96	-6,831,812.32	84.11%
Department: 0110 - Information Technology							
Expense							
E01 - Personnel Expense	9,500.00	9,500.00	0.00	0.00	0.00	9,500.00	100.00%
E20 - Vehicle Expense	1,000.00	1,000.00	0.00	0.00	0.00	1,000.00	100.00%
E60 - Miscellaneous Expense	403,760.00	313,760.00	4,732.62	20,392.90	79,660.81	213,706.29	68.11%
E72 - Bond Expense	31,150.00	31,150.00	2,255.04	4,501.12	0.00	26,648.88	85.55%
E80 - Fixed Assets	0.00	150,000.00	0.00	0.00	157,264.94	-7,264.94	-4.84%
Expense Total:	445,410.00	505,410.00	6,987.66	24,894.02	236,925.75	243,590.23	48.20%
Department: 0110 - Information Technology Total:	445,410.00	505,410.00	6,987.66	24,894.02	236,925.75	243,590.23	48.20%
Department: 0120 - Planning & Development							
Revenue							
R10 - Taxes - Sales	125,000.00	125,000.00	14,280.84	28,032.15	0.00	-96,967.85	77.57%
R20 - Licenses Permits & Fees	550,800.00	550,800.00	28,670.56	83,448.33	-4,743.00	-472,094.67	85.71%
R64 - Reimbursement	1,000.00	1,000.00	0.00	0.00	0.00	-1,000.00	100.00%
Revenue Surplus (Deficit):	676,800.00	676,800.00	42,951.40	111,480.48	-4,743.00	-570,062.52	84.23%
Expense							
E01 - Personnel Expense	665,407.79	665,407.79	50,987.56	126,552.03	655.00	538,200.76	80.88%
E10 - Building & Grounds Exp	9,753.00	9,774.56	692.15	1,021.36	134.00	8,619.20	88.18%

Budget Report

For Fiscal: 2025 Period Ending: 02/28/2025

Category	Original Total Budget	Current Total Budget	Period Activity	Fiscal Activity	Encumbrances	Variance Favorable (Unfavorable)	Percent Remaining
E20 - Vehicle Expense	12,149.34	12,149.34	1,720.65	5,766.47	-280.64	6,663.51	54.85%
E30 - Supply Expense	4,500.00	4,500.00	133.91	183.25	-39.01	4,355.76	96.79%
E40 - Operations Expense	43,928.00	63,928.00	28.75	19,172.18	-833.00	45,588.82	71.31%
E55 - Professional Services	43,820.00	43,820.00	95.65	3,155.65	-2,406.30	43,070.65	98.29%
E60 - Miscellaneous Expense	10,100.00	10,100.00	14,498.53	16,998.53	0.00	-6,898.53	-68.30%
E72 - Bond Expense	44,500.00	44,500.00	3,299.89	6,586.66	0.00	37,913.34	85.20%
E85 - Interest Expense	5,071.00	5,071.00	874.33	1,761.78	0.00	3,309.22	65.26%
Expense Total:	839,229.13	859,250.69	72,331.42	181,197.91	-2,769.95	680,822.73	79.23%
Department: 0120 - Planning & Development Surplus (Deficit):							
	-162,429.13	-182,450.69	-29,380.02	-69,717.43	-1,973.05	110,760.21	60.71%

Department: 0200 - Animal Control

Revenue							
R20 - Licenses Permits & Fees	24,380.00	24,380.00	1,525.00	2,365.29	0.00	-22,014.71	90.30%
R40 - Fines & Forfeitures	6,000.00	6,000.00	0.00	280.00	0.00	-5,720.00	95.33%
R62 - Intergovernmental Tsfrs	678,072.00	678,072.00	56,505.00	113,010.00	0.00	-565,062.00	83.33%
Revenue Surplus (Deficit):	708,452.00	708,452.00	58,030.00	115,655.29	0.00	-592,796.71	83.67%
Expense							
E01 - Personnel Expense	739,339.55	739,339.55	51,557.39	123,285.45	-55.41	616,109.51	83.33%
E10 - Building & Grounds Exp	45,592.00	45,717.41	4,645.50	9,421.53	758.47	35,537.41	77.73%
E20 - Vehicle Expense	9,373.00	9,373.00	994.22	3,499.11	131.22	5,742.67	61.27%
E30 - Supply Expense	25,650.00	26,154.33	527.00	2,732.90	-620.81	24,042.24	91.92%
E40 - Operations Expense	2,325.00	2,325.00	88.15	494.06	0.00	1,830.94	78.75%
E55 - Professional Services	34,500.00	34,644.15	2,810.87	7,776.57	-4,432.68	31,300.26	90.35%
E60 - Miscellaneous Expense	10,000.00	10,000.00	8,235.16	8,235.16	0.00	1,764.84	17.65%
E72 - Bond Expense	92,230.00	92,230.00	6,936.93	13,847.80	0.00	78,382.20	84.99%
E80 - Fixed Assets	0.00	0.00	0.00	0.00	253,244.00	-253,244.00	0.00%
E85 - Interest Expense	10,415.00	10,415.00	1,690.51	3,407.07	0.00	7,007.93	67.29%
Expense Total:	969,424.55	970,198.44	77,485.73	172,699.65	249,024.79	548,474.00	56.53%
Department: 0200 - Animal Control Surplus (Deficit):							
	-260,972.55	-261,746.44	-19,455.73	-57,044.36	-249,024.79	-44,322.71	-16.93%

Department: 0300 - Court

Revenue							
R40 - Fines & Forfeitures	532,900.00	532,900.00	49,012.71	110,523.50	0.00	-422,376.50	79.26%
R60 - Miscellaneous Revenue	50,520.00	50,520.00	5,438.12	8,974.06	0.00	-41,545.94	82.24%
R64 - Reimbursement	160,000.00	160,000.00	0.00	0.00	0.00	-160,000.00	100.00%
Revenue Surplus (Deficit):	743,420.00	743,420.00	54,450.83	119,497.56	0.00	-623,922.44	83.93%
Expense							
E01 - Personnel Expense	523,315.96	523,315.96	35,478.20	92,305.23	755.70	430,255.03	82.22%
E10 - Building & Grounds Exp	23,524.00	23,610.25	1,385.80	2,658.02	102.50	20,849.73	88.31%
E30 - Supply Expense	12,000.00	12,000.00	720.35	3,048.85	-214.28	9,165.43	76.38%
E40 - Operations Expense	161,745.00	161,745.00	26,473.83	26,923.83	178.75	134,642.42	83.24%
E55 - Professional Services	4,100.00	4,100.00	0.00	0.00	0.00	4,100.00	100.00%

Budget Report

For Fiscal: 2025 Period Ending: 02/28/2025

Category	Original Total Budget	Current Total Budget	Period Activity	Fiscal Activity	Encumbrances	Variance		Percent Remaining
						Favorable (Unfavorable)		
E60 - Miscellaneous Expense	3,056.00	3,056.00	263.24	526.48	0.00	2,529.52		82.77%
Expense Total:	727,740.96	727,827.21	64,321.42	125,462.41	822.67	601,542.13		82.65%
Department: 0300 - Court Surplus (Deficit):	15,679.04	15,592.79	-9,870.59	-5,964.85	-822.67	-22,380.31		143.53%
Revenue	1,525,650.00	1,525,650.00	127,136.00	254,272.00	0.00	-1,271,378.00		83.33%
R62 - Intergovernmental Tsfrs	1,525,650.00	1,525,650.00	127,136.00	254,272.00	0.00	-1,271,378.00		83.33%
Expense	884,112.27	884,112.27	58,313.59	137,994.33	-102.57	746,220.51		84.40%
E01 - Personnel Expense	8,637.00	8,637.00	0.00	0.00	0.00	8,637.00		100.00%
E10 - Building & Grounds Exp	22,316.00	22,316.00	2,833.39	9,877.59	0.00	12,438.41		55.74%
E20 - Vehicle Expense	500.00	500.00	113.25	113.25	0.00	386.75		77.35%
E30 - Supply Expense	500.00	500.00	0.00	0.00	0.00	500.00		100.00%
E40 - Operations Expense	41,000.00	47,600.00	0.00	0.00	6,600.00	41,000.00		86.13%
E55 - Professional Services	26,000.00	26,000.00	0.00	2,500.00	0.00	23,500.00		90.38%
E60 - Miscellaneous Expense	304,650.00	304,650.00	21,516.73	42,959.30	0.00	261,690.70		85.90%
E72 - Bond Expense	37,221.00	37,221.00	4,596.35	9,266.85	0.00	27,954.15		75.10%
E85 - Interest Expense	1,324,936.27	1,331,536.27	87,373.31	202,711.32	6,497.43	1,122,327.52		84.29%
Expense Total:	200,713.73	194,113.73	39,762.69	51,560.68	-6,497.43	-149,050.48		76.79%
Department: 0400 - Parks Surplus (Deficit):								
Revenue	91,000.00	91,000.00	974.00	1,463.00	0.00	-89,537.00		98.39%
R50 - Sale of Services	91,000.00	91,000.00	974.00	1,463.00	0.00	-89,537.00		98.39%
Expense	35,333.25	35,333.25	0.00	14.44	0.00	35,318.81		99.96%
E01 - Personnel Expense	50,026.96	50,026.96	1,606.31	3,261.23	-27.54	46,793.27		93.54%
E10 - Building & Grounds Exp	17,100.00	17,100.00	1.00	2.00	0.00	17,098.00		99.99%
E30 - Supply Expense	0.00	24,316.15	0.00	0.00	24,316.15	0.00		0.00%
E80 - Fixed Assets	102,460.21	126,776.36	1,607.31	3,277.67	24,288.61	99,210.08		78.26%
Expense Total:	-11,460.21	-35,776.36	-633.31	-1,814.67	-24,288.61	9,673.08		27.04%
Department: 0410 - Parks - Mills Park & Pool Surplus (Deficit):								
Revenue	35,000.00	35,000.00	0.00	0.00	0.00	-35,000.00		100.00%
R74 - Sponsorships	35,000.00	35,000.00	0.00	0.00	0.00	-35,000.00		100.00%
Expense	39,272.00	39,272.00	5,861.30	7,831.74	-56.68	31,496.94		80.20%
E10 - Building & Grounds Exp								

Budget Report

For Fiscal: 2025 Period Ending: 02/28/2025

Category	Original Total Budget	Current Total Budget	Period Activity	Fiscal Activity	Encumbrances	Variance Favorable (Unfavorable)	Percent Remaining
E80 - Fixed Assets	0.00	0.00	6,922.08	19,463.01	37,536.99	-57,000.00	0.00%
Expense Total:	39,272.00	39,272.00	12,783.38	27,294.75	37,480.31	-25,503.06	-64.94%
Department: 0420 - Parks - Midland Surplus (Deficit):	-4,272.00	-4,272.00	-12,783.38	-27,294.75	-37,480.31	-60,503.06	-1,416.27%
Revenue							
R30 - Membership Fees	277,475.00	277,475.00	18,974.25	39,738.50	0.00	-237,736.50	85.68%
R33 - Rental Fees	154,450.00	154,450.00	4,430.00	8,315.00	0.00	-146,135.00	94.62%
R36 - Park Program Fees	148,000.00	148,000.00	6,510.00	11,286.00	0.00	-136,714.00	92.37%
R50 - Sale of Services	130,500.00	130,500.00	6,605.00	9,339.00	0.00	-121,161.00	92.84%
R60 - Miscellaneous Revenue	2,000.00	2,000.00	10.00	231.70	0.00	-1,768.30	88.42%
R74 - Sponsorships	114,450.00	114,450.00	16,970.77	43,970.77	0.00	-70,479.23	61.58%
Revenue Surplus (Deficit):	826,875.00	826,875.00	53,500.02	112,880.97	0.00	-713,994.03	86.35%
Expense							
E01 - Personnel Expense	955,985.47	955,985.47	75,331.37	177,472.23	-581.20	779,094.44	81.50%
E10 - Building & Grounds Exp	645,107.00	671,098.44	49,303.81	90,326.32	26,151.75	554,620.37	82.64%
E20 - Vehicle Expense	9,000.00	11,796.92	3,922.86	3,922.86	1,188.30	6,685.76	56.67%
E30 - Supply Expense	79,700.00	79,700.00	2,221.48	13,893.27	-9,998.21	75,804.94	95.11%
E40 - Operations Expense	41,130.00	41,130.00	5,168.62	6,948.05	-101.29	34,283.24	83.35%
E55 - Professional Services	114,500.00	119,300.00	14,795.40	27,130.94	4,800.00	87,369.06	73.23%
E80 - Fixed Assets	0.00	23,193.81	0.00	0.00	49,943.81	-26,750.00	-115.33%
Expense Total:	1,845,422.47	1,902,204.64	150,743.54	319,693.67	71,403.16	1,511,107.81	79.44%
Department: 0430 - Parks - Bishop Surplus (Deficit):	-1,018,547.47	-1,075,329.64	-97,243.52	-206,812.70	-71,403.16	797,113.78	74.13%
Revenue							
R36 - Park Program Fees	1,000.00	1,000.00	120.00	180.00	0.00	-820.00	82.00%
R74 - Sponsorships	5,000.00	5,000.00	0.00	0.00	0.00	-5,000.00	100.00%
Revenue Surplus (Deficit):	6,000.00	6,000.00	120.00	180.00	0.00	-5,820.00	97.00%
Expense							
E10 - Building & Grounds Exp	23,312.00	23,312.00	1,341.21	3,172.84	-933.95	21,073.11	90.40%
Expense Total:	23,312.00	23,312.00	1,341.21	3,172.84	-933.95	21,073.11	90.40%
Department: 0440 - Parks - Alcoa Surplus (Deficit):	-17,312.00	-17,312.00	-1,221.21	-2,992.84	933.95	15,253.11	88.11%
Revenue							
R36 - Park Program Fees	7,000.00	7,000.00	390.00	420.00	0.00	-6,580.00	94.00%
Revenue Surplus (Deficit):	7,000.00	7,000.00	390.00	420.00	0.00	-6,580.00	94.00%
Expense							
E10 - Building & Grounds Exp	4,001.00	4,001.00	244.12	244.12	3,695.45	61.43	1.54%

Budget Report

For Fiscal: 2025 Period Ending: 02/28/2025

Category	Original Total Budget	Current Total Budget	Period Activity	Fiscal Activity	Encumbrances	Variance Favorable (Unfavorable)	Percent Remaining
Department: 0450 - Parks - Ashley Surplus (Deficit):							
Expense Total:	4,001.00	4,001.00	244.12	244.12	3,695.45	61.43	1.54%
Revenue Surplus (Deficit):	2,999.00	2,999.00	145.88	175.88	-3,695.45	-6,518.57	217.36%
Revenue	700.00	700.00	0.00	0.00	0.00	-700.00	100.00%
R15 - Taxes - Property	1,500.00	1,500.00	300.00	450.00	0.00	-1,050.00	70.00%
R20 - Licenses Permits & Fees	18,000.00	18,000.00	1,540.00	3,080.00	0.00	-14,920.00	82.89%
R33 - Rental Fees	250.00	250.00	1,877.43	1,877.43	0.00	1,627.43	-650.97%
R60 - Miscellaneous Revenue	4,237,888.00	4,237,888.00	353,157.00	706,314.00	0.00	-3,531,574.00	83.33%
R62 - Intergovernmental Tsfrs	20,000.00	20,000.00	0.00	0.00	0.00	-20,000.00	100.00%
R66 - Sale of Equipment	4,278,338.00	4,278,338.00	356,874.43	711,721.43	0.00	-3,566,616.57	83.36%
Expense	5,239,975.66	5,239,975.66	376,357.70	1,029,139.13	187.29	4,210,649.24	80.36%
E01 - Personnel Expense	191,414.96	191,414.96	14,158.51	26,117.08	1,413.46	163,884.42	85.62%
E10 - Building & Grounds Exp	164,677.00	172,477.54	3,436.13	45,523.97	8,741.97	118,211.60	68.54%
E20 - Vehicle Expense	119,300.00	119,300.00	9,943.83	16,193.10	191.71	102,915.19	86.27%
E30 - Supply Expense	16,000.00	16,000.00	0.00	0.00	170.00	15,830.00	98.94%
E40 - Operations Expense	1,000.00	1,000.00	0.00	0.00	0.00	1,000.00	100.00%
E55 - Professional Services	25,000.00	25,000.00	11,121.35	11,121.35	0.00	13,878.65	55.51%
E60 - Miscellaneous Expense	228,746.00	228,746.00	19,503.52	38,943.52	0.00	189,802.48	82.98%
E72 - Bond Expense	0.00	0.00	0.00	10,865.29	-10,865.29	0.00	0.00%
E80 - Fixed Assets	35,576.00	35,576.00	3,157.48	6,378.48	0.00	29,197.52	82.07%
E85 - Interest Expense	6,021,689.62	6,029,490.16	437,678.52	1,184,281.92	-160.86	4,845,369.10	80.36%
Expense Total:	-1,743,351.62	-1,751,152.16	-80,804.09	-472,560.49	160.86	1,278,752.53	73.02%
Revenue Surplus (Deficit):	55,000.00	55,000.00	417.48	1,153.06	0.00	-53,846.94	97.90%
Revenue	50,000.00	50,000.00	659.20	659.20	0.00	49,340.80	98.68%
E30 - Supply Expense	50,000.00	50,000.00	659.20	659.20	0.00	49,340.80	98.68%
Expense Total:	5,000.00	5,000.00	-241.72	493.86	0.00	-4,506.14	90.12%
Revenue Surplus (Deficit):	780.00	780.00	67.14	134.28	0.00	-645.72	82.78%
Revenue	5,000.00	5,000.00	1,177.50	1,177.50	0.00	-3,822.50	76.45%
R40 - Fines & Forfeitures	1,695,155.00	1,695,155.00	141,263.00	282,526.00	0.00	-1,412,629.00	83.33%
R60 - Miscellaneous Revenue	0.00	0.00	15,700.00	15,700.00	0.00	15,700.00	0.00%
R62 - Intergovernmental Tsfrs	26,700.00	26,700.00	9,096.05	97,145.08	0.00	70,445.08	-263.84%
R66 - Sale of Equipment							
R70 - Grant Revenue							

Budget Report

For Fiscal: 2025 Period Ending: 02/28/2025

Category	Original Total Budget	Current Total Budget	Period Activity	Fiscal Activity	Encumbrances	Variance Favorable (Unfavorable)	Percent Remaining
Revenue Surplus (Deficit):	1,727,635.00	1,727,635.00	167,303.69	396,682.86	0.00	-1,330,952.14	77.04%
Expense							
E01 - Personnel Expense	4,163,160.97	4,163,160.97	336,485.76	851,758.17	3,235.13	3,308,167.67	79.46%
E10 - Building & Grounds Exp	143,878.00	143,878.00	11,280.79	21,572.42	-1,664.14	123,969.72	86.16%
E20 - Vehicle Expense	325,900.00	325,900.00	22,502.11	84,831.56	-312.70	241,381.14	74.07%
E30 - Supply Expense	58,200.00	58,200.00	3,685.41	4,433.14	257.69	53,509.17	91.94%
E40 - Operations Expense	10,880.00	10,880.00	245.99	895.99	0.00	9,984.01	91.76%
E55 - Professional Services	7,000.00	7,000.00	1,680.09	1,909.62	44.00	5,046.38	72.09%
E60 - Miscellaneous Expense	60,502.00	60,502.00	25,506.24	46,611.24	119.99	13,770.77	22.76%
E70 - Grant Expense	33,700.00	33,700.00	2,792.07	18,099.36	2,117.58	13,483.06	40.01%
E72 - Bond Expense	111,325.00	111,325.00	9,820.71	19,624.59	0.00	91,700.41	82.37%
E80 - Fixed Assets	498,000.00	498,000.00	45,982.41	100,375.09	0.00	397,624.91	79.84%
E85 - Interest Expense	98,663.51	98,663.51	447.87	912.57	0.00	97,750.94	99.08%
Expense Total:	5,511,209.48	5,511,209.48	461,429.45	1,151,023.75	3,797.55	4,356,388.18	79.05%
Department: 0600 - Police - Dispatch	-3,783,574.48	-3,783,574.48	-294,125.76	-754,340.89	-3,797.55	3,025,436.04	79.96%
Expense							
E01 - Personnel Expense	485,316.93	485,316.93	35,603.78	103,702.35	0.00	381,614.58	78.63%
Expense Total:	485,316.93	485,316.93	35,603.78	103,702.35	0.00	381,614.58	78.63%
Department: 0610 - Police - Dispatch Total:	485,316.93	485,316.93	35,603.78	103,702.35	0.00	381,614.58	78.63%
Revenue							
R64 - Reimbursement	386,000.00	386,000.00	0.00	0.00	0.00	-386,000.00	100.00%
Revenue Surplus (Deficit):	386,000.00	386,000.00	0.00	0.00	0.00	-386,000.00	100.00%
Expense							
E01 - Personnel Expense	761,442.30	761,442.30	64,453.46	178,167.60	2,200.80	581,073.90	76.31%
E10 - Building & Grounds Exp	9,600.00	9,600.00	450.53	901.06	-750.00	9,448.94	98.43%
E60 - Miscellaneous Expense	2,500.00	2,500.00	0.00	0.00	0.00	2,500.00	100.00%
Expense Total:	773,542.30	773,542.30	64,903.99	179,068.66	1,450.80	593,022.84	76.66%
Department: 0620 - Police - SRO Surplus (Deficit):	-387,542.30	-387,542.30	-64,903.99	-179,068.66	-1,450.80	207,022.84	53.42%
Expense							
E30 - Supply Expense	1,800.00	1,800.00	249.31	509.81	-37.44	1,327.63	73.76%
E40 - Operations Expense	5,500.00	5,500.00	145.41	1,970.52	-45.80	3,575.28	65.01%
E55 - Professional Services	3,000.00	3,000.00	302.59	677.93	0.00	2,322.07	77.40%
Expense Total:	10,300.00	10,300.00	697.31	3,158.26	-83.24	7,224.98	70.15%
Department: 0630 - Police - K9	10,300.00	10,300.00	697.31	3,158.26	-83.24	7,224.98	70.15%
Fund: 001 - General Fund Surplus (Deficit):	5.36	-160,011.37	3,353.43	-563,992.10	-638,671.48	-1,042,652.21	-651.61%

Budget Report

For Fiscal: 2025 Period Ending: 02/28/2025

Category

Fund: 002 - Sales Tax Fund

Department: 0100 - Administration

Revenue

R10 - Taxes - Sales

Expense

E62 - Intergovernmental Tsfr

	6,647,600.00	6,647,600.00	599,785.15	1,133,295.28	0.00	-5,514,304.72	82.95%
Revenue Surplus (Deficit):	6,647,600.00	6,647,600.00	599,785.15	1,133,295.28	0.00	-5,514,304.72	82.95%
Expense Total:	6,647,600.00	6,647,600.00	565,052.00	1,130,104.00	0.00	5,517,496.00	83.00%
Department: 0100 - Administration Surplus (Deficit):	0.00	0.00	34,733.15	3,191.28	0.00	3,191.28	0.00%
Fund: 002 - Sales Tax Fund Surplus (Deficit):	0.00	0.00	34,733.15	3,191.28	0.00	3,191.28	0.00%

Fund: 003 - Franchise Fees Fund

Department: 0100 - Administration

Revenue

R50 - Sale of Services

Expense

E62 - Intergovernmental Tsfr

	1,341,000.00	1,341,000.00	170,767.95	316,274.38	0.00	-1,024,725.62	76.42%
Revenue Surplus (Deficit):	1,341,000.00	1,341,000.00	170,767.95	316,274.38	0.00	-1,024,725.62	76.42%
Expense Total:	258,600.00	258,600.00	21,550.00	43,100.00	0.00	215,500.00	83.33%
Department: 0100 - Administration Surplus (Deficit):	1,082,400.00	1,082,400.00	149,217.95	273,174.38	0.00	-809,225.62	74.76%

Department: 0800 - Street

Expense

E62 - Intergovernmental Tsfr

	1,082,128.76	1,082,128.76	89,270.78	184,017.59	383,862.50	514,248.67	47.52%
Expense Total:	1,082,128.76	1,082,128.76	89,270.78	184,017.59	383,862.50	514,248.67	47.52%
Department: 0800 - Street Total:	1,082,128.76	1,082,128.76	89,270.78	184,017.59	383,862.50	514,248.67	47.52%
Fund: 003 - Franchise Fees Fund Surplus (Deficit):	271.24	271.24	59,947.17	89,156.79	-383,862.50	-294,976.95	38,751.27%

Fund: 005 - Designated Tax Fund

Department: 0200 - Animal Control

Revenue

R10 - Taxes - Sales

Expense

E62 - Intergovernmental Tsfr

	678,062.00	678,062.00	59,978.52	113,329.53	0.00	-564,732.47	83.29%
Revenue Surplus (Deficit):	678,062.00	678,062.00	59,978.52	113,329.53	0.00	-564,732.47	83.29%
Expense Total:	678,062.00	678,062.00	56,505.00	113,010.00	0.00	565,052.00	83.33%
Department: 0200 - Animal Control Surplus (Deficit):	0.00	0.00	3,473.52	319.53	0.00	319.53	0.00%

Budget Report

For Fiscal: 2025 Period Ending: 02/28/2025

Category	Original Total Budget	Current Total Budget	Period Activity	Fiscal Activity	Encumbrances	Variance Favorable (Unfavorable)	Percent Remaining
Department: 0400 - Parks							
Revenue							
R10 - Taxes - Sales	678,062.00	678,062.00	59,978.52	113,329.53	0.00	-564,732.47	83.29%
	678,062.00	678,062.00	59,978.52	113,329.53	0.00	-564,732.47	83.29%
Revenue Surplus (Deficit):							
Expense							
E62 - Intergovernmental Tsfr	678,062.00	678,062.00	56,505.00	113,010.00	0.00	565,052.00	83.33%
	678,062.00	678,062.00	56,505.00	113,010.00	0.00	565,052.00	83.33%
Expense Total:							
Department: 0400 - Parks Surplus (Deficit):	0.00	0.00	3,473.52	319.53	0.00	319.53	0.00%
Department: 0500 - Fire							
Revenue							
R10 - Taxes - Sales	1,695,155.00	1,695,155.00	149,946.29	283,323.82	0.00	-1,411,831.18	83.29%
	1,695,155.00	1,695,155.00	149,946.29	283,323.82	0.00	-1,411,831.18	83.29%
Revenue Surplus (Deficit):							
Expense							
E62 - Intergovernmental Tsfr	1,695,155.00	1,695,155.00	141,263.00	282,526.00	0.00	1,412,629.00	83.33%
	1,695,155.00	1,695,155.00	141,263.00	282,526.00	0.00	1,412,629.00	83.33%
Expense Total:							
Department: 0500 - Fire Surplus (Deficit):	0.00	0.00	8,683.29	797.82	0.00	797.82	0.00%
Department: 0600 - Police							
Revenue							
R10 - Taxes - Sales	1,695,155.00	1,695,155.00	149,946.29	283,323.82	0.00	-1,411,831.18	83.29%
	1,695,155.00	1,695,155.00	149,946.29	283,323.82	0.00	-1,411,831.18	83.29%
Revenue Surplus (Deficit):							
Expense							
E62 - Intergovernmental Tsfr	1,695,155.00	1,695,155.00	141,263.00	282,526.00	0.00	1,412,629.00	83.33%
	1,695,155.00	1,695,155.00	141,263.00	282,526.00	0.00	1,412,629.00	83.33%
Expense Total:							
Department: 0600 - Police Surplus (Deficit):	0.00	0.00	8,683.29	797.82	0.00	797.82	0.00%
Department: 0800 - Street							
Revenue							
R10 - Taxes - Sales	2,034,860.00	2,034,860.00	179,935.53	339,988.58	0.00	-1,694,871.42	83.29%
	2,034,860.00	2,034,860.00	179,935.53	339,988.58	0.00	-1,694,871.42	83.29%
Revenue Surplus (Deficit):							
Expense							
E62 - Intergovernmental Tsfr	2,034,860.00	2,034,860.00	169,516.00	339,032.00	0.00	1,695,828.00	83.34%
	2,034,860.00	2,034,860.00	169,516.00	339,032.00	0.00	1,695,828.00	83.34%
Expense Total:							
Department: 0800 - Street Surplus (Deficit):	0.00	0.00	10,419.53	956.58	0.00	956.58	0.00%
Fund: 005 - Designated Tax Fund Surplus (Deficit):	0.00	0.00	34,733.15	3,191.28	0.00	3,191.28	0.00%

Budget Report

For Fiscal: 2025 Period Ending: 02/28/2025

Category

Fund: 020 - Animal Control Donation

Department: 0200 - Animal Control

Revenue

R68 - Donation Revenue

	2,500.00	2,500.00	0.00	0.00	0.00	-2,500.00	100.00%
Revenue Surplus (Deficit):	2,500.00	2,500.00	0.00	0.00	0.00	-2,500.00	100.00%

Expense

E55 - Professional Services

	2,500.00	2,500.00	0.00	0.00	0.00	2,500.00	100.00%
Expense Total:	2,500.00	2,500.00	0.00	0.00	0.00	2,500.00	100.00%

Department: 0200 - Animal Control Surplus (Deficit):

	0.00	0.00	0.00	0.00	0.00	0.00	0.00%
Fund: 020 - Animal Control Donation Surplus (Deficit):	0.00	0.00	0.00	0.00	0.00	0.00	0.00%

Fund: 030 - Act 1256 of 1995 Court

Department: 0300 - Court

Revenue

R40 - Fines & Forfeitures

	401,250.00	401,250.00	40,910.64	90,943.57	0.00	-310,306.43	77.33%
Revenue Surplus (Deficit):	401,250.00	401,250.00	40,910.64	90,943.57	0.00	-310,306.43	77.33%

Expense

E01 - Personnel Expense

E40 - Operations Expense

	5,200.00	5,200.00	394.84	789.68	0.00	4,410.32	84.81%
	396,050.00	396,050.00	40,515.80	90,153.89	0.00	305,896.11	77.24%
Expense Total:	401,250.00	401,250.00	40,910.64	90,943.57	0.00	310,306.43	77.33%

Department: 0300 - Court Surplus (Deficit):

	0.00	0.00	0.00	0.00	0.00	0.00	0.00%
Fund: 030 - Act 1256 of 1995 Court Surplus (Deficit):	0.00	0.00	0.00	0.00	0.00	0.00	0.00%

Fund: 031 - Act 1809 of 2001 Court Auto

Department: 0300 - Court

Revenue

R40 - Fines & Forfeitures

	36,000.00	36,000.00	3,299.50	6,448.00	0.00	-29,552.00	82.09%
Revenue Surplus (Deficit):	36,000.00	36,000.00	3,299.50	6,448.00	0.00	-29,552.00	82.09%

Expense

E60 - Miscellaneous Expense

	36,000.00	36,000.00	0.00	0.00	0.00	36,000.00	100.00%
Expense Total:	36,000.00	36,000.00	0.00	0.00	0.00	36,000.00	100.00%

Department: 0300 - Court Surplus (Deficit):

	0.00	0.00	3,299.50	6,448.00	0.00	6,448.00	0.00%
Fund: 031 - Act 1809 of 2001 Court Auto Surplus (Deficit):	0.00	0.00	3,299.50	6,448.00	0.00	6,448.00	0.00%

Fund: 045 - Park 1/8 SalesTax O & M

Department: 0400 - Parks

Revenue

R10 - Taxes - Sales

	830,950.00	830,950.00	74,973.14	141,661.91	0.00	-689,288.09	82.95%
Revenue Surplus (Deficit):	830,950.00	830,950.00	74,973.14	141,661.91	0.00	-689,288.09	82.95%

Budget Report

For Fiscal: 2025 Period Ending: 02/28/2025

Category	Original Total Budget	Current Total Budget	Period Activity	Fiscal Activity	Encumbrances	Variance Favorable (Unfavorable)	Percent Remaining
Expense							
E62 - Intergovernmental Tsfr	830,950.00	830,950.00	70,631.00	141,262.00	0.00	689,688.00	83.00%
	830,950.00	830,950.00	70,631.00	141,262.00	0.00	689,688.00	83.00%
Expense Total:							
Department: 0400 - Parks Surplus (Deficit):	0.00	0.00	4,342.14	399.91	0.00	399.91	0.00%
Fund: 045 - Park 1/8 SalesTax O & M Surplus (Deficit):	0.00	0.00	4,342.14	399.91	0.00	399.91	0.00%
Revenue							
R15 - Taxes - Property	28,000.00	28,000.00	0.00	0.00	0.00	-28,000.00	100.00%
	28,000.00	28,000.00	0.00	0.00	0.00	-28,000.00	100.00%
Revenue Surplus (Deficit):							
Expense							
E40 - Operations Expense	28,000.00	28,000.00	0.00	0.00	0.00	28,000.00	100.00%
	28,000.00	28,000.00	0.00	0.00	0.00	28,000.00	100.00%
Expense Total:							
Department: 0500 - Fire Surplus (Deficit):	0.00	0.00	0.00	0.00	0.00	0.00	0.00%
Fund: 051 - Act 833 of 1991 Fire Surplus (Deficit):	0.00	0.00	0.00	0.00	0.00	0.00	0.00%
Revenue							
R10 - Taxes - Sales	2,492,850.00	2,492,850.00	224,919.43	424,985.72	0.00	-2,067,864.28	82.95%
	2,492,850.00	2,492,850.00	224,919.43	424,985.72	0.00	-2,067,864.28	82.95%
Revenue Surplus (Deficit):							
Expense							
E62 - Intergovernmental Tsfr	2,492,850.00	2,492,850.00	211,894.00	423,788.00	0.00	2,069,062.00	83.00%
	2,492,850.00	2,492,850.00	211,894.00	423,788.00	0.00	2,069,062.00	83.00%
Expense Total:							
Department: 0500 - Fire Surplus (Deficit):	0.00	0.00	13,025.43	1,197.72	0.00	1,197.72	0.00%
Fund: 055 - Fire 3/8 SalesTax Surplus (Deficit):	0.00	0.00	13,025.43	1,197.72	0.00	1,197.72	0.00%
Revenue							
R40 - Fines & Forfeitures	15,000.00	15,000.00	1,342.64	2,685.28	0.00	-12,314.72	82.10%
	15,000.00	15,000.00	1,342.64	2,685.28	0.00	-12,314.72	82.10%
Revenue Surplus (Deficit):							
Expense							
E60 - Miscellaneous Expense	15,000.00	15,000.00	0.00	0.00	0.00	15,000.00	100.00%
	15,000.00	15,000.00	0.00	0.00	0.00	15,000.00	100.00%
Expense Total:							
Department: 0600 - Police Surplus (Deficit):	0.00	0.00	1,342.64	2,685.28	0.00	2,685.28	0.00%
Fund: 061 - Act 918 of 1983 Police Surplus (Deficit):	0.00	0.00	1,342.64	2,685.28	0.00	2,685.28	0.00%

Budget Report

For Fiscal: 2025 Period Ending: 02/28/2025

Category	Original Total Budget	Current Total Budget	Period Activity	Fiscal Activity	Encumbrances	Variance Favorable (Unfavorable)	Percent Remaining
Fund: 062 - Act 988 of 1991 Emerg Veh							
Department: 0600 - Police							
Revenue							
R40 - Fines & Forfeitures	12,000.00	12,000.00	302.50	874.00	0.00	-11,126.00	92.72%
	12,000.00	12,000.00	302.50	874.00	0.00	-11,126.00	92.72%
Revenue Surplus (Deficit):							
Expense							
E40 - Operations Expense	12,000.00	12,000.00	0.00	0.00	0.00	12,000.00	100.00%
	12,000.00	12,000.00	0.00	0.00	0.00	12,000.00	100.00%
Expense Total:							
Department: 0600 - Police Surplus (Deficit):							
	0.00	0.00	302.50	874.00	0.00	874.00	0.00%
Department: 062 - Act 988 of 1991 Emerg Veh Surplus (Deficit):							
	0.00	0.00	302.50	874.00	0.00	874.00	0.00%
Fund: 062 - Act 988 of 1991 Emerg Veh							
Department: 0600 - Police							
Revenue							
R40 - Fines & Forfeitures	2,500.00	2,500.00	1,908.00	1,908.00	0.00	-592.00	23.68%
	2,500.00	2,500.00	1,908.00	1,908.00	0.00	-592.00	23.68%
Revenue Surplus (Deficit):							
Expense							
E60 - Miscellaneous Expense	2,500.00	2,500.00	0.00	0.00	0.00	2,500.00	100.00%
	2,500.00	2,500.00	0.00	0.00	0.00	2,500.00	100.00%
Expense Total:							
Department: 0600 - Police Surplus (Deficit):							
	0.00	0.00	1,908.00	1,908.00	0.00	1,908.00	0.00%
Fund: 068 - State Drug Control							
Department: 0600 - Police							
Revenue							
R40 - Fines & Forfeitures	0.00	0.00	0.00	0.00	0.00	0.00	0.00%
	0.00	0.00	0.00	0.00	0.00	0.00	0.00%
Revenue Surplus (Deficit):							
Expense							
E60 - Miscellaneous Expense	0.00	0.00	0.00	0.00	0.00	0.00	0.00%
	0.00	0.00	0.00	0.00	0.00	0.00	0.00%
Expense Total:							
Department: 0600 - Police Surplus (Deficit):							
	0.00	0.00	0.00	0.00	0.00	0.00	0.00%
Fund: 068 - State Drug Control							
Department: 0600 - Police							
Revenue							
R40 - Fines & Forfeitures	0.00	0.00	0.00	0.00	0.00	0.00	0.00%
	0.00	0.00	0.00	0.00	0.00	0.00	0.00%
Revenue Surplus (Deficit):							
Expense							
E60 - Miscellaneous Expense	0.00	0.00	0.00	0.00	0.00	0.00	0.00%
	0.00	0.00	0.00	0.00	0.00	0.00	0.00%
Expense Total:							
Department: 0600 - Police Surplus (Deficit):							
	0.00	0.00	0.00	0.00	0.00	0.00	0.00%
Fund: 080 - Street Fund							
Department: 0140 - Stormwater							
Expense							
E01 - Personnel Expense	525,553.09	525,553.09	39,937.44	95,267.86	0.00	430,285.23	81.87%
E10 - Building & Grounds Exp	4,512.00	4,512.00	356.45	356.45	-225.00	4,380.55	97.09%
E20 - Vehicle Expense	27,020.00	27,020.00	704.56	1,601.79	0.00	25,418.21	94.07%
E30 - Supply Expense	25,400.00	25,400.00	0.00	1,318.68	0.00	24,081.32	94.81%
E40 - Operations Expense	13,200.00	13,200.00	3,400.64	3,400.64	1,866.17	7,933.19	60.10%
E55 - Professional Services	41,000.00	41,000.00	0.00	0.00	18,200.00	22,800.00	55.61%
	636,685.09	636,685.09	44,399.09	101,945.42	19,841.17	514,898.50	80.87%
Expense Total:							
Department: 0140 - Stormwater Total:							
	636,685.09	636,685.09	44,399.09	101,945.42	19,841.17	514,898.50	80.87%
Department: 0800 - Street							
Revenue							
R15 - Taxes - Property	2,174,000.00	2,174,000.00	150,894.62	362,486.81	0.00	-1,811,513.19	83.33%
R60 - Miscellaneous Revenue	1,500.00	1,500.00	1,559.01	1,759.01	0.00	259.01	-17.27%
R62 - Intergovernmental Tsfrs	2,034,860.00	2,034,860.00	169,516.00	339,032.00	0.00	-1,695,828.00	83.34%
	4,210,360.00	4,210,360.00	321,969.63	703,277.82	0.00	-3,507,082.18	83.30%
Revenue Surplus (Deficit):							

Budget Report

For Fiscal: 2025 Period Ending: 02/28/2025

Category	Original Total Budget	Current Total Budget	Period Activity	Fiscal Activity	Encumbrances	Variance Favorable (Unfavorable)	Percent Remaining
Expense							
E01 - Personnel Expense	1,751,140.65	1,751,140.65	116,688.76	289,712.73	0.00	1,461,427.92	83.46%
E10 - Building & Grounds Exp	231,090.00	231,090.00	14,634.93	28,761.75	3,010.27	199,317.98	86.25%
E20 - Vehicle Expense	250,477.00	257,042.06	14,013.33	70,792.76	11,775.13	174,474.17	67.88%
E30 - Supply Expense	473,996.00	473,996.00	48,705.38	76,012.34	-18,385.94	416,369.60	87.84%
E40 - Operations Expense	96,000.00	96,000.00	4,867.46	10,004.63	166.66	85,828.71	89.40%
E55 - Professional Services	493,500.00	512,048.75	3,277.63	6,181.38	18,572.51	487,294.86	95.17%
E60 - Miscellaneous Expense	24,776.00	24,776.00	1,719.76	1,867.52	0.00	22,908.48	92.46%
E80 - Fixed Assets	250,017.00	250,017.00	0.00	0.00	0.00	250,017.00	100.00%
Expense Total:	3,570,996.65	3,596,110.46	203,907.25	483,333.11	15,138.63	3,097,638.72	86.14%
Department: 0800 - Street Surplus (Deficit):	639,363.35	614,249.54	118,062.38	219,944.71	-15,138.63	-409,443.46	66.66%
Fund: 080 - Street Fund Surplus (Deficit):	2,678.26	-22,435.55	73,663.29	117,999.29	-34,979.80	105,455.04	470.04%
Fund: 110 - Special Redemp - 2016 Bond							
Department: 0100 - Administration							
Revenue							
R62 - Intergovernmental Tsfrs	30,000.00	30,000.00	2,721.15	5,555.38	0.00	-24,444.62	81.48%
R85 - Interest Revenue	0.00	0.00	24.82	252.48	0.00	252.48	0.00%
Revenue Surplus (Deficit):	30,000.00	30,000.00	2,745.97	5,807.86	0.00	-24,192.14	80.64%
Department: 0100 - Administration Surplus (Deficit):	30,000.00	30,000.00	2,745.97	5,807.86	0.00	-24,192.14	80.64%
Fund: 110 - Special Redemp - 2016 Bond Surplus (Deficit):	30,000.00	30,000.00	2,745.97	5,807.86	0.00	-24,192.14	80.64%
Fund: 113 - Debt Service Reserve Fund							
Department: 0100 - Administration							
Revenue							
R85 - Interest Revenue	30,000.00	30,000.00	2,721.15	5,555.38	0.00	-24,444.62	81.48%
Revenue Surplus (Deficit):	30,000.00	30,000.00	2,721.15	5,555.38	0.00	-24,444.62	81.48%
Expense							
E62 - Intergovernmental Tsfr	30,000.00	30,000.00	2,721.15	5,555.38	0.00	24,444.62	81.48%
Expense Total:	30,000.00	30,000.00	2,721.15	5,555.38	0.00	24,444.62	81.48%
Department: 0100 - Administration Surplus (Deficit):	0.00	0.00	0.00	0.00	0.00	0.00	0.00%
Fund: 113 - Debt Service Reserve Fund Surplus (Deficit):	0.00	0.00	0.00	0.00	0.00	0.00	0.00%
Fund: 114 - 2016 Bond Fund							
Department: 0000 - Administration							
Expense							
E72 - Bond Expense	1,673,475.00	1,673,475.00	0.00	0.00	0.00	1,673,475.00	100.00%
E85 - Interest Expense	1,672,525.00	1,672,525.00	0.00	0.00	0.00	1,672,525.00	100.00%
Expense Total:	3,346,000.00	3,346,000.00	0.00	0.00	0.00	3,346,000.00	100.00%
Department: 0000 - Administration Total:	3,346,000.00	3,346,000.00	0.00	0.00	0.00	3,346,000.00	100.00%

Budget Report

Category	Original Total Budget	Current Total Budget	Period Activity	Fiscal Activity	Encumbrances	Variance Favorable (Unfavorable)	Percent Remaining
Department: 0100 - Administration							
Revenue							
R10 - Taxes - Sales	3,390,310.00	3,390,310.00	299,892.58	566,647.64	0.00	-2,823,662.36	83.29%
Revenue Surplus (Deficit):	3,390,310.00	3,390,310.00	299,892.58	566,647.64	0.00	-2,823,662.36	83.29%
Department: 0100 - Administration Surplus (Deficit):	3,390,310.00	3,390,310.00	299,892.58	566,647.64	0.00	-2,823,662.36	83.29%
Department: 0400 - Parks							
Revenue							
R85 - Interest Revenue	50,000.00	50,000.00	3,597.86	6,246.18	0.00	-43,753.82	87.51%
Revenue Surplus (Deficit):	50,000.00	50,000.00	3,597.86	6,246.18	0.00	-43,753.82	87.51%
Department: 0400 - Parks Surplus (Deficit):	50,000.00	50,000.00	3,597.86	6,246.18	0.00	-43,753.82	87.51%
Fund: 114 - 2016 Bond Fund Surplus (Deficit):	94,310.00	94,310.00	303,490.44	572,893.82	0.00	478,583.82	-507.46%
Fund: 182 - 2023 Improvement Revenue Bond Fund							
Department: 0800 - Street							
Revenue							
R62 - Intergovernmental Tsfrs	554,877.00	554,877.00	53,064.81	95,913.26	0.00	-458,963.74	82.71%
R85 - Interest Revenue	5,000.00	5,000.00	1,069.92	2,011.70	0.00	-2,988.30	59.77%
Revenue Surplus (Deficit):	559,877.00	559,877.00	54,134.73	97,924.96	0.00	-461,952.04	82.51%
Expense							
E72 - Bond Expense	0.00	0.00	70,000.00	70,000.00	0.00	-70,000.00	0.00%
E85 - Interest Expense	300,000.00	300,000.00	223,130.00	223,130.00	0.00	76,870.00	25.62%
Expense Total:	300,000.00	300,000.00	293,130.00	293,130.00	0.00	6,870.00	2.29%
Department: 0800 - Street Surplus (Deficit):	259,877.00	259,877.00	-238,995.27	-195,205.04	0.00	-455,082.04	175.11%
Fund: 182 - 2023 Improvement Revenue Bond Fund Surplus (Deficit):	259,877.00	259,877.00	-238,995.27	-195,205.04	0.00	-455,082.04	175.11%
Fund: 183 - 2023 Street Bond DSR							
Department: 0800 - Street							
Revenue							
R85 - Interest Revenue	22,000.00	22,000.00	2,202.80	4,488.42	0.00	-17,511.58	79.60%
Revenue Surplus (Deficit):	22,000.00	22,000.00	2,202.80	4,488.42	0.00	-17,511.58	79.60%
Expense							
E62 - Intergovernmental Tsfr	33,000.00	33,000.00	14,678.56	14,678.56	0.00	18,321.44	55.52%
Expense Total:	33,000.00	33,000.00	14,678.56	14,678.56	0.00	18,321.44	55.52%
Department: 0800 - Street Surplus (Deficit):	-11,000.00	-11,000.00	-12,475.76	-10,190.14	0.00	809.86	7.36%
Fund: 183 - 2023 Street Bond DSR Surplus (Deficit):	-11,000.00	-11,000.00	-12,475.76	-10,190.14	0.00	809.86	7.36%
Fund: 185 - Street Bond 2016 DS							
Department: 0800 - Street							
Revenue							
R62 - Intergovernmental Tsfrs	636,444.00	636,444.00	50,884.53	104,018.13	0.00	-532,425.87	83.66%

Budget Report

For Fiscal: 2025 Period Ending: 02/28/2025

Category	Original Total Budget	Current Total Budget	Period Activity	Fiscal Activity	Encumbrances	Variance	
						Favorable (Unfavorable)	Percent Remaining
R85 - Interest Revenue	5,000.00	5,000.00	1,887.14	3,583.12	0.00	-1,416.88	28.34%
Revenue Surplus (Deficit):	641,444.00	641,444.00	52,771.67	107,601.25	0.00	-533,842.75	83.23%
Expense							
E72 - Bond Expense	638,000.00	638,000.00	513,930.21	514,013.54	0.00	123,986.46	19.43%
Expense Total:	638,000.00	638,000.00	513,930.21	514,013.54	0.00	123,986.46	19.43%
Department: 0800 - Street							
Revenue Surplus (Deficit):	3,444.00	3,444.00	-461,158.54	-406,412.29	0.00	-409,856.29	11,900.59%
Fund: 185 - Street Bond 2016 DS							
Revenue Surplus (Deficit):	3,444.00	3,444.00	-461,158.54	-406,412.29	0.00	-409,856.29	11,900.59%
Fund: 186 - Street Bond 2016 DSR							
Department: 0800 - Street							
Revenue							
R85 - Interest Revenue	10,000.00	10,000.00	1,177.28	2,412.52	0.00	-7,587.48	75.87%
Revenue Surplus (Deficit):	10,000.00	10,000.00	1,177.28	2,412.52	0.00	-7,587.48	75.87%
Expense							
E62 - Intergovernmental Tsfr	0.00	0.00	0.00	1,235.24	0.00	-1,235.24	0.00%
Expense Total:	0.00	0.00	0.00	1,235.24	0.00	-1,235.24	0.00%
Department: 0800 - Street							
Revenue Surplus (Deficit):	10,000.00	10,000.00	1,177.28	1,177.28	0.00	-8,822.72	88.23%
Fund: 186 - Street Bond 2016 DSR							
Revenue Surplus (Deficit):	10,000.00	10,000.00	1,177.28	1,177.28	0.00	-8,822.72	88.23%
Fund: 188 - 2023 Improvement Fund							
Department: 0800 - Street							
Revenue							
R85 - Interest Revenue	0.00	0.00	6,661.30	13,740.76	0.00	13,740.76	0.00%
Revenue Surplus (Deficit):	0.00	0.00	6,661.30	13,740.76	0.00	13,740.76	0.00%
Expense							
E90 - Construction Projects	1,700,000.00	1,700,000.00	867.74	46,646.70	0.00	1,653,353.30	97.26%
Expense Total:	1,700,000.00	1,700,000.00	867.74	46,646.70	0.00	1,653,353.30	97.26%
Department: 0800 - Street							
Revenue Surplus (Deficit):	-1,700,000.00	-1,700,000.00	5,793.56	-32,905.94	0.00	1,667,094.06	98.06%
Fund: 188 - 2023 Improvement Fund							
Surplus (Deficit):	-1,700,000.00	-1,700,000.00	5,793.56	-32,905.94	0.00	1,667,094.06	98.06%
Fund: 500 - Water Fund							
Department: 0900 - Water							
Revenue							
R50 - Sale of Services	4,638,785.00	4,638,785.00	398,877.03	767,982.27	-11,400.00	-3,882,202.73	83.69%
R60 - Miscellaneous Revenue	5,000.00	5,000.00	0.00	0.00	0.00	-5,000.00	100.00%
R62 - Intergovernmental Tsfrs	724,500.00	724,500.00	0.00	0.00	0.00	-724,500.00	100.00%
R64 - Reimbursement	50,000.00	50,000.00	0.00	0.00	0.00	-50,000.00	100.00%
Revenue Surplus (Deficit):	5,418,285.00	5,418,285.00	398,877.03	767,982.27	-11,400.00	-4,661,702.73	86.04%
Expense							
E01 - Personnel Expense	1,633,048.63	1,633,048.63	111,290.28	269,913.45	-160.20	1,363,295.38	83.48%

Budget Report

For Fiscal: 2025 Period Ending: 02/28/2025

Category	Original Total Budget	Current Total Budget	Period Activity	Fiscal Activity	Encumbrances	Variance Favorable (Unfavorable)	Percent Remaining
E10 - Building & Grounds Exp	141,024.00	141,034.78	7,457.10	15,019.45	1,709.48	124,305.85	88.14%
E20 - Vehicle Expense	113,781.00	113,781.00	3,467.35	17,536.30	0.00	96,244.70	84.59%
E30 - Supply Expense	1,607,500.00	1,607,500.00	181,568.20	325,775.59	1,338,958.80	-57,234.39	-3.56%
E40 - Operations Expense	503,200.00	503,200.00	36,177.25	113,679.42	2,366.67	387,153.91	76.94%
E55 - Professional Services	287,650.00	308,721.87	11,393.58	15,726.66	66,305.93	226,689.28	73.43%
E60 - Miscellaneous Expense	36,534.00	36,534.00	684.99	791.15	18,507.38	17,235.47	47.18%
E62 - Intergovernmental Tsfr	187,500.00	187,500.00	17,170.09	33,294.18	0.00	154,205.82	82.24%
E72 - Bond Expense	43,002.00	43,002.00	3,003.05	6,006.10	0.00	36,995.90	86.03%
E80 - Fixed Assets	832,001.00	1,894,528.40	71,816.00	71,816.00	1,041,177.90	781,534.50	41.25%
E85 - Interest Expense	67,454.50	67,454.50	5,674.42	11,348.84	8,186.65	47,919.01	71.04%
Expense Total:	5,452,695.13	6,536,305.18	449,702.31	880,907.14	2,477,052.61	3,178,345.43	48.63%
Department: 0900 - Water Surplus (Deficit):	-34,410.13	-1,118,020.18	-50,825.28	-112,924.87	-2,488,452.61	-1,483,357.30	-132.68%
Department: 0950 - Wastewater							
Revenue							
R50 - Sale of Services	5,790,000.00	5,790,000.00	509,519.51	1,010,654.50	0.00	-4,779,345.50	82.54%
R60 - Miscellaneous Revenue	50,000.00	50,000.00	0.00	0.00	0.00	-50,000.00	100.00%
Revenue Surplus (Deficit):	5,840,000.00	5,840,000.00	509,519.51	1,010,654.50	0.00	-4,829,345.50	82.69%
Expense							
E62 - Intergovernmental Tsfr	5,840,000.00	5,840,000.00	509,519.51	1,010,654.50	0.00	4,829,345.50	82.69%
Expense Total:	5,840,000.00	5,840,000.00	509,519.51	1,010,654.50	0.00	4,829,345.50	82.69%
Department: 0950 - Wastewater Surplus (Deficit):	0.00	0.00	0.00	0.00	0.00	0.00	0.00%
Fund: 500 - Water Fund Surplus (Deficit):	-34,410.13	-1,118,020.18	-50,825.28	-112,924.87	-2,488,452.61	-1,483,357.30	-132.68%
Fund: 510 - Wastewater Fund							
Department: 0900 - Water							
Expense							
E60 - Miscellaneous Expense	0.00	0.00	1,572.00	1,572.00	0.00	-1,572.00	0.00%
Expense Total:	0.00	0.00	1,572.00	1,572.00	0.00	-1,572.00	0.00%
Department: 0900 - Water Total:	0.00	0.00	1,572.00	1,572.00	0.00	-1,572.00	0.00%
Department: 0950 - Wastewater							
Revenue							
R60 - Miscellaneous Revenue	3,675.00	3,675.00	0.00	0.00	0.00	-3,675.00	100.00%
R62 - Intergovernmental Tsfrs	6,859,500.00	6,889,500.00	509,519.51	1,010,654.50	0.00	-5,878,845.50	85.33%
R64 - Reimbursement	50,000.00	50,000.00	0.00	0.00	0.00	-50,000.00	100.00%
Revenue Surplus (Deficit):	6,913,175.00	6,943,175.00	509,519.51	1,010,654.50	0.00	-5,932,520.50	85.44%
Expense							
E01 - Personnel Expense	2,463,233.86	2,463,233.86	164,457.79	408,410.09	-100.00	2,054,923.77	83.42%
E10 - Building & Grounds Exp	726,208.00	726,218.78	51,096.71	104,115.82	1,572.86	620,530.10	85.45%
E20 - Vehicle Expense	253,769.00	253,769.00	11,133.85	45,411.00	-2,151.16	210,509.16	82.95%
E30 - Supply Expense	870,000.00	870,000.00	69,101.12	113,160.43	-2,353.21	759,192.78	87.26%

Budget Report

For Fiscal: 2025 Period Ending: 02/28/2025

Category	Original Total Budget	Current Total Budget	Period Activity	Fiscal Activity	Encumbrances	Variance Favorable (Unfavorable)	Percent Remaining
E40 - Operations Expense	89,200.00	89,200.00	6,033.60	18,279.98	166.67	70,753.35	79.32%
E55 - Professional Services	245,150.00	251,221.88	5,175.83	11,162.50	74,307.46	165,751.92	65.98%
E60 - Miscellaneous Expense	49,534.00	49,534.00	1,935.28	2,041.45	34,603.32	12,889.23	26.02%
E62 - Intergovernmental Tsfr	289,500.00	289,500.00	25,475.98	50,532.73	0.00	238,967.27	82.54%
E72 - Bond Expense	49,000.00	49,000.00	4,074.71	8,149.42	0.00	40,850.58	83.37%
E80 - Fixed Assets	1,813,015.00	3,490,478.03	143,987.59	143,987.59	1,924,741.08	1,421,749.36	40.73%
E85 - Interest Expense	89,915.00	89,915.00	6,620.05	13,098.23	15,939.28	60,877.49	67.71%
Expense Total:	6,938,524.86	8,622,070.55	489,092.51	918,349.24	2,046,726.30	5,656,995.01	65.61%
Department: 0950 - Wastewater Surplus (Deficit):	-25,349.86	-1,678,895.55	20,427.00	92,305.26	-2,046,726.30	-275,525.49	-16.41%
Fund: 510 - Wastewater Fund Surplus (Deficit):	-25,349.86	-1,678,895.55	18,855.00	90,733.26	-2,046,726.30	-277,097.49	-16.50%

Fund: 515 - Stormwater Utility Fund

Department: 0140 - Stormwater

Revenue							
R20 - Licenses Permits & Fees	20,000.00	20,000.00	500.00	2,300.00	0.00	-17,700.00	88.50%
R50 - Sale of Services	304,800.00	304,800.00	25,829.42	51,645.62	0.00	-253,154.38	83.06%
Revenue Surplus (Deficit):	324,800.00	324,800.00	26,329.42	53,945.62	0.00	-270,854.38	83.39%
Expense							
E80 - Fixed Assets	1.00	1,451,677.71	11,892.00	11,892.00	1,439,784.71	1.00	0.00%
Expense Total:	1.00	1,451,677.71	11,892.00	11,892.00	1,439,784.71	1.00	0.00%
Department: 0140 - Stormwater Surplus (Deficit):	324,799.00	-1,126,877.71	14,437.42	42,053.62	-1,439,784.71	-270,853.38	-24.04%
Fund: 515 - Stormwater Utility Fund Surplus (Deficit):	324,799.00	-1,126,877.71	14,437.42	42,053.62	-1,439,784.71	-270,853.38	-24.04%

Fund: 525 - Depreciation - WW

Department: 0900 - Water

Expense							
E62 - Intergovernmental Tsfr	187,500.00	187,500.00	0.00	0.00	0.00	187,500.00	100.00%
Expense Total:	187,500.00	187,500.00	0.00	0.00	0.00	187,500.00	100.00%
Department: 0900 - Water Total:	187,500.00	187,500.00	0.00	0.00	0.00	187,500.00	100.00%

Department: 0950 - Wastewater

Revenue							
R62 - Intergovernmental Tsfrs	477,000.00	477,000.00	42,646.07	83,826.91	0.00	-393,173.09	82.43%
Revenue Surplus (Deficit):	477,000.00	477,000.00	42,646.07	83,826.91	0.00	-393,173.09	82.43%

Expense

E62 - Intergovernmental Tsfr	289,500.00	319,500.00	0.00	0.00	0.00	319,500.00	100.00%
Expense Total:	289,500.00	319,500.00	0.00	0.00	0.00	319,500.00	100.00%
Department: 0950 - Wastewater Surplus (Deficit):	187,500.00	157,500.00	42,646.07	83,826.91	0.00	-73,673.09	46.78%
Fund: 525 - Depreciation - WW Surplus (Deficit):	0.00	-30,000.00	42,646.07	83,826.91	0.00	113,826.91	379.42%

Budget Report

For Fiscal: 2025 Period Ending: 02/28/2025

Category	Original Total Budget	Current Total Budget	Period Activity	Fiscal Activity	Encumbrances	Variance Favorable (Unfavorable)	Percent Remaining
Fund: 550 - Impact - Water							
Department: 0900 - Water							
Revenue							
R20 - Licenses Permits & Fees	35,000.00	35,000.00	1,800.00	3,600.00	0.00	-31,400.00	89.71%
	35,000.00	35,000.00	1,800.00	3,600.00	0.00	-31,400.00	89.71%
Revenue Surplus (Deficit):							
Expense							
E62 - Intergovernmental Tsr	50,000.00	50,000.00	0.00	0.00	0.00	50,000.00	100.00%
	50,000.00	50,000.00	0.00	0.00	0.00	50,000.00	100.00%
Expense Total:							
Department: 0900 - Water Surplus (Deficit):	-15,000.00	-15,000.00	1,800.00	3,600.00	0.00	18,600.00	124.00%
Fund: 550 - Impact - Water Surplus (Deficit):	-15,000.00	-15,000.00	1,800.00	3,600.00	0.00	18,600.00	124.00%
Fund: 555 - Impact - WW							
Department: 0950 - Wastewater							
Revenue							
R20 - Licenses Permits & Fees	50,000.00	50,000.00	7,000.00	9,500.00	0.00	-40,500.00	81.00%
	50,000.00	50,000.00	7,000.00	9,500.00	0.00	-40,500.00	81.00%
Revenue Surplus (Deficit):							
Department: 0950 - Wastewater Surplus (Deficit):	50,000.00	50,000.00	7,000.00	9,500.00	0.00	-40,500.00	81.00%
Fund: 555 - Impact - WW Surplus (Deficit):	50,000.00	50,000.00	7,000.00	9,500.00	0.00	-40,500.00	81.00%
Fund: 604 - W/WW Ref Rev 2017 Bd Fr							
Department: 0000 - Administration							
Revenue							
R62 - Intergovernmental Tsfrs	50,000.00	50,000.00	20,052.61	40,105.22	0.00	-9,894.78	19.79%
R85 - Interest Revenue	2,000.00	2,000.00	258.01	422.18	0.00	-1,577.82	78.89%
	52,000.00	52,000.00	20,310.62	40,527.40	0.00	-11,472.60	22.06%
Revenue Surplus (Deficit):							
Expense							
E62 - Intergovernmental Tsr	50,000.00	50,000.00	0.00	0.00	0.00	50,000.00	100.00%
E72 - Bond Expense	2,000.00	2,000.00	166.67	333.34	0.00	1,666.66	83.33%
	52,000.00	52,000.00	166.67	333.34	0.00	51,666.66	99.36%
Expense Total:							
Department: 0000 - Administration Surplus (Deficit):	0.00	0.00	20,143.95	40,194.06	0.00	40,194.06	0.00%
Fund: 604 - W/WW Ref Rev 2017 Bd Fr Surplus (Deficit):	0.00	0.00	20,143.95	40,194.06	0.00	40,194.06	0.00%
Fund: 606 - W/WW Ref Rev Bonds 2017 DSR							
Department: 0000 - Administration							
Revenue							
R85 - Interest Revenue	0.00	0.00	950.79	1,973.26	0.00	1,973.26	0.00%
	0.00	0.00	950.79	1,973.26	0.00	1,973.26	0.00%
Revenue Surplus (Deficit):							
Department: 0000 - Administration Surplus (Deficit):	0.00	0.00	950.79	1,973.26	0.00	1,973.26	0.00%
Fund: 606 - W/WW Ref Rev Bonds 2017 DSR Surplus (Deficit):	0.00	0.00	950.79	1,973.26	0.00	1,973.26	0.00%

Budget Report

For Fiscal: 2025 Period Ending: 02/28/2025

Category	Original Total Budget	Current Total Budget	Period Activity	Fiscal Activity	Encumbrances	Variance Favorable (Unfavorable)	Percent Remaining
Fund: 620 - 10/2023 Infrastructure Fee W/WW							
Department: 0900 - Water							
Expense							
E62 - Intergovernmental Tsfr	1,267,000.00	1,267,000.00	0.00	0.00	0.00	1,267,000.00	100.00%
Expense Total:	1,267,000.00	1,267,000.00	0.00	0.00	0.00	1,267,000.00	100.00%
Department: 0900 - Water Total:	1,267,000.00	1,267,000.00	0.00	0.00	0.00	1,267,000.00	100.00%
Department: 0950 - Wastewater							
Revenue							
R50 - Sale of Services	1,980,000.00	1,980,000.00	169,232.25	330,164.50	0.00	-1,649,835.50	83.33%
Revenue Surplus (Deficit):	1,980,000.00	1,980,000.00	169,232.25	330,164.50	0.00	-1,649,835.50	83.33%
Department: 0950 - Wastewater Surplus (Deficit):	1,980,000.00	1,980,000.00	169,232.25	330,164.50	0.00	-1,649,835.50	83.33%
Fund: 620 - 10/2023 Infrastructure Fee W/WW Surplus (Deficit):	713,000.00	713,000.00	169,232.25	330,164.50	0.00	-382,835.50	53.69%
Report Surplus (Deficit):	-297,375.13	-4,701,338.12	55,468.28	87,345.74	-7,032,477.40	-2,243,793.54	-47.73%

Fund Summary

Fund	Original Total Budget	Current Total Budget	Period Activity	Fiscal Activity	Encumbrances	Variance	
						Favorable	(Unfavorable)
001 - General Fund	5.36	-160,011.37	3,353.43	-563,992.10	-638,671.48	-1,042,652.21	
002 - Sales Tax Fund	0.00	0.00	34,733.15	3,191.28	0.00	3,191.28	
003 - Franchise Fees Fund	271.24	271.24	59,947.17	89,156.79	-383,862.50	-294,976.95	
005 - Designated Tax Fund	0.00	0.00	34,733.15	3,191.28	0.00	3,191.28	
020 - Animal Control Donation	0.00	0.00	0.00	0.00	0.00	0.00	
030 - Act 1256 of 1995 Court	0.00	0.00	0.00	0.00	0.00	0.00	
031 - Act 1809 of 2001 Court Aut	0.00	0.00	3,299.50	6,448.00	0.00	6,448.00	
045 - Park 1/8 SalesTax O & M	0.00	0.00	4,342.14	399.91	0.00	399.91	
051 - Act 833 of 1991 Fire	0.00	0.00	0.00	0.00	0.00	0.00	
055 - Fire 3/8 SalesTax	0.00	0.00	13,025.43	1,197.72	0.00	1,197.72	
061 - Act 918 of 1983 Police	0.00	0.00	1,342.64	2,685.28	0.00	2,685.28	
062 - Act 988 of 1991 Emerg Veh	0.00	0.00	302.50	874.00	0.00	874.00	
068 - State Drug Control	0.00	0.00	1,908.00	1,908.00	0.00	1,908.00	
080 - Street Fund	2,678.26	-22,435.55	73,663.29	117,999.29	-34,979.80	105,455.04	
110 - Special Redemp - 2016 Bon	30,000.00	30,000.00	2,745.97	5,807.86	0.00	-24,192.14	
113 - Debt Service Reserve Fund	0.00	0.00	0.00	0.00	0.00	0.00	
114 - 2016 Bond Fund	94,310.00	94,310.00	303,490.44	572,893.82	0.00	478,583.82	
182 - 2023 Improvement Revenue	259,877.00	259,877.00	-238,995.27	-195,205.04	0.00	-455,082.04	
183 - 2023 Street Bond DSR	-11,000.00	-11,000.00	-12,475.76	-10,190.14	0.00	809.86	
185 - Street Bond 2016 DS	3,444.00	3,444.00	-461,158.54	-406,412.29	0.00	-409,856.29	
186 - Street Bond 2016 DSR	10,000.00	10,000.00	1,177.28	1,177.28	0.00	-8,822.72	
188 - 2023 Improvement Fund	-1,700,000.00	-1,700,000.00	5,793.56	-32,905.94	0.00	1,667,094.06	
500 - Water Fund	-34,410.13	-1,118,020.18	-50,825.28	-112,924.87	-2,488,452.61	-1,483,357.30	
510 - Wastewater Fund	-25,349.86	-1,678,895.55	18,855.00	90,733.26	-2,046,726.30	-277,097.49	
515 - Stormwater Utility Fund	324,799.00	-1,126,877.71	14,437.42	42,053.62	-1,439,784.71	-270,853.38	
525 - Depreciation - WW	0.00	-30,000.00	42,646.07	83,826.91	0.00	113,826.91	
550 - Impact - Water	-15,000.00	-15,000.00	1,800.00	3,600.00	0.00	18,600.00	
555 - Impact - WW	50,000.00	50,000.00	7,000.00	9,500.00	0.00	-40,500.00	
604 - W/WW Ref Rev 2017 Bd Fr	0.00	0.00	20,143.95	40,194.06	0.00	40,194.06	
606 - W/WW Ref Rev Bonds 201	0.00	0.00	950.79	1,973.26	0.00	1,973.26	
620 - 10/2023 Infrastructure Fee W,	713,000.00	713,000.00	169,232.25	330,164.50	0.00	-382,835.50	
Report Surplus (Deficit):	-297,375.13	-4,701,338.12	55,468.28	87,345.74	-7,032,477.40	-2,243,793.54	