Bryant City Council

Boswell Municipal Complex - City Hall Court Room

210 SW 3rd Street

YouTube: https://www.youtube.com/c/bryantarkansas

Date: September 30, 2025 - **Time:** 6:30 PM

Invocation

Pledge of Allegiance

Call to Order

Approval of Minutes

1. August 19, 2025 Regular Meeting - Unapproved minutes

- Unapproved Minutes_Aug192025.pdf

Presentations and Announcements

Public Comments

Old Business

New Business

Finance

2. Finance Report - Month ending August 31, 2025

Approval and acceptance of the finance report for the month ending August 31, 2025.

- Finance Report_Aug2025.pdf

3. Resolution 2025-36 - A resolution providing for the adoption of an amended budget for the City of Bryant for the twelve-month period beginning January 1, 2025 and ending December 31, 2025.

- Resolution 2025-36_BudgetAdjustments.pdf

4. Resolution 2025-37 - A resolution authorizing the Mayor of the City of Bryant, Arkansas to enter into a contract with Forvis Mazars for auditing and tax services; and for other purposes.

- Resolution 2025-37 Audit_Contract.pdf

Animal Control

5. Resolution 2025-38 - A resolution authorizing the City of Bryant to sell and/or dispose of surplus equipment owned by the City of Bryant.

- Resolution 2025-38 Animal_Control_Selling.pdf

City Attorney

6. Ordinance 2025-11 - An ordinance fixing rates for services rendered by the water facilities of the water and sewer system of the City of Bryant, Arkansas; and prescribing other matters relating thereto.

- Ordinance 2025-11 Water_Rates.pdf

7. Ordinance 2025-12 - An ordinance fixing rates for services rendered by the sewer facilities of the water and sewer system of the City of Bryant, Arkansas; and prescribing other matters relating thereto.

- Ordinance 2025-12 Wastewater_Rates.pdf

City Government

8. Municipal Funding Committee Recommendation - Presented by Mayor Chris Treat

- MFCRecommends.pdf

Council

9. Ordinance 2025-13 - An ordinance restricting right-of-way canvassers and solicitors to certain Bryant streets and roadways, located within the City of Bryant, because canvassers and solicitors pose a danger to themselves and the public at large by intervening with the safe and normal flow of traffic; and for other purposes.

Requested by Councilmember Lisa Meyer

- Ordinance 2025-13 Panhandling.pdf

Human Resources

10. Resolution 2025-39 - A resolution adopting policy and procedures for obtaining Commercial Drivers License through the City of Bryant Public Works Department and adding policy and procedures to the City of Bryant Employee Handbook.

- Resolution 2025-39 CDL_Policy.pdf

Planning & Development

11. Resolution 2025-40 - A resolution authorizing the Mayor of the City of Bryant, Arkansas to enter into a contract with Crafton Tull for the Comprehensive Growth Plan update; and for other purposes.

- Resolution 2025-40 Comp_Growth_Plan.pdf

12. Request for a Variance on Flood Plain Ordinance - Tarver Property on Midland Road

- Flood_Plain_Variance_Tarver.pdf

Public Works

13. Resolution 2025-41 - A resolution allowing for public bidding for sale of equipment, vehicles and other items as named in this resolution on GovDeals.

- Resolution 2025-41 GovDeals_PubWorks.pdf

14. Right of Way Acquisition - For ARDOT Hwy 5 Widening Project

- ARDOT Right_Of_Way Offer.pdf

Council Comments

Mayor Comments

Adjournments

Bryant City Council Meeting Minutes
August 19, 2025 - 6:30 PM

Boswell Municipal Complex - City Hall Court Room 210 SW 3rd Street Bryant, Arkansas
YouTube: https://www.youtube.com/c/bryantarkansas

UNAPPROVED MINUTES

A prayer was led by City Clerk Mark Smith and the Pledge of Allegiance was led by Mayor Treat.

Call to Order- Mayor Treat at 6:30 pm.

Roll Call –
Present: Walter Burgess, Butch Higginbotham, Jon Martin, Lisa Meyer, Jack Moseley, Jordan O'Roark. Rob Roedel and Wade Permenter.
Quorum Present.
City Attorney Ashley Clancy and City Clerk Mark Smith were also present.

Approval of Minutes

1. **Approval of July 29, 2025 Council Meeting Minutes** [YT 1:30]
   Motion to approve - Council Member Higginbotham, second by Council Member Permenter.
   Voice Vote. Motion Passed.

Presentations and Announcements

2. **Grant Updates** – Presented by Rebecca Kidder, Grants Coordinator [YT 1:40]
   Five grants have been awarded totaling over $2.2 million so far this year. The results for six grants are still outstanding.

No Public Comments

New Business

Finance – Presented by Joy Black, Director

3. **Finance Report - Month ending July 31, 2025** [YT 4:30]
   Approval and acceptance of the finance report for the month ending July 31, 2025.
   Motion to accept - Council Member Roedel, second by Council Member Martin.
   Voice Vote. Motion Passed.

4. **Resolution 2025-28** - A resolution providing for the adoption of an amended budget for the City of Bryant for the twelve month period beginning January 1, 2025 and ending December 31, 2025. [YT 5:20]
   Motion to adopt - Council Moseley, second by Council Member Higginbotham.
   Voice Vote. Motion Passed.

5. **Ordinance 2025-7 - An ordinance levying a tax (3.2 Mills) on all Personal property in the City of Bryant, Saline County, for the purpose as provided by law.** [YT 6:30]
   Motion to suspend the rules and read 1st, 2nd and 3rd reading by title only - Council Member Roedell, second by Council Member Meyer.
   Voice Vote. Motion passed.
   Ordinance read by the Mayor.
   Roll Call Vote. YES: Meyer, Roedel.
   NO: Burgess, Higginbotham, Martin, Moseley, O 'Roark.
   ABSTAIN: Permenter.
   Motion Failed 2-6.

   Following more discussion, there was a revote.
   Motion to adopt by Council Member Meyer, second by Council Member Roedel.
   Roll Call Vote. YES: Burgess, Martin, Meyer, Moseley, O'Roark, Permenter, Roedel.
   NO: Higginbotham.
   Motion Passed 7-1.

   There was no Emergency Clause.

6. **Ordinance 2025-8 - An ordinance levying a tax (3.2 Mills) on all Real property in the City of Bryant, Saline County, Arkansas, for the purpose as provided by law.** [YT 18:30]

   Motion to suspend the rules and read 1st, 2nd and 3rd reading by title only - Council Member Permenter, second by Council Member Martin.
   Voice Vote. Motion passed.
   Ordinance read by the Mayor.
   Motion to adopt by Council Member Meyer, second by Council Member Martin.
   Roll Call Vote. YES: Burgess, Martin, Meyer, Moseley, O'Roark, Permenter.
   NO: Higginbotham, Roedel.
   Motion Passed 6-2.

   There was no Emergency Clause.

7. **Draft Audit and Tax Services Contract** [YT 21:25]
   See Forvis Mazars City of Bryant Uniform Contract.
   For Discussion only.

8. **Resolution 2025-33 - A resolution authorizing the Mayor of Bryant, Arkansas to enter into a contract with the Computer Hut DBA Pinnacle IT for Network Monitoring Services; and for other purposes.** [YT 27:55]
   Motion to accept - Council Higginbotham, second by Council Member Martin.
   Voice Vote. Motion Passed.

City Attorney- presented by Ashley Clancy

9. **Ordinance 2025-9** - An ordinance authorizing the Mayor of the City of Bryant, Arkansas to enter into an agreement with Pafford Medical Services for the provision of Ambulance Services; declaring an emergency; and for other purposes. [YT 32:05]

   Motion to suspend the rules and read 1st, 2nd and 3rd reading by title only - Council Member Higginbotham, second by Council Member Roedel.
   Voice Vote. Motion passed.
   Ordinance read by the Mayor.
   Motion to adopt by Council Member Roedel, second by Council Member Meyer.
   Roll Call Vote. YES: Burgess, Higginbotham, Martin, Meyer, Moseley, O'Roark, Permenter, Roedel.
   Motion Passed 8-0.

   Motion to adopt Emergency Clause by Council Member Higginbotham, second by Council Member O'Roark.
   Roll Call Vote. YES: Burgess, Higginbotham, Martin, Meyer, Moseley, O'Roark, Permenter, Roedel.
   Motion Passed 8-0.

10. **Resolution 2025-34** - A resolution authorizing the Mayor of the City of Bryant, Arkansas, to enter into an Operational Cost Sharing Agreement with Saline County for the Saline County Detention Center; and for other purposes. The City of Bryant and Saline County are authorized to enter into agreements to share the reasonable and actual operational costs of housing city prisoners in the county jail. [YT 35:05]
    Motion to adopt - Council Member Higginbotham, Second by Council Member Meyer.
    Voice Vote. Motion Passed.

Planning & Development- presented by Ted Taylor, Director

11. **Resolution 2025-35 - A resolution adopting the Saline County Multi-Jurisdictional Hazard Mitigation Plan for Bryant, Saline County Arkansas** [YT 36:15]
    Motion to adopt - Council Member Higginbotham, Second by Council Member Moseley.
    Voice Vote. Motion Passed.

Public Works- presented by Tim Fournier, Director

12. **Ordinance 2025-10** - An ordinance of the City of Bryant City Council adopting a Wastewater Master Plan and supporting its implementation. [YT 37:40]
Motion to suspend the rules and read first reading by title only - Council Member Meyer, second by Council Member Roedel.
Voice Vote. Motion failed.
After further discussion, another motion was offered.

Motion to adopt by Council Member Roedel, second by Council Member Meyer.
Ordinance read by the Mayor.
Roll Call Vote. YES: Burgess, Higginbotham, Martin, Meyer, Moseley, O'Roark, Permenter, Roedel.
Motion Passed 8-0.

Motion to adopt Emergency Clause by Council Member Higginbotham, second by Council Member O'Roark.
Roll Call Vote. YES: Burgess, Higginbotham, Martin, Meyer, Moseley, O'Roark, Permenter, Roedel.
Motion Passed 8-0.

Council Comments
Council Member Roedel had questions about Intermittent, tax payer supplemented generation resource.

Mayor Comments
Mayor Treat reminded everyone of the Salt Bowl pep-rally next Tuesday.

Adjournment
Motion to Adjourn- Council Member Moseley, second by Council Member Burgess at 7:29 pm.

Financial Statements
August 2025

General - Executive Summary
Revenue & Expenditures

August 2025

	Annual Budget	YTD Budget	January	February	March	April	May	June	July	August	September	October	November	December	Actual YTD Total	Favorable (Unfavorable) Variance	Annual Budget Remaining
Revenues:																	
General	20,238,450	13,492,300	1,751,586	1,513,983	1,526,134	2,180,640	2,051,069	1,715,134	1,681,013	1,545,679	0	0	0	0	13,965,237	472,937	6,273,213
Administration	8,981,630	5,987,753	788,327	651,835	664,869	745,133	1,096,719	662,940	698,775	658,151					5,966,748	(21,005)	3,014,882
Community Development	676,800	451,200	68,529	42,951	34,063	34,823	61,260	76,343	52,651	75,770					446,390	(4,810)	230,410
Animal Control	713,452	475,635	57,625	58,030	58,188	57,778	62,705	62,310	59,131	58,450					474,217	(1,417)	239,235
Court	743,420	495,613	65,047	54,451	61,534	130,481	52,587	51,775	103,976	43,045					562,896	67,282	180,524
Parks	2,491,525	1,661,017	187,096	182,120	196,236	199,552	254,899	251,197	216,533	210,199					1,697,831	36,814	793,694
Fire	4,333,338	2,888,892	355,583	357,292	357,463	359,351	378,644	363,762	357,736	358,465					2,888,296	(596)	1,445,042
Police	2,298,285	1,532,190	229,379	167,304	153,782	653,522	144,256	246,808	192,211	141,598					1,928,860	396,670	369,425
Total Revenues	**20,238,450**	**13,492,300**	**1,751,586**	**1,513,983**	**1,526,134**	**2,180,640**	**2,051,069**	**1,715,134**	**1,681,013**	**1,545,679**	**-**	**-**	**-**	**-**	**13,965,237**	**472,937**	**6,273,213**
Expenditures:																	
General	20,651,283	13,767,522	2,319,166	1,510,629	1,718,697	1,609,235	1,685,360	1,678,244	1,511,360	2,114,158	-	-	-	-	14,146,850	(379,328)	6,504,433
Administration	1,216,888	811,258	130,487	41,426	229,091	94,429	73,699	44,754	99,663	93,919					807,467	3,792	409,421
Community Development	868,350	578,900	108,866	72,331	59,098	81,764	65,130	61,176	51,081	102,632					602,080	(23,179)	266,271
Animal Control	936,332	624,221	95,214	77,486	68,653	73,810	65,844	98,451	66,765	82,254					628,476	(4,255)	307,856
Court	727,827	485,218	61,141	64,321	54,373	44,430	68,077	60,093	55,530	74,240					482,206	3,012	245,621
Parks	3,370,415	2,246,943	302,302	254,093	300,577	370,133	247,422	360,963	297,199	368,517					2,501,206	(254,262)	869,210
Fire	6,068,625	4,045,750	746,603	438,338	457,412	433,468	460,580	453,405	433,823	529,426					3,953,054	92,696	2,115,571
Police	7,462,846	4,975,230	874,553	562,635	549,493	511,202	704,608	599,402	507,299	863,170					5,172,362	(197,131)	2,290,484
Total Expenditures	**20,651,283**	**13,767,522**	**2,319,166**	**1,510,629**	**1,718,697**	**1,609,235**	**1,685,360**	**1,678,244**	**1,511,360**	**2,114,158**	**-**	**-**	**-**	**-**	**14,146,850**	**(379,328)**	**6,504,433**
Excess (Deficit) of Revenues over Expenditures	**(412,833)**	**(275,222)**	**(567,580)**	**3,353**	**(192,563)**	**571,405**	**365,709**	**36,890**	**169,653**	**(568,480)**	**-**	**-**	**-**	**-**	**(181,613)**	**852,265**	**(231,220)**

Change of
$47552.82 inc to exp

Street - Executive Summary
Revenue & Expenditures

	Annual Budget	YTD Budget	January	February	March	April	May	June	July	August	September	October	November	December	Actual YTD Total	Favorable (Unfavorable) Variance	Annual Budget Remaining
Revenues:																	
Street	4,231,260	2,820,840	381,308	321,970	306,404	372,490	989,410	334,126	331,099	327,507					3,364,313	543,473	866,947
Total Revenues	**4,231,260**	**2,820,840**	**381,308**	**321,970**	**306,404**	**372,490**	**989,410**	**334,126**	**331,099**	**327,507**	**-**	**-**	**-**	**-**	**3,364,313**	**543,473**	**866,947**
Expenditures:																	
Street Operating	4,104,028	2,736,019	336,972	248,306	213,203	228,319	235,361	264,205	267,121	347,320					2,140,809	595,210	1,963,219
Street Capital	(305,324)	(203,550)	-			182,396	253,589	143,263	42,576	282,165					903,990	(1,107,539)	(1,209,314)
Total Expenditures	**3,798,704**	**2,532,469**	**336,972**	**248,306**	**213,203**	**410,716**	**488,950**	**407,468**	**309,697**	**629,486**	**-**	**-**	**-**	**-**	**3,044,798**	**(512,329)**	**753,905**
Excess (Deficit) of Revenues over Expenditures	**432,556**	**288,371**	**44,336**	**73,663**	**93,201**	**(38,226)**	**500,460**	**(73,342)**	**21,401**	**(301,979)**	**-**	**-**	**-**	**-**	**319,515**	**1,055,802**	**113,042**

Water - Executive Summary
Revenue & Expenditures

August 2025

	Annual Budget	YTD Budget	January	February	March	April	May	June	July	August	September	October	November	December	Actual YTD Total	Favorable (Unfavorable) Variance	Annual Budget Remaining
Revenues:																	
500-0900-4XXXs	5,418,285	3,612,190	369,105	398,861	407,473	372,592	410,725	417,836	466,544	583,130					3,426,267	(185,923)	1,992,018
Total Revenues	**5,418,285**	**3,612,190**	**369,105**	**398,861**	**407,473**	**372,592**	**410,725**	**417,836**	**466,544**	**583,130**	-	-	-	-	**3,426,267**	**(185,923)**	**1,992,018**
Expenditures:																	
500-0900-5XXXs	4,936,976	3,291,317	431,205	377,886	384,282	525,342	366,301	388,551	480,388	486,680					3,440,636	(149,319)	1,496,340
500-0900-58XX Capital	1,367,095	911,397	-	71,816	(64,316)	24,141	(26,336)	191,216	28,341	272,308					497,170	414,227	869,925
Total Expenditures	**6,304,071**	**4,202,714**	**431,205**	**449,702**	**319,966**	**549,483**	**339,965**	**579,767**	**508,729**	**758,988**	-	-	-	-	**3,937,806**	**264,908**	**2,366,265**
Excess (Deficit) of Revenues over Expenditures	**(885,786)**	**(590,524)**	**(62,100)**	**(50,841)**	**87,507**	**(176,892)**	**70,760**	**(161,931)**	**(42,186)**	**(175,858)**	-	-	-	-	**(511,540)**	**(450,831)**	**(374,246)**

Wastewater - Executive Summary
Revenue & Expenditures

	Annual Budget	YTD Budget	January	February	March	April	May	June	July	August	September	October	November	December	Actual YTD Total	Favorable (Unfavorable) Variance	Annual Budget Remaining
Revenues:																	
510-0950-4600	-	0							-						-	0	-
500-0950-4XXX/510-0950	5,790,000	3,860,000	501,135	509,520	504,933	480,156	512,581	489,231	512,114	547,387					4,057,056	197,056	1,732,944
510-0950-4623,4640	1,149,500	766,333						603,412	39,475	16,249					659,136	(107,197)	490,364
Revenues	**6,939,500**	**4,626,333**	**501,135**	**509,520**	**504,933**	**480,156**	**512,581**	**1,092,643**	**551,588**	**563,636**	-	-	-	-	**4,716,192**	**89,859**	**2,223,308**
Expenditures:																	
510-0950-5XXXs	5,164,793	3,443,195	429,257	346,677	339,733	352,584	275,843	386,444	383,505	488,464					3,002,506	440,689	2,162,287
510-0950-58XX's Capital	1,558,618	1,039,079		143,988	(66,731)	661,577	(609,541)	343,046	123,177	63,462					658,979	380,100	899,640
Total Expenditures	**6,723,411**	**4,482,274**	**429,257**	**490,665**	**273,002**	**1,014,161**	**(333,698)**	**729,490**	**506,682**	**551,926**	-	-	-	-	**3,661,485**	**820,789**	**3,061,927**
Excess (Deficit) of Revenues over Expenditures	**216,089**	**144,059**	**71,878**	**18,855**	**231,931**	**(534,006)**	**846,279**	**363,153**	**44,906**	**11,710**	-	-	-	-	**1,054,707**	**(730,931)**	**(838,619)**

Stormwater - Executive Summary
Revenue & Expenditures

	Annual Budget	YTD Budget	January	February	March	April	May	June	July	August	September	October	November	December	Actual YTD Total	Favorable (Unfavorable) Variance	Annual Budget Remaining
Revenues:																	
515-0140 on bills	324,800	216,533	27,616	26,329	27,106	27,349	28,215	26,583	27,917	28,099					219,214	2,680	105,586
515-0140-4XXX ARPA/reimbur	-	0													-	-	-
Total Revenues	**324,800**	**216,533**	**27,616**	**26,329**	**27,106**	**27,349**	**28,215**	**26,583**	**27,917**	**28,099**	-	-	-	-	**219,214**	**2,680**	**105,586**
Expenditures:															-		
080-0140-Street Related	636,685	424,457	57,546	44,399	43,565	54,740	39,916	47,193	42,129	74,812					404,301	20,156	232,384
515-0140-Capital	912,710	608,473	-	11,892	(11,892)	20,039	11,961	475,036	(507,036)	131,819					131,819	476,655	780,891
Total Expenditures	**1,549,395**	**1,032,930**	**57,546**	**56,291**	**31,673**	**74,779**	**51,877**	**522,229**	**(464,907)**	**206,631**	-	-	-	-	**536,120**	**496,810**	**1,013,276**
Difference																	
Excess (Deficit) of Revenues over Expenditures	**(1,224,595)**	**(816,397)**	**(29,930)**	**(29,962)**	**(4,567)**	**(47,430)**	**(23,662)**	**(495,646)**	**492,824**	**(178,532)**	-	-	-	-	**(316,906)**	**(494,130)**	**(907,689)**
Check Digits/Transfers	5,840,000	3,893,333	501,135	509,520	504,933	480,156	512,581	489,231	512,114	547,386					4,057,056	163,723	1,782,944
Compare to last page fund 500	(935,786)	(623,857)	(62,100)	(50,842)	87,507	(176,892)	70,760	(161,931)	(42,186)	(175,857)	0	0	0	0	(511,539)	112,318	(424,247)

City Sales & Use Tax (Three Cent Sales Tax)

	January	February	March	April	May	June	July	August	September	October	November	December	YTD Total	
2011	838,829	1,036,222	750,597	789,903	882,126	852,639	876,781	882,602	874,371	888,881	884,298	846,277	10,403,526	
2012	861,185	1,067,401	805,450	893,549	1,029,730	927,500	967,355	970,081	881,285	943,937	**927,061**	884,848	11,159,382	7.27%
2013	930,471	1,087,258	866,467	922,534	1,006,764	964,906	983,742	985,949	898,138	958,546	927,035	888,383	11,420,192	2.34%
2014	963,538	**1,021,873**	**808,370**	**903,239**	1,033,766	**894,179**	1,006,970	**963,548**	950,648	971,548	976,553	954,234	11,448,466	0.25%
2015	**901,561**	1,162,729	817,653	956,557	1,103,469	1,043,758	1,098,929	1,118,196	1,075,314	1,120,300	1,074,631	1,012,371	12,485,468	9.06%
2016	1,002,072	1,202,594	885,470	976,896	1,135,189	**920,742**	**1,072,236**	**1,068,443**	1,097,107	**1,084,466**	1,089,853	1,035,963	12,571,031	0.69%
2017	1,047,642	1,291,007	966,327	987,020	**1,129,225**	1,051,411	1,166,069	1,105,701	**1,088,135**	1,111,557	**1,088,240**	**1,018,661**	13,050,995	3.82%
2018	1,063,307	1,295,841	969,264	**939,761**	1,245,252	1,093,015	1,195,341	1,240,049	1,179,113	**1,056,462**	1,099,036	1,093,013	13,469,452	3.21%
2019	1,162,181	1,323,467	1,043,677	1,027,608	**1,205,192**	1,190,014	1,258,250	1,257,197	**1,140,531**	1,243,134	1,155,335	1,157,926	14,164,513	5.16%
2020	1,183,215	**1,157,716**	1,085,494	1,086,993	1,259,760	1,254,769	1,356,933	1,434,834	1,373,873	1,330,458	1,460,079	1,387,558	15,371,683	8.52%
2021	1,384,300	1,648,283	1,323,761	1,149,770	1,663,928	1,570,489	1,526,745	1,567,875	1,457,964	1,442,486	1,461,326	1,472,039	17,668,967	14.94%
2022	1,526,292	1,718,945	1,351,358	1,298,432	**1,607,146**	**1,536,274**	1,593,433	1,659,393	1,643,537	1,546,075	1,624,905	1,473,834	18,579,623	5.15%
2023	1,552,955	1,810,466	1,448,484	1,417,543	1,698,816	1,646,626	1,677,458	1,670,302	1,652,549	1,679,085	**1,604,032**	1,554,571	19,412,887	4.48%
2024	1,593,536	**1,751,154**	**1,442,324**	1,531,558	1,736,500	1,680,318	**1,669,796**	1,806,847	1,672,254	**1,637,162**	1,658,770	1,606,949	19,787,169	1.93%
2025	1,600,530	1,799,355	1,464,454	1,526,120	1,850,560	1,710,294	1,727,227	**1,756,061**					13,434,601	-30.80%
Difference	6,994	48,202	22,130	(5,438)	114,060	29,976	57,431	(50,786)	(1,672,254)	(1,637,162)	(1,658,770)	(1,606,949)	(5,978,286)	
	0.44%	2.75%	1.53%	-0.36%	6.57%	1.78%	3.44%	-2.81%	-100.00%	-100.00%	-100.00%	-100.00%	-30.21%	

The chart below shows how the 3% sales tax above is allocated for 2025.

1% GF	533,510	599,785	488,151	508,707	616,853	570,098	575,742	585,354	0	0	0	0	4,478,200
1/8 Parks	**66,689**	**74,973**	**61,019**	**63,588**	**77,107**	**71,262**	**71,968**	**73,169**	**0**	**0**	**0**	**0**	**559,775**
3/8 Fire	200,066	224,919	183,057	190,765	231,320	213,787	215,903	219,508	0	0	0	0	1,679,325
4/8 Bond	**266,755**	**299,893**	**244,076**	**254,353**	**308,427**	**285,049**	**287,871**	**292,677**	**0**	**0**	**0**	**0**	**2,239,100**
Animal 10%	53,351	59,979	48,815	50,871	61,685	57,010	57,574	58,535	0	0	0	0	447,820
Parks 10%	**53,351**	**59,979**	**48,815**	**50,871**	**61,685**	**57,010**	**57,574**	**58,535**	**0**	**0**	**0**	**0**	**447,820**
Fire 25%	133,378	149,946	122,038	127,177	154,213	142,525	143,936	146,338	0	0	0	0	1,119,550
Police 25%	**133,378**	**149,946**	**122,038**	**127,177**	**154,213**	**142,525**	**143,936**	**146,338**	**0**	**0**	**0**	**0**	**1,119,550**
Street 30%	160,053	179,936	146,445	152,612	185,056	171,029	172,723	175,606	0	0	0	0	1,343,460
Total	1,600,530	1,799,355	1,464,454	1,526,120	1,850,560	1,710,294	1,727,227	1,756,061	0	0	0	0	13,434,601
Divided by 3	533,510	599,785	488,151	508,707	616,853	570,098	575,742	585,354	0	0	0	0	4,478,200
Budgeted at	565,052	565,052	565,052	565,052	565,052	565,052	565,052	565,052	565,052	565,052	565,052	565,052	6,780,624
Diff.	(31,542)	34,733	(76,901)	(56,345)	51,801	5,046	10,690	20,302	(565,052)	(565,052)	(565,052)	(565,052)	(2,302,424)

August 2025

Governmental Funds Cash Reserves

Updated 2/7/25 In red review for DRAFT Reserve Plan

				90 days payroll	3,681,504	**(45,55,183,186,113)**	Designated	
120 days cash = $6.9M			**Days**	Debt Reserve	2,788,655	Administration	0	
001	Gen Operating Acct	5,551,218	**97**	Capital Reserve	2,000,000	Animal Control	344,942	
002	Sales Tax Fund	3,355,429	**58**	Grant Reserve	750,000	Parks	228,963	
005	Designated Tax	1,829,494	**32**	Contingency Reserv	1,000,000	Fire	521,476	
		10,736,142	**187**	Total	10,220,159	Police	734,114	
Springhill Fire Department (see page 8)		-	**0**			Courts	0	
Emergency Telephone Service (See details below)		(279,897)	**-5**			Totals	1,829,494	
		10,456,245	**182**					

*$42500 in 001-0430-4740 to be earmarked for future use

Emergency Telephone Service

Beginning Balance (as of January 1, 2025)	$	482,122
2025 Revenue (Act 001-0610-4650)	$	-
2025 Expenses (Act 001-0610-5650)	$	202,225
Current Balance as of this report ending date	**$**	**279,897**

120 days cash = $1.6M updated 2/7/25				90 days b.payroll	569,173
080	Street Operating Acct	1,004,948		Capital Reserve	4,000,000
005	Street Designated Tax	643,216		Grant Reserve	250,000
		1,648,164	**124**	Contingency Reserv	1,000,000
	Capital	-		Total	5,819,173
515	Stormwater Cap Cash	617,416		90 days payroll	
				Capital Reserve	500,000
				Grant Reserve	250,000
				Contingency Reserv	1,000,000
				Total	1,750,000

Utility Cash Reserves

August 2025

Updated 2/7/25
120 days cash = $2.9Mil no capital

Funds:

500	Water Fund	1,383,290	
550	Impact Fee Funds	94,080	
		1,477,370	**61**
Reserved - Fixed Assets Infrastructure	500-0900-5816	1,342,528	**56**
Reserved - Vehicles	500-0900-5808	65,000	**3**
Reserved - Fixed Assets	500-0900-5824	487,000	**20**
		1,894,528	**78**
		Difference	**-17**

In red review for DRAFT Reserve Plan

Debt Reserve 525	1,772,765
90 days b. payroll	408,262
Capital Reserve	1,500,000
Grant Reserve	0
Contingency Reserve	1,000,000
Total	4,681,027

Depreciation Expense Estimate

113 a piece if averaged

Updated 2/7/25
120 days cash = $1.7 Mil

510	Wastewater Fund	2,242,131	
555	Impact Fee Funds	99,400	
		2,341,531	**165**
Reserved - Fixed Assets Infrastructure	510-0950-5816	2,155,614	**152**
Reserved - Vehicles	510-0950-5808	289,858	**20**
Reserved - Fixed Assets Equipment	510-0950-5810	155,006	**11**
Reserved - Fixed Assets	510-0950-5824	780,000	**55**
		3,380,478	**239**
		Difference	**-73**

Debt Reserve 606	269,783
90 days b. payroll	615,808
Capital Reserve	1,875,000
Grant Reserve	0
Contingency Reserve	1,000,000
Total	3,760,592

City Wide Reserve Goals

Debt Reserve	4,831,203
90 days b. payroll	5,274,748
Capital Reserve	9,875,000
Grant Reserve	1,250,000
Contingency Reserve	5,000,000
Total	26,230,951
	19,599,164
Shortfall	6,631,787

	BANK	Pooled Cash GL 999	Pooled Cash Bank, 999	Balance Sheet Cash	End Bank Balances	Outstanding Checks and other/adj	Outstanding Deposits		2025 Debt Pmts P&I in red below
General Fund, 001*	RR	5,551,218	26,041,282	5,552,218	24,866,501	394,804	1,569,586	(1,000)	
Sales Tax Fund, 002		3,355,429		3,355,429				0	405,221
Franchise Fees, 003		4,775,042		4,775,042				0	
Designated Tax Fund, 005		2,472,711		2,472,711				0	
Electronic Fund, 010	RR			2,436	1,595,728	1,593,292		0	
Parks 1/8 Sales Tax, 045		352,571		352,571				0	250,649
Amend 78 Govt Debt, 167	RR			1,536,672	1,536,672			0	
Animal Control Donation,020		27,684		27,684				0	95,246
Act 833 of 1991 Fire, 051		132,087		132,087				0	
Fire 3/8 Sales Tax Fire, 055		772,240		772,240				0	70,182
Act 918 of 1983 Police, 061		78,539		78,539				0	
Act 988 of 1991 Police, 062		51,878		51,878				0	
Federal Drug Control PD, 066	RR			29,256	29,256			0	
State Drug Control PD, 068	RR			39,627	39,627			0	
Street Fund, 080		1,004,948	15,911	1,004,948	15,911			0	
Street Amend 78, fund 82	FH			564,293	564,293			0	
Street Bond 2023 Rev 182	RB			115,957	115,957			0	
Street Bond 2023 DSR 183	RB			588,603	588,603			0	515,210
Street Bond 2016 DS, 185	FS			272,821	272,821			0	
Street Bond 2016 DSF, 186	FS			332,830	332,830			0	636,919
Street Bond Constru 2023, 188	RB			1,258,920	1,258,920			0	
Act 1256 of 1995 Court, 030	RR			1	1			0	
Act 1809 of 2001 Court, 031		41,569		41,569				0	
LT Govt Capital Assets, 090				0				0	
2016 SU Bond Spc Red, 110	RB			11,839	11,839			0	
2016 SU Bond DSR, 113	RB			742,409	742,409			0	576,381
2016 SU Bond Fund, 114	RB			1,677,218	1,677,218			0	
LT Govt Debt, 165				0				0	
Water Fund, 500*	RR	1,383,290	330,302	1,383,890	330,302			(600)	
Wastewater Fund, 510	RR	2,242,131	29,055	2,242,131	29,055			(0)	
Stormwater Cap Fund 515		617,416		617,416				0	
Enterprise Depreciation 525		1,772,765		1,772,765				0	845,123
Water Impact Fund 550		94,080		94,080				0	
Wastewater Impact Fund 555		99,400		99,400				0	
2024B WW Bond, 535	RR			633,603	633,603			0	
2017 W/WW Bond, 604	FS			180,738	180,738			0	
2017 W/WW DSR, 606	FS			269,783	269,783			0	238,631
W/WW Infrastructure Fee, 620		1,591,551		1,591,551				0	
Totals		26,416,551	26,416,551	34,675,157	35,092,067	1,988,096	1,569,586	(1,600)	0 Review each month
									3,633,562

		Banks	Funds	Bank Acts
	RR8	Regions Reg	27	9
	RB6	Regions Bonds	6	6
	FS4	First Sec Bonds	4	4
	FH	First Horizon Amend 78	1	1
		Total	38	20

ACA 14-403-506

	Lia/Donatior	AR
Administration	1,124	0
Animal Control	68,329	0
Parks	144	0
Fire	217	1,540
Police	2,400	1,851
Courts	0	1,000
Totals	72,214	4,391

Water	16249.35
Wastewater	16249.35

4,831,203 (1,197,641)

*Change Drawer amounts in Depts 120 and 200 of $200 and depts 300 and 430 of $300 equals $1000 difference, and $610 on fund 500

** The Shading above denotes the six groups on the following six pages of balance sheets, General Govt, Public Safety, Streets, Courts/Long Term Govt, Enter., E. Debt

Started 5/6/25

Governmental Funds			Earmarked	
90 days payroll	3,681,504			
Debt Reserve	2,788,655			
Capital Reserve	**2,000,000**			
Grant Reserve	750,000	2025 ARDOT TAP, April25 Council	59,516	
		Hilldale/Midland Trail Overrun/ROW Jun25 Cour	**45,000**	*
		Alcoa40 lighting ACAG Jun25 Council	105,000	***
		COPS Hiring Jun25 Council	440,368	***
Contingency Reserve	1,000,000	2024 ARDOT TAP, Res24-15 Deb to Evans	87,350	**
Total	10,220,159	2024 Re 59 Firefighters Assist	45,873	**
		Dec24 Council Alcoa to Mills Res 58	129,264	**

Street Fund		
90 days b.payroll	569,173	
Debt Reserve	0	in with Govermental currently
Capital Reserve	**4,000,000**	Developing around Parkway #
Grant Reserve	250,000	**2026 MetroCPRG Pky Trail, Jun25Council** **440,000**
Contingency Reserve	1,000,000	
Total	5,819,173	

Stormwater Fund				
90 days payroll	0	None currently in 515 Fund		
Debt Reserve	0	Currently no stormwater debt		
Capital Reserve	**500,000**			
Grant Reserve	250,000			
Contingency Reserve	1,000,000	2024 Res 30 STBG Parkway Trail	55,000	**
Total	1,750,000	Total	1,352,372	

Water Fund		Earmarked
Debt Reserve 525	1,772,765	
90 days b. payroll	408,262	
Capital Reserve	**1,500,000**	
Grant Reserve	0	
Contingency Reserve	1,000,000	
Total	4,681,027	

Wastewater Fund	
Debt Reserve 606	269,783
90 days b. payroll	615,808
Capital Reserve	**1,875,000**
Grant Reserve	0
Contingency Reserve	1,000,000
Total	3,760,592

City Wide Reserve Goals		
Debt Reserve	4,831,203	See prior page over 1 year reserved
90 days b. payroll	5,274,748	
Capital Reserve	**9,875,000**	
Grant Reserve	1,250,000	(102,372) Shortage from Contingency
Contingency Reserve	5,000,000	
Total	26,230,951	
0	26,416,551	
Difference	(185,600)	

Tying to Capital Dep Schedules CIP in 2024 Audit 10% coverage

* Changed from 44800 to 45000 on 8/12/25

Note: As we move into 2026 the plan is to remove the monthly pages 5 and 6 and replace them with this page. In prepration for that I am moving Springhill Fire Dept here as well and moving the Lib/Donations/AR from 14-403-506 to page 7. Open for discussion.

** 2024 Grants added after discussion with Rebecca Kidder on 8/25/25

*** corrected to $105K from $106K on 8/27/25

*** corrected to $440,368 from $440,419 on 8/27/25, 3 year pay out

Means funded

Springhill Fire Department Summary

Beginning Balance (as of January 1, 2025)	$	220,000
2025 Revenue (Act 001-0510-4152)	$	28,661
2025 Expenses (Act 001-0510-5XXX all)	$	6,350
Current Balance as of this report ending date	**$**	**242,311**

Pooled Cash Report

Bryant, AR

For the Period Ending 8/31/2025

ACCOUNT #	ACCOUNT NAME	BEGINNING BALANCE	CURRENT ACTIVITY	CURRENT BALANCE
CLAIM ON CASH				
001-0000-1001	Claim on Cash	5,535,033.73	16,184.75	5,551,218.48
002-0000-1001	Claim on Cash	3,335,127.67	20,301.57	3,355,429.24
003-0000-1001	Claim on Cash	4,699,939.04	75,103.02	4,775,042.06
005-0000-1001	Claim on Cash	2,452,409.09	20,301.57	2,472,710.66
020-0000-1001	Claim on Cash	27,684.14	0.00	27,684.14
031-0000-1001	Claim on Cash	47,441.16	(5,872.38)	41,568.78
045-0000-1001	Claim on Cash	350,032.97	2,538.20	352,571.17
051-0000-1001	Claim on Cash	120,664.01	11,423.41	132,087.42
055-0000-1001	Claim on Cash	764,626.87	7,613.59	772,240.46
061-0000-1001	Claim on Cash	77,196.56	1,342.64	78,539.20
062-0000-1001	Claim on Cash	51,353.90	524.50	51,878.40
080-0000-1001	Claim on Cash	1,235,429.43	(230,481.34)	1,004,948.09
500-0000-1001	Claim on Cash	1,813,103.88	(429,846.57)	1,383,257.31
510-0000-1001	Claim on Cash	2,724,686.29	(482,555.03)	2,242,131.26
515-0000-1001	Claim on Cash	721,135.35	(103,719.70)	617,415.65
525-0000-1001	Claim on Cash	1,724,720.62	48,044.05	1,772,764.67
550-0000-1001	Claim on Cash	91,080.00	3,000.00	94,080.00
555-0000-1001	Claim on Cash	88,700.00	10,700.00	99,400.00
620-0000-1001	Claim on Cash	1,420,086.05	171,465.00	1,591,551.05
TOTAL CLAIM ON CASH		27,280,450.76	(863,932.72)	26,416,518.04
CASH IN BANK				
Cash in Bank				
999-0000-1000	Cash General Fund	26,790,134.89	(748,885.31)	26,041,249.58
999-0000-1031	Cash Street Fund	130,958.12	(115,047.41)	15,910.71
999-0000-1032	Cash Revenue Water Fund	330,302.29	0.00	330,302.29
999-0000-1033	Cash Water Operating Fund	29,055.46	0.00	29,055.46
TOTAL: Cash in Bank		27,280,450.76	(863,932.72)	26,416,518.04
TOTAL CASH IN BANK		27,280,450.76	(863,932.72)	26,416,518.04
DUE TO OTHER FUNDS				
999-0000-2500	Due to Other Funds	27,280,450.76	(863,932.72)	26,416,518.04
TOTAL DUE TO OTHER FUNDS		27,280,450.76	(863,932.72)	26,416,518.04

Claim on Cash	26,416,518.04	**Claim on Cash**	26,416,518.04	**Cash in Bank**	26,416,518.04
Cash in Bank	26,416,518.04	**Due To Other Funds**	26,416,518.04	**Due To Other Funds**	26,416,518.04
Difference	0.00	**Difference**	0.00	**Difference**	0.00

ACCOUNT #	ACCOUNT NAME	BEGINNING BALANCE	CURRENT ACTIVITY	CURRENT BALANCE
ACCOUNTS PAYABLE PENDING				
001-0000-2001	Accounts Payable Pending	0.00	0.00	0.00
002-0000-2001	Accounts Payable Pending	0.00	0.00	0.00
003-0000-2001	Accounts Payable Pending	0.00	0.00	0.00
005-0000-2001	Accounts Payable Pending	0.00	0.00	0.00
020-0000-2001	Accounts Payable Pending	0.00	0.00	0.00
031-0000-2001	Accounts Payable Pending	0.00	0.00	0.00
045-0000-2001	Accounts Payable Pending	0.00	0.00	0.00
051-0000-2001	Accounts Payable Pending	0.00	0.00	0.00
055-0000-2001	Accounts Payable Pending	0.00	0.00	0.00
061-0000-2001	Accounts Payable Pending	0.00	0.00	0.00
062-0000-2001	Accounts Payable Pending	0.00	0.00	0.00
080-0000-2001	Accounts Payable Pending	0.00	0.00	0.00
500-0000-2001	Accounts Payable Pending	0.00	0.00	0.00
510-0000-2001	Accounts Payable Pending	0.00	0.00	0.00
515-0000-2001	Accounts Payable Pending	0.00	0.00	0.00
525-0000-2001	Accounts Payable Pending	0.00	0.00	0.00
535-0000-2001	Accounts Payable Pending	0.00	0.00	0.00
550-0000-2001	Accounts Payable Pending	0.00	0.00	0.00
555-0000-2001	Accounts Payable Pending	0.00	0.00	0.00
620-0000-2001	Accounts Payable Pending	0.00	0.00	0.00
TOTAL ACCOUNTS PAYABLE PENDING		0.00	0.00	0.00
DUE FROM OTHER FUNDS				
999-0000-1551	Due From General Fund	0.00	0.00	0.00
999-0000-1552	Due From Sales Tax Fund	0.00	0.00	0.00
999-0000-1553	Due From Franchise Fees Fund	0.00	0.00	0.00
999-0000-1554	Due From Designated Tax Fund	0.00	0.00	0.00
999-0000-1555	Due From Animal Control Donation	0.00	0.00	0.00
999-0000-1556	Due From Act 1809 of 2001 Court Auto	0.00	0.00	0.00
999-0000-1557	Due From Park 1/8 SalesTax O & M	0.00	0.00	0.00
999-0000-1558	Due From Act 833 of 1991 Fire	0.00	0.00	0.00
999-0000-1559	Due From Fire 3/8 SalesTax	0.00	0.00	0.00
999-0000-1560	Due From Act 918 of 1983 Police	0.00	0.00	0.00
999-0000-1561	Due From Act 988 of 1991 Emerg Veh	0.00	0.00	0.00
999-0000-1562	Due From Street Fund	0.00	0.00	0.00
999-0000-1563	Due From Revenue Fund - Water & WW	0.00	0.00	0.00
999-0000-1564	Due From Water Operating Fund	0.00	0.00	0.00
999-0000-1565	Due From Stormwater Utility Fund	0.00	0.00	0.00
999-0000-1566	Due From Depreciation - WW	0.00	0.00	0.00
999-0000-1567	Due From Sub-Div Impact WW	0.00	0.00	0.00
999-0000-1568	Due From Impact - Water	0.00	0.00	0.00
999-0000-1569	Due From Impact - WW	0.00	0.00	0.00
999-0000-1571	Due From Infra Fee	0.00	0.00	0.00
TOTAL DUE FROM OTHER FUNDS		0.00	0.00	0.00
ACCOUNTS PAYABLE				
999-0000-2000	Accounts Payable	0.00	0.00	0.00
TOTAL ACCOUNTS PAYABLE		0.00	0.00	0.00

AP Pending	0.00	**AP Pending**	0.00	**Due From Other Funds**	0.00
Due From Other Funds	0.00	**Accounts Payable**	0.00	**Accounts Payable**	0.00
Difference	0.00	**Difference**	0.00	**Difference**	0.00

Bryant, AR

Balance Sheet
Account Summary
As Of 08/31/2025

Category	001 - General Fund	002 - Sales Tax Fund	003 - Franchise Fees Fund	005 - Designated Tax Fund	010 - Electronic Tax	045 - Park 1/8 SalesTax O & M	167 - 2024 Amend 78	Total
Asset								
A01 - Cash & Equivalents	5,552,218.48	3,355,429.24	4,775,042.06	2,472,710.66	2,435.58	352,571.17	1,536,671.70	18,047,078.89
A10 - Receivables	4,390.50	0.00	0.00	0.00	0.00	0.00	0.00	4,390.50
Total Asset:	**5,556,608.98**	**3,355,429.24**	**4,775,042.06**	**2,472,710.66**	**2,435.58**	**352,571.17**	**1,536,671.70**	**18,051,469.39**
Liability								
L01 - Current Liabilities	43,939.91	0.00	0.00	0.00	2,435.58	0.00	0.00	46,375.49
Total Liability:	**43,939.91**	**0.00**	**0.00**	**0.00**	**2,435.58**	**0.00**	**0.00**	**46,375.49**
Equity								
Q30 - Equity	5,694,282.13	3,397,645.00	4,513,165.68	2,514,926.42	0.00	357,844.13	1,536,671.70	18,014,535.06
Total Total Beginning Equity:	**5,694,282.13**	**3,397,645.00**	**4,513,165.68**	**2,514,926.42**	**0.00**	**357,844.13**	**1,536,671.70**	**18,014,535.06**
Total Revenue	13,965,237.13	4,478,200.24	1,153,918.62	4,478,200.24	0.00	559,775.04	0.00	24,635,331.27
Total Expense	14,146,850.19	4,520,416.00	892,042.24	4,520,416.00	0.00	565,048.00	0.00	24,644,772.43
Revenues Over/Under Expenses	**-181,613.06**	**-42,215.76**	**261,876.38**	**-42,215.76**	**0.00**	**-5,272.96**	**0.00**	**-9,441.16**
Total Equity and Current Surplus (Deficit):	**5,512,669.07**	**3,355,429.24**	**4,775,042.06**	**2,472,710.66**	**0.00**	**352,571.17**	**1,536,671.70**	**18,005,093.90**
Total Liabilities, Equity and Current Surplus (Deficit):	**5,556,608.98**	**3,355,429.24**	**4,775,042.06**	**2,472,710.66**	**2,435.58**	**352,571.17**	**1,536,671.70**	**18,051,469.39**

Bryant, AR

Balance Sheet

Account Summary

As Of 08/31/2025

Category	020 - Animal Control Donatio	051 - Act 833 of 1991 Fire	055 - Fire 3/8 SalesTax	061 - Act 918 of 1983 Police	062 - Act 988 of 1991 Emerg Veh	066 - Federal Drug Control	068 - State Drug Control	Total
Asset								
A01 - Cash & Equivalents	27,684.14	132,087.42	772,240.46	78,539.20	51,878.40	29,256.18	39,626.94	1,131,312.74
Total Asset:	**27,684.14**	**132,087.42**	**772,240.46**	**78,539.20**	**51,878.40**	**29,256.18**	**39,626.94**	**1,131,312.74**
Liability								
L01 - Current Liabilities	28,273.22	0.00	0.00	0.00	0.00	0.00	0.00	28,273.22
Total Liability:	**28,273.22**	**0.00**	**0.00**	**0.00**	**0.00**	**0.00**	**0.00**	**28,273.22**
Equity								
Q30 - Equity	0.00	103,578.21	788,067.38	67,798.08	44,678.00	29,256.18	42,250.81	1,075,628.66
Total Total Beginning Equity:	**0.00**	**103,578.21**	**788,067.38**	**67,798.08**	**44,678.00**	**29,256.18**	**42,250.81**	**1,075,628.66**
Total Revenue	0.00	31,632.21	1,679,325.08	10,741.12	7,200.40	0.00	1,908.00	1,730,806.81
Total Expense	589.08	3,123.00	1,695,152.00	0.00	0.00	0.00	4,531.87	1,703,395.95
Revenues Over/Under Expenses	**-589.08**	**28,509.21**	**-15,826.92**	**10,741.12**	**7,200.40**	**0.00**	**-2,623.87**	**27,410.86**
Total Equity and Current Surplus (Deficit):	**-589.08**	**132,087.42**	**772,240.46**	**78,539.20**	**51,878.40**	**29,256.18**	**39,626.94**	**1,103,039.52**
Total Liabilities, Equity and Current Surplus (Deficit):	**27,684.14**	**132,087.42**	**772,240.46**	**78,539.20**	**51,878.40**	**29,256.18**	**39,626.94**	**1,131,312.74**

Bryant, AR

Balance Sheet
Account Summary
As Of 08/31/2025

Category	080 - Street Fun	082 - Street Amend 78	182 - 2023 Improvement Revenue Bond Fund	183 - 2023 Street Bond DSR	185 - Street Bond 2016 DS	186 - Street Bond 2016 DSR	188 - 2023 Improvement Fund	Total
Asset								
A01 - Cash & Equivalents	1,004,948.09	564,292.67	115,956.91	588,603.45	272,821.06	332,830.35	1,258,919.56	4,138,372.09
Total Asset:	**1,004,948.09**	**564,292.67**	**115,956.91**	**588,603.45**	**272,821.06**	**332,830.35**	**1,258,919.56**	**4,138,372.09**
Equity								
Q30 - Equity	685,433.47	0.00	289,616.27	598,852.94	493,728.01	324,793.75	1,820,518.46	4,212,942.90
Total Total Beginning Equity:	**685,433.47**	**0.00**	**289,616.27**	**598,852.94**	**493,728.01**	**324,793.75**	**1,820,518.46**	**4,212,942.90**
Total Revenue	3,364,313.19	1,000,278.07	344,050.64	16,967.14	416,678.45	9,271.84	42,823.49	5,194,382.82
Total Expense	3,044,798.57	435,985.40	517,710.00	27,216.63	637,585.40	1,235.24	604,422.39	5,268,953.63
Revenues Over/Under Expenses	**319,514.62**	**564,292.67**	**-173,659.36**	**-10,249.49**	**-220,906.95**	**8,036.60**	**-561,598.90**	**-74,570.81**
Total Equity and Current Surplus (Deficit):	**1,004,948.09**	**564,292.67**	**115,956.91**	**588,603.45**	**272,821.06**	**332,830.35**	**1,258,919.56**	**4,138,372.09**
Total Liabilities, Equity and Current Surplus (Deficit):	**1,004,948.09**	**564,292.67**	**115,956.91**	**588,603.45**	**272,821.06**	**332,830.35**	**1,258,919.56**	**4,138,372.09**

Bryant, AR

Balance Sheet

Account Summary

As Of 08/31/2025

Category	030 - Act 1256 of 1995 Court	031 - Act 1809 of 2001 Court Auto	090 - Long Term Governmental Capital Asset Fund	110 - Special Redemp - 2016 Bond	113 - Debt Service Reserve Fund	114 - 2016 Bond Fund	165 - Long Term Governmental Debt Fund	Total
Asset								
A01 - Cash & Equivalents	1.08	41,568.78	0.00	11,839.44	742,409.38	1,677,217.70	0.00	2,473,036.38
A30 - Fixed Assets	0.00	0.00	66,104,714.72	0.00	0.00	0.00	0.00	66,104,714.72
A50 - Other Assets	0.00	0.00	0.00	0.00	0.00	0.00	5,574,868.12	5,574,868.12
Total Asset:	**1.08**	**41,568.78**	**66,104,714.72**	**11,839.44**	**742,409.38**	**1,677,217.70**	**5,574,868.12**	**74,152,619.22**
Liability								
L01 - Current Liabilities	0.00	0.00	0.00	0.00	0.00	0.00	371,433.00	371,433.00
L80 - Long Term Liabilities	0.00	0.00	0.00	0.00	0.00	0.00	59,289,764.63	59,289,764.63
Total Liability:	**0.00**	**0.00**	**0.00**	**0.00**	**0.00**	**0.00**	**59,661,197.63**	**59,661,197.63**
Equity								
Q30 - Equity	1.08	36,727.96	64,534,566.25	4,179.97	742,409.38	910,297.35	-54,086,329.51	12,141,852.48
Total Total Beginning Equity:	**1.08**	**36,727.96**	**64,534,566.25**	**4,179.97**	**742,409.38**	**910,297.35**	**-54,086,329.51**	**12,141,852.48**
Total Revenue	298,284.75	29,201.00	0.00	1,307,659.47	21,155.06	2,272,188.30	0.00	3,928,488.58
Total Expense	298,284.75	24,360.18	-1,570,148.47	1,300,000.00	21,155.06	1,505,267.95	0.00	1,578,919.47
Revenues Over/Under Expenses	**0.00**	**4,840.82**	**1,570,148.47**	**7,659.47**	**0.00**	**766,920.35**	**0.00**	**2,349,569.11**
Total Equity and Current Surplus (Deficit):	**1.08**	**41,568.78**	**66,104,714.72**	**11,839.44**	**742,409.38**	**1,677,217.70**	**-54,086,329.51**	**14,491,421.59**
Total Liabilities, Equity and Current Surplus (Deficit):	**1.08**	**41,568.78**	**66,104,714.72**	**11,839.44**	**742,409.38**	**1,677,217.70**	**5,574,868.12**	**74,152,619.22**

Bryant, AR

Balance Sheet
Account Summary
As Of 08/31/2025

Category	500 - Water Fun	510 - Wastewater Fun	515 - Stormwater Utili	525 - Depreciation - WW	550 - Impact - Water	555 - Impact - WW	Total
Asset							
A01 - Cash & Equivalents	1,951,951.56	1,722,114.13	617,415.65	1,724,720.62	94,080.00	99,400.00	6,209,681.96
A10 - Receivables	767,459.06	16,249.35	0.00	0.00	0.00	0.00	783,708.41
A30 - Fixed Assets	17,379,463.24	20,759,015.37	5,037,558.02	0.00	0.00	0.00	43,176,036.63
A50 - Other Assets	65,604.81	341,426.28	0.00	0.00	0.00	0.00	407,031.09
Total Asset:	**20,164,478.67**	**22,838,805.13**	**5,654,973.67**	**1,724,720.62**	**94,080.00**	**99,400.00**	**50,576,458.09**
Liability							
L01 - Current Liabilities	870,250.39	730,995.72	0.00	0.00	0.00	0.00	1,601,246.11
L80 - Long Term Liabilities	7,997,426.18	6,548,955.93	0.00	0.00	0.00	0.00	14,546,382.11
Total Liability:	**8,867,676.57**	**7,279,951.65**	**0.00**	**0.00**	**0.00**	**0.00**	**16,147,628.22**
Equity							
Q30 - Equity	11,240,247.62	15,024,163.69	5,567,578.59	1,428,058.81	61,366.00	52,500.00	33,373,914.71
Total Total Beginning Equity:	**11,240,247.62**	**15,024,163.69**	**5,567,578.59**	**1,428,058.81**	**61,366.00**	**52,500.00**	**33,373,914.71**
Total Revenue	7,483,355.77	4,168,804.75	219,213.58	296,661.81	32,714.00	46,900.00	12,247,649.91
Total Expense	7,426,801.29	3,634,114.96	131,818.50	0.00	0.00	0.00	11,192,734.75
Revenues Over/Under Expenses	**56,554.48**	**534,689.79**	**87,395.08**	**296,661.81**	**32,714.00**	**46,900.00**	**1,054,915.16**
Total Equity and Current Surplus (Deficit):	**11,296,802.10**	**15,558,853.48**	**5,654,973.67**	**1,724,720.62**	**94,080.00**	**99,400.00**	**34,428,829.87**
Total Liabilities, Equity and Current Surplus (Deficit):	**20,164,478.67**	**22,838,805.13**	**5,654,973.67**	**1,724,720.62**	**94,080.00**	**99,400.00**	**50,576,458.09**

Bryant, AR

Balance Sheet
Account Summary
As Of 08/31/2025

Category	535 - 2024B Sewer Construction Fund	604 - W/WW Ref Rev 2017 Bd Fr	606 - W/WW Ref Rev Bonds 2017 DSR	620 - 10/2023 Infrastrure Fee W/WW	Total
Asset					
A01 - Cash & Equivalents	633,603.22	180,737.52	269,783.23	1,591,551.05	2,675,675.02
Total Asset:	**633,603.22**	**180,737.52**	**269,783.23**	**1,591,551.05**	**2,675,675.02**
Liability					
L80 - Long Term Liabilities	633,603.22	0.00	0.00	0.00	633,603.22
Total Liability:	**633,603.22**	**0.00**	**0.00**	**0.00**	**633,603.22**
Equity					
Q30 - Equity	0.00	60,408.15	262,250.00	841,946.79	1,164,604.94
Total Total Beginning Equity:	**0.00**	**60,408.15**	**262,250.00**	**841,946.79**	**1,164,604.94**
Total Revenue	0.00	163,478.36	7,533.23	1,353,016.27	1,524,027.86
Total Expense	0.00	43,148.99	0.00	603,412.01	646,561.00
Revenues Over/Under Expenses	**0.00**	**120,329.37**	**7,533.23**	**749,604.26**	**877,466.86**
Total Equity and Current Surplus (Deficit):	**0.00**	**180,737.52**	**269,783.23**	**1,591,551.05**	**2,042,071.80**
Total Liabilities, Equity and Current Surplus (Deficit):	**633,603.22**	**180,737.52**	**269,783.23**	**1,591,551.05**	**2,675,675.02**

Bryant, AR

Budget Report

Account Summary

For Fiscal: 2025 Period Ending: 08/31/2025

		Original Total Budget	Current Total Budget	Period Activity	Fiscal Activity	Encumbrances	Variance Favorable (Unfavorable)	Percent Remaining
Fund: 001 - General Fund								
Department: 0100 - Administration								
Revenue								
Category: R15 - Taxes - Property								
001-0100-4150	State Turnback	308,400.00	308,400.00	16,997.70	222,403.85	0.00	-85,996.15	27.88 %
001-0100-4151	Saline County Treasurer	1,330,820.00	1,330,820.00	21,573.36	787,251.98	0.00	-543,568.02	40.84 %
	Category: R15 - Taxes - Property Total:	**1,639,220.00**	**1,639,220.00**	**38,571.06**	**1,009,655.83**	**0.00**	**-629,564.17**	**38.41%**
Category: R60 - Miscellaneous Revenue								
001-0100-4600	Miscellaneous Revenue	1,000.00	3,190.00	0.00	7,575.66	0.00	4,385.66	237.48 %
	Category: R60 - Miscellaneous Revenue Total:	**1,000.00**	**3,190.00**	**0.00**	**7,575.66**	**0.00**	**4,385.66**	**137.48%**
Category: R62 - Intergovernmental Tsfrs								
001-0100-4627	Xfer from Sales Tax	6,780,620.00	6,780,620.00	565,052.00	4,520,416.00	0.00	-2,260,204.00	33.33 %
001-0100-4629	Xfer Franchise Tax	258,600.00	258,600.00	21,550.00	172,400.00	0.00	-86,200.00	33.33 %
	Category: R62 - Intergovernmental Tsfrs Total:	**7,039,220.00**	**7,039,220.00**	**586,602.00**	**4,692,816.00**	**0.00**	**-2,346,404.00**	**33.33%**
Category: R85 - Interest Revenue								
001-0100-4850	Interest Revenue	300,000.00	300,000.00	32,978.21	256,700.56	0.00	-43,299.44	14.43 %
	Category: R85 - Interest Revenue Total:	**300,000.00**	**300,000.00**	**32,978.21**	**256,700.56**	**0.00**	**-43,299.44**	**14.43%**
	Revenue Total:	**8,979,440.00**	**8,981,630.00**	**658,151.27**	**5,966,748.05**	**0.00**	**-3,014,881.95**	**33.57%**
Expense								
Category: E01 - Personnel Expense								
001-0100-5000	Salary Expense	739,643.33	736,843.33	70,156.28	458,433.42	0.00	278,409.91	37.78 %
001-0100-5001	Elected Off. 2009-24,2011-27	338,432.00	338,432.00	36,509.82	227,832.30	0.00	110,599.70	32.68 %
001-0100-5005	SWB Reimbursement	-1,051,415.00	-1,051,415.00	-87,617.85	-700,942.80	0.00	-350,472.20	33.33 %
001-0100-5010	Overtime Expense	5,000.00	5,000.00	767.93	2,891.94	0.00	2,108.06	42.16 %
001-0100-5020	FICA Expense	84,462.38	84,462.38	8,118.86	51,786.87	0.00	32,675.51	38.69 %
001-0100-5022	Unemployment Expense	540.00	540.00	0.00	140.02	0.00	399.98	74.07 %
001-0100-5025	Worker's Comp Expense	3,000.00	3,000.00	0.00	1,678.41	0.00	1,321.59	44.05 %
001-0100-5030	APERS Expense	159,007.09	159,007.09	16,488.56	103,713.54	0.00	55,293.55	34.77 %
001-0100-5040	Health Insurance Expense	131,456.92	131,456.92	7,842.22	67,746.54	0.00	63,710.38	48.46 %
001-0100-5042	Employee Assistance Program	4,000.00	4,000.00	0.00	2,957.64	0.00	1,042.36	26.06 %
001-0100-5050	Physical & Drug Screen Exp	800.00	800.00	3.06	281.83	-20.22	538.39	67.30 %
001-0100-5054	Bring Your Own Device - Phone	300.00	300.00	25.00	200.00	0.00	100.00	33.33 %
001-0100-5055	Uniform Expense	500.00	500.00	0.00	0.00	0.00	500.00	100.00 %
001-0100-5057	Vehicle Allowance	6,000.00	6,000.00	692.31	4,153.86	0.00	1,846.14	30.77 %

		Original Total Budget	Current Total Budget	Period Activity	Fiscal Activity	Encumbrances	Variance Favorable (Unfavorable)	Percent Remaining
001-0100-5060	Travel & Training Expense	23,775.00	23,775.00	2,558.99	21,647.96	697.28	1,429.76	6.01 %
001-0100-5062	Travel & Training - Mayor	8,330.00	8,330.00	74.50	5,942.39	-78.15	2,465.76	29.60 %
001-0100-5063	Travel & Training - City Clerk	500.00	500.00	0.00	0.00	0.00	500.00	100.00 %
	Category: E01 - Personnel Expense Total:	**454,331.72**	**451,531.72**	**55,619.68**	**248,463.92**	**598.91**	**202,468.89**	**44.84%**
Category: E10 - Building & Grounds Exp								
001-0100-5102	Repairs & Maint - Building	1,500.00	1,500.00	721.57	5,633.13	113.75	-4,246.88	-283.13 %
001-0100-5104	Repairs & Maint - Grounds	5,500.00	5,500.00	0.00	1,286.81	0.00	4,213.19	76.60 %
001-0100-5110	Utilities - Electric	6,600.00	6,600.00	679.56	3,818.91	0.00	2,781.09	42.14 %
001-0100-5111	Utilities - Gas	1,000.00	1,000.00	10.17	741.20	0.00	258.80	25.88 %
001-0100-5112	Utilities - Water	1,260.00	1,260.00	134.82	851.23	0.00	408.77	32.44 %
001-0100-5115	Com Exp - Tel Landline.Interne	9,408.00	9,408.00	794.39	6,204.16	0.00	3,203.84	34.05 %
001-0100-5116	Communication Exp - Cellular	7,440.00	7,440.00	1,259.21	4,136.67	0.00	3,303.33	44.40 %
001-0100-5120	Insurance - Property	9,280.00	9,280.00	0.00	-799.57	0.00	10,079.57	108.62 %
001-0100-5130	Sanitation	1,080.00	1,167.42	174.84	786.78	0.00	380.64	32.61 %
001-0100-5142	Janitorial Supplies and Main	6,000.00	6,000.00	102.24	1,914.56	0.00	4,085.44	68.09 %
001-0100-5145	Tools	1,000.00	1,000.00	0.00	0.00	0.00	1,000.00	100.00 %
	Category: E10 - Building & Grounds Exp Total:	**50,068.00**	**50,155.42**	**3,876.80**	**24,573.88**	**113.75**	**25,467.79**	**50.78%**
Category: E20 - Vehicle Expense								
001-0100-5200	Fuel Expense	1,500.00	1,500.00	56.07	323.08	100.00	1,076.92	71.79 %
001-0100-5212	Service & Repair - Equipment	500.00	500.00	0.00	0.00	0.00	500.00	100.00 %
001-0100-5225	Insurance Expense - Vehicle	265.00	265.00	0.00	265.00	0.00	0.00	0.00 %
	Category: E20 - Vehicle Expense Total:	**2,265.00**	**2,265.00**	**56.07**	**588.08**	**100.00**	**1,576.92**	**69.62%**
Category: E30 - Supply Expense								
001-0100-5300	Supplies - Office	8,860.00	8,860.00	1,226.31	8,382.35	-175.84	653.49	7.38 %
001-0100-5350	Postage Expense	1,400.00	1,400.00	149.96	371.27	-4.85	1,033.58	73.83 %
	Category: E30 - Supply Expense Total:	**10,260.00**	**10,260.00**	**1,376.27**	**8,753.62**	**-180.69**	**1,687.07**	**16.44%**
Category: E40 - Operations Expense								
001-0100-5480	Dues & Subscriptions	76,212.00	76,212.00	321.33	5,079.49	53.42	71,079.09	93.26 %
001-0100-5505	Mayor's Expense	26,300.00	9,300.00	0.00	583.13	0.00	8,716.87	93.73 %
001-0100-5506	City Clerk Expense	2,500.00	2,500.00	234.00	685.63	0.00	1,814.37	72.57 %
001-0100-5515	Elections or Permit Fee Exp	13,000.00	13,000.00	0.00	12,154.66	0.00	845.34	6.50 %
001-0100-5535	Sales Tax Expense	2,500.00	2,500.00	876.00	4,681.00	0.00	-2,181.00	-87.24 %
	Category: E40 - Operations Expense Total:	**120,512.00**	**103,512.00**	**1,431.33**	**23,183.91**	**53.42**	**80,274.67**	**77.55%**
Category: E55 - Professional Services								
001-0100-5550	Prof Services - Acctg & Audit	12,750.00	12,750.00	0.00	12,950.00	0.00	-200.00	-1.57 %
001-0100-5553	Prof Services - Advertising	1,000.00	1,000.00	268.47	4,293.05	0.00	-3,293.05	-329.31 %
001-0100-5583	Prof Services - Legal	6,000.00	6,000.00	3,000.00	3,398.00	0.00	2,602.00	43.37 %
001-0100-5586	Prof Services - Other	98,350.00	101,898.75	1,090.70	50,583.30	823.32	50,492.13	49.55 %
001-0100-5588	Prof Services - Legal Notices	500.00	500.00	0.00	0.00	0.00	500.00	100.00 %

		Original Total Budget	Current Total Budget	Period Activity	Fiscal Activity	Encumbrances	Variance Favorable (Unfavorable)	Percent Remaining
001-0100-5589	Prof Services - Printing	100.00	100.00	0.00	0.00	0.00	100.00	100.00 %
	Category: E55 - Professional Services Total:	**118,700.00**	**122,248.75**	**4,359.17**	**71,224.35**	**823.32**	**50,201.08**	**41.06%**
Category: E60 - Miscellaneous Expense								
001-0100-5600	Miscellaneous Expense	100.00	6,790.00	0.00	6,773.23	59.46	-42.69	-0.63 %
001-0100-5608	Software - New & Renewals	18,001.00	20,701.00	4,080.00	23,241.95	2,677.06	-5,218.01	-25.21 %
	Category: E60 - Miscellaneous Expense Total:	**18,101.00**	**27,491.00**	**4,080.00**	**30,015.18**	**2,736.52**	**-5,260.70**	**-19.14%**
Category: E68 - Donation Expense								
001-0100-5680	Boys and Girls Club Contract	50,000.00	50,000.00	0.00	37,500.00	0.00	12,500.00	25.00 %
001-0100-5681	Sr. Adults Contract	35,550.00	35,550.00	0.00	22,500.00	0.00	13,050.00	36.71 %
001-0100-5682	Historic Society Contract	10,000.00	10,000.00	0.00	10,068.65	0.00	-68.65	-0.69 %
	Category: E68 - Donation Expense Total:	**95,550.00**	**95,550.00**	**0.00**	**70,068.65**	**0.00**	**25,481.35**	**26.67%**
Category: E85 - Interest Expense								
001-0100-5850	Interest Expense	3,550.00	3,550.00	542.94	4,598.62	0.00	-1,048.62	-29.54 %
	Category: E85 - Interest Expense Total:	**3,550.00**	**3,550.00**	**542.94**	**4,598.62**	**0.00**	**-1,048.62**	**-29.54%**
	Expense Total:	**873,337.72**	**866,563.89**	**71,342.26**	**481,470.21**	**4,245.23**	**380,848.45**	**43.95%**
	Department: 0100 - Administration Surplus (Deficit):	**8,106,102.28**	**8,115,066.11**	**586,809.01**	**5,485,277.84**	**-4,245.23**	**-2,634,033.50**	**32.46%**
Department: 0110 - Information Technology								
Expense								
Category: E01 - Personnel Expense								
001-0110-5060	Travel & Training Expense	9,500.00	0.00	1,650.36	1,650.36	0.00	-1,650.36	0.00 %
	Category: E01 - Personnel Expense Total:	**9,500.00**	**0.00**	**1,650.36**	**1,650.36**	**0.00**	**-1,650.36**	**0.00%**
Category: E20 - Vehicle Expense								
001-0110-5210	Service and Repair	1,000.00	1,000.00	0.00	46.68	0.00	953.32	95.33 %
	Category: E20 - Vehicle Expense Total:	**1,000.00**	**1,000.00**	**0.00**	**46.68**	**0.00**	**953.32**	**95.33%**
Category: E60 - Miscellaneous Expense								
001-0110-5604	Hardware - New & Renewals	118,000.00	28,000.00	1,027.47	2,450.73	422.30	25,126.97	89.74 %
001-0110-5606	IT Projects & Labor	20,000.00	20,000.00	0.00	6,752.08	-1,116.63	14,364.55	71.82 %
001-0110-5608	Software - New & Renewals	142,760.00	142,760.00	14,107.25	74,078.76	19,870.12	48,811.12	34.19 %
001-0110-5610	Website	92,000.00	92,000.00	0.00	52,642.50	17,375.00	21,982.50	23.89 %
001-0110-5612	IT Tools & Supplies	1,000.00	1,000.00	0.00	850.93	0.00	149.07	14.91 %
001-0110-5614	Copiers & Maintenance	30,000.00	30,000.00	2,536.62	20,671.18	0.00	9,328.82	31.10 %
	Category: E60 - Miscellaneous Expense Total:	**403,760.00**	**313,760.00**	**17,671.34**	**157,446.18**	**36,550.79**	**119,763.03**	**38.17%**
Category: E72 - Bond Expense								
001-0110-5840	Principal for Loans	31,150.00	31,150.00	2,309.60	18,221.69	0.00	12,928.31	41.50 %
	Category: E72 - Bond Expense Total:	**31,150.00**	**31,150.00**	**2,309.60**	**18,221.69**	**0.00**	**12,928.31**	**41.50%**
Category: E80 - Fixed Assets								
001-0110-5810	Fixed Assets - Equipment	0.00	2,313.83	945.00	945.00	9,865.00	-8,496.17	-367.19 %

		Original Total Budget	Current Total Budget	Period Activity	Fiscal Activity	Encumbrances	Variance Favorable (Unfavorable)	Percent Remaining
001-0110-5898	Capital Asset Contra	0.00	0.00	0.00	147,686.17	0.00	-147,686.17	0.00 %
	Category: E80 - Fixed Assets Total:	**0.00**	**2,313.83**	**945.00**	**148,631.17**	**9,865.00**	**-156,182.34**	**-6,749.95%**
	Expense Total:	**445,410.00**	**348,223.83**	**22,576.30**	**325,996.08**	**46,415.79**	**-24,188.04**	**-6.95%**
	Department: 0110 - Information Technology Total:	**445,410.00**	**348,223.83**	**22,576.30**	**325,996.08**	**46,415.79**	**-24,188.04**	**-6.95%**
Department: 0120 - Planning & Development								
Revenue								
Category: R10 - Taxes - Sales								
001-0120-4656	Alcohol Sales Tax Collected	125,000.00	125,000.00	16,391.98	126,637.02	0.00	1,637.02	101.31 %
	Category: R10 - Taxes - Sales Total:	**125,000.00**	**125,000.00**	**16,391.98**	**126,637.02**	**0.00**	**1,637.02**	**1.31%**
Category: R20 - Licenses Permits & Fees								
001-0120-4200	Act 474 Commerical SurCharge	10,000.00	10,000.00	5,421.54	7,451.97	0.00	-2,548.03	25.48 %
001-0120-4206	Annex/Rezoning Fees	2,000.00	2,000.00	125.00	665.00	0.00	-1,335.00	66.75 %
001-0120-4208	Business Licenses	165,000.00	165,000.00	1,575.00	84,394.38	0.00	-80,605.62	48.85 %
001-0120-4210	Commercial Remodel Permits	11,750.00	11,750.00	719.40	3,679.30	0.00	-8,070.70	68.69 %
001-0120-4214	Electrical Permits	80,000.00	80,000.00	25,307.00	53,089.68	0.00	-26,910.32	33.64 %
001-0120-4220	HVACR Permits	62,000.00	62,000.00	11,571.00	40,339.34	0.00	-21,660.66	34.94 %
001-0120-4226	Mobile Home Permits	1,300.00	1,300.00	100.00	1,150.00	0.00	-150.00	11.54 %
001-0120-4228	New Commercial Permits	60,000.00	60,000.00	0.00	23,532.70	0.00	-36,467.30	60.78 %
001-0120-4230	Permits - Other	5,000.00	5,000.00	515.00	3,935.00	0.00	-1,065.00	21.30 %
001-0120-4232	Plumbing/Gas Inspections	45,000.00	45,000.00	4,411.14	28,822.50	0.00	-16,177.50	35.95 %
001-0120-4234	Re - Inspections Fees	9,000.00	9,000.00	105.00	2,765.00	0.00	-6,235.00	69.28 %
001-0120-4236	Residential Building Permits	40,000.00	40,000.00	6,003.90	29,535.86	0.00	-10,464.14	26.16 %
001-0120-4238	Residential Remodel Permits	4,000.00	4,000.00	624.44	4,427.00	0.00	427.00	110.68 %
001-0120-4240	Sanitation License	250.00	250.00	0.00	0.00	0.00	-250.00	100.00 %
001-0120-4242	Sign Permits	12,500.00	12,500.00	200.00	5,350.00	0.00	-7,150.00	57.20 %
001-0120-4244	Solicitation Permits	1,500.00	1,500.00	100.00	520.00	0.00	-980.00	65.33 %
001-0120-4248	Storage Building Permits	5,500.00	5,500.00	400.96	2,746.16	0.00	-2,753.84	50.07 %
001-0120-4250	Subdivision Plat & Filing Fees	1,000.00	1,000.00	56.00	1,373.00	0.00	373.00	137.30 %
001-0120-4258	Alcohol Permits - Revenue	35,000.00	35,000.00	2,142.68	25,975.65	0.00	-9,024.35	25.78 %
	Category: R20 - Licenses Permits & Fees Total:	**550,800.00**	**550,800.00**	**59,378.06**	**319,752.54**	**0.00**	**-231,047.46**	**41.95%**
Category: R64 - Reimbursement								
001-0120-4560	Vacant Home Clean Up	1,000.00	1,000.00	0.00	0.00	0.00	-1,000.00	100.00 %
	Category: R64 - Reimbursement Total:	**1,000.00**	**1,000.00**	**0.00**	**0.00**	**0.00**	**-1,000.00**	**100.00%**
	Revenue Total:	**676,800.00**	**676,800.00**	**75,770.04**	**446,389.56**	**0.00**	**-230,410.44**	**34.04%**
Expense								
Category: E01 - Personnel Expense								
001-0120-5000	Salary Expense	464,774.16	464,774.16	47,636.00	321,026.87	0.00	143,747.29	30.93 %
001-0120-5010	Overtime Expense	500.00	500.00	786.47	2,698.20	0.00	-2,198.20	-439.64 %
001-0120-5020	FICA Expense	35,593.47	35,593.47	3,653.11	24,289.82	0.00	11,303.65	31.76 %

		Original Total Budget	Current Total Budget	Period Activity	Fiscal Activity	Encumbrances	Variance Favorable (Unfavorable)	Percent Remaining
001-0120-5022	Unemployment Expense	420.00	420.00	1.82	99.80	0.00	320.20	76.24 %
001-0120-5025	Worker's Comp Expense	1,050.00	1,050.00	0.00	3,341.37	0.00	-2,291.37	-218.23 %
001-0120-5030	APERS Expense	69,395.64	69,395.64	7,261.29	48,146.76	0.00	21,248.88	30.62 %
001-0120-5040	Health Insurance Expense	80,024.52	80,024.52	6,125.08	56,256.59	0.00	23,767.93	29.70 %
001-0120-5050	Physical & Drug Screen Exp	150.00	150.00	0.00	0.00	160.20	-10.20	-6.80 %
001-0120-5055	Uniform Expense	1,000.00	1,000.00	0.00	0.00	0.00	1,000.00	100.00 %
001-0120-5060	Travel & Training Expense	12,500.00	12,500.00	1,069.09	7,271.14	-620.00	5,848.86	46.79 %
	Category: E01 - Personnel Expense Total:	**665,407.79**	**665,407.79**	**66,532.86**	**463,130.55**	**-459.80**	**202,737.04**	**30.47%**
Category: E10 - Building & Grounds Exp								
001-0120-5110	Utilities - Electric	1,524.00	1,524.00	169.89	954.72	0.00	569.28	37.35 %
001-0120-5111	Utilities - Gas	240.00	240.00	2.54	185.29	0.00	54.71	22.80 %
001-0120-5112	Utilities - Water	324.00	324.00	33.70	212.80	0.00	111.20	34.32 %
001-0120-5115	Com Exp - Tel Landline.Interne	1,500.00	1,500.00	110.00	922.00	0.00	578.00	38.53 %
001-0120-5116	Communication Exp - Cellular	5,500.00	5,500.00	657.29	2,022.71	134.00	3,343.29	60.79 %
001-0120-5120	Insurance - Property	400.00	400.00	0.00	0.00	0.00	400.00	100.00 %
001-0120-5130	Sanitation	265.00	286.56	43.12	194.04	0.00	92.52	32.29 %
	Category: E10 - Building & Grounds Exp Total:	**9,753.00**	**9,774.56**	**1,016.54**	**4,491.56**	**134.00**	**5,149.00**	**52.68%**
Category: E20 - Vehicle Expense								
001-0120-5200	Fuel Expense	9,000.00	9,000.00	315.76	3,540.83	600.00	4,859.17	53.99 %
001-0120-5210	Service & Repair - Vehicle	1,000.00	1,000.00	0.00	3,903.18	-280.64	-2,622.54	-262.25 %
001-0120-5225	Insurance Expense - Vehicle	2,149.34	2,149.34	0.00	1,369.30	0.00	780.04	36.29 %
	Category: E20 - Vehicle Expense Total:	**12,149.34**	**12,149.34**	**315.76**	**8,813.31**	**319.36**	**3,016.67**	**24.83%**
Category: E30 - Supply Expense								
001-0120-5300	Supplies - Office	2,500.00	2,500.00	194.07	1,245.74	201.98	1,052.28	42.09 %
001-0120-5350	Postage Expense	2,000.00	2,000.00	113.96	428.43	0.00	1,571.57	78.58 %
	Category: E30 - Supply Expense Total:	**4,500.00**	**4,500.00**	**308.03**	**1,674.17**	**201.98**	**2,623.85**	**58.31%**
Category: E40 - Operations Expense								
001-0120-5405	Act 474 Surcharge	10,000.00	10,000.00	6,451.34	6,451.34	-413.00	3,961.66	39.62 %
001-0120-5475	Credit Card Fees	10,928.00	10,928.00	35.31	431.24	240.00	10,256.76	93.86 %
001-0120-5480	Dues & Subscriptions	23,000.00	43,000.00	99.30	39,109.30	110.00	3,780.70	8.79 %
	Category: E40 - Operations Expense Total:	**43,928.00**	**63,928.00**	**6,585.95**	**45,991.88**	**-63.00**	**17,999.12**	**28.16%**
Category: E55 - Professional Services								
001-0120-5553	Prof Services - Advertising	1,000.00	1,000.00	0.00	390.06	0.00	609.94	60.99 %
001-0120-5560	Vacant Home Cleanup	5,000.00	5,000.00	0.00	0.00	0.00	5,000.00	100.00 %
001-0120-5568	Prof Services - Electrical Ins	36,720.00	36,720.00	18,450.00	21,510.00	833.00	14,377.00	39.15 %
001-0120-5571	Prof Services - Engineering	1,000.00	1,000.00	84.40	227.45	95.70	676.85	67.69 %
001-0120-5589	Prof Services - Printing	100.00	100.00	0.00	0.00	0.00	100.00	100.00 %
	Category: E55 - Professional Services Total:	**43,820.00**	**43,820.00**	**18,534.40**	**22,127.51**	**928.70**	**20,763.79**	**47.38%**
Category: E60 - Miscellaneous Expense								
001-0120-5600	Miscellaneous Expense	100.00	100.00	0.00	0.00	10.94	89.06	89.06 %

		Original Total Budget	Current Total Budget	Period Activity	Fiscal Activity	Encumbrances	Variance Favorable (Unfavorable)	Percent Remaining
001-0120-5604	Hardware - New & Renewals	0.00	0.00	0.00	2,043.01	0.00	-2,043.01	0.00 %
001-0120-5608	Software - New & Renewals	10,000.00	19,100.00	5,164.70	20,414.11	0.00	-1,314.11	-6.88 %
	Category: E60 - Miscellaneous Expense Total:	**10,100.00**	**19,200.00**	**5,164.70**	**22,457.12**	**10.94**	**-3,268.06**	**-17.02%**
Category: E72 - Bond Expense								
001-0120-5840	Principal for Loans	44,500.00	44,500.00	3,379.71	26,664.40	0.00	17,835.60	40.08 %
	Category: E72 - Bond Expense Total:	**44,500.00**	**44,500.00**	**3,379.71**	**26,664.40**	**0.00**	**17,835.60**	**40.08%**
Category: E85 - Interest Expense								
001-0120-5850	Interest Expense	5,071.00	5,071.00	794.51	6,729.32	0.00	-1,658.32	-32.70 %
	Category: E85 - Interest Expense Total:	**5,071.00**	**5,071.00**	**794.51**	**6,729.32**	**0.00**	**-1,658.32**	**-32.70%**
	Expense Total:	**839,229.13**	**868,350.69**	**102,632.46**	**602,079.82**	**1,072.18**	**265,198.69**	**30.54%**
	Department: 0120 - Planning & Development Surplus (Deficit):	**-162,429.13**	**-191,550.69**	**-26,862.42**	**-155,690.26**	**-1,072.18**	**34,788.25**	**18.16%**
Department: 0200 - Animal Control								
Revenue								
Category: R20 - Licenses Permits & Fees								
001-0200-4202	Adoption Revenue	5,500.00	5,500.00	270.00	1,200.00	0.00	-4,300.00	78.18 %
001-0200-4222	Misc Revenue - Animal Control	8,000.00	8,000.00	629.68	3,707.26	0.00	-4,292.74	53.66 %
001-0200-4224	Dog License Fee	3,500.00	3,500.00	345.00	1,870.00	0.00	-1,630.00	46.57 %
001-0200-4246	Spay & Neuter Revenue	7,380.00	7,380.00	590.00	2,880.00	0.00	-4,500.00	60.98 %
	Category: R20 - Licenses Permits & Fees Total:	**24,380.00**	**24,380.00**	**1,834.68**	**9,657.26**	**0.00**	**-14,722.74**	**60.39%**
Category: R40 - Fines & Forfeitures								
001-0200-4420	Animal Control Fines	6,000.00	6,000.00	110.00	1,520.00	0.00	-4,480.00	74.67 %
	Category: R40 - Fines & Forfeitures Total:	**6,000.00**	**6,000.00**	**110.00**	**1,520.00**	**0.00**	**-4,480.00**	**74.67%**
Category: R62 - Intergovernmental Tsfrs								
001-0200-4627	Xfer Designated Tax	678,072.00	678,072.00	56,505.00	452,040.00	0.00	-226,032.00	33.33 %
	Category: R62 - Intergovernmental Tsfrs Total:	**678,072.00**	**678,072.00**	**56,505.00**	**452,040.00**	**0.00**	**-226,032.00**	**33.33%**
Category: R70 - Grant Revenue								
001-0200-4700	Grant Revenue	0.00	5,000.00	0.00	11,000.00	0.00	6,000.00	220.00 %
	Category: R70 - Grant Revenue Total:	**0.00**	**5,000.00**	**0.00**	**11,000.00**	**0.00**	**6,000.00**	**120.00%**
	Revenue Total:	**708,452.00**	**713,452.00**	**58,449.68**	**474,217.26**	**0.00**	**-239,234.74**	**33.53%**
Expense								
Category: E01 - Personnel Expense								
001-0200-5000	Salary Expense	426,898.70	426,898.70	38,891.76	255,787.00	0.00	171,111.70	40.08 %
001-0200-5005	SWB Reimbursement	94,783.00	94,783.00	7,898.58	63,188.64	0.00	31,594.36	33.33 %
001-0200-5010	Overtime Expense	12,000.00	12,000.00	765.56	3,680.31	0.00	8,319.69	69.33 %
001-0200-5020	FICA Expense	33,575.64	33,575.64	2,964.49	19,269.95	0.00	14,305.69	42.61 %
001-0200-5022	Unemployment Expense	576.00	576.00	9.89	146.64	0.00	429.36	74.54 %
001-0200-5025	Worker's Comp Expense	2,700.00	2,700.00	0.00	1,588.12	0.00	1,111.88	41.18 %
001-0200-5030	APERS Expense	66,931.93	66,931.93	5,849.06	38,401.12	0.00	28,530.81	42.63 %

		Original Total Budget	Current Total Budget	Period Activity	Fiscal Activity	Encumbrances	Variance Favorable (Unfavorable)	Percent Remaining
001-0200-5040	Health Insurance Expense	79,674.28	79,674.28	5,523.22	43,642.18	0.00	36,032.10	45.22 %
001-0200-5050	Physical & Drug Screen Exp	500.00	500.00	147.20	357.40	182.20	-39.60	-7.92 %
001-0200-5055	Uniform Expense	1,500.00	1,500.00	570.72	2,109.76	0.00	-609.76	-40.65 %
001-0200-5060	Travel & Training Expense	20,000.00	20,000.00	0.00	7,444.25	-265.61	12,821.36	64.11 %
001-0200-5065	First Aid Expense	200.00	200.00	0.00	28.03	0.00	171.97	85.99 %
	Category: E01 - Personnel Expense Total:	**739,339.55**	**739,339.55**	**62,620.48**	**435,643.40**	**-83.41**	**303,779.56**	**41.09%**
Category: E10 - Building & Grounds Exp								
001-0200-5102	Repairs & Maint - Building	5,000.00	5,000.00	1,046.30	5,812.39	0.00	-812.39	-16.25 %
001-0200-5104	Repairs & Maint - Grounds	5,100.00	5,100.00	82.13	1,412.37	328.52	3,359.11	65.86 %
001-0200-5110	Utilities - Electric	9,660.00	9,660.00	968.52	6,663.31	0.00	2,996.69	31.02 %
001-0200-5111	Utilities - Gas	480.00	480.00	21.82	330.66	0.00	149.34	31.11 %
001-0200-5112	Utilities - Water	1,000.00	1,000.00	80.83	538.88	0.00	461.12	46.11 %
001-0200-5115	Com Exp - Tel Landline.Interne	9,500.00	9,500.00	741.48	5,940.81	0.00	3,559.19	37.47 %
001-0200-5116	Communication Exp - Cellular	4,440.00	4,440.00	552.66	2,229.32	135.00	2,075.68	46.75 %
001-0200-5120	Insurance - Property	2,912.00	2,912.00	0.00	0.00	0.00	2,912.00	100.00 %
001-0200-5130	Sanitation	1,500.00	1,625.41	250.82	1,128.69	0.00	496.72	30.56 %
001-0200-5140	Supplies - B&G	500.00	500.00	0.00	88.20	0.00	411.80	82.36 %
001-0200-5142	Janitorial Supplies and Main	4,000.00	4,000.00	745.05	5,105.99	0.00	-1,105.99	-27.65 %
001-0200-5145	Tools	1,500.00	1,500.00	262.22	1,479.59	0.00	20.41	1.36 %
	Category: E10 - Building & Grounds Exp Total:	**45,592.00**	**45,717.41**	**4,751.83**	**30,730.21**	**463.52**	**14,523.68**	**31.77%**
Category: E20 - Vehicle Expense								
001-0200-5200	Fuel Expense	4,500.00	4,500.00	585.35	4,263.85	389.69	-153.54	-3.41 %
001-0200-5210	Service & Repair - Vehicle	3,000.00	3,000.00	57.48	2,990.44	416.42	-406.86	-13.56 %
001-0200-5225	Insurance Expense - Vehicle	1,873.00	1,873.00	0.00	1,872.79	0.00	0.21	0.01 %
	Category: E20 - Vehicle Expense Total:	**9,373.00**	**9,373.00**	**642.83**	**9,127.08**	**806.11**	**-560.19**	**-5.98%**
Category: E30 - Supply Expense								
001-0200-5300	Supplies - Office	2,400.00	2,400.00	194.74	771.53	0.00	1,628.47	67.85 %
001-0200-5302	Supplies - Kitchen	350.00	350.00	41.06	216.01	0.00	133.99	38.28 %
001-0200-5306	Supplies - Food Allowance	1,000.00	1,000.00	595.34	1,952.72	0.00	-952.72	-95.27 %
001-0200-5322	Supplies - Operating	6,300.00	6,300.00	0.00	596.67	-125.14	5,828.47	92.52 %
001-0200-5350	Postage Expense	100.00	100.00	75.26	290.02	0.00	-190.02	-190.02 %
001-0200-5370	Medicine Expense	15,000.00	15,504.33	761.75	6,580.63	-960.00	9,883.70	63.75 %
001-0200-5371	Spay & Neuter Vouchers	500.00	500.00	120.00	420.00	-40.00	120.00	24.00 %
	Category: E30 - Supply Expense Total:	**25,650.00**	**26,154.33**	**1,788.15**	**10,827.58**	**-1,125.14**	**16,451.89**	**62.90%**
Category: E40 - Operations Expense								
001-0200-5475	Credit Card Fees	1,500.00	1,500.00	61.77	585.75	0.00	914.25	60.95 %
001-0200-5480	Dues & Subscriptions	825.00	825.00	0.00	365.00	0.00	460.00	55.76 %
	Category: E40 - Operations Expense Total:	**2,325.00**	**2,325.00**	**61.77**	**950.75**	**0.00**	**1,374.25**	**59.11%**
Category: E55 - Professional Services								
001-0200-5577	Prof Services - Incineration & Disp	4,000.00	4,000.00	0.00	1,475.00	-160.00	2,685.00	67.13 %

		Original Total Budget	Current Total Budget	Period Activity	Fiscal Activity	Encumbrances	Variance Favorable (Unfavorable)	Percent Remaining
001-0200-5589	Prof Services - Printing	500.00	500.00	0.00	322.07	0.00	177.93	35.59 %
001-0200-5592	Prof Services - Veterinarian	25,000.00	25,144.15	2,614.16	18,847.17	-4,416.83	10,713.81	42.61 %
001-0200-5593	Prof Services - Animal Care	5,000.00	5,000.00	298.12	1,498.14	0.00	3,501.86	70.04 %
	Category: E55 - Professional Services Total:	**34,500.00**	**34,644.15**	**2,912.28**	**22,142.38**	**-4,576.83**	**17,078.60**	**49.30%**
Category: E60 - Miscellaneous Expense								
001-0200-5600	Miscellaneous Expense	500.00	5,500.00	849.61	2,634.08	3,070.11	-204.19	-3.71 %
001-0200-5604	Hardware - New & Renewals	7,500.00	7,500.00	0.00	6,536.68	0.00	963.32	12.84 %
001-0200-5608	Software - New & Renewals	2,000.00	2,000.00	0.00	1,997.82	0.00	2.18	0.11 %
	Category: E60 - Miscellaneous Expense Total:	**10,000.00**	**15,000.00**	**849.61**	**11,168.58**	**3,070.11**	**761.31**	**5.08%**
Category: E72 - Bond Expense								
001-0200-5840	Principal for Loans	92,230.00	92,230.00	7,095.42	56,022.32	0.00	36,207.68	39.26 %
	Category: E72 - Bond Expense Total:	**92,230.00**	**92,230.00**	**7,095.42**	**56,022.32**	**0.00**	**36,207.68**	**39.26%**
Category: E80 - Fixed Assets								
001-0200-5808	Cap Assets - Vehicles	0.00	-38,867.00	-1,000.00	0.00	60,748.42	-99,615.42	256.30 %
001-0200-5898	Capital Asset Contra	0.00	0.00	1,000.00	38,867.00	0.00	-38,867.00	0.00 %
	Category: E80 - Fixed Assets Total:	**0.00**	**-38,867.00**	**0.00**	**38,867.00**	**60,748.42**	**-138,482.42**	**356.30%**
Category: E85 - Interest Expense								
001-0200-5850	Interest Expense	10,415.00	10,415.00	1,532.01	12,997.15	0.00	-2,582.15	-24.79 %
	Category: E85 - Interest Expense Total:	**10,415.00**	**10,415.00**	**1,532.01**	**12,997.15**	**0.00**	**-2,582.15**	**-24.79%**
	Expense Total:	**969,424.55**	**936,331.44**	**82,254.38**	**628,476.45**	**59,302.78**	**248,552.21**	**26.55%**
	Department: 0200 - Animal Control Surplus (Deficit):	**-260,972.55**	**-222,879.44**	**-23,804.70**	**-154,259.19**	**-59,302.78**	**9,317.47**	**4.18%**
Department: 0300 - Court								
Revenue								
Category: R40 - Fines & Forfeitures								
001-0300-4400	Act 316 of 1991 Revenue	200.00	200.00	18.12	144.96	0.00	-55.04	27.52 %
001-0300-4412	City Attorney Reim	26,000.00	26,000.00	2,190.68	17,525.44	0.00	-8,474.56	32.59 %
001-0300-4414	Court Fines	400,000.00	400,000.00	30,896.70	305,949.98	0.00	-94,050.02	23.51 %
001-0300-4416	District Court Reim	14,000.00	14,000.00	1,181.04	9,448.32	0.00	-4,551.68	32.51 %
001-0300-4424	Judge Retirement Reim	4,700.00	4,700.00	394.84	3,158.72	0.00	-1,541.28	32.79 %
001-0300-4426	Ordinance 89-15 Revenue	23,000.00	23,000.00	1,966.60	15,732.80	0.00	-7,267.20	31.60 %
001-0300-4428	Warrant Fees	65,000.00	65,000.00	5,080.00	47,588.91	0.00	-17,411.09	26.79 %
	Category: R40 - Fines & Forfeitures Total:	**532,900.00**	**532,900.00**	**41,727.98**	**399,549.13**	**0.00**	**-133,350.87**	**25.02%**
Category: R60 - Miscellaneous Revenue								
001-0300-4600	Miscellaneous Revenue	50,520.00	50,520.00	1,316.99	35,080.20	0.00	-15,439.80	30.56 %
	Category: R60 - Miscellaneous Revenue Total:	**50,520.00**	**50,520.00**	**1,316.99**	**35,080.20**	**0.00**	**-15,439.80**	**30.56%**

		Original Total Budget	Current Total Budget	Period Activity	Fiscal Activity	Encumbrances	Variance Favorable (Unfavorable)	Percent Remaining
Category: R64 - Reimbursement								
001-0300-4640	Reimbursement RevSaline County	160,000.00	160,000.00	0.00	128,266.25	0.00	-31,733.75	19.83 %
	Category: R64 - Reimbursement Total:	**160,000.00**	**160,000.00**	**0.00**	**128,266.25**	**0.00**	**-31,733.75**	**19.83%**
	Revenue Total:	**743,420.00**	**743,420.00**	**43,044.97**	**562,895.58**	**0.00**	**-180,524.42**	**24.28%**
Expense								
Category: E01 - Personnel Expense								
001-0300-5000	Salary Expense	346,306.56	346,306.56	40,543.21	233,332.17	0.00	112,974.39	32.62 %
001-0300-5010	Overtime Expense	500.00	500.00	0.00	0.00	0.00	500.00	100.00 %
001-0300-5020	FICA Expense	26,530.67	26,530.67	3,029.81	17,341.22	0.00	9,189.45	34.64 %
001-0300-5022	Unemployment Expense	420.00	420.00	0.00	105.75	0.00	314.25	74.82 %
001-0300-5025	Worker's Comp Expense	2,165.00	2,165.00	0.00	1,935.51	0.00	229.49	10.60 %
001-0300-5030	APERS Expense	53,130.69	53,130.69	6,211.23	35,722.50	0.00	17,408.19	32.76 %
001-0300-5040	Health Insurance Expense	56,863.04	56,863.04	6,095.94	42,555.02	0.00	14,308.02	25.16 %
001-0300-5050	Physical & Drug Screen Exp	400.00	400.00	0.00	182.20	0.00	217.80	54.45 %
001-0300-5055	Uniform Expense	500.00	500.00	0.00	0.00	0.00	500.00	100.00 %
001-0300-5060	Travel & Training Expense	7,500.00	7,500.00	53.62	5,174.36	0.00	2,325.64	31.01 %
001-0300-5070	Judge - Share to State	29,000.00	29,000.00	2,405.18	19,241.44	0.00	9,758.56	33.65 %
	Category: E01 - Personnel Expense Total:	**523,315.96**	**523,315.96**	**58,338.99**	**355,590.17**	**0.00**	**167,725.79**	**32.05%**
Category: E10 - Building & Grounds Exp								
001-0300-5102	Repairs & Maint - Building	10,000.00	10,000.00	130.00	2,011.33	0.00	7,988.67	79.89 %
001-0300-5110	Utilities - Electric	6,600.00	6,600.00	679.57	3,818.94	0.00	2,781.06	42.14 %
001-0300-5111	Utilities - Gas	1,200.00	1,200.00	10.17	741.19	0.00	458.81	38.23 %
001-0300-5112	Utilities - Water	1,000.00	1,000.00	134.82	851.22	0.00	148.78	14.88 %
001-0300-5115	Com Exp - Tel Landline.Interne	3,144.00	3,144.00	413.42	3,111.51	0.00	32.49	1.03 %
001-0300-5130	Sanitation	1,080.00	1,166.25	172.50	776.25	0.00	390.00	33.44 %
001-0300-5142	Janitorial Supplies and Main	500.00	500.00	0.00	0.00	0.00	500.00	100.00 %
	Category: E10 - Building & Grounds Exp Total:	**23,524.00**	**23,610.25**	**1,540.48**	**11,310.44**	**0.00**	**12,299.81**	**52.10%**
Category: E30 - Supply Expense								
001-0300-5300	Supplies - Office	9,000.00	9,000.00	695.26	3,472.23	-214.28	5,742.05	63.80 %
001-0300-5350	Postage Expense	3,000.00	3,000.00	208.05	3,073.49	0.00	-73.49	-2.45 %
	Category: E30 - Supply Expense Total:	**12,000.00**	**12,000.00**	**903.31**	**6,545.72**	**-214.28**	**5,668.56**	**47.24%**
Category: E40 - Operations Expense								
001-0300-5480	Dues & Subscriptions	161,745.00	161,745.00	13,245.04	106,827.82	81.25	54,835.93	33.90 %
	Category: E40 - Operations Expense Total:	**161,745.00**	**161,745.00**	**13,245.04**	**106,827.82**	**81.25**	**54,835.93**	**33.90%**
Category: E55 - Professional Services								
001-0300-5553	Prof Services - Advertising	4,000.00	4,000.00	0.00	0.00	0.00	4,000.00	100.00 %
001-0300-5589	Prof Services - Printing	100.00	100.00	0.00	0.00	0.00	100.00	100.00 %
	Category: E55 - Professional Services Total:	**4,100.00**	**4,100.00**	**0.00**	**0.00**	**0.00**	**4,100.00**	**100.00%**

		Original Total Budget	Current Total Budget	Period Activity	Fiscal Activity	Encumbrances	Variance Favorable (Unfavorable)	Percent Remaining
Category: E60 - Miscellaneous Expense								
001-0300-5608	Software - New & Renewals	500.00	500.00	0.00	81.00	0.00	419.00	83.80 %
001-0300-5614	Copiers & Maintenance	2,556.00	2,556.00	212.32	1,851.32	0.00	704.68	27.57 %
	Category: E60 - Miscellaneous Expense Total:	**3,056.00**	**3,056.00**	**212.32**	**1,932.32**	**0.00**	**1,123.68**	**36.77%**
	Expense Total:	**727,740.96**	**727,827.21**	**74,240.14**	**482,206.47**	**-133.03**	**245,753.77**	**33.77%**
	Department: 0300 - Court Surplus (Deficit):	**15,679.04**	**15,592.79**	**-31,195.17**	**80,689.11**	**133.03**	**65,229.35**	**-418.33%**
Department: 0400 - Parks								
Revenue								
Category: R62 - Intergovernmental Tsfrs								
001-0400-4627	Xfer Designated Tax	678,072.00	678,072.00	56,505.00	452,040.00	0.00	-226,032.00	33.33 %
001-0400-4629	Xfer Park 1/8 O & M	847,578.00	847,578.00	70,631.00	565,048.00	0.00	-282,530.00	33.33 %
	Category: R62 - Intergovernmental Tsfrs Total:	**1,525,650.00**	**1,525,650.00**	**127,136.00**	**1,017,088.00**	**0.00**	**-508,562.00**	**33.33%**
Category: R66 - Sale of Equipment								
001-0400-4900	Sale of Capital Assets	0.00	16,500.00	0.00	0.00	0.00	-16,500.00	100.00 %
	Category: R66 - Sale of Equipment Total:	**0.00**	**16,500.00**	**0.00**	**0.00**	**0.00**	**-16,500.00**	**100.00%**
	Revenue Total:	**1,525,650.00**	**1,542,150.00**	**127,136.00**	**1,017,088.00**	**0.00**	**-525,062.00**	**34.05%**
Expense								
Category: E01 - Personnel Expense								
001-0400-5000	Salary Expense	464,419.80	464,419.80	46,489.00	284,044.80	0.00	180,375.00	38.84 %
001-0400-5001	Part Time Labor	5,000.00	5,000.00	1,340.63	1,340.63	0.00	3,659.37	73.19 %
001-0400-5005	SWB Reimbursement	162,485.00	162,485.00	13,540.42	108,323.36	0.00	54,161.64	33.33 %
001-0400-5010	Overtime Expense	7,000.00	7,000.00	338.00	7,060.07	0.00	-60.07	-0.86 %
001-0400-5020	FICA Expense	36,980.44	36,980.44	3,632.67	21,957.78	0.00	15,022.66	40.62 %
001-0400-5022	Unemployment Expense	900.00	900.00	8.46	148.51	0.00	751.49	83.50 %
001-0400-5025	Worker's Comp Expense	18,400.00	18,400.00	0.00	7,785.96	0.00	10,614.04	57.69 %
001-0400-5030	APERS Expense	72,221.11	72,221.11	7,173.90	44,190.63	0.00	28,030.48	38.81 %
001-0400-5040	Health Insurance Expense	103,105.92	103,105.92	6,955.07	56,640.16	0.00	46,465.76	45.07 %
001-0400-5050	Physical & Drug Screen Exp	1,050.00	1,050.00	171.00	488.50	34.20	527.30	50.22 %
001-0400-5055	Uniform Expense	2,150.00	2,150.00	0.00	558.16	-420.07	2,011.91	93.58 %
001-0400-5060	Travel & Training Expense	10,400.00	10,400.00	691.18	5,042.13	290.00	5,067.87	48.73 %
	Category: E01 - Personnel Expense Total:	**884,112.27**	**884,112.27**	**80,340.33**	**537,580.69**	**-95.87**	**346,627.45**	**39.21%**
Category: E10 - Building & Grounds Exp								
001-0400-5120	Insurance - Property	6,637.00	6,637.00	0.00	0.00	0.00	6,637.00	100.00 %
001-0400-5145	Tools	2,000.00	2,000.00	65.42	65.42	0.00	1,934.58	96.73 %
	Category: E10 - Building & Grounds Exp Total:	**8,637.00**	**8,637.00**	**65.42**	**65.42**	**0.00**	**8,571.58**	**99.24%**
Category: E20 - Vehicle Expense								
001-0400-5200	Fuel Expense	16,400.00	16,400.00	1,121.99	11,724.61	1,900.00	2,775.39	16.92 %
001-0400-5210	Service & Repair - Vehicle	1,000.00	1,000.00	163.31	2,869.10	20.32	-1,889.42	-188.94 %
001-0400-5225	Insurance Expense - Vehicle	4,916.00	4,916.00	0.00	5,842.59	0.00	-926.59	-18.85 %

		Original Total Budget	Current Total Budget	Period Activity	Fiscal Activity	Encumbrances	Variance Favorable (Unfavorable)	Percent Remaining
	Category: E20 - Vehicle Expense Total:	**22,316.00**	**22,316.00**	**1,285.30**	**20,436.30**	**1,920.32**	**-40.62**	**-0.18%**
Category: E30 - Supply Expense								
001-0400-5350	Postage Expense	500.00	500.00	71.73	271.19	0.00	228.81	45.76 %
	Category: E30 - Supply Expense Total:	**500.00**	**500.00**	**71.73**	**271.19**	**0.00**	**228.81**	**45.76%**
Category: E40 - Operations Expense								
001-0400-5535	Sales Tax Expense	500.00	500.00	0.00	37.00	0.00	463.00	92.60 %
	Category: E40 - Operations Expense Total:	**500.00**	**500.00**	**0.00**	**37.00**	**0.00**	**463.00**	**92.60%**
Category: E55 - Professional Services								
001-0400-5550	Prof Services - Acctg & Audit	5,000.00	5,000.00	3,437.00	5,000.00	0.00	0.00	0.00 %
001-0400-5586	Prof Services - Other	36,000.00	42,600.00	1,630.00	19,595.00	9,790.00	13,215.00	31.02 %
	Category: E55 - Professional Services Total:	**41,000.00**	**47,600.00**	**5,067.00**	**24,595.00**	**9,790.00**	**13,215.00**	**27.76%**
Category: E60 - Miscellaneous Expense								
001-0400-5600	Miscellaneous Expense	0.00	0.00	0.00	1,632.84	0.00	-1,632.84	0.00 %
001-0400-5604	Hardware - New & Renewals	7,000.00	7,000.00	25.25	6,678.43	0.00	321.57	4.59 %
001-0400-5608	Software - New & Renewals	19,000.00	19,000.00	5,000.00	19,375.00	0.00	-375.00	-1.97 %
	Category: E60 - Miscellaneous Expense Total:	**26,000.00**	**26,000.00**	**5,025.25**	**27,686.27**	**0.00**	**-1,686.27**	**-6.49%**
Category: E72 - Bond Expense								
001-0400-5840	Principal for Loans	304,650.00	304,650.00	21,967.50	173,632.47	0.00	131,017.53	43.01 %
	Category: E72 - Bond Expense Total:	**304,650.00**	**304,650.00**	**21,967.50**	**173,632.47**	**0.00**	**131,017.53**	**43.01%**
Category: E80 - Fixed Assets								
001-0400-5810	Capital Assets - Equipment	0.00	39.14	0.00	0.00	0.00	39.14	100.00 %
001-0400-5898	Capital Asset Contra	0.00	0.00	0.00	16,460.86	0.00	-16,460.86	0.00 %
	Category: E80 - Fixed Assets Total:	**0.00**	**39.14**	**0.00**	**16,460.86**	**0.00**	**-16,421.72**	**41,956.36%**
Category: E85 - Interest Expense								
001-0400-5850	Interest Expense	37,221.00	37,221.00	4,145.57	35,272.13	0.00	1,948.87	5.24 %
	Category: E85 - Interest Expense Total:	**37,221.00**	**37,221.00**	**4,145.57**	**35,272.13**	**0.00**	**1,948.87**	**5.24%**
	Expense Total:	**1,324,936.27**	**1,331,575.41**	**117,968.10**	**836,037.33**	**11,614.45**	**483,923.63**	**36.34%**
	Department: 0400 - Parks Surplus (Deficit):	**200,713.73**	**210,574.59**	**9,167.90**	**181,050.67**	**-11,614.45**	**-41,138.37**	**19.54%**
Department: 0410 - Parks - Mills Park & Pool								
Revenue								
Category: R50 - Sale of Services								
001-0410-4500	Mills Pool-Admin/Concessions	1,000.00	1,000.00	94.50	390.50	0.00	-609.50	60.95 %
001-0410-4532	Admissions	75,000.00	75,000.00	6,842.00	68,844.00	0.00	-6,156.00	8.21 %
001-0410-4534	Pavillion Fees	15,000.00	15,000.00	890.00	7,952.50	0.00	-7,047.50	46.98 %
	Category: R50 - Sale of Services Total:	**91,000.00**	**91,000.00**	**7,826.50**	**77,187.00**	**0.00**	**-13,813.00**	**15.18%**
	Revenue Total:	**91,000.00**	**91,000.00**	**7,826.50**	**77,187.00**	**0.00**	**-13,813.00**	**15.18%**

		Original Total Budget	Current Total Budget	Period Activity	Fiscal Activity	Encumbrances	Variance Favorable (Unfavorable)	Percent Remaining
Expense								
Category: E01 - Personnel Expense								
001-0410-5001	Part Time Labor	33,000.00	33,000.00	13,910.38	28,896.33	0.00	4,103.67	12.44 %
001-0410-5020	FICA Expense	2,333.25	2,333.25	1,063.81	2,210.18	0.00	123.07	5.27 %
001-0410-5022	Unemployment Expense	0.00	0.00	27.39	56.89	0.00	-56.89	0.00 %
	Category: E01 - Personnel Expense Total:	**35,333.25**	**35,333.25**	**15,001.58**	**31,163.40**	**0.00**	**4,169.85**	**11.80%**
Category: E10 - Building & Grounds Exp								
001-0410-5102	Repairs & Maint - Building	4,000.00	4,000.00	0.00	614.16	0.00	3,385.84	84.65 %
001-0410-5104	Repairs & Maint - Grounds	6,000.00	6,000.00	539.18	2,417.39	813.76	2,768.85	46.15 %
001-0410-5105	Repairs & Maint - Pool	13,325.00	25,631.00	486.67	20,139.29	3,965.19	1,526.52	5.96 %
001-0410-5110	Utilities - Electric	10,584.00	10,584.00	1,121.26	8,515.22	0.00	2,068.78	19.55 %
001-0410-5111	Utilities - Gas	150.00	150.00	25.42	174.48	0.00	-24.48	-16.32 %
001-0410-5112	Utilities - Water	9,000.00	9,000.00	1,102.72	4,039.83	0.00	4,960.17	55.11 %
001-0410-5115	Com Exp - Tel Landline.Interne	2,061.96	2,061.96	185.36	1,480.69	0.00	581.27	28.19 %
001-0410-5120	Insurance - Property	4,906.00	4,906.00	0.00	0.00	0.00	4,906.00	100.00 %
	Category: E10 - Building & Grounds Exp Total:	**50,026.96**	**62,332.96**	**3,460.61**	**37,381.06**	**4,778.95**	**20,172.95**	**32.36%**
Category: E30 - Supply Expense								
001-0410-5308	Supplies - Concession	100.00	100.00	12.00	29.00	0.00	71.00	71.00 %
001-0410-5328	Supplies - Pools	17,000.00	17,000.00	3,942.76	15,315.30	0.00	1,684.70	9.91 %
	Category: E30 - Supply Expense Total:	**17,100.00**	**17,100.00**	**3,954.76**	**15,344.30**	**0.00**	**1,755.70**	**10.27%**
Category: E80 - Fixed Assets								
001-0410-5816	Capital Assets - Infrastructure	0.00	16,036.67	-830.00	1,601.25	14,341.08	94.34	0.59 %
001-0410-5898	Capital Asset Contra	0.00	0.00	2,431.25	8,279.48	0.00	-8,279.48	0.00 %
	Category: E80 - Fixed Assets Total:	**0.00**	**16,036.67**	**1,601.25**	**9,880.73**	**14,341.08**	**-8,185.14**	**-51.04%**
	Expense Total:	**102,460.21**	**130,802.88**	**24,018.20**	**93,769.49**	**19,120.03**	**17,913.36**	**13.69%**
	Department: 0410 - Parks - Mills Park & Pool Surplus (Deficit):	**-11,460.21**	**-39,802.88**	**-16,191.70**	**-16,582.49**	**-19,120.03**	**4,100.36**	**10.30%**
Department: 0420 - Parks - Midland								
Revenue								
Category: R74 - Sponsorships								
001-0420-4740	User Agre Fees/Sponsors	35,000.00	35,000.00	0.00	18,675.00	0.00	-16,325.00	46.64 %
	Category: R74 - Sponsorships Total:	**35,000.00**	**35,000.00**	**0.00**	**18,675.00**	**0.00**	**-16,325.00**	**46.64%**
	Revenue Total:	**35,000.00**	**35,000.00**	**0.00**	**18,675.00**	**0.00**	**-16,325.00**	**46.64%**
Expense								
Category: E10 - Building & Grounds Exp								
001-0420-5104	Repairs & Maint - Grounds	17,920.00	17,920.00	15,336.96	21,968.63	-56.68	-3,991.95	-22.28 %
001-0420-5110	Utilities - Electric	17,352.00	17,352.00	1,406.77	14,071.63	0.00	3,280.37	18.90 %
001-0420-5112	Utilities - Water	4,000.00	4,000.00	298.37	2,941.89	0.00	1,058.11	26.45 %
	Category: E10 - Building & Grounds Exp Total:	**39,272.00**	**39,272.00**	**17,042.10**	**38,982.15**	**-56.68**	**346.53**	**0.88%**

		Original Total Budget	Current Total Budget	Period Activity	Fiscal Activity	Encumbrances	Variance Favorable (Unfavorable)	Percent Remaining
Category: E80 - Fixed Assets								
001-0420-5816	Capital Assets - Infrastructure	0.00	-34,727.75	1,117.14	1,117.14	21,155.11	-57,000.00	164.13 %
001-0420-5898	Capital Asset Contra	0.00	0.00	0.00	34,727.75	0.00	-34,727.75	0.00 %
	Category: E80 - Fixed Assets Total:	**0.00**	**-34,727.75**	**1,117.14**	**35,844.89**	**21,155.11**	**-91,727.75**	**264.13%**
	Expense Total:	**39,272.00**	**4,544.25**	**18,159.24**	**74,827.04**	**21,098.43**	**-91,381.22**	**-2,010.92%**
	Department: 0420 - Parks - Midland Surplus (Deficit):	**-4,272.00**	**30,455.75**	**-18,159.24**	**-56,152.04**	**-21,098.43**	**-107,706.22**	**353.65%**
Department: 0430 - Parks - Bishop								
Revenue								
Category: R30 - Membership Fees								
001-0430-4300	Membership Family	205,475.00	205,475.00	14,365.85	114,461.95	0.00	-91,013.05	44.29 %
001-0430-4304	Membership Silver Sneakers	72,000.00	72,000.00	4,375.50	48,564.50	0.00	-23,435.50	32.55 %
	Category: R30 - Membership Fees Total:	**277,475.00**	**277,475.00**	**18,741.35**	**163,026.45**	**0.00**	**-114,448.55**	**41.25%**
Category: R33 - Rental Fees								
001-0430-4332	Equipment Rental	60,000.00	60,000.00	4,815.00	45,235.00	0.00	-14,765.00	24.61 %
001-0430-4340	Room Rental Party Room	18,000.00	18,000.00	780.00	8,635.00	0.00	-9,365.00	52.03 %
001-0430-4350	Use Agreement Fees	26,450.00	26,450.00	356.00	23,282.00	0.00	-3,168.00	11.98 %
001-0430-4354	Tournaments	50,000.00	50,000.00	6,060.00	49,060.00	0.00	-940.00	1.88 %
	Category: R33 - Rental Fees Total:	**154,450.00**	**154,450.00**	**12,011.00**	**126,212.00**	**0.00**	**-28,238.00**	**18.28%**
Category: R36 - Park Program Fees								
001-0430-4364	Basketball	63,000.00	63,000.00	5,720.00	15,330.00	0.00	-47,670.00	75.67 %
001-0430-4366	BASS Swim Program	30,000.00	30,000.00	2,133.00	20,425.00	0.00	-9,575.00	31.92 %
001-0430-4382	Pool Swim Lessons	55,000.00	55,000.00	3,130.00	44,090.00	0.00	-10,910.00	19.84 %
	Category: R36 - Park Program Fees Total:	**148,000.00**	**148,000.00**	**10,983.00**	**79,845.00**	**0.00**	**-68,155.00**	**46.05%**
Category: R50 - Sale of Services								
001-0430-4500	Concessions - Bishop	65,000.00	65,000.00	5,920.99	37,822.99	0.00	-27,177.01	41.81 %
001-0430-4514	Daily Admissions Adults	45,000.00	45,000.00	3,770.01	32,769.01	0.00	-12,230.99	27.18 %
001-0430-4530	Merchandise Sales	500.00	500.00	0.00	122.00	0.00	-378.00	75.60 %
001-0430-4534	Red Cross Programs	20,000.00	20,000.00	750.00	10,517.00	0.00	-9,483.00	47.42 %
	Category: R50 - Sale of Services Total:	**130,500.00**	**130,500.00**	**10,441.00**	**81,231.00**	**0.00**	**-49,269.00**	**37.75%**
Category: R60 - Miscellaneous Revenue								
001-0430-4600	Miscellaneous Revenue	2,000.00	2,000.00	9,290.00	30,429.86	0.00	28,429.86	1,521.49 %
	Category: R60 - Miscellaneous Revenue Total:	**2,000.00**	**2,000.00**	**9,290.00**	**30,429.86**	**0.00**	**28,429.86**	**1,421.49%**
Category: R74 - Sponsorships								
001-0430-4740	Sponsorships	114,450.00	114,450.00	13,000.00	97,248.77	0.00	-17,201.23	15.03 %
	Category: R74 - Sponsorships Total:	**114,450.00**	**114,450.00**	**13,000.00**	**97,248.77**	**0.00**	**-17,201.23**	**15.03%**
	Revenue Total:	**826,875.00**	**826,875.00**	**74,466.35**	**577,993.08**	**0.00**	**-248,881.92**	**30.10%**

		Original Total Budget	Current Total Budget	Period Activity	Fiscal Activity	Encumbrances	Variance Favorable (Unfavorable)	Percent Remaining
Expense								
Category: E01 - Personnel Expense								
001-0430-5000	Salary Expense	436,214.58	436,214.58	45,849.83	286,162.80	0.00	150,051.78	34.40 %
001-0430-5001	Part Time Labor	302,000.00	302,000.00	55,028.22	244,252.19	0.00	57,747.81	19.12 %
001-0430-5010	Overtime Expense	5,000.00	5,000.00	134.01	4,411.04	0.00	588.96	11.78 %
001-0430-5020	FICA Expense	50,200.32	50,200.32	8,244.76	42,740.66	0.00	7,459.66	14.86 %
001-0430-5022	Unemployment Expense	1,540.00	1,540.00	103.65	613.26	0.00	926.74	60.18 %
001-0430-5025	Worker's Comp Expense	7,050.00	7,050.00	0.00	2,850.67	0.00	4,199.33	59.56 %
001-0430-5030	APERS Expense	67,593.29	67,593.29	7,527.19	47,321.70	0.00	20,271.59	29.99 %
001-0430-5040	Health Insurance Expense	82,837.28	82,837.28	5,236.81	45,801.67	0.00	37,035.61	44.71 %
001-0430-5050	Physical & Drug Screen Exp	1,200.00	1,200.00	647.45	2,680.80	-311.75	-1,169.05	-97.42 %
001-0430-5055	Uniform Expense	2,350.00	2,350.00	0.00	2,350.75	0.00	-0.75	-0.03 %
	Category: E01 - Personnel Expense Total:	**955,985.47**	**955,985.47**	**122,771.92**	**679,185.54**	**-311.75**	**277,111.68**	**28.99%**
Category: E10 - Building & Grounds Exp								
001-0430-5102	Repairs & Maint - Building	35,000.00	35,000.00	4,945.77	49,746.59	16,401.60	-31,148.19	-88.99 %
001-0430-5104	Repairs & Maint - Grounds	59,100.00	81,591.44	17,649.79	125,258.44	524.48	-44,191.48	-54.16 %
001-0430-5105	Repairs & Maint - Pool	76,000.00	76,000.00	6,972.20	53,567.74	-24,766.81	47,199.07	62.10 %
001-0430-5106	Repairs & Maint - Splash Pad	7,000.00	7,000.00	40.25	1,899.53	0.00	5,100.47	72.86 %
001-0430-5110	Utilities - Electric	216,432.00	216,432.00	23,942.48	160,223.89	0.00	56,208.11	25.97 %
001-0430-5111	Utilities - Gas	48,000.00	48,000.00	1,852.51	30,354.24	0.00	17,645.76	36.76 %
001-0430-5112	Utilities - Water	12,180.00	12,180.00	1,436.02	9,696.50	0.00	2,483.50	20.39 %
001-0430-5115	Com Exp - Tel Landline.Interne	21,804.00	21,804.00	1,929.08	15,295.62	0.00	6,508.38	29.85 %
001-0430-5116	Communication Exp - Cellular	6,240.00	6,240.00	913.62	3,079.44	-30.00	3,190.56	51.13 %
001-0430-5120	Insurance - Property	86,351.00	86,351.00	0.00	0.00	0.00	86,351.00	100.00 %
001-0430-5130	Sanitation	42,000.00	45,500.00	3,137.98	23,251.26	3,500.00	18,748.74	41.21 %
001-0430-5140	Supplies - B&G	3,000.00	3,000.00	619.48	1,736.92	0.00	1,263.08	42.10 %
001-0430-5142	Janitorial Supplies and Main	32,000.00	32,000.00	2,941.77	23,864.68	-506.47	8,641.79	27.01 %
	Category: E10 - Building & Grounds Exp Total:	**645,107.00**	**671,098.44**	**66,380.95**	**497,974.85**	**-4,877.20**	**178,000.79**	**26.52%**
Category: E20 - Vehicle Expense								
001-0430-5212	Service & Repair - Equipment	9,000.00	11,796.92	1,523.19	13,452.10	0.00	-1,655.18	-14.03 %
	Category: E20 - Vehicle Expense Total:	**9,000.00**	**11,796.92**	**1,523.19**	**13,452.10**	**0.00**	**-1,655.18**	**-14.03%**
Category: E30 - Supply Expense								
001-0430-5300	Supplies - Office	3,000.00	3,000.00	325.99	1,696.22	-28.35	1,332.13	44.40 %
001-0430-5308	Supplies - Concession	51,600.00	51,600.00	992.00	36,003.41	0.00	15,596.59	30.23 %
001-0430-5330	Supplies - Park Programs	25,000.00	25,000.00	154.87	13,272.49	-9,969.86	21,697.37	86.79 %
001-0430-5332	Supplies - Resale Merchandise	100.00	100.00	0.00	12.00	0.00	88.00	88.00 %
	Category: E30 - Supply Expense Total:	**79,700.00**	**79,700.00**	**1,472.86**	**50,984.12**	**-9,998.21**	**38,714.09**	**48.57%**
Category: E40 - Operations Expense								
001-0430-5460	BASS Program Expense	10,000.00	10,000.00	1,333.82	7,591.70	0.00	2,408.30	24.08 %
001-0430-5461	Aquatic Program Expense	6,500.00	6,500.00	21.97	6,721.65	0.00	-221.65	-3.41 %

		Original Total Budget	Current Total Budget	Period Activity	Fiscal Activity	Encumbrances	Variance Favorable (Unfavorable)	Percent Remaining
001-0430-5475	Credit Card Fees	10,800.00	10,800.00	1,426.92	9,456.58	-101.29	1,444.71	13.38 %
001-0430-5480	Dues & Subscriptions	2,745.00	2,745.00	0.00	2,440.07	0.00	304.93	11.11 %
001-0430-5485	Inspections & Monitoring	11,085.00	11,085.00	1,038.95	8,521.42	3,848.75	-1,285.17	-11.59 %
	Category: E40 - Operations Expense Total:	**41,130.00**	**41,130.00**	**3,821.66**	**34,731.42**	**3,747.46**	**2,651.12**	**6.45%**
Category: E55 - Professional Services								
001-0430-5553	Prof Services - Advertising	1,000.00	5,800.00	141.30	10,195.85	50.24	-4,446.09	-76.66 %
001-0430-5585	Prof Services - Basketball	29,000.00	29,000.00	0.00	27,885.60	0.00	1,114.40	3.84 %
001-0430-5586	Prof Services - Other	60,000.00	60,000.00	8,091.50	45,525.64	0.00	14,474.36	24.12 %
001-0430-5587	Prof Services - Aerobic Instr	24,000.00	24,000.00	1,880.00	15,370.00	0.00	8,630.00	35.96 %
001-0430-5589	Prof Services - Printing	500.00	500.00	0.00	153.69	0.00	346.31	69.26 %
	Category: E55 - Professional Services Total:	**114,500.00**	**119,300.00**	**10,112.80**	**99,130.78**	**50.24**	**20,118.98**	**16.86%**
Category: E80 - Fixed Assets								
001-0430-5816	Capital Assets - Infrastructure	0.00	-12,280.92	-13,001.51	0.00	740,197.92	-752,478.84	6,127.22 %
001-0430-5898	Capital Asset Contra	0.00	0.00	13,001.51	94,638.64	0.00	-94,638.64	0.00 %
	Category: E80 - Fixed Assets Total:	**0.00**	**-12,280.92**	**0.00**	**94,638.64**	**740,197.92**	**-847,117.48**	**6,897.83%**
	Expense Total:	**1,845,422.47**	**1,866,729.91**	**206,083.38**	**1,470,097.45**	**728,808.46**	**-332,176.00**	**-17.79%**
	Department: 0430 - Parks - Bishop Surplus (Deficit):	**-1,018,547.47**	**-1,039,854.91**	**-131,617.03**	**-892,104.37**	**-728,808.46**	**-581,057.92**	**-55.88%**
Department: 0440 - Parks - Alcoa								
Revenue								
Category: R36 - Park Program Fees								
001-0440-4260	Parks Rental	1,000.00	1,000.00	180.00	1,012.50	0.00	12.50	101.25 %
	Category: R36 - Park Program Fees Total:	**1,000.00**	**1,000.00**	**180.00**	**1,012.50**	**0.00**	**12.50**	**1.25%**
Category: R74 - Sponsorships								
001-0440-4740	User Agre Fees/Sponsors	5,000.00	5,000.00	0.00	1,500.00	0.00	-3,500.00	70.00 %
	Category: R74 - Sponsorships Total:	**5,000.00**	**5,000.00**	**0.00**	**1,500.00**	**0.00**	**-3,500.00**	**70.00%**
	Revenue Total:	**6,000.00**	**6,000.00**	**180.00**	**2,512.50**	**0.00**	**-3,487.50**	**58.13%**
Expense								
Category: E10 - Building & Grounds Exp								
001-0440-5104	Repairs & Maint - Grounds	7,100.00	7,100.00	948.16	2,532.51	-933.95	5,501.44	77.49 %
001-0440-5110	Utilities - Electric	14,172.00	14,172.00	927.35	7,715.57	0.00	6,456.43	45.56 %
001-0440-5112	Utilities - Water	2,040.00	2,040.00	137.51	1,395.89	0.00	644.11	31.57 %
	Category: E10 - Building & Grounds Exp Total:	**23,312.00**	**23,312.00**	**2,013.02**	**11,643.97**	**-933.95**	**12,601.98**	**54.06%**
	Expense Total:	**23,312.00**	**23,312.00**	**2,013.02**	**11,643.97**	**-933.95**	**12,601.98**	**54.06%**
	Department: 0440 - Parks - Alcoa Surplus (Deficit):	**-17,312.00**	**-17,312.00**	**-1,833.02**	**-9,131.47**	**933.95**	**9,114.48**	**52.65%**

		Original Total Budget	Current Total Budget	Period Activity	Fiscal Activity	Encumbrances	Variance Favorable (Unfavorable)	Percent Remaining
Department: 0450 - Parks - Ashley								
Revenue								
Category: R36 - Park Program Fees								
001-0450-4260	Parks Rental	7,000.00	7,000.00	590.00	4,375.00	0.00	-2,625.00	37.50 %
	Category: R36 - Park Program Fees Total:	**7,000.00**	**7,000.00**	**590.00**	**4,375.00**	**0.00**	**-2,625.00**	**37.50%**
	Revenue Total:	**7,000.00**	**7,000.00**	**590.00**	**4,375.00**	**0.00**	**-2,625.00**	**37.50%**
Expense								
Category: E10 - Building & Grounds Exp								
001-0450-5104	Repairs & Maint - Grounds	4,000.00	7,262.00	274.69	6,091.60	0.00	1,170.40	16.12 %
001-0450-5110	Utilities - Electric	1.00	1.00	0.00	0.00	0.00	1.00	100.00 %
	Category: E10 - Building & Grounds Exp Total:	**4,001.00**	**7,263.00**	**274.69**	**6,091.60**	**0.00**	**1,171.40**	**16.13%**
Category: E80 - Fixed Assets								
001-0450-5898	Capital Asset Contra	0.00	0.00	0.00	8,738.00	0.00	-8,738.00	0.00 %
	Category: E80 - Fixed Assets Total:	**0.00**	**0.00**	**0.00**	**8,738.00**	**0.00**	**-8,738.00**	**0.00%**
	Expense Total:	**4,001.00**	**7,263.00**	**274.69**	**14,829.60**	**0.00**	**-7,566.60**	**-104.18%**
	Department: 0450 - Parks - Ashley Surplus (Deficit):	**2,999.00**	**-263.00**	**315.31**	**-10,454.60**	**0.00**	**-10,191.60**	**-3,875.13%**
Department: 0500 - Fire								
Revenue								
Category: R15 - Taxes - Property								
001-0500-4156	Fire Rescue Funds	700.00	700.00	644.97	644.97	0.00	-55.03	7.86 %
	Category: R15 - Taxes - Property Total:	**700.00**	**700.00**	**644.97**	**644.97**	**0.00**	**-55.03**	**7.86%**
Category: R20 - Licenses Permits & Fees								
001-0500-4256	Burn Permit	1,500.00	1,500.00	150.00	1,950.00	0.00	450.00	130.00 %
	Category: R20 - Licenses Permits & Fees Total:	**1,500.00**	**1,500.00**	**150.00**	**1,950.00**	**0.00**	**450.00**	**30.00%**
Category: R33 - Rental Fees								
001-0500-4350	Use Agreement Fees	18,000.00	18,000.00	1,540.00	12,320.00	0.00	-5,680.00	31.56 %
	Category: R33 - Rental Fees Total:	**18,000.00**	**18,000.00**	**1,540.00**	**12,320.00**	**0.00**	**-5,680.00**	**31.56%**
Category: R60 - Miscellaneous Revenue								
001-0500-4600	Miscellaneous Revenue	250.00	410.00	2,580.00	13,264.20	0.00	12,854.20	3,235.17 %
	Category: R60 - Miscellaneous Revenue Total:	**250.00**	**410.00**	**2,580.00**	**13,264.20**	**0.00**	**12,854.20**	**3,135.17%**
Category: R62 - Intergovernmental Tsfrs								
001-0500-4627	Xfer Designated Tax	1,695,155.00	1,695,155.00	141,263.00	1,130,104.00	0.00	-565,051.00	33.33 %
001-0500-4629	Xfer Fire Special Tax	2,542,733.00	2,542,733.00	211,894.00	1,695,152.00	0.00	-847,581.00	33.33 %
	Category: R62 - Intergovernmental Tsfrs Total:	**4,237,888.00**	**4,237,888.00**	**353,157.00**	**2,825,256.00**	**0.00**	**-1,412,632.00**	**33.33%**

		Original Total Budget	Current Total Budget	Period Activity	Fiscal Activity	Encumbrances	Variance Favorable (Unfavorable)	Percent Remaining
Category: R66 - Sale of Equipment								
001-0500-4900	Sale of Capital Assets	20,000.00	26,200.00	0.00	6,200.00	0.00	-20,000.00	76.34 %
	Category: R66 - Sale of Equipment Total:	**20,000.00**	**26,200.00**	**0.00**	**6,200.00**	**0.00**	**-20,000.00**	**76.34%**
	Revenue Total:	**4,278,338.00**	**4,284,698.00**	**358,071.97**	**2,859,635.17**	**0.00**	**-1,425,062.83**	**33.26%**
Expense								
Category: E01 - Personnel Expense								
001-0500-5000	Salary Expense	3,339,461.81	3,339,461.81	333,355.21	2,118,056.79	0.00	1,221,405.02	36.57 %
001-0500-5005	SWB Reimbursement	162,485.00	162,485.00	13,540.42	108,323.36	0.00	54,161.64	33.33 %
001-0500-5010	Overtime Expense	336,672.67	336,672.67	58,197.19	297,574.64	0.00	39,098.03	11.61 %
001-0500-5020	FICA Expense	57,001.12	57,001.12	5,907.00	36,528.82	0.00	20,472.30	35.92 %
001-0500-5022	Unemployment Expense	3,000.00	3,000.00	13.93	728.00	0.00	2,272.00	75.73 %
001-0500-5025	Worker's Comp Expense	62,700.00	62,700.00	0.00	70,879.44	0.00	-8,179.44	-13.05 %
001-0500-5030	APERS Expense	8,676.58	8,676.58	968.85	5,864.15	0.00	2,812.43	32.41 %
001-0500-5035	LOPFI Expense	871,538.36	871,538.36	92,202.95	567,431.21	0.00	304,107.15	34.89 %
001-0500-5036	LOPFI Perm Advance	-230,000.00	-230,000.00	-91,840.82	-162,844.97	0.00	-67,155.03	29.20 %
001-0500-5040	Health Insurance Expense	580,440.12	580,440.12	47,826.06	373,765.50	0.00	206,674.62	35.61 %
001-0500-5050	Physical & Drug Screen Exp	7,000.00	7,000.00	165.00	1,633.80	0.00	5,366.20	76.66 %
001-0500-5055	Uniform Expense	15,000.00	15,160.00	298.67	10,988.34	-325.43	4,497.09	29.66 %
001-0500-5060	Travel & Training Expense	25,000.00	25,000.00	3,524.96	17,347.29	-236.48	7,889.19	31.56 %
001-0500-5061	Training Aids	1,000.00	1,000.00	0.00	904.54	85.48	9.98	1.00 %
	Category: E01 - Personnel Expense Total:	**5,239,975.66**	**5,240,135.66**	**464,159.42**	**3,447,180.91**	**-476.43**	**1,793,431.18**	**34.22%**
Category: E10 - Building & Grounds Exp								
001-0500-5102	Repairs & Maint - Building	29,700.00	55,900.00	5,680.05	39,617.21	1,803.09	14,479.70	25.90 %
001-0500-5110	Utilities - Electric	39,600.00	39,600.00	5,547.95	28,450.34	0.00	11,149.66	28.16 %
001-0500-5111	Utilities - Gas	6,500.00	6,500.00	309.14	5,055.36	0.00	1,444.64	22.23 %
001-0500-5112	Utilities - Water	10,260.00	10,260.00	1,182.02	8,194.23	0.00	2,065.77	20.13 %
001-0500-5115	Com Exp - Tel Landline.Interne	27,927.96	27,927.96	2,173.17	17,446.34	0.00	10,481.62	37.53 %
001-0500-5116	Communication Exp - Cellular	12,780.00	12,780.00	2,577.31	9,094.89	265.00	3,420.11	26.76 %
001-0500-5120	Insurance - Property	39,547.00	39,547.00	0.00	0.00	0.00	39,547.00	100.00 %
001-0500-5130	Sanitation	2,900.00	2,900.00	195.51	2,078.38	0.00	821.62	28.33 %
001-0500-5141	Pest/Chem/Seed/Fert	2,000.00	2,000.00	38.96	672.27	47.11	1,280.62	64.03 %
001-0500-5142	Janitorial Supplies and Main	18,000.00	18,000.00	1,339.90	9,586.22	79.86	8,333.92	46.30 %
001-0500-5145	Tools	2,200.00	2,200.00	151.45	1,873.77	0.00	326.23	14.83 %
	Category: E10 - Building & Grounds Exp Total:	**191,414.96**	**217,614.96**	**19,195.46**	**122,069.01**	**2,195.06**	**93,350.89**	**42.90%**
Category: E20 - Vehicle Expense								
001-0500-5200	Fuel Expense	46,000.00	46,000.00	3,323.55	25,338.46	4,500.00	16,161.54	35.13 %
001-0500-5210	Service & Repair - Vehicle	11,000.00	11,000.00	91.61	3,353.48	327.07	7,319.45	66.54 %
001-0500-5212	Service & Repair - Equipment	6,000.00	6,000.00	1,710.25	2,948.69	13.19	3,038.12	50.64 %
001-0500-5216	Service & Repair - Apparatus	48,000.00	55,800.54	451.94	32,405.59	374.85	23,020.10	41.25 %
001-0500-5218	Tire Expense	10,000.00	10,000.00	769.75	2,710.62	-25.00	7,314.38	73.14 %

		Original Total Budget	Current Total Budget	Period Activity	Fiscal Activity	Encumbrances	Variance Favorable (Unfavorable)	Percent Remaining
001-0500-5225	Insurance Expense - Vehicle	38,677.00	38,677.00	0.00	38,676.12	0.00	0.88	0.00 %
001-0500-5230	Radios	5,000.00	5,000.00	0.00	893.52	0.00	4,106.48	82.13 %
	Category: E20 - Vehicle Expense Total:	**164,677.00**	**172,477.54**	**6,347.10**	**106,326.48**	**5,190.11**	**60,960.95**	**35.34%**
Category: E30 - Supply Expense								
001-0500-5300	Supplies - Office	3,250.00	3,250.00	181.05	3,605.95	21.93	-377.88	-11.63 %
001-0500-5302	Supplies - Kitchen	1,200.00	1,200.00	186.36	982.08	6.51	211.41	17.62 %
001-0500-5306	Supplies - Food Allowance	65,700.00	65,700.00	5,612.68	42,309.98	-125.16	23,515.18	35.79 %
001-0500-5318	Supplies - Foam	2,000.00	2,000.00	0.00	0.00	0.00	2,000.00	100.00 %
001-0500-5320	Supplies - Hazardous Mat'l	2,000.00	2,000.00	0.00	909.29	84.92	1,005.79	50.29 %
001-0500-5323	Material and Maint	45,000.00	25,000.00	282.61	9,442.07	1,219.47	14,338.46	57.35 %
001-0500-5350	Postage Expense	150.00	150.00	58.17	288.87	0.00	-138.87	-92.58 %
	Category: E30 - Supply Expense Total:	**119,300.00**	**99,300.00**	**6,320.87**	**57,538.24**	**1,207.67**	**40,554.09**	**40.84%**
Category: E40 - Operations Expense								
001-0500-5480	Dues & Subscriptions	1,000.00	1,000.00	0.00	930.87	0.00	69.13	6.91 %
001-0500-5530	Safety Program	15,000.00	15,000.00	9,234.00	9,234.00	0.00	5,766.00	38.44 %
	Category: E40 - Operations Expense Total:	**16,000.00**	**16,000.00**	**9,234.00**	**10,164.87**	**0.00**	**5,835.13**	**36.47%**
Category: E55 - Professional Services								
001-0500-5553	Prof Services - Advertising	500.00	500.00	0.00	150.45	0.00	349.55	69.91 %
001-0500-5589	Prof Services - Printing	500.00	500.00	0.00	0.00	0.00	500.00	100.00 %
	Category: E55 - Professional Services Total:	**1,000.00**	**1,000.00**	**0.00**	**150.45**	**0.00**	**849.55**	**84.96%**
Category: E60 - Miscellaneous Expense								
001-0500-5604	Hardware - New & Renewals	6,000.00	6,000.00	0.00	5,229.35	0.00	770.65	12.84 %
001-0500-5608	Software - New & Renewals	19,000.00	19,000.00	0.00	5,892.00	0.00	13,108.00	68.99 %
	Category: E60 - Miscellaneous Expense Total:	**25,000.00**	**25,000.00**	**0.00**	**11,121.35**	**0.00**	**13,878.65**	**55.51%**
Category: E72 - Bond Expense								
001-0500-5840	Principal for Loans	228,746.00	228,746.00	19,889.14	157,310.60	0.00	71,435.40	31.23 %
	Category: E72 - Bond Expense Total:	**228,746.00**	**228,746.00**	**19,889.14**	**157,310.60**	**0.00**	**71,435.40**	**31.23%**
Category: E80 - Fixed Assets								
001-0500-5810	Capital Assets - Equipment	0.00	-10,865.29	0.00	0.00	-10,865.29	0.00	0.00 %
001-0500-5898	Capital Asset Contra	0.00	0.00	0.00	10,865.29	0.00	-10,865.29	0.00 %
	Category: E80 - Fixed Assets Total:	**0.00**	**-10,865.29**	**0.00**	**10,865.29**	**-10,865.29**	**-10,865.29**	**100.00%**
Category: E85 - Interest Expense								
001-0500-5850	Interest Expense	35,576.00	35,576.00	2,771.86	23,977.40	0.00	11,598.60	32.60 %
	Category: E85 - Interest Expense Total:	**35,576.00**	**35,576.00**	**2,771.86**	**23,977.40**	**0.00**	**11,598.60**	**32.60%**
	Expense Total:	**6,021,689.62**	**6,024,984.87**	**527,917.85**	**3,946,704.60**	**-2,748.88**	**2,081,029.15**	**34.54%**
	Department: 0500 - Fire Surplus (Deficit):	**-1,743,351.62**	**-1,740,286.87**	**-169,845.88**	**-1,087,069.43**	**2,748.88**	**655,966.32**	**37.69%**

		Original Total Budget	Current Total Budget	Period Activity	Fiscal Activity	Encumbrances	Variance Favorable (Unfavorable)	Percent Remaining
Department: 0510 - Fire - Springhill Vol								
Revenue								
Category: R15 - Taxes - Property								
001-0510-4153	Springhill VFD Assessment	55,000.00	55,000.00	393.51	28,660.71	0.00	-26,339.29	47.89 %
	Category: R15 - Taxes - Property Total:	**55,000.00**	**55,000.00**	**393.51**	**28,660.71**	**0.00**	**-26,339.29**	**47.89%**
	Revenue Total:	**55,000.00**	**55,000.00**	**393.51**	**28,660.71**	**0.00**	**-26,339.29**	**47.89%**
Expense								
Category: E30 - Supply Expense								
001-0510-5323	Material and Maint	50,000.00	50,000.00	1,508.10	6,349.97	0.00	43,650.03	87.30 %
	Category: E30 - Supply Expense Total:	**50,000.00**	**50,000.00**	**1,508.10**	**6,349.97**	**0.00**	**43,650.03**	**87.30%**
	Expense Total:	**50,000.00**	**50,000.00**	**1,508.10**	**6,349.97**	**0.00**	**43,650.03**	**87.30%**
	Department: 0510 - Fire - Springhill Vol Surplus (Deficit):	**5,000.00**	**5,000.00**	**-1,114.59**	**22,310.74**	**0.00**	**17,310.74**	**-346.21%**
Department: 0600 - Police								
Revenue								
Category: R40 - Fines & Forfeitures								
001-0600-4422	Intoximeter Revenue	780.00	780.00	67.14	537.12	0.00	-242.88	31.14 %
	Category: R40 - Fines & Forfeitures Total:	**780.00**	**780.00**	**67.14**	**537.12**	**0.00**	**-242.88**	**31.14%**
Category: R60 - Miscellaneous Revenue								
001-0600-4600	Miscellaneous Revenue	5,000.00	5,750.00	-3,140.66	64,235.86	0.00	58,485.86	1,117.15 %
	Category: R60 - Miscellaneous Revenue Total:	**5,000.00**	**5,750.00**	**-3,140.66**	**64,235.86**	**0.00**	**58,485.86**	**1,017.15%**
Category: R62 - Intergovernmental Tsfrs								
001-0600-4627	Xfer Designated Tax	1,695,155.00	1,695,155.00	141,263.00	1,130,104.00	0.00	-565,051.00	33.33 %
	Category: R62 - Intergovernmental Tsfrs Total:	**1,695,155.00**	**1,695,155.00**	**141,263.00**	**1,130,104.00**	**0.00**	**-565,051.00**	**33.33%**
Category: R66 - Sale of Equipment								
001-0600-4900	Sale of Capital Assets	0.00	104,400.00	0.00	90,909.00	0.00	-13,491.00	12.92 %
	Category: R66 - Sale of Equipment Total:	**0.00**	**104,400.00**	**0.00**	**90,909.00**	**0.00**	**-13,491.00**	**12.92%**
Category: R70 - Grant Revenue								
001-0600-4700	Grant - Police DUI/Step	26,700.00	26,700.00	3,408.78	46,490.90	0.00	19,790.90	174.12 %
001-0600-4702	Grant Revenue	0.00	79,500.00	0.00	179,599.51	0.00	100,099.51	225.91 %
	Category: R70 - Grant Revenue Total:	**26,700.00**	**106,200.00**	**3,408.78**	**226,090.41**	**0.00**	**119,890.41**	**112.89%**
	Revenue Total:	**1,727,635.00**	**1,912,285.00**	**141,598.26**	**1,511,876.39**	**0.00**	**-400,408.61**	**20.94%**
Expense								
Category: E01 - Personnel Expense								
001-0600-5000	Salary Expense	2,683,397.29	2,683,397.29	293,695.12	1,914,126.71	0.00	769,270.58	28.67 %
001-0600-5005	SWB Reimbursement	162,485.00	162,485.00	13,540.42	108,323.36	0.00	54,161.64	33.33 %
001-0600-5010	Overtime Expense	65,000.00	65,000.00	2,523.55	45,966.19	0.00	19,033.81	29.28 %
001-0600-5020	FICA Expense	210,068.79	210,068.79	22,888.66	149,532.48	0.00	60,536.31	28.82 %
001-0600-5022	Unemployment Expense	2,700.00	2,700.00	24.90	642.86	0.00	2,057.14	76.19 %

		Original Total Budget	Current Total Budget	Period Activity	Fiscal Activity	Encumbrances	Variance Favorable (Unfavorable)	Percent Remaining
001-0600-5025	Worker's Comp Expense	17,000.00	17,000.00	0.00	22,657.65	0.00	-5,657.65	-33.28 %
001-0600-5035	LOPFI Expense	659,641.05	659,641.05	72,886.27	468,386.11	0.00	191,254.94	28.99 %
001-0600-5036	LOPFI Prem Advance	-180,000.00	-180,000.00	-75,997.61	-132,034.15	0.00	-47,965.85	26.65 %
001-0600-5040	Health Insurance Expense	459,528.84	446,528.84	34,915.76	269,337.66	0.00	177,191.18	39.68 %
001-0600-5050	Physical & Drug Screen Exp	3,000.00	3,000.00	1,070.00	3,575.85	0.00	-575.85	-19.20 %
001-0600-5055	Uniform Expense	16,000.00	16,000.00	1,454.54	9,106.32	-4.52	6,898.20	43.11 %
001-0600-5056	Uniform Expenses - PR Benefit	15,840.00	15,840.00	1,200.00	9,720.00	0.00	6,120.00	38.64 %
001-0600-5057	Uniform Expense - New Officer	20,000.00	20,000.00	919.65	11,892.15	2,775.92	5,331.93	26.66 %
001-0600-5060	Travel & Training Expense	28,000.00	28,000.00	1,960.00	17,745.72	3,035.95	7,218.33	25.78 %
001-0600-5065	First Aid Expense	500.00	500.00	0.00	0.00	0.00	500.00	100.00 %
	Category: E01 - Personnel Expense Total:	**4,163,160.97**	**4,150,160.97**	**371,081.26**	**2,898,978.91**	**5,807.35**	**1,245,374.71**	**30.01%**
Category: E10 - Building & Grounds Exp								
001-0600-5102	Repairs & Maint - Building	25,200.00	25,200.00	1,555.79	24,192.22	44.77	963.01	3.82 %
001-0600-5110	Utilities - Electric	27,600.00	27,600.00	3,385.09	17,704.08	0.00	9,895.92	35.85 %
001-0600-5111	Utilities - Gas	3,000.00	3,000.00	80.55	1,895.43	0.00	1,104.57	36.82 %
001-0600-5112	Utilities - Water	5,400.00	5,400.00	689.02	4,388.07	0.00	1,011.93	18.74 %
001-0600-5115	Com Exp - Tel Landline.Interne	15,300.00	15,300.00	834.69	7,124.78	0.00	8,175.22	53.43 %
001-0600-5116	Communication Exp - Cellular	47,580.00	47,580.00	8,550.33	31,744.19	2,164.00	13,671.81	28.73 %
001-0600-5120	Insurance - Property	12,998.00	12,998.00	0.00	0.00	0.00	12,998.00	100.00 %
001-0600-5130	Sanitation	1,800.00	1,800.00	195.51	1,563.04	0.00	236.96	13.16 %
001-0600-5142	Janitorial Supplies and Main	5,000.00	5,000.00	507.94	5,822.85	-575.00	-247.85	-4.96 %
	Category: E10 - Building & Grounds Exp Total:	**143,878.00**	**143,878.00**	**15,798.92**	**94,434.66**	**1,633.77**	**47,809.57**	**33.23%**
Category: E20 - Vehicle Expense								
001-0600-5200	Fuel Expense	186,000.00	186,000.00	13,881.35	122,556.60	18,310.40	45,133.00	24.27 %
001-0600-5210	Service & Repair - Vehicle	24,012.00	24,012.00	10,752.11	51,745.59	1,135.46	-28,869.05	-120.23 %
001-0600-5212	Service & Repair - Equipment	1,500.00	1,500.00	0.00	992.12	0.00	507.88	33.86 %
001-0600-5213	Equipment Repairs	3,000.00	3,000.00	1,976.05	1,976.05	0.00	1,023.95	34.13 %
001-0600-5214	Service & Repair - Heavy Equip	750.00	750.00	0.00	0.00	0.00	750.00	100.00 %
001-0600-5218	Tire Expense	15,000.00	15,000.00	1,553.44	8,187.75	0.00	6,812.25	45.42 %
001-0600-5225	Insurance Expense - Vehicle	30,638.00	30,638.00	0.00	33,455.17	0.00	-2,817.17	-9.20 %
001-0600-5230	Radios	5,000.00	5,000.00	51.97	51.97	2,022.50	2,925.53	58.51 %
001-0600-5245	Narcotics Rental	60,000.00	60,000.00	4,036.15	49,801.66	0.00	10,198.34	17.00 %
	Category: E20 - Vehicle Expense Total:	**325,900.00**	**325,900.00**	**32,251.07**	**268,766.91**	**21,468.36**	**35,664.73**	**10.94%**
Category: E30 - Supply Expense								
001-0600-5300	Supplies - Office	6,000.00	6,000.00	176.18	3,097.53	287.14	2,615.33	43.59 %
001-0600-5310	Supplies - Weapons	20,000.00	72,116.54	0.00	2,420.08	0.00	69,696.46	96.64 %
001-0600-5312	Supplies - Ammunition	18,000.00	18,000.00	4,500.32	8,133.07	1,456.40	8,410.53	46.73 %
001-0600-5314	Supplies - Vests	10,000.00	10,750.00	0.00	8,703.93	0.00	2,046.07	19.03 %
001-0600-5322	Supplies - Operating - CID	2,900.00	2,900.00	275.07	1,094.94	323.66	1,481.40	51.08 %
001-0600-5350	Postage Expense	800.00	800.00	91.20	639.02	2.03	158.95	19.87 %
001-0600-5380	Prisoner Care Expense	500.00	500.00	0.00	0.00	0.00	500.00	100.00 %

		Original Total Budget	Current Total Budget	Period Activity	Fiscal Activity	Encumbrances	Variance Favorable (Unfavorable)	Percent Remaining
	Category: E30 - Supply Expense Total:	**58,200.00**	**111,066.54**	**5,042.77**	**24,088.57**	**2,069.23**	**84,908.74**	**76.45%**
Category: E40 - Operations Expense								
001-0600-5480	Dues & Subscriptions	2,000.00	2,000.00	134.00	1,229.00	0.00	771.00	38.55 %
001-0600-5525	Comm Crime Prevention Outreach	5,900.00	5,900.00	0.00	3,568.95	0.00	2,331.05	39.51 %
001-0600-5530	Safety Program	2,000.00	2,000.00	0.00	220.44	0.00	1,779.56	88.98 %
001-0600-5531	Radios - Police	980.00	980.00	0.00	60.74	0.00	919.26	93.80 %
	Category: E40 - Operations Expense Total:	**10,880.00**	**10,880.00**	**134.00**	**5,079.13**	**0.00**	**5,800.87**	**53.32%**
Category: E55 - Professional Services								
001-0600-5553	Prof Services - Advertising	500.00	500.00	0.00	150.45	0.00	349.55	69.91 %
001-0600-5586	Prof Services - Other	6,000.00	6,000.00	50.00	3,812.80	44.00	2,143.20	35.72 %
001-0600-5589	Prof Services - Printing	500.00	500.00	0.00	335.12	0.00	164.88	32.98 %
	Category: E55 - Professional Services Total:	**7,000.00**	**7,000.00**	**50.00**	**4,298.37**	**44.00**	**2,657.63**	**37.97%**
Category: E60 - Miscellaneous Expense								
001-0600-5604	Hardware - New & Renewals	18,500.00	51,250.00	120.86	51,202.47	0.00	47.53	0.09 %
001-0600-5608	Software - New & Renewals	40,702.00	48,702.00	0.00	49,012.09	-150.00	-160.09	-0.33 %
001-0600-5616	Interpreter-Police	500.00	500.00	0.00	0.00	0.00	500.00	100.00 %
001-0600-5617	Misc/Equipment Police	800.00	800.00	0.00	192.28	38.00	569.72	71.22 %
	Category: E60 - Miscellaneous Expense Total:	**60,502.00**	**101,252.00**	**120.86**	**100,406.84**	**-112.00**	**957.16**	**0.95%**
Category: E70 - Grant Expense								
001-0600-5700	Grant Expense	7,000.00	7,000.00	35,025.27	36,386.16	6,419.34	-35,805.50	-511.51 %
001-0600-5704	Grant Expense JAG	0.00	75,000.00	0.00	25,289.23	0.00	49,710.77	66.28 %
001-0600-5705	Grant Expense - DUI/Step	26,700.00	26,700.00	6,074.01	37,618.84	0.00	-10,918.84	-40.89 %
	Category: E70 - Grant Expense Total:	**33,700.00**	**108,700.00**	**41,099.28**	**99,294.23**	**6,419.34**	**2,986.43**	**2.75%**
Category: E72 - Bond Expense								
001-0600-5840	Principal for Loans	111,325.00	111,325.00	9,922.30	78,903.90	0.00	32,421.10	29.12 %
	Category: E72 - Bond Expense Total:	**111,325.00**	**111,325.00**	**9,922.30**	**78,903.90**	**0.00**	**32,421.10**	**29.12%**
Category: E80 - Fixed Assets								
001-0600-5806	Fixed Assets - Buildings	0.00	300,000.00	0.00	0.00	0.00	300,000.00	100.00 %
001-0600-5808	Cap Assets - Vehicles	0.00	-16,941.98	4,951.75	11,970.03	0.00	-28,912.01	170.65 %
001-0600-5820	Right to Use Asset	498,000.00	498,000.00	46,982.41	382,269.55	0.00	115,730.45	23.24 %
001-0600-5898	Capital Asset Contra	0.00	0.00	7,018.28	67,025.98	0.00	-67,025.98	0.00 %
	Category: E80 - Fixed Assets Total:	**498,000.00**	**781,058.02**	**58,952.44**	**461,265.56**	**0.00**	**319,792.46**	**40.94%**
Category: E85 - Interest Expense								
001-0600-5850	Interest Expense	98,663.51	98,663.51	346.28	3,244.72	0.00	95,418.79	96.71 %
	Category: E85 - Interest Expense Total:	**98,663.51**	**98,663.51**	**346.28**	**3,244.72**	**0.00**	**95,418.79**	**96.71%**
	Expense Total:	**5,511,209.48**	**5,949,884.04**	**534,799.18**	**4,038,761.80**	**37,330.05**	**1,873,792.19**	**31.49%**
	Department: 0600 - Police Surplus (Deficit):	**-3,783,574.48**	**-4,037,599.04**	**-393,200.92**	**-2,526,885.41**	**-37,330.05**	**1,473,383.58**	**36.49%**

		Original Total Budget	Current Total Budget	Period Activity	Fiscal Activity	Encumbrances	Variance Favorable (Unfavorable)	Percent Remaining
Department: 0610 - Police - Dispatch								
Expense								
Category: E01 - Personnel Expense								
001-0610-5000	Salary Expense	321,569.47	321,569.47	37,262.64	222,805.62	0.00	98,763.85	30.71 %
001-0610-5010	Overtime Expense	1,000.00	1,000.00	0.00	0.00	0.00	1,000.00	100.00 %
001-0610-5020	FICA Expense	24,370.56	24,370.56	2,778.23	16,465.62	0.00	7,904.94	32.44 %
001-0610-5022	Unemployment Expense	420.00	420.00	0.00	97.97	0.00	322.03	76.67 %
001-0610-5025	Worker's Comp Expense	16,000.00	16,000.00	0.00	18,838.17	0.00	-2,838.17	-17.74 %
001-0610-5030	APERS Expense	48,804.84	48,804.84	5,708.63	34,133.72	0.00	14,671.12	30.06 %
001-0610-5040	Health Insurance Expense	73,152.06	73,152.06	5,523.22	44,185.76	0.00	28,966.30	39.60 %
001-0610-5050	Physical & Drug Screen Exp	0.00	0.00	45.00	170.00	0.00	-170.00	0.00 %
	Category: E01 - Personnel Expense Total:	**485,316.93**	**485,316.93**	**51,317.72**	**336,696.86**	**0.00**	**148,620.07**	**30.62%**
Category: E64 - Reimbursement								
001-0610-5650	Emerg Telephone Service Exp	0.00	128,000.00	202,224.80	202,224.80	0.00	-74,224.80	-57.99 %
	Category: E64 - Reimbursement Total:	**0.00**	**128,000.00**	**202,224.80**	**202,224.80**	**0.00**	**-74,224.80**	**-57.99%**
	Expense Total:	**485,316.93**	**613,316.93**	**253,542.52**	**538,921.66**	**0.00**	**74,395.27**	**12.13%**
	Department: 0610 - Police - Dispatch Total:	**485,316.93**	**613,316.93**	**253,542.52**	**538,921.66**	**0.00**	**74,395.27**	**12.13%**
Department: 0620 - Police - SRO								
Revenue								
Category: R64 - Reimbursement								
001-0620-4640	Reimbursement Rev- SRO	386,000.00	386,000.00	0.00	416,983.83	0.00	30,983.83	108.03 %
	Category: R64 - Reimbursement Total:	**386,000.00**	**386,000.00**	**0.00**	**416,983.83**	**0.00**	**30,983.83**	**8.03%**
	Revenue Total:	**386,000.00**	**386,000.00**	**0.00**	**416,983.83**	**0.00**	**30,983.83**	**8.03%**
Expense								
Category: E01 - Personnel Expense								
001-0620-5000	Salary Expense	490,594.06	490,594.06	52,706.99	380,654.46	0.00	109,939.60	22.41 %
001-0620-5010	Overtime Expense	3,000.00	3,000.00	0.00	7,475.68	0.00	-4,475.68	-149.19 %
001-0620-5020	FICA Expense	37,759.95	37,759.95	3,974.64	29,188.51	0.00	8,571.44	22.70 %
001-0620-5022	Unemployment Expense	540.00	540.00	0.00	111.99	0.00	428.01	79.26 %
001-0620-5025	Worker's Comp Expense	7,900.00	7,900.00	0.00	10,039.62	0.00	-2,139.62	-27.08 %
001-0620-5035	LOPFI Expense	118,459.57	118,459.57	12,707.29	89,300.70	0.00	29,158.87	24.62 %
001-0620-5036	LOPFI Prem Advance	-35,000.00	-35,000.00	-9,547.88	-19,729.24	0.00	-15,270.76	43.63 %
001-0620-5040	Health Insurance Expense	113,688.72	113,688.72	8,357.68	67,977.74	0.00	45,710.98	40.21 %
001-0620-5050	Physical & Drug Screen Exp	500.00	500.00	45.00	45.00	0.00	455.00	91.00 %
001-0620-5056	Uniform Expenses	9,000.00	9,000.00	551.98	3,471.06	0.00	5,528.94	61.43 %
001-0620-5060	Travel & Training Expense	15,000.00	15,000.00	4,757.17	15,929.97	0.00	-929.97	-6.20 %
	Category: E01 - Personnel Expense Total:	**761,442.30**	**761,442.30**	**73,552.87**	**584,465.49**	**0.00**	**176,976.81**	**23.24%**

		Original Total Budget	Current Total Budget	Period Activity	Fiscal Activity	Encumbrances	Variance Favorable (Unfavorable)	Percent Remaining
Category: E10 - Building & Grounds Exp								
001-0620-5116	Communication Exp - Cellular	9,600.00	9,600.00	798.83	3,050.94	50.00	6,499.06	67.70 %
	Category: E10 - Building & Grounds Exp Total:	**9,600.00**	**9,600.00**	**798.83**	**3,050.94**	**50.00**	**6,499.06**	**67.70%**
Category: E60 - Miscellaneous Expense								
001-0620-5608	Software - New & Renewals	2,500.00	2,500.00	0.00	0.00	0.00	2,500.00	100.00 %
	Category: E60 - Miscellaneous Expense Total:	**2,500.00**	**2,500.00**	**0.00**	**0.00**	**0.00**	**2,500.00**	**100.00%**
	Expense Total:	**773,542.30**	**773,542.30**	**74,351.70**	**587,516.43**	**50.00**	**185,975.87**	**24.04%**
	Department: 0620 - Police - SRO Surplus (Deficit):	**-387,542.30**	**-387,542.30**	**-74,351.70**	**-170,532.60**	**-50.00**	**216,959.70**	**55.98%**
Department: 0630 - Police - K9								
Expense								
Category: E30 - Supply Expense								
001-0630-5306	Supplies - Food Allowance	1,800.00	1,800.00	249.31	1,703.86	185.62	-89.48	-4.97 %
	Category: E30 - Supply Expense Total:	**1,800.00**	**1,800.00**	**249.31**	**1,703.86**	**185.62**	**-89.48**	**-4.97%**
Category: E40 - Operations Expense								
001-0630-5500	K9 Training	5,500.00	5,500.00	0.00	3,807.09	-325.11	2,018.02	36.69 %
	Category: E40 - Operations Expense Total:	**5,500.00**	**5,500.00**	**0.00**	**3,807.09**	**-325.11**	**2,018.02**	**36.69%**
Category: E55 - Professional Services								
001-0630-5592	Prof Services - Veterinarian	3,000.00	3,000.00	227.22	1,650.87	360.45	988.68	32.96 %
	Category: E55 - Professional Services Total:	**3,000.00**	**3,000.00**	**227.22**	**1,650.87**	**360.45**	**988.68**	**32.96%**
	Expense Total:	**10,300.00**	**10,300.00**	**476.53**	**7,161.82**	**220.96**	**2,917.22**	**28.32%**
	Department: 0630 - Police - K9 Total:	**10,300.00**	**10,300.00**	**476.53**	**7,161.82**	**220.96**	**2,917.22**	**28.32%**
	Fund: 001 - General Fund Surplus (Deficit):	**5.36**	**-272,242.65**	**-568,479.50**	**-181,613.06**	**-925,462.50**	**-834,832.91**	**-306.65%**
Fund: 002 - Sales Tax Fund								
Department: 0100 - Administration								
Revenue								
Category: R10 - Taxes - Sales								
002-0100-4105	One Cent Sales Tax	6,647,600.00	6,647,600.00	585,353.57	4,478,200.24	0.00	-2,169,399.76	32.63 %
	Category: R10 - Taxes - Sales Total:	**6,647,600.00**	**6,647,600.00**	**585,353.57**	**4,478,200.24**	**0.00**	**-2,169,399.76**	**32.63%**
	Revenue Total:	**6,647,600.00**	**6,647,600.00**	**585,353.57**	**4,478,200.24**	**0.00**	**-2,169,399.76**	**32.63%**
Expense								
Category: E62 - Intergovernmental Tsfr								
002-0100-5620	Xfer to General	6,647,600.00	6,647,600.00	565,052.00	4,520,416.00	0.00	2,127,184.00	32.00 %
	Category: E62 - Intergovernmental Tsfr Total:	**6,647,600.00**	**6,647,600.00**	**565,052.00**	**4,520,416.00**	**0.00**	**2,127,184.00**	**32.00%**
	Expense Total:	**6,647,600.00**	**6,647,600.00**	**565,052.00**	**4,520,416.00**	**0.00**	**2,127,184.00**	**32.00%**
	Department: 0100 - Administration Surplus (Deficit):	**0.00**	**0.00**	**20,301.57**	**-42,215.76**	**0.00**	**-42,215.76**	**0.00%**
	Fund: 002 - Sales Tax Fund Surplus (Deficit):	**0.00**	**0.00**	**20,301.57**	**-42,215.76**	**0.00**	**-42,215.76**	**0.00%**

		Original Total Budget	Current Total Budget	Period Activity	Fiscal Activity	Encumbrances	Variance Favorable (Unfavorable)	Percent Remaining
Fund: 003 - Franchise Fees Fund								
Department: 0100 - Administration								
Revenue								
Category: R50 - Sale of Services								
003-0100-4502	AT&T / SW Bell Franchise Fee	80,000.00	80,000.00	0.00	17,821.04	0.00	-62,178.96	77.72 %
003-0100-4506	Centerpoint Energy Franchise Fee	250,000.00	250,000.00	26,013.53	237,657.63	0.00	-12,342.37	4.94 %
003-0100-4508	Fidelity Franchise Fee	15,000.00	15,000.00	0.00	8,143.76	0.00	-6,856.24	45.71 %
003-0100-4510	Comcast Cable Franchise Fee	75,000.00	75,000.00	0.00	37,432.73	0.00	-37,567.27	50.09 %
003-0100-4526	Entergy Franchise Fee	606,000.00	606,000.00	107,144.31	534,055.20	0.00	-71,944.80	11.87 %
003-0100-4528	First Electric Franchise Fee	300,000.00	300,000.00	52,765.95	308,487.50	0.00	8,487.50	102.83 %
003-0100-4564	Windstream Franchise Fee	15,000.00	15,000.00	0.00	10,320.76	0.00	-4,679.24	31.19 %
	Category: R50 - Sale of Services Total:	**1,341,000.00**	**1,341,000.00**	**185,923.79**	**1,153,918.62**	**0.00**	**-187,081.38**	**13.95%**
	Revenue Total:	**1,341,000.00**	**1,341,000.00**	**185,923.79**	**1,153,918.62**	**0.00**	**-187,081.38**	**13.95%**
Expense								
Category: E62 - Intergovernmental Tsfr								
003-0100-5620	Xfer to General	258,600.00	258,600.00	21,550.00	172,400.00	0.00	86,200.00	33.33 %
	Category: E62 - Intergovernmental Tsfr Total:	**258,600.00**	**258,600.00**	**21,550.00**	**172,400.00**	**0.00**	**86,200.00**	**33.33%**
	Expense Total:	**258,600.00**	**258,600.00**	**21,550.00**	**172,400.00**	**0.00**	**86,200.00**	**33.33%**
	Department: 0100 - Administration Surplus (Deficit):	**1,082,400.00**	**1,082,400.00**	**164,373.79**	**981,518.62**	**0.00**	**-100,881.38**	**9.32%**
Department: 0800 - Street								
Expense								
Category: E62 - Intergovernmental Tsfr								
003-0800-5622	Xfer to Fund Bond Funds	1,082,128.76	1,082,128.76	89,270.77	719,642.24	153,545.00	208,941.52	19.31 %
	Category: E62 - Intergovernmental Tsfr Total:	**1,082,128.76**	**1,082,128.76**	**89,270.77**	**719,642.24**	**153,545.00**	**208,941.52**	**19.31%**
	Expense Total:	**1,082,128.76**	**1,082,128.76**	**89,270.77**	**719,642.24**	**153,545.00**	**208,941.52**	**19.31%**
	Department: 0800 - Street Total:	**1,082,128.76**	**1,082,128.76**	**89,270.77**	**719,642.24**	**153,545.00**	**208,941.52**	**19.31%**
	Fund: 003 - Franchise Fees Fund Surplus (Deficit):	**271.24**	**271.24**	**75,103.02**	**261,876.38**	**-153,545.00**	**108,060.14**	**39,839.31%**
Fund: 005 - Designated Tax Fund								
Department: 0200 - Animal Control								
Revenue								
Category: R10 - Taxes - Sales								
005-0200-4100	Designated Tax - AC	678,062.00	678,062.00	58,535.36	447,820.02	0.00	-230,241.98	33.96 %
	Category: R10 - Taxes - Sales Total:	**678,062.00**	**678,062.00**	**58,535.36**	**447,820.02**	**0.00**	**-230,241.98**	**33.96%**
	Revenue Total:	**678,062.00**	**678,062.00**	**58,535.36**	**447,820.02**	**0.00**	**-230,241.98**	**33.96%**

		Original Total Budget	Current Total Budget	Period Activity	Fiscal Activity	Encumbrances	Variance Favorable (Unfavorable)	Percent Remaining
Expense								
Category: E62 - Intergovernmental Tsfr								
005-0200-5620	Xfer to General - AC	678,062.00	678,062.00	56,505.00	452,040.00	0.00	226,022.00	33.33 %
	Category: E62 - Intergovernmental Tsfr Total:	**678,062.00**	**678,062.00**	**56,505.00**	**452,040.00**	**0.00**	**226,022.00**	**33.33%**
	Expense Total:	**678,062.00**	**678,062.00**	**56,505.00**	**452,040.00**	**0.00**	**226,022.00**	**33.33%**
	Department: 0200 - Animal Control Surplus (Deficit):	**0.00**	**0.00**	**2,030.36**	**-4,219.98**	**0.00**	**-4,219.98**	**0.00%**
Department: 0400 - Parks								
Revenue								
Category: R10 - Taxes - Sales								
005-0400-4100	Designated Tax - Park	678,062.00	678,062.00	58,535.36	447,820.02	0.00	-230,241.98	33.96 %
	Category: R10 - Taxes - Sales Total:	**678,062.00**	**678,062.00**	**58,535.36**	**447,820.02**	**0.00**	**-230,241.98**	**33.96%**
	Revenue Total:	**678,062.00**	**678,062.00**	**58,535.36**	**447,820.02**	**0.00**	**-230,241.98**	**33.96%**
Expense								
Category: E62 - Intergovernmental Tsfr								
005-0400-5620	Xfer to General - Park	678,062.00	678,062.00	56,505.00	452,040.00	0.00	226,022.00	33.33 %
	Category: E62 - Intergovernmental Tsfr Total:	**678,062.00**	**678,062.00**	**56,505.00**	**452,040.00**	**0.00**	**226,022.00**	**33.33%**
	Expense Total:	**678,062.00**	**678,062.00**	**56,505.00**	**452,040.00**	**0.00**	**226,022.00**	**33.33%**
	Department: 0400 - Parks Surplus (Deficit):	**0.00**	**0.00**	**2,030.36**	**-4,219.98**	**0.00**	**-4,219.98**	**0.00%**
Department: 0500 - Fire								
Revenue								
Category: R10 - Taxes - Sales								
005-0500-4100	Designated Tax - Fire	1,695,155.00	1,695,155.00	146,338.39	1,119,550.06	0.00	-575,604.94	33.96 %
	Category: R10 - Taxes - Sales Total:	**1,695,155.00**	**1,695,155.00**	**146,338.39**	**1,119,550.06**	**0.00**	**-575,604.94**	**33.96%**
	Revenue Total:	**1,695,155.00**	**1,695,155.00**	**146,338.39**	**1,119,550.06**	**0.00**	**-575,604.94**	**33.96%**
Expense								
Category: E62 - Intergovernmental Tsfr								
005-0500-5620	Xfer to General - Fire	1,695,155.00	1,695,155.00	141,263.00	1,130,104.00	0.00	565,051.00	33.33 %
	Category: E62 - Intergovernmental Tsfr Total:	**1,695,155.00**	**1,695,155.00**	**141,263.00**	**1,130,104.00**	**0.00**	**565,051.00**	**33.33%**
	Expense Total:	**1,695,155.00**	**1,695,155.00**	**141,263.00**	**1,130,104.00**	**0.00**	**565,051.00**	**33.33%**
	Department: 0500 - Fire Surplus (Deficit):	**0.00**	**0.00**	**5,075.39**	**-10,553.94**	**0.00**	**-10,553.94**	**0.00%**
Department: 0600 - Police								
Revenue								
Category: R10 - Taxes - Sales								
005-0600-4100	Designated Tax - Police	1,695,155.00	1,695,155.00	146,338.39	1,119,550.06	0.00	-575,604.94	33.96 %
	Category: R10 - Taxes - Sales Total:	**1,695,155.00**	**1,695,155.00**	**146,338.39**	**1,119,550.06**	**0.00**	**-575,604.94**	**33.96%**
	Revenue Total:	**1,695,155.00**	**1,695,155.00**	**146,338.39**	**1,119,550.06**	**0.00**	**-575,604.94**	**33.96%**

		Original Total Budget	Current Total Budget	Period Activity	Fiscal Activity	Encumbrances	Variance Favorable (Unfavorable)	Percent Remaining
Expense								
Category: E62 - Intergovernmental Tsfr								
005-0600-5620	Xfer to General - Police	1,695,155.00	1,695,155.00	141,263.00	1,130,104.00	0.00	565,051.00	33.33 %
	Category: E62 - Intergovernmental Tsfr Total:	**1,695,155.00**	**1,695,155.00**	**141,263.00**	**1,130,104.00**	**0.00**	**565,051.00**	**33.33%**
	Expense Total:	**1,695,155.00**	**1,695,155.00**	**141,263.00**	**1,130,104.00**	**0.00**	**565,051.00**	**33.33%**
	Department: 0600 - Police Surplus (Deficit):	**0.00**	**0.00**	**5,075.39**	**-10,553.94**	**0.00**	**-10,553.94**	**0.00%**
Department: 0800 - Street								
Revenue								
Category: R10 - Taxes - Sales								
005-0800-4100	Designated Tax - Street	2,034,860.00	2,034,860.00	175,606.07	1,343,460.08	0.00	-691,399.92	33.98 %
	Category: R10 - Taxes - Sales Total:	**2,034,860.00**	**2,034,860.00**	**175,606.07**	**1,343,460.08**	**0.00**	**-691,399.92**	**33.98%**
	Revenue Total:	**2,034,860.00**	**2,034,860.00**	**175,606.07**	**1,343,460.08**	**0.00**	**-691,399.92**	**33.98%**
Expense								
Category: E62 - Intergovernmental Tsfr								
005-0800-5622	Xfer to Street	2,034,860.00	2,034,860.00	169,516.00	1,356,128.00	0.00	678,732.00	33.36 %
	Category: E62 - Intergovernmental Tsfr Total:	**2,034,860.00**	**2,034,860.00**	**169,516.00**	**1,356,128.00**	**0.00**	**678,732.00**	**33.36%**
	Expense Total:	**2,034,860.00**	**2,034,860.00**	**169,516.00**	**1,356,128.00**	**0.00**	**678,732.00**	**33.36%**
	Department: 0800 - Street Surplus (Deficit):	**0.00**	**0.00**	**6,090.07**	**-12,667.92**	**0.00**	**-12,667.92**	**0.00%**
	Fund: 005 - Designated Tax Fund Surplus (Deficit):	**0.00**	**0.00**	**20,301.57**	**-42,215.76**	**0.00**	**-42,215.76**	**0.00%**
Fund: 007 - Investment Account								
Department: 0100 - Administration								
Expense								
Category: E62 - Intergovernmental Tsfr								
007-0100-5626	Xfer to Other	0.00	0.00	0.00	1.32	0.00	-1.32	0.00 %
	Category: E62 - Intergovernmental Tsfr Total:	**0.00**	**0.00**	**0.00**	**1.32**	**0.00**	**-1.32**	**0.00%**
	Expense Total:	**0.00**	**0.00**	**0.00**	**1.32**	**0.00**	**-1.32**	**0.00%**
	Department: 0100 - Administration Total:	**0.00**	**0.00**	**0.00**	**1.32**	**0.00**	**-1.32**	**0.00%**
	Fund: 007 - Investment Account Total:	**0.00**	**0.00**	**0.00**	**1.32**	**0.00**	**-1.32**	**0.00%**
Fund: 020 - Animal Control Donation								
Department: 0200 - Animal Control								
Revenue								
Category: R68 - Donation Revenue								
020-0200-4680	Donation Revenue Ord 2011-24	2,500.00	2,500.00	0.00	0.00	0.00	-2,500.00	100.00 %
	Category: R68 - Donation Revenue Total:	**2,500.00**	**2,500.00**	**0.00**	**0.00**	**0.00**	**-2,500.00**	**100.00%**
	Revenue Total:	**2,500.00**	**2,500.00**	**0.00**	**0.00**	**0.00**	**-2,500.00**	**100.00%**

		Original Total Budget	Current Total Budget	Period Activity	Fiscal Activity	Encumbrances	Variance Favorable (Unfavorable)	Percent Remaining
Expense								
Category: E55 - Professional Services								
020-0200-5580	AC Donation Expense	2,500.00	2,500.00	0.00	589.08	0.00	1,910.92	76.44 %
	Category: E55 - Professional Services Total:	**2,500.00**	**2,500.00**	**0.00**	**589.08**	**0.00**	**1,910.92**	**76.44%**
	Expense Total:	**2,500.00**	**2,500.00**	**0.00**	**589.08**	**0.00**	**1,910.92**	**76.44%**
	Department: 0200 - Animal Control Surplus (Deficit):	**0.00**	**0.00**	**0.00**	**-589.08**	**0.00**	**-589.08**	**0.00%**
	Fund: 020 - Animal Control Donation Surplus (Deficit):	**0.00**	**0.00**	**0.00**	**-589.08**	**0.00**	**-589.08**	**0.00%**
Fund: 030 - Act 1256 of 1995 Court								
Department: 0300 - Court								
Revenue								
Category: R40 - Fines & Forfeitures								
030-0300-4404	Act 1256 Civil Division	71,250.00	71,250.00	1,715.00	16,095.00	0.00	-55,155.00	77.41 %
030-0300-4406	Act 1256 District Court Rev	330,000.00	330,000.00	30,369.09	282,189.75	0.00	-47,810.25	14.49 %
	Category: R40 - Fines & Forfeitures Total:	**401,250.00**	**401,250.00**	**32,084.09**	**298,284.75**	**0.00**	**-102,965.25**	**25.66%**
	Revenue Total:	**401,250.00**	**401,250.00**	**32,084.09**	**298,284.75**	**0.00**	**-102,965.25**	**25.66%**
Expense								
Category: E01 - Personnel Expense								
030-0300-5072	Act 1256 Judge Retirement	5,200.00	5,200.00	394.84	3,158.72	0.00	2,041.28	39.26 %
	Category: E01 - Personnel Expense Total:	**5,200.00**	**5,200.00**	**394.84**	**3,158.72**	**0.00**	**2,041.28**	**39.26%**
Category: E40 - Operations Expense								
030-0300-5400	Act 316 of 1991 Expense	250.00	250.00	18.12	144.96	0.00	105.04	42.02 %
030-0300-5415	Act 918 of 1983 Expense	17,500.00	17,500.00	1,342.64	10,741.12	0.00	6,758.88	38.62 %
030-0300-5425	Act 1256 Co Admin of Justice	140,500.00	140,500.00	10,741.60	85,932.80	0.00	54,567.20	38.84 %
030-0300-5430	Act 1256 Court Costs	15,250.00	15,250.00	1,181.04	9,448.32	0.00	5,801.68	38.04 %
030-0300-5435	Act 1256 City Attorney	28,500.00	28,500.00	2,190.68	17,525.44	0.00	10,974.56	38.51 %
030-0300-5440	Act 1256 DFA (State)	167,150.00	167,150.00	14,181.43	155,063.47	0.00	12,086.53	7.23 %
030-0300-5445	Act 1256 Ordinance 89-15	26,000.00	26,000.00	1,966.60	15,732.80	0.00	10,267.20	39.49 %
030-0300-5495	Act 1256 Intoximeter Expense	900.00	900.00	67.14	537.12	0.00	362.88	40.32 %
	Category: E40 - Operations Expense Total:	**396,050.00**	**396,050.00**	**31,689.25**	**295,126.03**	**0.00**	**100,923.97**	**25.48%**
	Expense Total:	**401,250.00**	**401,250.00**	**32,084.09**	**298,284.75**	**0.00**	**102,965.25**	**25.66%**
	Department: 0300 - Court Surplus (Deficit):	**0.00**	**0.00**	**0.00**	**0.00**	**0.00**	**0.00**	**0.00%**
	Fund: 030 - Act 1256 of 1995 Court Surplus (Deficit):	**0.00**	**0.00**	**0.00**	**0.00**	**0.00**	**0.00**	**0.00%**

		Original Total Budget	Current Total Budget	Period Activity	Fiscal Activity	Encumbrances	Variance Favorable (Unfavorable)	Percent Remaining
Fund: 031 - Act 1809 of 2001 Court Auto								
Department: 0300 - Court								
Revenue								
Category: R40 - Fines & Forfeitures								
031-0300-4408	Act 1809 of 2001 Revenue	36,000.00	36,000.00	3,698.25	29,201.00	0.00	-6,799.00	18.89 %
	Category: R40 - Fines & Forfeitures Total:	**36,000.00**	**36,000.00**	**3,698.25**	**29,201.00**	**0.00**	**-6,799.00**	**18.89%**
	Revenue Total:	**36,000.00**	**36,000.00**	**3,698.25**	**29,201.00**	**0.00**	**-6,799.00**	**18.89%**
Expense								
Category: E60 - Miscellaneous Expense								
031-0300-5608	Software - New & Renewals	36,000.00	36,000.00	9,570.63	24,360.18	0.00	11,639.82	32.33 %
	Category: E60 - Miscellaneous Expense Total:	**36,000.00**	**36,000.00**	**9,570.63**	**24,360.18**	**0.00**	**11,639.82**	**32.33%**
	Expense Total:	**36,000.00**	**36,000.00**	**9,570.63**	**24,360.18**	**0.00**	**11,639.82**	**32.33%**
	Department: 0300 - Court Surplus (Deficit):	**0.00**	**0.00**	**-5,872.38**	**4,840.82**	**0.00**	**4,840.82**	**0.00%**
	Fund: 031 - Act 1809 of 2001 Court Auto Surplus (Deficit):	**0.00**	**0.00**	**-5,872.38**	**4,840.82**	**0.00**	**4,840.82**	**0.00%**
Fund: 045 - Park 1/8 SalesTax O & M								
Department: 0400 - Parks								
Revenue								
Category: R10 - Taxes - Sales								
045-0400-4110	Park 1/8 Sales Tax	830,950.00	830,950.00	73,169.20	559,775.04	0.00	-271,174.96	32.63 %
	Category: R10 - Taxes - Sales Total:	**830,950.00**	**830,950.00**	**73,169.20**	**559,775.04**	**0.00**	**-271,174.96**	**32.63%**
	Revenue Total:	**830,950.00**	**830,950.00**	**73,169.20**	**559,775.04**	**0.00**	**-271,174.96**	**32.63%**
Expense								
Category: E62 - Intergovernmental Tsfr								
045-0400-5620	Xfer to General	830,950.00	830,950.00	70,631.00	565,048.00	0.00	265,902.00	32.00 %
	Category: E62 - Intergovernmental Tsfr Total:	**830,950.00**	**830,950.00**	**70,631.00**	**565,048.00**	**0.00**	**265,902.00**	**32.00%**
	Expense Total:	**830,950.00**	**830,950.00**	**70,631.00**	**565,048.00**	**0.00**	**265,902.00**	**32.00%**
	Department: 0400 - Parks Surplus (Deficit):	**0.00**	**0.00**	**2,538.20**	**-5,272.96**	**0.00**	**-5,272.96**	**0.00%**
	Fund: 045 - Park 1/8 SalesTax O & M Surplus (Deficit):	**0.00**	**0.00**	**2,538.20**	**-5,272.96**	**0.00**	**-5,272.96**	**0.00%**
Fund: 051 - Act 833 of 1991 Fire								
Department: 0500 - Fire								
Revenue								
Category: R15 - Taxes - Property								
051-0500-4150	State Turnback	28,000.00	28,000.00	11,423.41	31,632.21	0.00	3,632.21	112.97 %
	Category: R15 - Taxes - Property Total:	**28,000.00**	**28,000.00**	**11,423.41**	**31,632.21**	**0.00**	**3,632.21**	**12.97%**
	Revenue Total:	**28,000.00**	**28,000.00**	**11,423.41**	**31,632.21**	**0.00**	**3,632.21**	**12.97%**

		Original Total Budget	Current Total Budget	Period Activity	Fiscal Activity	Encumbrances	Variance Favorable (Unfavorable)	Percent Remaining
Expense								
Category: E40 - Operations Expense								
051-0500-5410	Act 833 Expense	28,000.00	28,000.00	0.00	3,123.00	0.00	24,877.00	88.85 %
	Category: E40 - Operations Expense Total:	**28,000.00**	**28,000.00**	**0.00**	**3,123.00**	**0.00**	**24,877.00**	**88.85%**
	Expense Total:	**28,000.00**	**28,000.00**	**0.00**	**3,123.00**	**0.00**	**24,877.00**	**88.85%**
	Department: 0500 - Fire Surplus (Deficit):	**0.00**	**0.00**	**11,423.41**	**28,509.21**	**0.00**	**28,509.21**	**0.00%**
	Fund: 051 - Act 833 of 1991 Fire Surplus (Deficit):	**0.00**	**0.00**	**11,423.41**	**28,509.21**	**0.00**	**28,509.21**	**0.00%**
Fund: 055 - Fire 3/8 SalesTax								
Department: 0500 - Fire								
Revenue								
Category: R10 - Taxes - Sales								
055-0500-4120	Fire 3/8 Sales Tax	2,492,850.00	2,492,850.00	219,507.59	1,679,325.08	0.00	-813,524.92	32.63 %
	Category: R10 - Taxes - Sales Total:	**2,492,850.00**	**2,492,850.00**	**219,507.59**	**1,679,325.08**	**0.00**	**-813,524.92**	**32.63%**
	Revenue Total:	**2,492,850.00**	**2,492,850.00**	**219,507.59**	**1,679,325.08**	**0.00**	**-813,524.92**	**32.63%**
Expense								
Category: E62 - Intergovernmental Tsfr								
055-0500-5620	Xfer to General	2,492,850.00	2,492,850.00	211,894.00	1,695,152.00	0.00	797,698.00	32.00 %
	Category: E62 - Intergovernmental Tsfr Total:	**2,492,850.00**	**2,492,850.00**	**211,894.00**	**1,695,152.00**	**0.00**	**797,698.00**	**32.00%**
	Expense Total:	**2,492,850.00**	**2,492,850.00**	**211,894.00**	**1,695,152.00**	**0.00**	**797,698.00**	**32.00%**
	Department: 0500 - Fire Surplus (Deficit):	**0.00**	**0.00**	**7,613.59**	**-15,826.92**	**0.00**	**-15,826.92**	**0.00%**
	Fund: 055 - Fire 3/8 SalesTax Surplus (Deficit):	**0.00**	**0.00**	**7,613.59**	**-15,826.92**	**0.00**	**-15,826.92**	**0.00%**
Fund: 061 - Act 918 of 1983 Police								
Department: 0600 - Police								
Revenue								
Category: R40 - Fines & Forfeitures								
061-0600-4410	Admin of Justice Revenue	15,000.00	15,000.00	1,342.64	10,741.12	0.00	-4,258.88	28.39 %
	Category: R40 - Fines & Forfeitures Total:	**15,000.00**	**15,000.00**	**1,342.64**	**10,741.12**	**0.00**	**-4,258.88**	**28.39%**
	Revenue Total:	**15,000.00**	**15,000.00**	**1,342.64**	**10,741.12**	**0.00**	**-4,258.88**	**28.39%**
Expense								
Category: E60 - Miscellaneous Expense								
061-0600-5600	Miscellaneous Expense	15,000.00	15,000.00	0.00	0.00	0.00	15,000.00	100.00 %
	Category: E60 - Miscellaneous Expense Total:	**15,000.00**	**15,000.00**	**0.00**	**0.00**	**0.00**	**15,000.00**	**100.00%**
	Expense Total:	**15,000.00**	**15,000.00**	**0.00**	**0.00**	**0.00**	**15,000.00**	**100.00%**
	Department: 0600 - Police Surplus (Deficit):	**0.00**	**0.00**	**1,342.64**	**10,741.12**	**0.00**	**10,741.12**	**0.00%**
	Fund: 061 - Act 918 of 1983 Police Surplus (Deficit):	**0.00**	**0.00**	**1,342.64**	**10,741.12**	**0.00**	**10,741.12**	**0.00%**

		Original Total Budget	Current Total Budget	Period Activity	Fiscal Activity	Encumbrances	Variance Favorable (Unfavorable)	Percent Remaining
Fund: 062 - Act 988 of 1991 Emerg Veh								
Department: 0600 - Police								
Revenue								
Category: R40 - Fines & Forfeitures								
062-0600-4402	Act 988 of 1991 Revenue	12,000.00	12,000.00	524.50	7,200.40	0.00	-4,799.60	40.00 %
	Category: R40 - Fines & Forfeitures Total:	**12,000.00**	**12,000.00**	**524.50**	**7,200.40**	**0.00**	**-4,799.60**	**40.00%**
	Revenue Total:	**12,000.00**	**12,000.00**	**524.50**	**7,200.40**	**0.00**	**-4,799.60**	**40.00%**
Expense								
Category: E40 - Operations Expense								
062-0600-5420	Act 988 Expense	12,000.00	12,000.00	0.00	0.00	0.00	12,000.00	100.00 %
	Category: E40 - Operations Expense Total:	**12,000.00**	**12,000.00**	**0.00**	**0.00**	**0.00**	**12,000.00**	**100.00%**
	Expense Total:	**12,000.00**	**12,000.00**	**0.00**	**0.00**	**0.00**	**12,000.00**	**100.00%**
	Department: 0600 - Police Surplus (Deficit):	**0.00**	**0.00**	**524.50**	**7,200.40**	**0.00**	**7,200.40**	**0.00%**
	Fund: 062 - Act 988 of 1991 Emerg Veh Surplus (Deficit):	**0.00**	**0.00**	**524.50**	**7,200.40**	**0.00**	**7,200.40**	**0.00%**
Fund: 068 - State Drug Control								
Department: 0600 - Police								
Revenue								
Category: R40 - Fines & Forfeitures								
068-0600-4418	Drug Seizure Revenue	2,500.00	2,500.00	0.00	1,908.00	0.00	-592.00	23.68 %
	Category: R40 - Fines & Forfeitures Total:	**2,500.00**	**2,500.00**	**0.00**	**1,908.00**	**0.00**	**-592.00**	**23.68%**
	Revenue Total:	**2,500.00**	**2,500.00**	**0.00**	**1,908.00**	**0.00**	**-592.00**	**23.68%**
Expense								
Category: E60 - Miscellaneous Expense								
068-0600-5600	Miscellaneous Expense	2,500.00	5,000.00	0.00	4,531.87	0.00	468.13	9.36 %
	Category: E60 - Miscellaneous Expense Total:	**2,500.00**	**5,000.00**	**0.00**	**4,531.87**	**0.00**	**468.13**	**9.36%**
	Expense Total:	**2,500.00**	**5,000.00**	**0.00**	**4,531.87**	**0.00**	**468.13**	**9.36%**
	Department: 0600 - Police Surplus (Deficit):	**0.00**	**-2,500.00**	**0.00**	**-2,623.87**	**0.00**	**-123.87**	**-4.95%**
	Fund: 068 - State Drug Control Surplus (Deficit):	**0.00**	**-2,500.00**	**0.00**	**-2,623.87**	**0.00**	**-123.87**	**-4.95%**
Fund: 080 - Street Fund								
Department: 0140 - Stormwater								
Expense								
Category: E01 - Personnel Expense								
080-0140-5000	Salary Expense	353,559.81	353,559.81	56,222.00	254,814.08	0.00	98,745.73	27.93 %
080-0140-5010	Overtime Expense	695.00	695.00	27.74	1,338.44	0.00	-643.44	-92.58 %
080-0140-5020	FICA Expense	27,100.51	27,100.51	4,258.35	19,233.61	0.00	7,866.90	29.03 %
080-0140-5022	Unemployment Expense	480.00	480.00	2.81	91.41	0.00	388.59	80.96 %
080-0140-5025	Worker's Comp Expense	600.00	600.00	0.00	345.88	0.00	254.12	42.35 %
080-0140-5030	APERS Expense	54,271.85	54,271.85	6,112.16	36,716.86	0.00	17,554.99	32.35 %

		Original Total Budget	Current Total Budget	Period Activity	Fiscal Activity	Encumbrances	Variance Favorable (Unfavorable)	Percent Remaining
080-0140-5040	Health Insurance Expense	71,545.92	71,545.92	4,600.00	41,339.64	0.00	30,206.28	42.22 %
080-0140-5050	Physical & Drug Screen Exp	300.00	300.00	0.00	90.00	0.00	210.00	70.00 %
080-0140-5055	Uniform Expense	5,000.00	5,000.00	0.00	313.06	0.00	4,686.94	93.74 %
080-0140-5060	Travel & Training Expense	12,000.00	12,000.00	0.00	5,929.15	0.00	6,070.85	50.59 %
	Category: E01 - Personnel Expense Total:	**525,553.09**	**525,553.09**	**71,223.06**	**360,212.13**	**0.00**	**165,340.96**	**31.46%**
Category: E10 - Building & Grounds Exp								
080-0140-5116	Communication Exp - Cellular	4,512.00	4,512.00	360.00	1,785.50	-225.00	2,951.50	65.41 %
	Category: E10 - Building & Grounds Exp Total:	**4,512.00**	**4,512.00**	**360.00**	**1,785.50**	**-225.00**	**2,951.50**	**65.41%**
Category: E20 - Vehicle Expense								
080-0140-5200	Fuel Expense	9,000.00	9,000.00	1,001.19	7,158.63	1,000.00	841.37	9.35 %
080-0140-5210	Service & Repair - Vehicle	12,000.00	12,000.00	0.00	11.90	2,073.53	9,914.57	82.62 %
080-0140-5218	Tire Expense	6,000.00	6,000.00	0.00	0.00	0.00	6,000.00	100.00 %
080-0140-5225	Insurance Expense - Vehicle	20.00	20.00	0.00	19.25	0.00	0.75	3.75 %
	Category: E20 - Vehicle Expense Total:	**27,020.00**	**27,020.00**	**1,001.19**	**7,189.78**	**3,073.53**	**16,756.69**	**62.02%**
Category: E30 - Supply Expense								
080-0140-5300	Supplies - Office	5,000.00	5,000.00	0.00	0.00	0.00	5,000.00	100.00 %
080-0140-5322	Supplies - Operating	17,700.00	17,700.00	1,721.54	5,122.30	0.00	12,577.70	71.06 %
080-0140-5380	Prisoner Care Expense	2,700.00	2,700.00	506.40	1,449.12	0.00	1,250.88	46.33 %
	Category: E30 - Supply Expense Total:	**25,400.00**	**25,400.00**	**2,227.94**	**6,571.42**	**0.00**	**18,828.58**	**74.13%**
Category: E40 - Operations Expense								
080-0140-5515	Elections or Permit Fee Exp	1,200.00	1,200.00	0.00	200.00	0.00	1,000.00	83.33 %
080-0140-5520	Public Education Expense	12,000.00	12,000.00	0.00	8,640.21	0.00	3,359.79	28.00 %
	Category: E40 - Operations Expense Total:	**13,200.00**	**13,200.00**	**0.00**	**8,840.21**	**0.00**	**4,359.79**	**33.03%**
Category: E55 - Professional Services								
080-0140-5571	Prof Services - Engineering	40,000.00	40,000.00	0.00	19,701.65	7,000.00	13,298.35	33.25 %
080-0140-5589	Prof Services - Printing	1,000.00	1,000.00	0.00	0.00	0.00	1,000.00	100.00 %
	Category: E55 - Professional Services Total:	**41,000.00**	**41,000.00**	**0.00**	**19,701.65**	**7,000.00**	**14,298.35**	**34.87%**
	Expense Total:	**636,685.09**	**636,685.09**	**74,812.19**	**404,300.69**	**9,848.53**	**222,535.87**	**34.95%**
	Department: 0140 - Stormwater Total:	**636,685.09**	**636,685.09**	**74,812.19**	**404,300.69**	**9,848.53**	**222,535.87**	**34.95%**
Department: 0800 - Street								
Revenue								
Category: R15 - Taxes - Property								
080-0800-4150	State Turnback	1,574,000.00	1,574,000.00	147,087.08	1,165,933.47	0.00	-408,066.53	25.93 %
080-0800-4151	Saline County Treasurer	600,000.00	600,000.00	10,165.59	370,465.79	0.00	-229,534.21	38.26 %
	Category: R15 - Taxes - Property Total:	**2,174,000.00**	**2,174,000.00**	**157,252.67**	**1,536,399.26**	**0.00**	**-637,600.74**	**29.33%**
Category: R60 - Miscellaneous Revenue								
080-0800-4600	Miscellaneous Revenue	1,500.00	1,500.00	738.00	14,900.53	0.00	13,400.53	993.37 %
	Category: R60 - Miscellaneous Revenue Total:	**1,500.00**	**1,500.00**	**738.00**	**14,900.53**	**0.00**	**13,400.53**	**893.37%**

		Original Total Budget	Current Total Budget	Period Activity	Fiscal Activity	Encumbrances	Variance Favorable (Unfavorable)	Percent Remaining
Category: R62 - Intergovernmental Tsfrs								
080-0800-4623	Xfer from Other Fund	0.00	0.00	0.00	435,985.40	0.00	435,985.40	0.00 %
080-0800-4627	Xfer Designated Tax	2,034,860.00	2,034,860.00	169,516.00	1,356,128.00	0.00	-678,732.00	33.36 %
	Category: R62 - Intergovernmental Tsfrs Total:	**2,034,860.00**	**2,034,860.00**	**169,516.00**	**1,792,113.40**	**0.00**	**-242,746.60**	**11.93%**
Category: R66 - Sale of Equipment								
080-0800-4900	Sale of Capital Assets	0.00	20,900.00	0.00	20,900.00	0.00	0.00	0.00 %
	Category: R66 - Sale of Equipment Total:	**0.00**	**20,900.00**	**0.00**	**20,900.00**	**0.00**	**0.00**	**0.00%**
	Revenue Total:	**4,210,360.00**	**4,231,260.00**	**327,506.67**	**3,364,313.19**	**0.00**	**-866,946.81**	**20.49%**
Expense								
Category: E01 - Personnel Expense								
080-0800-5000	Salary Expense	1,078,774.30	1,078,774.30	99,539.38	575,407.93	0.00	503,366.37	46.66 %
080-0800-5005	SWB Reimbursement	156,392.00	156,392.00	13,032.67	104,261.36	0.00	52,130.64	33.33 %
080-0800-5010	Overtime Expense	10,000.00	10,000.00	428.79	10,578.16	0.00	-578.16	-5.78 %
080-0800-5020	FICA Expense	83,291.49	83,291.49	7,570.93	44,272.45	0.00	39,019.04	46.85 %
080-0800-5022	Unemployment Expense	1,620.00	1,620.00	11.67	281.69	0.00	1,338.31	82.61 %
080-0800-5025	Worker's Comp Expense	22,000.00	22,000.00	0.00	23,212.17	0.00	-1,212.17	-5.51 %
080-0800-5030	APERS Expense	166,890.22	166,890.22	15,315.29	87,910.50	0.00	78,979.72	47.32 %
080-0800-5040	Health Insurance Expense	192,372.64	192,372.64	12,640.55	85,949.27	0.00	106,423.37	55.32 %
080-0800-5050	Physical & Drug Screen Exp	1,800.00	1,800.00	247.20	1,572.95	0.00	227.05	12.61 %
080-0800-5055	Uniform Expense	20,000.00	20,000.00	774.97	10,337.60	0.00	9,662.40	48.31 %
080-0800-5060	Travel & Training Expense	18,000.00	18,000.00	5,173.86	14,910.13	0.00	3,089.87	17.17 %
	Category: E01 - Personnel Expense Total:	**1,751,140.65**	**1,751,140.65**	**154,735.31**	**958,694.21**	**0.00**	**792,446.44**	**45.25%**
Category: E10 - Building & Grounds Exp								
080-0800-5102	Repairs & Maint - Building	12,400.00	12,400.00	2,089.06	7,091.10	433.25	4,875.65	39.32 %
080-0800-5110	Utilities - Electric	140,784.00	140,784.00	11,714.91	86,474.17	0.00	54,309.83	38.58 %
080-0800-5111	Utilities - Gas	1,920.00	1,920.00	26.64	1,095.08	0.00	824.92	42.96 %
080-0800-5112	Utilities - Water	5,000.00	5,000.00	60.46	481.96	0.00	4,518.04	90.36 %
080-0800-5115	Com Exp - Tel Landline.Interne	14,640.00	14,640.00	969.21	7,688.48	0.00	6,951.52	47.48 %
080-0800-5116	Communication Exp - Cellular	4,500.00	4,500.00	1,486.21	5,590.32	-35.00	-1,055.32	-23.45 %
080-0800-5120	Insurance - Property	21,346.00	21,346.00	0.00	0.00	0.00	21,346.00	100.00 %
080-0800-5130	Sanitation	3,500.00	3,500.00	128.20	3,589.48	512.80	-602.28	-17.21 %
080-0800-5140	Supplies - B&G	8,000.00	8,000.00	481.93	2,285.05	-174.61	5,889.56	73.62 %
080-0800-5142	Janitorial Supplies and Main	5,000.00	5,000.00	177.51	247.08	0.00	4,752.92	95.06 %
080-0800-5145	Tools	14,000.00	14,000.00	591.31	7,226.69	1,222.64	5,550.67	39.65 %
	Category: E10 - Building & Grounds Exp Total:	**231,090.00**	**231,090.00**	**17,725.44**	**121,769.41**	**1,959.08**	**107,361.51**	**46.46%**
Category: E20 - Vehicle Expense								
080-0800-5200	Fuel Expense	90,000.00	90,000.00	11,519.32	48,723.35	5,900.00	35,376.65	39.31 %
080-0800-5210	Service & Repair - Vehicle	84,000.00	90,565.06	8,992.74	80,214.83	2,036.49	8,313.74	9.18 %
080-0800-5218	Tire Expense	20,000.00	20,000.00	2,410.26	12,355.14	0.00	7,644.86	38.22 %
080-0800-5225	Insurance Expense - Vehicle	49,977.00	49,977.00	0.00	49,862.92	0.00	114.08	0.23 %

		Original Total Budget	Current Total Budget	Period Activity	Fiscal Activity	Encumbrances	Variance Favorable (Unfavorable)	Percent Remaining
080-0800-5230	Radios	5,000.00	5,000.00	2,040.20	6,630.47	3,198.63	-4,829.10	-96.58 %
080-0800-5240	Equipment Rental	1,500.00	1,500.00	0.00	0.00	0.00	1,500.00	100.00 %
	Category: E20 - Vehicle Expense Total:	**250,477.00**	**257,042.06**	**24,962.52**	**197,786.71**	**11,135.12**	**48,120.23**	**18.72%**
Category: E30 - Supply Expense								
080-0800-5300	Supplies - Office	8,000.00	8,000.00	88.97	1,332.93	0.00	6,667.07	83.34 %
080-0800-5316	Supplies - Signs	30,000.00	30,000.00	0.00	2,401.00	1,686.29	25,912.71	86.38 %
080-0800-5322	Supplies - Operating	244,992.00	214,992.00	3,860.69	89,900.70	-3,342.43	128,433.73	59.74 %
080-0800-5323	Material and Maint	190,500.00	190,500.00	2,207.67	58,506.27	-2,333.72	134,327.45	70.51 %
080-0800-5350	Postage Expense	504.00	504.00	69.82	335.80	0.00	168.20	33.37 %
	Category: E30 - Supply Expense Total:	**473,996.00**	**443,996.00**	**6,227.15**	**152,476.70**	**-3,989.86**	**295,509.16**	**66.56%**
Category: E40 - Operations Expense								
080-0800-5480	Dues & Subscriptions	7,000.00	7,000.00	0.00	612.81	0.00	6,387.19	91.25 %
080-0800-5530	Safety Program	5,000.00	5,000.00	1,151.83	2,162.52	0.00	2,837.48	56.75 %
080-0800-5535	Sales Tax Expense	4,000.00	4,000.00	0.00	403.00	0.00	3,597.00	89.93 %
080-0800-5546	Street Lights Installed	60,000.00	60,000.00	5,130.12	40,675.96	618.88	18,705.16	31.18 %
080-0800-5547	Traffic Signal Maintenance	20,000.00	20,000.00	2,216.55	2,216.55	0.00	17,783.45	88.92 %
	Category: E40 - Operations Expense Total:	**96,000.00**	**96,000.00**	**8,498.50**	**46,070.84**	**618.88**	**49,310.28**	**51.36%**
Category: E55 - Professional Services								
080-0800-5550	Prof Services - Acctg & Audit	13,750.00	13,750.00	9,453.00	13,750.00	0.00	0.00	0.00 %
080-0800-5553	Prof Services - Advertising	500.00	500.00	0.00	1,619.67	0.00	-1,119.67	-223.93 %
080-0800-5562	Prof Services - Bridge Inspection	750.00	750.00	0.00	1,487.64	0.00	-737.64	-98.35 %
080-0800-5571	Prof Services - Engineering	264,000.00	289,000.00	0.00	30,000.00	195,000.00	64,000.00	22.15 %
080-0800-5586	Prof Services - Other	214,000.00	187,548.75	15,121.90	108,819.86	273.32	78,455.57	41.83 %
080-0800-5589	Prof Services - Printing	500.00	500.00	0.00	0.00	0.00	500.00	100.00 %
	Category: E55 - Professional Services Total:	**493,500.00**	**492,048.75**	**24,574.90**	**155,677.17**	**195,273.32**	**141,098.26**	**28.68%**
Category: E60 - Miscellaneous Expense								
080-0800-5604	Hardware - New & Renewals	0.00	0.00	0.00	1,288.28	0.00	-1,288.28	0.00 %
080-0800-5608	Software - New & Renewals	23,000.00	27,000.00	17,061.83	27,263.45	2,092.05	-2,355.50	-8.72 %
080-0800-5614	Copiers & Maintenance	1,776.00	1,776.00	147.74	1,181.98	0.00	594.02	33.45 %
	Category: E60 - Miscellaneous Expense Total:	**24,776.00**	**28,776.00**	**17,209.57**	**29,733.71**	**2,092.05**	**-3,049.76**	**-10.60%**
Category: E72 - Bond Expense								
080-0800-5840	Principal for Loans	0.00	136,550.00	15,113.06	60,125.50	0.00	76,424.50	55.97 %
	Category: E72 - Bond Expense Total:	**0.00**	**136,550.00**	**15,113.06**	**60,125.50**	**0.00**	**76,424.50**	**55.97%**
Category: E80 - Fixed Assets								
080-0800-5808	Capital Assets - Vehicles	0.00	-489.00	0.00	0.00	246,249.22	-246,738.22	50,457.71 %
080-0800-5810	Capital Assets - Equipment	250,005.00	-328,147.80	266,189.18	282,165.18	0.00	-610,312.98	185.99 %
080-0800-5816	Capital Assets - Infrastructure	12.00	23,312.00	-26,700.00	0.00	0.00	23,312.00	100.00 %
080-0800-5898	Capital Asset Contra	0.00	0.00	42,676.00	621,824.39	0.00	-621,824.39	0.00 %
	Category: E80 - Fixed Assets Total:	**250,017.00**	**-305,324.80**	**282,165.18**	**903,989.57**	**246,249.22**	**-1,455,563.59**	**476.73%**

		Original Total Budget	Current Total Budget	Period Activity	Fiscal Activity	Encumbrances	Variance Favorable (Unfavorable)	Percent Remaining
Category: E85 - Interest Expense								
080-0800-5850	Interest Expense	0.00	30,700.00	3,461.83	14,174.06	0.00	16,525.94	53.83 %
	Category: E85 - Interest Expense Total:	**0.00**	**30,700.00**	**3,461.83**	**14,174.06**	**0.00**	**16,525.94**	**53.83%**
	Expense Total:	**3,570,996.65**	**3,162,018.66**	**554,673.46**	**2,640,497.88**	**453,337.81**	**68,182.97**	**2.16%**
	Department: 0800 - Street Surplus (Deficit):	**639,363.35**	**1,069,241.34**	**-227,166.79**	**723,815.31**	**-453,337.81**	**-798,763.84**	**74.70%**
	Fund: 080 - Street Fund Surplus (Deficit):	**2,678.26**	**432,556.25**	**-301,978.98**	**319,514.62**	**-463,186.34**	**-576,227.97**	**133.21%**
Fund: 082 - Street Amend 78								
Department: 0800 - Street								
Revenue								
Category: R10 - Taxes - Sales								
082-0800-4610	Loan Proceeds	0.00	0.00	0.00	1,000,000.00	0.00	1,000,000.00	0.00 %
	Category: R10 - Taxes - Sales Total:	**0.00**	**0.00**	**0.00**	**1,000,000.00**	**0.00**	**1,000,000.00**	**0.00%**
Category: R85 - Interest Revenue								
082-0800-4850	Interest Revenue	0.00	0.00	47.92	278.07	0.00	278.07	0.00 %
	Category: R85 - Interest Revenue Total:	**0.00**	**0.00**	**47.92**	**278.07**	**0.00**	**278.07**	**0.00%**
	Revenue Total:	**0.00**	**0.00**	**47.92**	**1,000,278.07**	**0.00**	**1,000,278.07**	**0.00%**
Expense								
Category: E62 - Intergovernmental Tsfr								
082-0800-5626	Xfer to Other	0.00	0.00	0.00	435,985.40	0.00	-435,985.40	0.00 %
	Category: E62 - Intergovernmental Tsfr Total:	**0.00**	**0.00**	**0.00**	**435,985.40**	**0.00**	**-435,985.40**	**0.00%**
	Expense Total:	**0.00**	**0.00**	**0.00**	**435,985.40**	**0.00**	**-435,985.40**	**0.00%**
	Department: 0800 - Street Surplus (Deficit):	**0.00**	**0.00**	**47.92**	**564,292.67**	**0.00**	**564,292.67**	**0.00%**
	Fund: 082 - Street Amend 78 Surplus (Deficit):	**0.00**	**0.00**	**47.92**	**564,292.67**	**0.00**	**564,292.67**	**0.00%**
Fund: 090 - Long Term Governmental Capital Asset Fund								
Department: 0110 - Information Technology								
Expense								
Category: E80 - Fixed Assets								
090-0110-5898	Capital Asset Contra	0.00	0.00	0.00	-147,686.17	0.00	147,686.17	0.00 %
	Category: E80 - Fixed Assets Total:	**0.00**	**0.00**	**0.00**	**-147,686.17**	**0.00**	**147,686.17**	**0.00%**
	Expense Total:	**0.00**	**0.00**	**0.00**	**-147,686.17**	**0.00**	**147,686.17**	**0.00%**
	Department: 0110 - Information Technology Total:	**0.00**	**0.00**	**0.00**	**-147,686.17**	**0.00**	**147,686.17**	**0.00%**

		Original Total Budget	Current Total Budget	Period Activity	Fiscal Activity	Encumbrances	Variance Favorable (Unfavorable)	Percent Remaining
Department: 0200 - Animal Control								
Expense								
Category: E80 - Fixed Assets								
090-0200-5898	Capital Asset Contra	0.00	0.00	-1,000.00	-38,867.00	0.00	38,867.00	0.00 %
	Category: E80 - Fixed Assets Total:	**0.00**	**0.00**	**-1,000.00**	**-38,867.00**	**0.00**	**38,867.00**	**0.00%**
	Expense Total:	**0.00**	**0.00**	**-1,000.00**	**-38,867.00**	**0.00**	**38,867.00**	**0.00%**
	Department: 0200 - Animal Control Total:	**0.00**	**0.00**	**-1,000.00**	**-38,867.00**	**0.00**	**38,867.00**	**0.00%**
Department: 0400 - Parks								
Expense								
Category: E80 - Fixed Assets								
090-0400-5898	Capital Asset Contra	0.00	0.00	0.00	-16,460.86	0.00	16,460.86	0.00 %
	Category: E80 - Fixed Assets Total:	**0.00**	**0.00**	**0.00**	**-16,460.86**	**0.00**	**16,460.86**	**0.00%**
	Expense Total:	**0.00**	**0.00**	**0.00**	**-16,460.86**	**0.00**	**16,460.86**	**0.00%**
	Department: 0400 - Parks Total:	**0.00**	**0.00**	**0.00**	**-16,460.86**	**0.00**	**16,460.86**	**0.00%**
Department: 0410 - Parks - Mills Park & Pool								
Expense								
Category: E80 - Fixed Assets								
090-0410-5898	Capital Asset Contra	0.00	0.00	-2,431.25	-8,279.48	0.00	8,279.48	0.00 %
	Category: E80 - Fixed Assets Total:	**0.00**	**0.00**	**-2,431.25**	**-8,279.48**	**0.00**	**8,279.48**	**0.00%**
	Expense Total:	**0.00**	**0.00**	**-2,431.25**	**-8,279.48**	**0.00**	**8,279.48**	**0.00%**
	Department: 0410 - Parks - Mills Park & Pool Total:	**0.00**	**0.00**	**-2,431.25**	**-8,279.48**	**0.00**	**8,279.48**	**0.00%**
Department: 0420 - Parks - Midland								
Expense								
Category: E80 - Fixed Assets								
090-0420-5898	Capital Asset Contra	0.00	0.00	0.00	-34,727.75	0.00	34,727.75	0.00 %
	Category: E80 - Fixed Assets Total:	**0.00**	**0.00**	**0.00**	**-34,727.75**	**0.00**	**34,727.75**	**0.00%**
	Expense Total:	**0.00**	**0.00**	**0.00**	**-34,727.75**	**0.00**	**34,727.75**	**0.00%**
	Department: 0420 - Parks - Midland Total:	**0.00**	**0.00**	**0.00**	**-34,727.75**	**0.00**	**34,727.75**	**0.00%**
Department: 0430 - Parks - Bishop								
Expense								
Category: E80 - Fixed Assets								
090-0430-5898	Capital Asset Contra	0.00	0.00	-13,001.51	-94,638.64	0.00	94,638.64	0.00 %
	Category: E80 - Fixed Assets Total:	**0.00**	**0.00**	**-13,001.51**	**-94,638.64**	**0.00**	**94,638.64**	**0.00%**
	Expense Total:	**0.00**	**0.00**	**-13,001.51**	**-94,638.64**	**0.00**	**94,638.64**	**0.00%**
	Department: 0430 - Parks - Bishop Total:	**0.00**	**0.00**	**-13,001.51**	**-94,638.64**	**0.00**	**94,638.64**	**0.00%**

		Original Total Budget	Current Total Budget	Period Activity	Fiscal Activity	Encumbrances	Variance Favorable (Unfavorable)	Percent Remaining
Department: 0450 - Parks - Ashley								
Expense								
Category: E80 - Fixed Assets								
090-0450-5898	Capital Asset Contra	0.00	0.00	0.00	-8,738.00	0.00	8,738.00	0.00 %
	Category: E80 - Fixed Assets Total:	**0.00**	**0.00**	**0.00**	**-8,738.00**	**0.00**	**8,738.00**	**0.00%**
	Expense Total:	**0.00**	**0.00**	**0.00**	**-8,738.00**	**0.00**	**8,738.00**	**0.00%**
	Department: 0450 - Parks - Ashley Total:	**0.00**	**0.00**	**0.00**	**-8,738.00**	**0.00**	**8,738.00**	**0.00%**
Department: 0500 - Fire								
Expense								
Category: E80 - Fixed Assets								
090-0500-5898	Capital Asset Contra	0.00	0.00	0.00	-10,865.29	0.00	10,865.29	0.00 %
	Category: E80 - Fixed Assets Total:	**0.00**	**0.00**	**0.00**	**-10,865.29**	**0.00**	**10,865.29**	**0.00%**
	Expense Total:	**0.00**	**0.00**	**0.00**	**-10,865.29**	**0.00**	**10,865.29**	**0.00%**
	Department: 0500 - Fire Total:	**0.00**	**0.00**	**0.00**	**-10,865.29**	**0.00**	**10,865.29**	**0.00%**
Department: 0600 - Police								
Expense								
Category: E80 - Fixed Assets								
090-0600-5898	Capital Asset Contra	0.00	0.00	-7,018.28	-67,025.98	0.00	67,025.98	0.00 %
	Category: E80 - Fixed Assets Total:	**0.00**	**0.00**	**-7,018.28**	**-67,025.98**	**0.00**	**67,025.98**	**0.00%**
Category: E85 - Interest Expense								
090-0600-5855	Loss	0.00	0.00	0.00	-58,700.00	0.00	58,700.00	0.00 %
	Category: E85 - Interest Expense Total:	**0.00**	**0.00**	**0.00**	**-58,700.00**	**0.00**	**58,700.00**	**0.00%**
	Expense Total:	**0.00**	**0.00**	**-7,018.28**	**-125,725.98**	**0.00**	**125,725.98**	**0.00%**
	Department: 0600 - Police Total:	**0.00**	**0.00**	**-7,018.28**	**-125,725.98**	**0.00**	**125,725.98**	**0.00%**
Department: 0800 - Street								
Expense								
Category: E80 - Fixed Assets								
090-0800-5824	Depreciation Expense	0.00	0.00	0.00	189,265.10	0.00	-189,265.10	0.00 %
090-0800-5898	Capital Asset Contra	0.00	0.00	-51,006.50	-1,223,424.40	0.00	1,223,424.40	0.00 %
	Category: E80 - Fixed Assets Total:	**0.00**	**0.00**	**-51,006.50**	**-1,034,159.30**	**0.00**	**1,034,159.30**	**0.00%**
Category: E85 - Interest Expense								
090-0800-5855	Loss	0.00	0.00	0.00	-50,000.00	0.00	50,000.00	0.00 %
	Category: E85 - Interest Expense Total:	**0.00**	**0.00**	**0.00**	**-50,000.00**	**0.00**	**50,000.00**	**0.00%**
	Expense Total:	**0.00**	**0.00**	**-51,006.50**	**-1,084,159.30**	**0.00**	**1,084,159.30**	**0.00%**
	Department: 0800 - Street Total:	**0.00**	**0.00**	**-51,006.50**	**-1,084,159.30**	**0.00**	**1,084,159.30**	**0.00%**
	Fund: 090 - Long Term Governmental Capital Asset Fund Total:	**0.00**	**0.00**	**-74,457.54**	**-1,570,148.47**	**0.00**	**1,570,148.47**	**0.00%**

		Original Total Budget	Current Total Budget	Period Activity	Fiscal Activity	Encumbrances	Variance Favorable (Unfavorable)	Percent Remaining
Fund: 110 - Special Redemp - 2016 Bond								
Department: 0000 - Administration								
Expense								
Category: E72 - Bond Expense								
110-0000-5722	Bond Principal Pmt	0.00	0.00	0.00	1,300,000.00	0.00	-1,300,000.00	0.00 %
	Category: E72 - Bond Expense Total:	**0.00**	**0.00**	**0.00**	**1,300,000.00**	**0.00**	**-1,300,000.00**	**0.00%**
	Expense Total:	**0.00**	**0.00**	**0.00**	**1,300,000.00**	**0.00**	**-1,300,000.00**	**0.00%**
	Department: 0000 - Administration Total:	**0.00**	**0.00**	**0.00**	**1,300,000.00**	**0.00**	**-1,300,000.00**	**0.00%**
Department: 0100 - Administration								
Revenue								
Category: R62 - Intergovernmental Tsfrs								
110-0100-4623	Xfer from Other Fund	30,000.00	30,000.00	2,656.92	1,303,320.08	0.00	1,273,320.08	4,344.40 %
	Category: R62 - Intergovernmental Tsfrs Total:	**30,000.00**	**30,000.00**	**2,656.92**	**1,303,320.08**	**0.00**	**1,273,320.08**	**4,244.40%**
Category: R85 - Interest Revenue								
110-0100-4855	Gain on Investment	0.00	0.00	30.94	4,339.39	0.00	4,339.39	0.00 %
	Category: R85 - Interest Revenue Total:	**0.00**	**0.00**	**30.94**	**4,339.39**	**0.00**	**4,339.39**	**0.00%**
	Revenue Total:	**30,000.00**	**30,000.00**	**2,687.86**	**1,307,659.47**	**0.00**	**1,277,659.47**	**4,258.86%**
	Department: 0100 - Administration Total:	**30,000.00**	**30,000.00**	**2,687.86**	**1,307,659.47**	**0.00**	**1,277,659.47**	**4,258.86%**
	Fund: 110 - Special Redemp - 2016 Bond Surplus (Deficit):	**30,000.00**	**30,000.00**	**2,687.86**	**7,659.47**	**0.00**	**-22,340.53**	**74.47%**
Fund: 113 - Debt Service Reserve Fund								
Department: 0100 - Administration								
Revenue								
Category: R85 - Interest Revenue								
113-0100-4850	Interest Revenue	30,000.00	30,000.00	2,656.92	21,155.06	0.00	-8,844.94	29.48 %
	Category: R85 - Interest Revenue Total:	**30,000.00**	**30,000.00**	**2,656.92**	**21,155.06**	**0.00**	**-8,844.94**	**29.48%**
	Revenue Total:	**30,000.00**	**30,000.00**	**2,656.92**	**21,155.06**	**0.00**	**-8,844.94**	**29.48%**
Expense								
Category: E62 - Intergovernmental Tsfr								
113-0100-5626	Xfer to other fund	30,000.00	30,000.00	2,656.92	21,155.06	0.00	8,844.94	29.48 %
	Category: E62 - Intergovernmental Tsfr Total:	**30,000.00**	**30,000.00**	**2,656.92**	**21,155.06**	**0.00**	**8,844.94**	**29.48%**
	Expense Total:	**30,000.00**	**30,000.00**	**2,656.92**	**21,155.06**	**0.00**	**8,844.94**	**29.48%**
	Department: 0100 - Administration Surplus (Deficit):	**0.00**	**0.00**	**0.00**	**0.00**	**0.00**	**0.00**	**0.00%**
	Fund: 113 - Debt Service Reserve Fund Surplus (Deficit):	**0.00**	**0.00**	**0.00**	**0.00**	**0.00**	**0.00**	**0.00%**

		Original Total Budget	Current Total Budget	Period Activity	Fiscal Activity	Encumbrances	Variance Favorable (Unfavorable)	Percent Remaining
Fund: 114 - 2016 Bond Fund								
Department: 0000 - Administration								
Expense								
Category: E72 - Bond Expense								
114-0000-5722	Bond Principle Pmt	1,672,525.00	1,672,525.00	0.00	0.00	0.00	1,672,525.00	100.00 %
114-0000-5724	Bond Fees	950.00	950.00	0.00	950.00	0.00	0.00	0.00 %
	Category: E72 - Bond Expense Total:	**1,673,475.00**	**1,673,475.00**	**0.00**	**950.00**	**0.00**	**1,672,525.00**	**99.94%**
Category: E85 - Interest Expense								
114-0000-5850	Interest Expense	1,672,525.00	1,672,525.00	0.00	222,153.13	0.00	1,450,371.87	86.72 %
	Category: E85 - Interest Expense Total:	**1,672,525.00**	**1,672,525.00**	**0.00**	**222,153.13**	**0.00**	**1,450,371.87**	**86.72%**
	Expense Total:	**3,346,000.00**	**3,346,000.00**	**0.00**	**223,103.13**	**0.00**	**3,122,896.87**	**93.33%**
	Department: 0000 - Administration Total:	**3,346,000.00**	**3,346,000.00**	**0.00**	**223,103.13**	**0.00**	**3,122,896.87**	**93.33%**
Department: 0100 - Administration								
Revenue								
Category: R10 - Taxes - Sales								
114-0100-4610	Loan Proceeds	3,390,310.00	3,390,310.00	292,676.79	2,239,100.13	0.00	-1,151,209.87	33.96 %
	Category: R10 - Taxes - Sales Total:	**3,390,310.00**	**3,390,310.00**	**292,676.79**	**2,239,100.13**	**0.00**	**-1,151,209.87**	**33.96%**
	Revenue Total:	**3,390,310.00**	**3,390,310.00**	**292,676.79**	**2,239,100.13**	**0.00**	**-1,151,209.87**	**33.96%**
	Department: 0100 - Administration Total:	**3,390,310.00**	**3,390,310.00**	**292,676.79**	**2,239,100.13**	**0.00**	**-1,151,209.87**	**33.96%**
Department: 0400 - Parks								
Revenue								
Category: R85 - Interest Revenue								
114-0400-4850	Interest Revenue	50,000.00	50,000.00	4,176.91	33,088.17	0.00	-16,911.83	33.82 %
	Category: R85 - Interest Revenue Total:	**50,000.00**	**50,000.00**	**4,176.91**	**33,088.17**	**0.00**	**-16,911.83**	**33.82%**
	Revenue Total:	**50,000.00**	**50,000.00**	**4,176.91**	**33,088.17**	**0.00**	**-16,911.83**	**33.82%**
Expense								
Category: E62 - Intergovernmental Tsfr								
114-0400-5626	Xfer to other fund	0.00	0.00	0.00	1,282,164.82	0.00	-1,282,164.82	0.00 %
	Category: E62 - Intergovernmental Tsfr Total:	**0.00**	**0.00**	**0.00**	**1,282,164.82**	**0.00**	**-1,282,164.82**	**0.00%**
	Expense Total:	**0.00**	**0.00**	**0.00**	**1,282,164.82**	**0.00**	**-1,282,164.82**	**0.00%**
	Department: 0400 - Parks Surplus (Deficit):	**50,000.00**	**50,000.00**	**4,176.91**	**-1,249,076.65**	**0.00**	**-1,299,076.65**	**2,598.15%**
	Fund: 114 - 2016 Bond Fund Surplus (Deficit):	**94,310.00**	**94,310.00**	**296,853.70**	**766,920.35**	**0.00**	**672,610.35**	**-713.19%**
Fund: 182 - 2023 Improvement Revenue Bond Fund								
Department: 0800 - Street								
Revenue								
Category: R62 - Intergovernmental Tsfrs								
182-0800-4627	Xfer from Other	554,877.00	554,877.00	50,924.32	338,768.83	0.00	-216,108.17	38.95 %

		Original Total Budget	Current Total Budget	Period Activity	Fiscal Activity	Encumbrances	Variance Favorable (Unfavorable)	Percent Remaining
	Category: R62 - Intergovernmental Tsfrs Total:	**554,877.00**	**554,877.00**	**50,924.32**	**338,768.83**	**0.00**	**-216,108.17**	**38.95%**
Category: R85 - Interest Revenue								
182-0800-4850	Interest Revenue	5,000.00	5,000.00	891.31	5,281.81	0.00	281.81	105.64 %
	Category: R85 - Interest Revenue Total:	**5,000.00**	**5,000.00**	**891.31**	**5,281.81**	**0.00**	**281.81**	**5.64%**
	Revenue Total:	**559,877.00**	**559,877.00**	**51,815.63**	**344,050.64**	**0.00**	**-215,826.36**	**38.55%**
Expense								
Category: E72 - Bond Expense								
182-0800-5722	Bond Principal Pmt	0.00	70,000.00	222,080.00	292,080.00	0.00	-222,080.00	-317.26 %
182-0800-5724	Bond Fee	0.00	2,500.00	0.00	2,500.00	0.00	0.00	0.00 %
	Category: E72 - Bond Expense Total:	**0.00**	**72,500.00**	**222,080.00**	**294,580.00**	**0.00**	**-222,080.00**	**-306.32%**
Category: E85 - Interest Expense								
182-0800-5850	Interest Expense	300,000.00	300,000.00	0.00	223,130.00	0.00	76,870.00	25.62 %
	Category: E85 - Interest Expense Total:	**300,000.00**	**300,000.00**	**0.00**	**223,130.00**	**0.00**	**76,870.00**	**25.62%**
	Expense Total:	**300,000.00**	**372,500.00**	**222,080.00**	**517,710.00**	**0.00**	**-145,210.00**	**-38.98%**
	Department: 0800 - Street Surplus (Deficit):	**259,877.00**	**187,377.00**	**-170,264.37**	**-173,659.36**	**0.00**	**-361,036.36**	**192.68%**
	Fund: 182 - 2023 Improvement Revenue Bond Fund Surplus (Deficit):	**259,877.00**	**187,377.00**	**-170,264.37**	**-173,659.36**	**0.00**	**-361,036.36**	**192.68%**
Fund: 183 - 2023 Street Bond DSR								
Department: 0800 - Street								
Revenue								
Category: R85 - Interest Revenue								
183-0800-4850	Interest Revenue	22,000.00	22,000.00	2,143.45	16,967.14	0.00	-5,032.86	22.88 %
	Category: R85 - Interest Revenue Total:	**22,000.00**	**22,000.00**	**2,143.45**	**16,967.14**	**0.00**	**-5,032.86**	**22.88%**
	Revenue Total:	**22,000.00**	**22,000.00**	**2,143.45**	**16,967.14**	**0.00**	**-5,032.86**	**22.88%**
Expense								
Category: E62 - Intergovernmental Tsfr								
183-0800-5626	Xfer to Other	33,000.00	33,000.00	12,538.07	27,216.63	0.00	5,783.37	17.53 %
	Category: E62 - Intergovernmental Tsfr Total:	**33,000.00**	**33,000.00**	**12,538.07**	**27,216.63**	**0.00**	**5,783.37**	**17.53%**
	Expense Total:	**33,000.00**	**33,000.00**	**12,538.07**	**27,216.63**	**0.00**	**5,783.37**	**17.53%**
	Department: 0800 - Street Surplus (Deficit):	**-11,000.00**	**-11,000.00**	**-10,394.62**	**-10,249.49**	**0.00**	**750.51**	**6.82%**
	Fund: 183 - 2023 Street Bond DSR Surplus (Deficit):	**-11,000.00**	**-11,000.00**	**-10,394.62**	**-10,249.49**	**0.00**	**750.51**	**6.82%**
Fund: 185 - Street Bond 2016 DS								
Department: 0800 - Street								
Revenue								
Category: R62 - Intergovernmental Tsfrs								
185-0800-4627	Xfer from Other	636,444.00	637,944.00	50,884.52	409,325.28	0.00	-228,618.72	35.84 %
	Category: R62 - Intergovernmental Tsfrs Total:	**636,444.00**	**637,944.00**	**50,884.52**	**409,325.28**	**0.00**	**-228,618.72**	**35.84%**

		Original Total Budget	Current Total Budget	Period Activity	Fiscal Activity	Encumbrances	Variance Favorable (Unfavorable)	Percent Remaining
Category: R85 - Interest Revenue								
185-0800-4850	Interest Revenue	5,000.00	5,000.00	1,025.27	7,353.17	0.00	2,353.17	147.06 %
	Category: R85 - Interest Revenue Total:	**5,000.00**	**5,000.00**	**1,025.27**	**7,353.17**	**0.00**	**2,353.17**	**47.06%**
	Revenue Total:	**641,444.00**	**642,944.00**	**51,909.79**	**416,678.45**	**0.00**	**-226,265.55**	**35.19%**
Expense								
Category: E72 - Bond Expense								
185-0800-5722	Bond Principal Pmt	375,000.00	375,000.00	0.00	385,000.00	0.00	-10,000.00	-2.67 %
185-0800-5724	Bond Fees	1,000.00	1,000.00	83.33	666.64	0.00	333.36	33.34 %
185-0800-5750	Interest Expense	262,000.00	262,000.00	123,071.88	251,918.76	0.00	10,081.24	3.85 %
	Category: E72 - Bond Expense Total:	**638,000.00**	**638,000.00**	**123,155.21**	**637,585.40**	**0.00**	**414.60**	**0.06%**
	Expense Total:	**638,000.00**	**638,000.00**	**123,155.21**	**637,585.40**	**0.00**	**414.60**	**0.06%**
	Department: 0800 - Street Surplus (Deficit):	**3,444.00**	**4,944.00**	**-71,245.42**	**-220,906.95**	**0.00**	**-225,850.95**	**4,568.18%**
	Fund: 185 - Street Bond 2016 DS Surplus (Deficit):	**3,444.00**	**4,944.00**	**-71,245.42**	**-220,906.95**	**0.00**	**-225,850.95**	**4,568.18%**
Fund: 186 - Street Bond 2016 DSR								
Department: 0800 - Street								
Revenue								
Category: R85 - Interest Revenue								
186-0800-4850	Interest Revenue	10,000.00	10,000.00	1,179.76	9,271.84	0.00	-728.16	7.28 %
	Category: R85 - Interest Revenue Total:	**10,000.00**	**10,000.00**	**1,179.76**	**9,271.84**	**0.00**	**-728.16**	**7.28%**
	Revenue Total:	**10,000.00**	**10,000.00**	**1,179.76**	**9,271.84**	**0.00**	**-728.16**	**7.28%**
Expense								
Category: E62 - Intergovernmental Tsfr								
186-0800-5626	Xfer to Other	0.00	1,500.00	0.00	1,235.24	0.00	264.76	17.65 %
	Category: E62 - Intergovernmental Tsfr Total:	**0.00**	**1,500.00**	**0.00**	**1,235.24**	**0.00**	**264.76**	**17.65%**
	Expense Total:	**0.00**	**1,500.00**	**0.00**	**1,235.24**	**0.00**	**264.76**	**17.65%**
	Department: 0800 - Street Surplus (Deficit):	**10,000.00**	**8,500.00**	**1,179.76**	**8,036.60**	**0.00**	**-463.40**	**5.45%**
	Fund: 186 - Street Bond 2016 DSR Surplus (Deficit):	**10,000.00**	**8,500.00**	**1,179.76**	**8,036.60**	**0.00**	**-463.40**	**5.45%**
Fund: 188 - 2023 Improvement Fund								
Department: 0800 - Street								
Revenue								
Category: R85 - Interest Revenue								
188-0800-4850	Interest Revenue	0.00	0.00	4,526.04	42,823.49	0.00	42,823.49	0.00 %
	Category: R85 - Interest Revenue Total:	**0.00**	**0.00**	**4,526.04**	**42,823.49**	**0.00**	**42,823.49**	**0.00%**
	Revenue Total:	**0.00**	**0.00**	**4,526.04**	**42,823.49**	**0.00**	**42,823.49**	**0.00%**

		Original Total Budget	Current Total Budget	Period Activity	Fiscal Activity	Encumbrances	Variance Favorable (Unfavorable)	Percent Remaining
Expense								
Category: E90 - Construction Projects								
188-0800-5900	Construction	1,700,000.00	1,700,000.00	2,822.38	604,422.39	0.00	1,095,577.61	64.45 %
	Category: E90 - Construction Projects Total:	**1,700,000.00**	**1,700,000.00**	**2,822.38**	**604,422.39**	**0.00**	**1,095,577.61**	**64.45%**
	Expense Total:	**1,700,000.00**	**1,700,000.00**	**2,822.38**	**604,422.39**	**0.00**	**1,095,577.61**	**64.45%**
	Department: 0800 - Street Surplus (Deficit):	**-1,700,000.00**	**-1,700,000.00**	**1,703.66**	**-561,598.90**	**0.00**	**1,138,401.10**	**66.96%**
	Fund: 188 - 2023 Improvement Fund Surplus (Deficit):	**-1,700,000.00**	**-1,700,000.00**	**1,703.66**	**-561,598.90**	**0.00**	**1,138,401.10**	**66.96%**
Fund: 500 - Water Fund								
Department: 0000 - Administration								
Expense								
Category: E55 - Professional Services								
500-0000-5501	Bad Debt Expense	0.00	160,000.00	317.21	192,488.50	0.00	-32,488.50	-20.31 %
	Category: E55 - Professional Services Total:	**0.00**	**160,000.00**	**317.21**	**192,488.50**	**0.00**	**-32,488.50**	**-20.31%**
	Expense Total:	**0.00**	**160,000.00**	**317.21**	**192,488.50**	**0.00**	**-32,488.50**	**-20.31%**
	Department: 0000 - Administration Total:	**0.00**	**160,000.00**	**317.21**	**192,488.50**	**0.00**	**-32,488.50**	**-20.31%**
Department: 0900 - Water								
Revenue								
Category: R50 - Sale of Services								
500-0900-4504	CAW Pass thru Fees	20,000.00	20,000.00	16,498.27	127,305.23	0.00	107,305.23	636.53 %
500-0900-4536	Penalties	360,000.00	360,000.00	29,457.69	244,625.26	0.00	-115,374.74	32.05 %
500-0900-4537	Insufficient Check Fee	5,000.00	5,000.00	550.00	4,050.00	0.00	-950.00	19.00 %
500-0900-4540	Sales - CAW System Devel	6,529.00	6,529.00	1,500.00	7,419.17	0.00	890.17	113.63 %
500-0900-4542	Sales - FSDWA	39,600.00	39,600.00	3,533.57	27,924.46	0.00	-11,675.54	29.48 %
500-0900-4544	W was MIsc now One Time Charges	15,000.00	15,000.00	1,212.50	-709.50	-3,800.00	-19,509.50	130.06 %
500-0900-4548	Sales - Pump Maintenance	32,000.00	32,000.00	1,709.40	13,972.05	0.00	-18,027.95	56.34 %
500-0900-4550	Sales - Service Charges	27,500.00	27,500.00	6,810.00	46,595.00	0.00	19,095.00	169.44 %
500-0900-4554	Sales - Water	3,746,400.00	3,746,400.00	374,811.49	2,538,860.62	0.00	-1,207,539.38	32.23 %
500-0900-4556	Sales - Water Connections	32,400.00	32,400.00	2,770.00	12,240.00	0.00	-20,160.00	62.22 %
500-0900-4561	Sales Tax Revenue	350,000.00	350,000.00	37,066.22	250,558.00	0.00	-99,442.00	28.41 %
500-0900-4566	Woodland Hills Watershed	4,356.00	4,356.00	921.53	7,365.63	0.00	3,009.63	169.09 %
	Category: R50 - Sale of Services Total:	**4,638,785.00**	**4,638,785.00**	**476,840.67**	**3,280,205.92**	**-3,800.00**	**-1,362,379.08**	**29.37%**
Category: R60 - Miscellaneous Revenue								
500-0900-4600	Miscellaneous Revenue	5,000.00	5,000.00	90,040.43	90,337.60	0.00	85,337.60	1,806.75 %
	Category: R60 - Miscellaneous Revenue Total:	**5,000.00**	**5,000.00**	**90,040.43**	**90,337.60**	**0.00**	**85,337.60**	**1,706.75%**
Category: R62 - Intergovernmental Tsfrs								
500-0900-4623	Xfer from Other	724,500.00	724,500.00	0.00	0.00	0.00	-724,500.00	100.00 %
	Category: R62 - Intergovernmental Tsfrs Total:	**724,500.00**	**724,500.00**	**0.00**	**0.00**	**0.00**	**-724,500.00**	**100.00%**

		Original Total Budget	Current Total Budget	Period Activity	Fiscal Activity	Encumbrances	Variance Favorable (Unfavorable)	Percent Remaining
Category: R64 - Reimbursement								
500-0900-4640	Reimbursement Revenue	50,000.00	50,000.00	16,249.34	55,723.57	0.00	5,723.57	111.45 %
	Category: R64 - Reimbursement Total:	**50,000.00**	**50,000.00**	**16,249.34**	**55,723.57**	**0.00**	**5,723.57**	**11.45%**
	Revenue Total:	**5,418,285.00**	**5,418,285.00**	**583,130.44**	**3,426,267.09**	**-3,800.00**	**-1,995,817.91**	**36.83%**
Expense								
Category: E01 - Personnel Expense								
500-0900-5000	Salary Expense	1,004,892.39	1,004,892.39	106,597.46	621,162.31	0.00	383,730.08	38.19 %
500-0900-5005	SWB Reimbursement	156,392.00	156,392.00	13,032.67	104,261.36	0.00	52,130.64	33.33 %
500-0900-5010	Overtime Expense	28,825.00	28,825.00	4,110.17	11,888.18	0.00	16,936.82	58.76 %
500-0900-5020	FICA Expense	78,115.30	78,115.30	8,345.13	47,496.67	0.00	30,618.63	39.20 %
500-0900-5022	Unemployment Expense	1,080.00	1,080.00	2.81	255.52	0.00	824.48	76.34 %
500-0900-5025	Worker's Comp Expense	30,094.00	30,094.00	0.00	10,718.57	0.00	19,375.43	64.38 %
500-0900-5030	APERS Expense	154,642.74	154,642.74	16,815.34	95,788.31	0.00	58,854.43	38.06 %
500-0900-5040	Health Insurance Expense	141,607.20	141,607.20	13,234.48	100,783.24	0.00	40,823.96	28.83 %
500-0900-5050	Physical & Drug Screen Exp	1,800.00	1,800.00	0.00	722.60	-160.20	1,237.60	68.76 %
500-0900-5054	Bring Your Own Device - Phone	600.00	600.00	75.00	600.00	0.00	0.00	0.00 %
500-0900-5055	Uniform Expense	15,000.00	15,000.00	1,054.89	15,424.51	0.00	-424.51	-2.83 %
500-0900-5060	Travel & Training Expense	20,000.00	20,000.00	803.26	4,561.01	0.00	15,438.99	77.19 %
	Category: E01 - Personnel Expense Total:	**1,633,048.63**	**1,633,048.63**	**164,071.21**	**1,013,662.28**	**-160.20**	**619,546.55**	**37.94%**
Category: E10 - Building & Grounds Exp								
500-0900-5102	Repairs & Maint - Building	8,800.00	8,800.00	130.00	3,221.65	439.89	5,138.46	58.39 %
500-0900-5104	Repairs & Maint - Grounds	3,500.00	3,500.00	0.00	0.00	0.00	3,500.00	100.00 %
500-0900-5110	Utilities - Electric	51,048.00	51,048.00	4,682.28	34,289.43	0.00	16,758.57	32.83 %
500-0900-5111	Utilities - Gas	2,500.00	2,500.00	90.72	1,649.13	0.00	850.87	34.03 %
500-0900-5112	Utilities - Water	500.00	500.00	30.65	216.18	0.00	283.82	56.76 %
500-0900-5115	Com Exp - Tel Landline.Interne	8,748.00	8,748.00	707.95	5,627.13	0.00	3,120.87	35.68 %
500-0900-5116	Communication Exp - Cellular	10,560.00	10,560.00	2,016.28	7,131.84	20.00	3,408.16	32.27 %
500-0900-5120	Insurance - Property	22,368.00	22,368.00	0.00	0.00	0.00	22,368.00	100.00 %
500-0900-5130	Sanitation	6,000.00	6,010.78	342.02	2,908.66	1,281.84	1,820.28	30.28 %
500-0900-5142	Janitorial Supplies and Main	2,000.00	2,000.00	268.93	1,414.72	-174.62	759.90	38.00 %
500-0900-5145	Tools	25,000.00	25,000.00	99.88	2,321.90	284.50	22,393.60	89.57 %
	Category: E10 - Building & Grounds Exp Total:	**141,024.00**	**141,034.78**	**8,368.71**	**58,780.64**	**1,851.61**	**80,402.53**	**57.01%**
Category: E20 - Vehicle Expense								
500-0900-5200	Fuel Expense	58,500.00	58,500.00	7,005.64	33,246.79	5,000.00	20,253.21	34.62 %
500-0900-5210	Service & Repair - Vehicle	30,000.00	30,000.00	11,636.72	28,798.46	353.53	848.01	2.83 %
500-0900-5218	Tire Expense	15,000.00	15,000.00	3,653.63	9,279.78	0.00	5,720.22	38.13 %
500-0900-5225	Insurance Expense - Vehicle	10,281.00	10,281.00	0.00	10,313.74	0.00	-32.74	-0.32 %
	Category: E20 - Vehicle Expense Total:	**113,781.00**	**113,781.00**	**22,295.99**	**81,638.77**	**5,353.53**	**26,788.70**	**23.54%**
Category: E30 - Supply Expense								
500-0900-5300	Supplies - Office	9,000.00	9,000.00	551.83	1,670.66	50.00	7,279.34	80.88 %

		Original Total Budget	Current Total Budget	Period Activity	Fiscal Activity	Encumbrances	Variance Favorable (Unfavorable)	Percent Remaining
500-0900-5322	Supplies - Operating	144,000.00	144,000.00	-23,636.83	87,931.58	5,038.61	51,029.81	35.44 %
500-0900-5350	Postage Expense	2,000.00	2,000.00	243.52	1,075.75	0.00	924.25	46.21 %
500-0900-5360	Cost of Water from CAW	1,452,500.00	1,715,500.00	196,297.10	1,295,499.31	520,000.00	-99,999.31	-5.83 %
	Category: E30 - Supply Expense Total:	**1,607,500.00**	**1,870,500.00**	**173,455.62**	**1,386,177.30**	**525,088.61**	**-40,765.91**	**-2.18%**
Category: E40 - Operations Expense								
500-0900-5475	Credit Card Fees	67,200.00	67,200.00	5,581.94	43,491.60	0.00	23,708.40	35.28 %
500-0900-5480	Dues & Subscriptions	40,000.00	40,000.00	2,297.65	17,699.27	2,271.40	20,029.33	50.07 %
500-0900-5515	Elections or Permit Fee Exp	40,000.00	40,000.00	0.00	40,718.40	0.00	-718.40	-1.80 %
500-0900-5530	Safety Program	6,000.00	6,000.00	177.70	1,143.64	0.00	4,856.36	80.94 %
500-0900-5535	Sales Tax Expense	350,000.00	350,000.00	32,283.00	240,294.00	0.00	109,706.00	31.34 %
	Category: E40 - Operations Expense Total:	**503,200.00**	**503,200.00**	**40,340.29**	**343,346.91**	**2,271.40**	**157,581.69**	**31.32%**
Category: E55 - Professional Services								
500-0900-5550	Prof Services - Acctg & Audit	6,650.00	6,650.00	4,572.00	6,650.00	0.00	0.00	0.00 %
500-0900-5553	Prof Services - Advertising	1,000.00	1,000.00	0.00	83.74	0.00	916.26	91.63 %
500-0900-5571	Prof Services - Engineering	121,000.00	123,523.12	0.00	2,523.13	0.00	120,999.99	97.96 %
500-0900-5586	Prof Services - Other	111,000.00	129,548.75	11,254.84	41,473.38	284.83	87,790.54	67.77 %
500-0900-5589	Prof Services - Printing	48,000.00	48,000.00	8,829.67	38,247.19	13,500.00	-3,747.19	-7.81 %
	Category: E55 - Professional Services Total:	**287,650.00**	**308,721.87**	**24,656.51**	**88,977.44**	**13,784.83**	**205,959.60**	**66.71%**
Category: E60 - Miscellaneous Expense								
500-0900-5600	Miscellaneous Expense	0.00	0.00	0.00	350.60	0.00	-350.60	0.00 %
500-0900-5604	Hardware - New & Renewals	12,000.00	12,000.00	0.00	6,500.03	0.00	5,499.97	45.83 %
500-0900-5608	Software - New & Renewals	23,000.00	55,200.00	23,964.92	34,355.86	21,899.43	-1,055.29	-1.91 %
500-0900-5614	Copiers & Maintenance	1,534.00	1,534.00	106.16	1,106.39	0.00	427.61	27.88 %
	Category: E60 - Miscellaneous Expense Total:	**36,534.00**	**68,734.00**	**24,071.08**	**42,312.88**	**21,899.43**	**4,521.69**	**6.58%**
Category: E62 - Intergovernmental Tsfr								
500-0900-5626	Xfer to Other	187,500.00	187,500.00	20,674.73	141,853.08	0.00	45,646.92	24.35 %
	Category: E62 - Intergovernmental Tsfr Total:	**187,500.00**	**187,500.00**	**20,674.73**	**141,853.08**	**0.00**	**45,646.92**	**24.35%**
Category: E72 - Bond Expense								
500-0900-5724	Bond Fees	43,002.00	43,002.00	2,861.13	23,456.72	0.00	19,545.28	45.45 %
	Category: E72 - Bond Expense Total:	**43,002.00**	**43,002.00**	**2,861.13**	**23,456.72**	**0.00**	**19,545.28**	**45.45%**
Category: E80 - Fixed Assets								
500-0900-5800	Capital Asset - Land	0.00	0.00	151,104.00	151,104.00	0.00	-151,104.00	0.00 %
500-0900-5808	Capital Assets - Vehicles	65,000.00	-127,767.00	192,636.00	263,860.00	125,998.00	-517,625.00	405.13 %
500-0900-5810	Capital Assets - Equipment	0.00	-157,561.04	-134,400.00	0.00	536,852.08	-694,413.12	440.73 %
500-0900-5816	Capital Assets - Infrastructure	280,001.00	1,165,422.71	62,967.89	82,205.39	939,358.35	143,858.97	12.34 %
500-0900-5824	Depreciation Expense	487,000.00	487,000.00	0.00	0.00	0.00	487,000.00	100.00 %
	Category: E80 - Fixed Assets Total:	**832,001.00**	**1,367,094.67**	**272,307.89**	**497,169.39**	**1,602,208.43**	**-732,283.15**	**-53.56%**
Category: E85 - Interest Expense								
500-0900-5850	Interest Expense	67,454.50	67,454.50	5,567.98	67,942.95	5,914.68	-6,403.13	-9.49 %

		Original Total Budget	Current Total Budget	Period Activity	Fiscal Activity	Encumbrances	Variance Favorable (Unfavorable)	Percent Remaining
	Category: E85 - Interest Expense Total:	**67,454.50**	**67,454.50**	**5,567.98**	**67,942.95**	**5,914.68**	**-6,403.13**	**-9.49%**
	Expense Total:	**5,452,695.13**	**6,304,071.45**	**758,671.14**	**3,745,318.36**	**2,178,212.32**	**380,540.77**	**6.04%**
	Department: 0900 - Water Surplus (Deficit):	**-34,410.13**	**-885,786.45**	**-175,540.70**	**-319,051.27**	**-2,182,012.32**	**-1,615,277.14**	**-182.36%**
Department: 0950 - Wastewater								
Revenue								
Category: R50 - Sale of Services								
500-0950-4552	Sales - Wastewater	5,790,000.00	5,790,000.00	544,236.45	4,043,470.61	0.00	-1,746,529.39	30.16 %
500-0950-4558	Sales - WW Connections	0.00	0.00	3,150.00	13,585.00	0.00	13,585.00	0.00 %
	Category: R50 - Sale of Services Total:	**5,790,000.00**	**5,790,000.00**	**547,386.45**	**4,057,055.61**	**0.00**	**-1,732,944.39**	**29.93%**
Category: R60 - Miscellaneous Revenue								
500-0950-4631	Xfer Wastewater Impact	50,000.00	50,000.00	0.00	0.00	0.00	-50,000.00	100.00 %
	Category: R60 - Miscellaneous Revenue Total:	**50,000.00**	**50,000.00**	**0.00**	**0.00**	**0.00**	**-50,000.00**	**100.00%**
	Revenue Total:	**5,840,000.00**	**5,840,000.00**	**547,386.45**	**4,057,055.61**	**0.00**	**-1,782,944.39**	**30.53%**
Expense								
Category: E62 - Intergovernmental Tsfr								
500-0950-5624	Xfer to Water	5,790,000.00	5,790,000.00	547,386.45	4,057,055.61	0.00	1,732,944.39	29.93 %
500-0950-5631	Xfer to Wastewater Impact	50,000.00	50,000.00	0.00	0.00	0.00	50,000.00	100.00 %
	Category: E62 - Intergovernmental Tsfr Total:	**5,840,000.00**	**5,840,000.00**	**547,386.45**	**4,057,055.61**	**0.00**	**1,782,944.39**	**30.53%**
	Expense Total:	**5,840,000.00**	**5,840,000.00**	**547,386.45**	**4,057,055.61**	**0.00**	**1,782,944.39**	**30.53%**
	Department: 0950 - Wastewater Surplus (Deficit):	**0.00**	**0.00**	**0.00**	**0.00**	**0.00**	**0.00**	**0.00%**
	Fund: 500 - Water Fund Surplus (Deficit):	**-34,410.13**	**-1,045,786.45**	**-175,857.91**	**-511,539.77**	**-2,182,012.32**	**-1,647,765.64**	**-157.56%**
Fund: 510 - Wastewater Fund								
Department: 0950 - Wastewater								
Revenue								
Category: R60 - Miscellaneous Revenue								
510-0950-4600	Miscellaneous Revenue	3,675.00	0.00	0.00	0.00	0.00	0.00	0.00 %
	Category: R60 - Miscellaneous Revenue Total:	**3,675.00**	**0.00**	**0.00**	**0.00**	**0.00**	**0.00**	**0.00%**
Category: R62 - Intergovernmental Tsfrs								
510-0950-4623	Xfer from Other Fund	1,069,500.00	1,099,500.00	0.00	603,412.01	0.00	-496,087.99	45.12 %
510-0950-4625	Xfer from Sewer Sales	5,790,000.00	5,790,000.00	547,386.45	4,057,055.61	0.00	-1,732,944.39	29.93 %
	Category: R62 - Intergovernmental Tsfrs Total:	**6,859,500.00**	**6,889,500.00**	**547,386.45**	**4,660,467.62**	**0.00**	**-2,229,032.38**	**32.35%**
Category: R64 - Reimbursement								
510-0950-4640	Reimbursement Revenue	50,000.00	50,000.00	16,249.35	55,723.58	0.00	5,723.58	111.45 %
	Category: R64 - Reimbursement Total:	**50,000.00**	**50,000.00**	**16,249.35**	**55,723.58**	**0.00**	**5,723.58**	**11.45%**
	Revenue Total:	**6,913,175.00**	**6,939,500.00**	**563,635.80**	**4,716,191.20**	**0.00**	**-2,223,308.80**	**32.04%**

		Original Total Budget	Current Total Budget	Period Activity	Fiscal Activity	Encumbrances	Variance Favorable (Unfavorable)	Percent Remaining
Expense								
Category: E01 - Personnel Expense								
510-0950-5000	Salary Expense	1,454,216.32	1,354,216.32	153,371.57	857,485.74	0.00	496,730.58	36.68 %
510-0950-5005	SWB Reimbursement	156,392.00	156,392.00	13,032.67	104,261.36	0.00	52,130.64	33.33 %
510-0950-5010	Overtime Expense	100,000.00	100,000.00	24,803.25	94,132.35	0.00	5,867.65	5.87 %
510-0950-5020	FICA Expense	118,897.56	118,897.56	13,427.12	71,245.24	0.00	47,652.32	40.08 %
510-0950-5022	Unemployment Expense	1,260.00	1,260.00	23.07	348.98	0.00	911.02	72.30 %
510-0950-5025	Worker's Comp Expense	24,000.00	24,000.00	0.00	19,666.64	0.00	4,333.36	18.06 %
510-0950-5030	APERS Expense	238,105.94	238,105.94	27,295.52	144,350.71	0.00	93,755.23	39.38 %
510-0950-5040	Health Insurance Expense	330,062.04	330,062.04	22,728.55	168,018.25	0.00	162,043.79	49.09 %
510-0950-5050	Physical & Drug Screen Exp	1,800.00	1,800.00	339.40	744.80	0.00	1,055.20	58.62 %
510-0950-5055	Uniform Expense	22,500.00	22,500.00	303.72	14,734.68	57.46	7,707.86	34.26 %
510-0950-5060	Travel & Training Expense	16,000.00	16,000.00	1,092.28	7,273.02	0.00	8,726.98	54.54 %
	Category: E01 - Personnel Expense Total:	**2,463,233.86**	**2,363,233.86**	**256,417.15**	**1,482,261.77**	**57.46**	**880,914.63**	**37.28%**
Category: E10 - Building & Grounds Exp								
510-0950-5102	Repairs & Maint - Building	25,000.00	25,000.00	14,059.57	25,691.30	324.52	-1,015.82	-4.06 %
510-0950-5110	Utilities - Electric	380,004.00	380,004.00	33,780.31	269,260.51	0.00	110,743.49	29.14 %
510-0950-5111	Utilities - Gas	2,700.00	2,700.00	86.24	2,275.20	0.00	424.80	15.73 %
510-0950-5112	Utilities - Water	114,720.00	114,720.00	7,588.68	74,090.34	0.00	40,629.66	35.42 %
510-0950-5115	Com Exp - Tel Landline.Interne	8,664.00	8,664.00	707.95	5,627.11	0.00	3,036.89	35.05 %
510-0950-5116	Communication Exp - Cellular	9,360.00	9,360.00	1,859.03	6,570.19	45.00	2,744.81	29.32 %
510-0950-5120	Insurance - Property	36,260.00	36,260.00	0.00	0.00	0.00	36,260.00	100.00 %
510-0950-5130	Sanitation	120,000.00	120,010.78	342.02	25,431.61	1,621.84	92,957.33	77.46 %
510-0950-5140	Supplies - B&G	3,000.00	3,000.00	203.81	2,005.15	-174.62	1,169.47	38.98 %
510-0950-5142	Janitorial Supplies and Main	1,500.00	1,500.00	35.12	310.27	0.00	1,189.73	79.32 %
510-0950-5145	Tools	25,000.00	25,000.00	545.87	8,667.80	1,638.21	14,693.99	58.78 %
	Category: E10 - Building & Grounds Exp Total:	**726,208.00**	**726,218.78**	**59,208.60**	**419,929.48**	**3,454.95**	**302,834.35**	**41.70%**
Category: E20 - Vehicle Expense								
510-0950-5200	Fuel Expense	75,000.00	75,000.00	7,393.13	42,715.52	5,000.00	27,284.48	36.38 %
510-0950-5210	Service & Repair - Vehicle	110,000.00	110,000.00	10,616.98	56,330.81	1,223.93	52,445.26	47.68 %
510-0950-5218	Tire Expense	20,000.00	20,000.00	4,718.86	15,586.82	1,401.60	3,011.58	15.06 %
510-0950-5225	Insurance Expense - Vehicle	23,769.00	23,769.00	0.00	23,940.86	0.00	-171.86	-0.72 %
510-0950-5240	Equipment Rental	25,000.00	25,000.00	0.00	0.00	0.00	25,000.00	100.00 %
	Category: E20 - Vehicle Expense Total:	**253,769.00**	**253,769.00**	**22,728.97**	**138,574.01**	**7,625.53**	**107,569.46**	**42.39%**
Category: E30 - Supply Expense								
510-0950-5300	Supplies - Office	8,000.00	8,000.00	511.24	3,811.62	0.00	4,188.38	52.35 %
510-0950-5322	Supplies - Operating	350,000.00	350,000.00	24,850.64	186,631.10	875.51	162,493.39	46.43 %
510-0950-5324	Supplies - Chemicals	435,000.00	435,000.00	29,585.64	199,015.69	13,600.54	222,383.77	51.12 %
510-0950-5326	Supplies - Lab	75,000.00	75,000.00	5,799.75	40,490.92	2,910.50	31,598.58	42.13 %

		Original Total Budget	Current Total Budget	Period Activity	Fiscal Activity	Encumbrances	Variance Favorable (Unfavorable)	Percent Remaining
510-0950-5350	Postage Expense	2,000.00	2,000.00	153.93	805.50	0.00	1,194.50	59.73 %
	Category: E30 - Supply Expense Total:	**870,000.00**	**870,000.00**	**60,901.20**	**430,754.83**	**17,386.55**	**421,858.62**	**48.49%**
Category: E40 - Operations Expense								
510-0950-5475	Credit Card Fees	67,200.00	67,200.00	5,581.95	43,491.61	0.00	23,708.39	35.28 %
510-0950-5480	Dues & Subscriptions	15,000.00	15,000.00	136.20	10,024.35	71.40	4,904.25	32.70 %
510-0950-5530	Safety Program	7,000.00	7,000.00	247.84	1,758.91	0.00	5,241.09	74.87 %
	Category: E40 - Operations Expense Total:	**89,200.00**	**89,200.00**	**5,965.99**	**55,274.87**	**71.40**	**33,853.73**	**37.95%**
Category: E55 - Professional Services								
510-0950-5550	Prof Services - Acctg & Audit	6,650.00	6,650.00	4,572.00	6,650.00	0.00	0.00	0.00 %
510-0950-5553	Prof Services - Advertising	2,500.00	2,500.00	0.00	83.71	0.00	2,416.29	96.65 %
510-0950-5586	Prof Services - Other	188,000.00	294,071.88	6,741.76	159,818.63	77,105.10	57,148.15	19.43 %
510-0950-5589	Prof Services - Printing	48,000.00	48,000.00	8,829.68	30,127.76	22,500.00	-4,627.76	-9.64 %
	Category: E55 - Professional Services Total:	**245,150.00**	**351,221.88**	**20,143.44**	**196,680.10**	**99,605.10**	**54,936.68**	**15.64%**
Category: E60 - Miscellaneous Expense								
510-0950-5604	Hardware - New & Renewals	8,000.00	8,000.00	0.00	5,400.91	0.00	2,599.09	32.49 %
510-0950-5608	Software - New & Renewals	40,000.00	73,200.00	24,921.59	39,615.29	34,655.62	-1,070.91	-1.46 %
510-0950-5614	Copiers & Maintenance	1,534.00	1,534.00	106.16	1,106.42	0.00	427.58	27.87 %
	Category: E60 - Miscellaneous Expense Total:	**49,534.00**	**82,734.00**	**25,027.75**	**46,122.62**	**34,655.62**	**1,955.76**	**2.36%**
Category: E62 - Intergovernmental Tsfr								
510-0950-5626	Xfer to Other	289,500.00	289,500.00	27,369.32	202,852.78	0.00	86,647.22	29.93 %
	Category: E62 - Intergovernmental Tsfr Total:	**289,500.00**	**289,500.00**	**27,369.32**	**202,852.78**	**0.00**	**86,647.22**	**29.93%**
Category: E72 - Bond Expense								
510-0950-5724	Bond Fees	49,000.00	49,000.00	3,891.23	31,863.76	0.00	17,136.24	34.97 %
	Category: E72 - Bond Expense Total:	**49,000.00**	**49,000.00**	**3,891.23**	**31,863.76**	**0.00**	**17,136.24**	**34.97%**
Category: E80 - Fixed Assets								
510-0950-5800	Capital Assets - Land	0.00	110,000.00	0.00	0.00	0.00	110,000.00	100.00 %
510-0950-5808	Capital Assets - Vehicles	275,008.00	-128,493.00	-122,524.00	0.00	265,497.60	-393,990.60	306.62 %
510-0950-5810	Capital Assets - Equipment	125,006.00	-528,115.74	-11,845.16	1,411.62	310,857.58	-840,384.94	159.13 %
510-0950-5816	Capital Assets - Infrastructure	633,001.00	1,325,227.15	197,831.24	618,106.60	2,264,392.56	-1,557,272.01	-117.51 %
510-0950-5824	Depreciation Expense	780,000.00	780,000.00	0.00	39,460.37	0.00	740,539.63	94.94 %
	Category: E80 - Fixed Assets Total:	**1,813,015.00**	**1,558,618.41**	**63,462.08**	**658,978.59**	**2,840,747.74**	**-1,941,107.92**	**-124.54%**
Category: E85 - Interest Expense								
510-0950-5850	Interest Expense	89,915.00	89,915.00	6,809.24	60,191.47	10,564.46	19,159.07	21.31 %
510-0950-5855	Loss	0.00	0.00	0.00	-62,000.00	0.00	62,000.00	0.00 %
	Category: E85 - Interest Expense Total:	**89,915.00**	**89,915.00**	**6,809.24**	**-1,808.53**	**10,564.46**	**81,159.07**	**90.26%**
	Expense Total:	**6,938,524.86**	**6,723,410.93**	**551,924.97**	**3,661,484.28**	**3,014,168.81**	**47,757.84**	**0.71%**
	Department: 0950 - Wastewater Surplus (Deficit):	**-25,349.86**	**216,089.07**	**11,710.83**	**1,054,706.92**	**-3,014,168.81**	**-2,175,550.96**	**1,006.78%**
	Fund: 510 - Wastewater Fund Surplus (Deficit):	**-25,349.86**	**216,089.07**	**11,710.83**	**1,054,706.92**	**-3,014,168.81**	**-2,175,550.96**	**1,006.78%**

		Original Total Budget	Current Total Budget	Period Activity	Fiscal Activity	Encumbrances	Variance Favorable (Unfavorable)	Percent Remaining
Fund: 515 - Stormwater Utility Fund								
Department: 0140 - Stormwater								
Revenue								
Category: R20 - Licenses Permits & Fees								
515-0140-4250	Subdivision Plat & Filing Fees	0.00	0.00	250.00	1,500.00	0.00	1,500.00	0.00 %
515-0140-4259	Impact Fees	0.00	0.00	1,800.00	8,200.00	0.00	8,200.00	0.00 %
515-0140-4567	Stormwater In Lieu Fees	20,000.00	20,000.00	0.00	2,000.00	0.00	-18,000.00	90.00 %
	Category: R20 - Licenses Permits & Fees Total:	**20,000.00**	**20,000.00**	**2,050.00**	**11,700.00**	**0.00**	**-8,300.00**	**41.50%**
Category: R50 - Sale of Services								
515-0140-4568	Stormwater Rev - Residential	258,000.00	258,000.00	22,076.80	175,730.06	0.00	-82,269.94	31.89 %
515-0140-4569	Stormwater Rev - Business	46,800.00	46,800.00	3,972.00	31,783.52	0.00	-15,016.48	32.09 %
	Category: R50 - Sale of Services Total:	**304,800.00**	**304,800.00**	**26,048.80**	**207,513.58**	**0.00**	**-97,286.42**	**31.92%**
	Revenue Total:	**324,800.00**	**324,800.00**	**28,098.80**	**219,213.58**	**0.00**	**-105,586.42**	**32.51%**
Expense								
Category: E80 - Fixed Assets								
515-0140-5816	Capital Assets - Infrastructure	1.00	912,710.25	131,818.50	131,818.50	820,458.35	-39,566.60	-4.34 %
	Category: E80 - Fixed Assets Total:	**1.00**	**912,710.25**	**131,818.50**	**131,818.50**	**820,458.35**	**-39,566.60**	**-4.34%**
	Expense Total:	**1.00**	**912,710.25**	**131,818.50**	**131,818.50**	**820,458.35**	**-39,566.60**	**-4.34%**
	Department: 0140 - Stormwater Surplus (Deficit):	**324,799.00**	**-587,910.25**	**-103,719.70**	**87,395.08**	**-820,458.35**	**-145,153.02**	**-24.69%**
	Fund: 515 - Stormwater Utility Fund Surplus (Deficit):	**324,799.00**	**-587,910.25**	**-103,719.70**	**87,395.08**	**-820,458.35**	**-145,153.02**	**-24.69%**
Fund: 525 - Depreciation - WW								
Department: 0900 - Water								
Expense								
Category: E62 - Intergovernmental Tsfr								
525-0900-5626	Xfer to Water	187,500.00	187,500.00	0.00	0.00	0.00	187,500.00	100.00 %
	Category: E62 - Intergovernmental Tsfr Total:	**187,500.00**	**187,500.00**	**0.00**	**0.00**	**0.00**	**187,500.00**	**100.00%**
	Expense Total:	**187,500.00**	**187,500.00**	**0.00**	**0.00**	**0.00**	**187,500.00**	**100.00%**
	Department: 0900 - Water Total:	**187,500.00**	**187,500.00**	**0.00**	**0.00**	**0.00**	**187,500.00**	**100.00%**
Department: 0950 - Wastewater								
Revenue								
Category: R62 - Intergovernmental Tsfrs								
525-0950-4625	Xfer from Water	477,000.00	477,000.00	48,044.05	344,705.86	0.00	-132,294.14	27.73 %
	Category: R62 - Intergovernmental Tsfrs Total:	**477,000.00**	**477,000.00**	**48,044.05**	**344,705.86**	**0.00**	**-132,294.14**	**27.73%**
	Revenue Total:	**477,000.00**	**477,000.00**	**48,044.05**	**344,705.86**	**0.00**	**-132,294.14**	**27.73%**

		Original Total Budget	Current Total Budget	Period Activity	Fiscal Activity	Encumbrances	Variance Favorable (Unfavorable)	Percent Remaining
Expense								
Category: E62 - Intergovernmental Tsfr								
525-0950-5626	Xfer to Other	289,500.00	319,500.00	0.00	0.00	0.00	319,500.00	100.00 %
	Category: E62 - Intergovernmental Tsfr Total:	**289,500.00**	**319,500.00**	**0.00**	**0.00**	**0.00**	**319,500.00**	**100.00%**
	Expense Total:	**289,500.00**	**319,500.00**	**0.00**	**0.00**	**0.00**	**319,500.00**	**100.00%**
	Department: 0950 - Wastewater Surplus (Deficit):	**187,500.00**	**157,500.00**	**48,044.05**	**344,705.86**	**0.00**	**187,205.86**	**-118.86%**
	Fund: 525 - Depreciation - WW Surplus (Deficit):	**0.00**	**-30,000.00**	**48,044.05**	**344,705.86**	**0.00**	**374,705.86**	**1,249.02%**
Fund: 550 - Impact - Water								
Department: 0900 - Water								
Revenue								
Category: R20 - Licenses Permits & Fees								
550-0900-4259	Impact Fees	35,000.00	35,000.00	3,000.00	32,714.00	0.00	-2,286.00	6.53 %
	Category: R20 - Licenses Permits & Fees Total:	**35,000.00**	**35,000.00**	**3,000.00**	**32,714.00**	**0.00**	**-2,286.00**	**6.53%**
	Revenue Total:	**35,000.00**	**35,000.00**	**3,000.00**	**32,714.00**	**0.00**	**-2,286.00**	**6.53%**
Expense								
Category: E62 - Intergovernmental Tsfr								
550-0900-5626	Xfer to Other	50,000.00	50,000.00	0.00	0.00	0.00	50,000.00	100.00 %
	Category: E62 - Intergovernmental Tsfr Total:	**50,000.00**	**50,000.00**	**0.00**	**0.00**	**0.00**	**50,000.00**	**100.00%**
	Expense Total:	**50,000.00**	**50,000.00**	**0.00**	**0.00**	**0.00**	**50,000.00**	**100.00%**
	Department: 0900 - Water Surplus (Deficit):	**-15,000.00**	**-15,000.00**	**3,000.00**	**32,714.00**	**0.00**	**47,714.00**	**318.09%**
	Fund: 550 - Impact - Water Surplus (Deficit):	**-15,000.00**	**-15,000.00**	**3,000.00**	**32,714.00**	**0.00**	**47,714.00**	**318.09%**
Fund: 555 - Impact - WW								
Department: 0950 - Wastewater								
Revenue								
Category: R20 - Licenses Permits & Fees								
555-0950-4259	Impact Fees	50,000.00	50,000.00	10,700.00	46,900.00	0.00	-3,100.00	6.20 %
	Category: R20 - Licenses Permits & Fees Total:	**50,000.00**	**50,000.00**	**10,700.00**	**46,900.00**	**0.00**	**-3,100.00**	**6.20%**
	Revenue Total:	**50,000.00**	**50,000.00**	**10,700.00**	**46,900.00**	**0.00**	**-3,100.00**	**6.20%**
	Department: 0950 - Wastewater Total:	**50,000.00**	**50,000.00**	**10,700.00**	**46,900.00**	**0.00**	**-3,100.00**	**6.20%**
	Fund: 555 - Impact - WW Total:	**50,000.00**	**50,000.00**	**10,700.00**	**46,900.00**	**0.00**	**-3,100.00**	**6.20%**
Fund: 604 - W/WW Ref Rev 2017 Bd Fr								
Department: 0000 - Administration								
Revenue								
Category: R62 - Intergovernmental Tsfrs								
604-0000-4623	Xfer from Other Fund	50,000.00	50,000.00	20,052.61	160,420.88	0.00	110,420.88	320.84 %
	Category: R62 - Intergovernmental Tsfrs Total:	**50,000.00**	**50,000.00**	**20,052.61**	**160,420.88**	**0.00**	**110,420.88**	**220.84%**

		Original Total Budget	Current Total Budget	Period Activity	Fiscal Activity	Encumbrances	Variance Favorable (Unfavorable)	Percent Remaining
Category: R85 - Interest Revenue								
604-0000-4850	Interest Revenue	2,000.00	2,000.00	538.08	3,057.48	0.00	1,057.48	152.87 %
	Category: R85 - Interest Revenue Total:	**2,000.00**	**2,000.00**	**538.08**	**3,057.48**	**0.00**	**1,057.48**	**52.87%**
	Revenue Total:	**52,000.00**	**52,000.00**	**20,590.69**	**163,478.36**	**0.00**	**111,478.36**	**214.38%**
Expense								
Category: E62 - Intergovernmental Tsfr								
604-0000-5626	Xfer to Other	50,000.00	50,000.00	0.00	41,815.63	0.00	8,184.37	16.37 %
	Category: E62 - Intergovernmental Tsfr Total:	**50,000.00**	**50,000.00**	**0.00**	**41,815.63**	**0.00**	**8,184.37**	**16.37%**
Category: E72 - Bond Expense								
604-0000-5724	Bond Fees	2,000.00	2,000.00	166.67	1,333.36	0.00	666.64	33.33 %
	Category: E72 - Bond Expense Total:	**2,000.00**	**2,000.00**	**166.67**	**1,333.36**	**0.00**	**666.64**	**33.33%**
	Expense Total:	**52,000.00**	**52,000.00**	**166.67**	**43,148.99**	**0.00**	**8,851.01**	**17.02%**
	Department: 0000 - Administration Surplus (Deficit):	**0.00**	**0.00**	**20,424.02**	**120,329.37**	**0.00**	**120,329.37**	**0.00%**
	Fund: 604 - W/WW Ref Rev 2017 Bd Fr Surplus (Deficit):	**0.00**	**0.00**	**20,424.02**	**120,329.37**	**0.00**	**120,329.37**	**0.00%**
Fund: 606 - W/WW Ref Rev Bonds 2017 DSR								
Department: 0000 - Administration								
Revenue								
Category: R85 - Interest Revenue								
606-0000-4850	Interest Revenue	0.00	0.00	956.28	7,533.23	0.00	7,533.23	0.00 %
	Category: R85 - Interest Revenue Total:	**0.00**	**0.00**	**956.28**	**7,533.23**	**0.00**	**7,533.23**	**0.00%**
	Revenue Total:	**0.00**	**0.00**	**956.28**	**7,533.23**	**0.00**	**7,533.23**	**0.00%**
	Department: 0000 - Administration Total:	**0.00**	**0.00**	**956.28**	**7,533.23**	**0.00**	**7,533.23**	**0.00%**
	Fund: 606 - W/WW Ref Rev Bonds 2017 DSR Total:	**0.00**	**0.00**	**956.28**	**7,533.23**	**0.00**	**7,533.23**	**0.00%**
Fund: 620 - 10/2023 Infrastrure Fee W/WW								
Department: 0900 - Water								
Expense								
Category: E62 - Intergovernmental Tsfr								
620-0900-5626	Xfer to Water	1,267,000.00	1,267,000.00	0.00	603,412.01	0.00	663,587.99	52.37 %
	Category: E62 - Intergovernmental Tsfr Total:	**1,267,000.00**	**1,267,000.00**	**0.00**	**603,412.01**	**0.00**	**663,587.99**	**52.37%**
	Expense Total:	**1,267,000.00**	**1,267,000.00**	**0.00**	**603,412.01**	**0.00**	**663,587.99**	**52.37%**
	Department: 0900 - Water Total:	**1,267,000.00**	**1,267,000.00**	**0.00**	**603,412.01**	**0.00**	**663,587.99**	**52.37%**

		Original Total Budget	Current Total Budget	Period Activity	Fiscal Activity	Encumbrances	Variance Favorable (Unfavorable)	Percent Remaining
Department: 0950 - Wastewater								
Revenue								
Category: R50 - Sale of Services								
620-0950-4546	Infrastructure Fee	1,980,000.00	1,980,000.00	171,465.00	1,353,016.27	0.00	-626,983.73	31.67 %
	Category: R50 - Sale of Services Total:	1,980,000.00	1,980,000.00	171,465.00	1,353,016.27	0.00	-626,983.73	31.67%
	Revenue Total:	1,980,000.00	1,980,000.00	171,465.00	1,353,016.27	0.00	-626,983.73	31.67%
	Department: 0950 - Wastewater Total:	1,980,000.00	1,980,000.00	171,465.00	1,353,016.27	0.00	-626,983.73	31.67%
	Fund: 620 - 10/2023 Infrastrure Fee W/WW Surplus (Deficit):	713,000.00	713,000.00	171,465.00	749,604.26	0.00	36,604.26	-5.13%
	Report Surplus (Deficit):	-297,375.13	-1,927,391.79	-625,433.76	4,225,315.63	-7,558,833.32	-1,406,125.90	-72.95%

Group Summary

Categor...	Original Total Budget	Current Total Budget	Period Activity	Fiscal Activity	Encumbrances	Variance Favorable (Unfavorable)	Percent Remaining
Fund: 001 - General Fund							
Department: 0100 - Administration							
Revenue							
R15 - Taxes - Property	1,639,220.00	1,639,220.00	38,571.06	1,009,655.83	0.00	-629,564.17	38.41%
R60 - Miscellaneous Revenue	1,000.00	3,190.00	0.00	7,575.66	0.00	4,385.66	137.48%
R62 - Intergovernmental Tsfrs	7,039,220.00	7,039,220.00	586,602.00	4,692,816.00	0.00	-2,346,404.00	33.33%
R85 - Interest Revenue	300,000.00	300,000.00	32,978.21	256,700.56	0.00	-43,299.44	14.43%
Revenue Total:	**8,979,440.00**	**8,981,630.00**	**658,151.27**	**5,966,748.05**	**0.00**	**-3,014,881.95**	**33.57%**
Expense							
E01 - Personnel Expense	454,331.72	451,531.72	55,619.68	248,463.92	598.91	202,468.89	44.84%
E10 - Building & Grounds Exp	50,068.00	50,155.42	3,876.80	24,573.88	113.75	25,467.79	50.78%
E20 - Vehicle Expense	2,265.00	2,265.00	56.07	588.08	100.00	1,576.92	69.62%
E30 - Supply Expense	10,260.00	10,260.00	1,376.27	8,753.62	-180.69	1,687.07	16.44%
E40 - Operations Expense	120,512.00	103,512.00	1,431.33	23,183.91	53.42	80,274.67	77.55%
E55 - Professional Services	118,700.00	122,248.75	4,359.17	71,224.35	823.32	50,201.08	41.06%
E60 - Miscellaneous Expense	18,101.00	27,491.00	4,080.00	30,015.18	2,736.52	-5,260.70	-19.14%
E68 - Donation Expense	95,550.00	95,550.00	0.00	70,068.65	0.00	25,481.35	26.67%
E85 - Interest Expense	3,550.00	3,550.00	542.94	4,598.62	0.00	-1,048.62	-29.54%
Expense Total:	**873,337.72**	**866,563.89**	**71,342.26**	**481,470.21**	**4,245.23**	**380,848.45**	**43.95%**
Department: 0100 - Administration Surplus (Deficit):	**8,106,102.28**	**8,115,066.11**	**586,809.01**	**5,485,277.84**	**-4,245.23**	**-2,634,033.50**	**32.46%**
Department: 0110 - Information Technology							
Expense							
E01 - Personnel Expense	9,500.00	0.00	1,650.36	1,650.36	0.00	-1,650.36	0.00%
E20 - Vehicle Expense	1,000.00	1,000.00	0.00	46.68	0.00	953.32	95.33%
E60 - Miscellaneous Expense	403,760.00	313,760.00	17,671.34	157,446.18	36,550.79	119,763.03	38.17%
E72 - Bond Expense	31,150.00	31,150.00	2,309.60	18,221.69	0.00	12,928.31	41.50%
E80 - Fixed Assets	0.00	2,313.83	945.00	148,631.17	9,865.00	-156,182.34	-6,749.95%
Expense Total:	**445,410.00**	**348,223.83**	**22,576.30**	**325,996.08**	**46,415.79**	**-24,188.04**	**-6.95%**
Department: 0110 - Information Technology Total:	**445,410.00**	**348,223.83**	**22,576.30**	**325,996.08**	**46,415.79**	**-24,188.04**	**-6.95%**
Department: 0120 - Planning & Development							
Revenue							
R10 - Taxes - Sales	125,000.00	125,000.00	16,391.98	126,637.02	0.00	1,637.02	-1.31%
R20 - Licenses Permits & Fees	550,800.00	550,800.00	59,378.06	319,752.54	0.00	-231,047.46	41.95%
R64 - Reimbursement	1,000.00	1,000.00	0.00	0.00	0.00	-1,000.00	100.00%
Revenue Surplus (Deficit):	**676,800.00**	**676,800.00**	**75,770.04**	**446,389.56**	**0.00**	**-230,410.44**	**34.04%**
Expense							
E01 - Personnel Expense	665,407.79	665,407.79	66,532.86	463,130.55	-459.80	202,737.04	30.47%
E10 - Building & Grounds Exp	9,753.00	9,774.56	1,016.54	4,491.56	134.00	5,149.00	52.68%

Categor...	Original Total Budget	Current Total Budget	Period Activity	Fiscal Activity	Encumbrances	Variance Favorable (Unfavorable)	Percent Remaining
E20 - Vehicle Expense	12,149.34	12,149.34	315.76	8,813.31	319.36	3,016.67	24.83%
E30 - Supply Expense	4,500.00	4,500.00	308.03	1,674.17	201.98	2,623.85	58.31%
E40 - Operations Expense	43,928.00	63,928.00	6,585.95	45,991.88	-63.00	17,999.12	28.16%
E55 - Professional Services	43,820.00	43,820.00	18,534.40	22,127.51	928.70	20,763.79	47.38%
E60 - Miscellaneous Expense	10,100.00	19,200.00	5,164.70	22,457.12	10.94	-3,268.06	-17.02%
E72 - Bond Expense	44,500.00	44,500.00	3,379.71	26,664.40	0.00	17,835.60	40.08%
E85 - Interest Expense	5,071.00	5,071.00	794.51	6,729.32	0.00	-1,658.32	-32.70%
Expense Total:	**839,229.13**	**868,350.69**	**102,632.46**	**602,079.82**	**1,072.18**	**265,198.69**	**30.54%**
Department: 0120 - Planning & Development Surplus (Deficit):	**-162,429.13**	**-191,550.69**	**-26,862.42**	**-155,690.26**	**-1,072.18**	**34,788.25**	**18.16%**
Department: 0200 - Animal Control							
Revenue							
R20 - Licenses Permits & Fees	24,380.00	24,380.00	1,834.68	9,657.26	0.00	-14,722.74	60.39%
R40 - Fines & Forfeitures	6,000.00	6,000.00	110.00	1,520.00	0.00	-4,480.00	74.67%
R62 - Intergovernmental Tsfrs	678,072.00	678,072.00	56,505.00	452,040.00	0.00	-226,032.00	33.33%
R70 - Grant Revenue	0.00	5,000.00	0.00	11,000.00	0.00	6,000.00	-120.00%
Revenue Surplus (Deficit):	**708,452.00**	**713,452.00**	**58,449.68**	**474,217.26**	**0.00**	**-239,234.74**	**33.53%**
Expense							
E01 - Personnel Expense	739,339.55	739,339.55	62,620.48	435,643.40	-83.41	303,779.56	41.09%
E10 - Building & Grounds Exp	45,592.00	45,717.41	4,751.83	30,730.21	463.52	14,523.68	31.77%
E20 - Vehicle Expense	9,373.00	9,373.00	642.83	9,127.08	806.11	-560.19	-5.98%
E30 - Supply Expense	25,650.00	26,154.33	1,788.15	10,827.58	-1,125.14	16,451.89	62.90%
E40 - Operations Expense	2,325.00	2,325.00	61.77	950.75	0.00	1,374.25	59.11%
E55 - Professional Services	34,500.00	34,644.15	2,912.28	22,142.38	-4,576.83	17,078.60	49.30%
E60 - Miscellaneous Expense	10,000.00	15,000.00	849.61	11,168.58	3,070.11	761.31	5.08%
E72 - Bond Expense	92,230.00	92,230.00	7,095.42	56,022.32	0.00	36,207.68	39.26%
E80 - Fixed Assets	0.00	-38,867.00	0.00	38,867.00	60,748.42	-138,482.42	356.30%
E85 - Interest Expense	10,415.00	10,415.00	1,532.01	12,997.15	0.00	-2,582.15	-24.79%
Expense Total:	**969,424.55**	**936,331.44**	**82,254.38**	**628,476.45**	**59,302.78**	**248,552.21**	**26.55%**
Department: 0200 - Animal Control Surplus (Deficit):	**-260,972.55**	**-222,879.44**	**-23,804.70**	**-154,259.19**	**-59,302.78**	**9,317.47**	**4.18%**
Department: 0300 - Court							
Revenue							
R40 - Fines & Forfeitures	532,900.00	532,900.00	41,727.98	399,549.13	0.00	-133,350.87	25.02%
R60 - Miscellaneous Revenue	50,520.00	50,520.00	1,316.99	35,080.20	0.00	-15,439.80	30.56%
R64 - Reimbursement	160,000.00	160,000.00	0.00	128,266.25	0.00	-31,733.75	19.83%
Revenue Surplus (Deficit):	**743,420.00**	**743,420.00**	**43,044.97**	**562,895.58**	**0.00**	**-180,524.42**	**24.28%**
Expense							
E01 - Personnel Expense	523,315.96	523,315.96	58,338.99	355,590.17	0.00	167,725.79	32.05%
E10 - Building & Grounds Exp	23,524.00	23,610.25	1,540.48	11,310.44	0.00	12,299.81	52.10%
E30 - Supply Expense	12,000.00	12,000.00	903.31	6,545.72	-214.28	5,668.56	47.24%
E40 - Operations Expense	161,745.00	161,745.00	13,245.04	106,827.82	81.25	54,835.93	33.90%

Categor...	Original Total Budget	Current Total Budget	Period Activity	Fiscal Activity	Encumbrances	Variance Favorable (Unfavorable)	Percent Remaining
E55 - Professional Services	4,100.00	4,100.00	0.00	0.00	0.00	4,100.00	100.00%
E60 - Miscellaneous Expense	3,056.00	3,056.00	212.32	1,932.32	0.00	1,123.68	36.77%
Expense Total:	**727,740.96**	**727,827.21**	**74,240.14**	**482,206.47**	**-133.03**	**245,753.77**	**33.77%**
Department: 0300 - Court Surplus (Deficit):	**15,679.04**	**15,592.79**	**-31,195.17**	**80,689.11**	**133.03**	**65,229.35**	**-418.33%**
Department: 0400 - Parks							
Revenue							
R62 - Intergovernmental Tsfrs	1,525,650.00	1,525,650.00	127,136.00	1,017,088.00	0.00	-508,562.00	33.33%
R66 - Sale of Equipment	0.00	16,500.00	0.00	0.00	0.00	-16,500.00	100.00%
Revenue Surplus (Deficit):	**1,525,650.00**	**1,542,150.00**	**127,136.00**	**1,017,088.00**	**0.00**	**-525,062.00**	**34.05%**
Expense							
E01 - Personnel Expense	884,112.27	884,112.27	80,340.33	537,580.69	-95.87	346,627.45	39.21%
E10 - Building & Grounds Exp	8,637.00	8,637.00	65.42	65.42	0.00	8,571.58	99.24%
E20 - Vehicle Expense	22,316.00	22,316.00	1,285.30	20,436.30	1,920.32	-40.62	-0.18%
E30 - Supply Expense	500.00	500.00	71.73	271.19	0.00	228.81	45.76%
E40 - Operations Expense	500.00	500.00	0.00	37.00	0.00	463.00	92.60%
E55 - Professional Services	41,000.00	47,600.00	5,067.00	24,595.00	9,790.00	13,215.00	27.76%
E60 - Miscellaneous Expense	26,000.00	26,000.00	5,025.25	27,686.27	0.00	-1,686.27	-6.49%
E72 - Bond Expense	304,650.00	304,650.00	21,967.50	173,632.47	0.00	131,017.53	43.01%
E80 - Fixed Assets	0.00	39.14	0.00	16,460.86	0.00	-16,421.72	-41,956.36%
E85 - Interest Expense	37,221.00	37,221.00	4,145.57	35,272.13	0.00	1,948.87	5.24%
Expense Total:	**1,324,936.27**	**1,331,575.41**	**117,968.10**	**836,037.33**	**11,614.45**	**483,923.63**	**36.34%**
Department: 0400 - Parks Surplus (Deficit):	**200,713.73**	**210,574.59**	**9,167.90**	**181,050.67**	**-11,614.45**	**-41,138.37**	**19.54%**
Department: 0410 - Parks - Mills Park & Pool							
Revenue							
R50 - Sale of Services	91,000.00	91,000.00	7,826.50	77,187.00	0.00	-13,813.00	15.18%
Revenue Surplus (Deficit):	**91,000.00**	**91,000.00**	**7,826.50**	**77,187.00**	**0.00**	**-13,813.00**	**15.18%**
Expense							
E01 - Personnel Expense	35,333.25	35,333.25	15,001.58	31,163.40	0.00	4,169.85	11.80%
E10 - Building & Grounds Exp	50,026.96	62,332.96	3,460.61	37,381.06	4,778.95	20,172.95	32.36%
E30 - Supply Expense	17,100.00	17,100.00	3,954.76	15,344.30	0.00	1,755.70	10.27%
E80 - Fixed Assets	0.00	16,036.67	1,601.25	9,880.73	14,341.08	-8,185.14	-51.04%
Expense Total:	**102,460.21**	**130,802.88**	**24,018.20**	**93,769.49**	**19,120.03**	**17,913.36**	**13.69%**
Department: 0410 - Parks - Mills Park & Pool Surplus (Deficit):	**-11,460.21**	**-39,802.88**	**-16,191.70**	**-16,582.49**	**-19,120.03**	**4,100.36**	**10.30%**
Department: 0420 - Parks - Midland							
Revenue							
R74 - Sponsorships	35,000.00	35,000.00	0.00	18,675.00	0.00	-16,325.00	46.64%
Revenue Surplus (Deficit):	**35,000.00**	**35,000.00**	**0.00**	**18,675.00**	**0.00**	**-16,325.00**	**46.64%**
Expense							
E10 - Building & Grounds Exp	39,272.00	39,272.00	17,042.10	38,982.15	-56.68	346.53	0.88%

Categor...	Original Total Budget	Current Total Budget	Period Activity	Fiscal Activity	Encumbrances	Variance Favorable (Unfavorable)	Percent Remaining
E80 - Fixed Assets	0.00	-34,727.75	1,117.14	35,844.89	21,155.11	-91,727.75	264.13%
Expense Total:	**39,272.00**	**4,544.25**	**18,159.24**	**74,827.04**	**21,098.43**	**-91,381.22**	**-2,010.92%**
Department: 0420 - Parks - Midland Surplus (Deficit):	**-4,272.00**	**30,455.75**	**-18,159.24**	**-56,152.04**	**-21,098.43**	**-107,706.22**	**353.65%**
Department: 0430 - Parks - Bishop							
Revenue							
R30 - Membership Fees	277,475.00	277,475.00	18,741.35	163,026.45	0.00	-114,448.55	41.25%
R33 - Rental Fees	154,450.00	154,450.00	12,011.00	126,212.00	0.00	-28,238.00	18.28%
R36 - Park Program Fees	148,000.00	148,000.00	10,983.00	79,845.00	0.00	-68,155.00	46.05%
R50 - Sale of Services	130,500.00	130,500.00	10,441.00	81,231.00	0.00	-49,269.00	37.75%
R60 - Miscellaneous Revenue	2,000.00	2,000.00	9,290.00	30,429.86	0.00	28,429.86	-1,421.49%
R74 - Sponsorships	114,450.00	114,450.00	13,000.00	97,248.77	0.00	-17,201.23	15.03%
Revenue Surplus (Deficit):	**826,875.00**	**826,875.00**	**74,466.35**	**577,993.08**	**0.00**	**-248,881.92**	**30.10%**
Expense							
E01 - Personnel Expense	955,985.47	955,985.47	122,771.92	679,185.54	-311.75	277,111.68	28.99%
E10 - Building & Grounds Exp	645,107.00	671,098.44	66,380.95	497,974.85	-4,877.20	178,000.79	26.52%
E20 - Vehicle Expense	9,000.00	11,796.92	1,523.19	13,452.10	0.00	-1,655.18	-14.03%
E30 - Supply Expense	79,700.00	79,700.00	1,472.86	50,984.12	-9,998.21	38,714.09	48.57%
E40 - Operations Expense	41,130.00	41,130.00	3,821.66	34,731.42	3,747.46	2,651.12	6.45%
E55 - Professional Services	114,500.00	119,300.00	10,112.80	99,130.78	50.24	20,118.98	16.86%
E80 - Fixed Assets	0.00	-12,280.92	0.00	94,638.64	740,197.92	-847,117.48	6,897.83%
Expense Total:	**1,845,422.47**	**1,866,729.91**	**206,083.38**	**1,470,097.45**	**728,808.46**	**-332,176.00**	**-17.79%**
Department: 0430 - Parks - Bishop Surplus (Deficit):	**-1,018,547.47**	**-1,039,854.91**	**-131,617.03**	**-892,104.37**	**-728,808.46**	**-581,057.92**	**-55.88%**
Department: 0440 - Parks - Alcoa							
Revenue							
R36 - Park Program Fees	1,000.00	1,000.00	180.00	1,012.50	0.00	12.50	-1.25%
R74 - Sponsorships	5,000.00	5,000.00	0.00	1,500.00	0.00	-3,500.00	70.00%
Revenue Surplus (Deficit):	**6,000.00**	**6,000.00**	**180.00**	**2,512.50**	**0.00**	**-3,487.50**	**58.13%**
Expense							
E10 - Building & Grounds Exp	23,312.00	23,312.00	2,013.02	11,643.97	-933.95	12,601.98	54.06%
Expense Total:	**23,312.00**	**23,312.00**	**2,013.02**	**11,643.97**	**-933.95**	**12,601.98**	**54.06%**
Department: 0440 - Parks - Alcoa Surplus (Deficit):	**-17,312.00**	**-17,312.00**	**-1,833.02**	**-9,131.47**	**933.95**	**9,114.48**	**52.65%**
Department: 0450 - Parks - Ashley							
Revenue							
R36 - Park Program Fees	7,000.00	7,000.00	590.00	4,375.00	0.00	-2,625.00	37.50%
Revenue Surplus (Deficit):	**7,000.00**	**7,000.00**	**590.00**	**4,375.00**	**0.00**	**-2,625.00**	**37.50%**
Expense							
E10 - Building & Grounds Exp	4,001.00	7,263.00	274.69	6,091.60	0.00	1,171.40	16.13%

Categor...	Original Total Budget	Current Total Budget	Period Activity	Fiscal Activity	Encumbrances	Variance Favorable (Unfavorable)	Percent Remaining
E80 - Fixed Assets	0.00	0.00	0.00	8,738.00	0.00	-8,738.00	0.00%
Expense Total:	**4,001.00**	**7,263.00**	**274.69**	**14,829.60**	**0.00**	**-7,566.60**	**-104.18%**
Department: 0450 - Parks - Ashley Surplus (Deficit):	**2,999.00**	**-263.00**	**315.31**	**-10,454.60**	**0.00**	**-10,191.60**	**-3,875.13%**
Department: 0500 - Fire							
Revenue							
R15 - Taxes - Property	700.00	700.00	644.97	644.97	0.00	-55.03	7.86%
R20 - Licenses Permits & Fees	1,500.00	1,500.00	150.00	1,950.00	0.00	450.00	-30.00%
R33 - Rental Fees	18,000.00	18,000.00	1,540.00	12,320.00	0.00	-5,680.00	31.56%
R60 - Miscellaneous Revenue	250.00	410.00	2,580.00	13,264.20	0.00	12,854.20	-3,135.17%
R62 - Intergovernmental Tsfrs	4,237,888.00	4,237,888.00	353,157.00	2,825,256.00	0.00	-1,412,632.00	33.33%
R66 - Sale of Equipment	20,000.00	26,200.00	0.00	6,200.00	0.00	-20,000.00	76.34%
Revenue Surplus (Deficit):	**4,278,338.00**	**4,284,698.00**	**358,071.97**	**2,859,635.17**	**0.00**	**-1,425,062.83**	**33.26%**
Expense							
E01 - Personnel Expense	5,239,975.66	5,240,135.66	464,159.42	3,447,180.91	-476.43	1,793,431.18	34.22%
E10 - Building & Grounds Exp	191,414.96	217,614.96	19,195.46	122,069.01	2,195.06	93,350.89	42.90%
E20 - Vehicle Expense	164,677.00	172,477.54	6,347.10	106,326.48	5,190.11	60,960.95	35.34%
E30 - Supply Expense	119,300.00	99,300.00	6,320.87	57,538.24	1,207.67	40,554.09	40.84%
E40 - Operations Expense	16,000.00	16,000.00	9,234.00	10,164.87	0.00	5,835.13	36.47%
E55 - Professional Services	1,000.00	1,000.00	0.00	150.45	0.00	849.55	84.96%
E60 - Miscellaneous Expense	25,000.00	25,000.00	0.00	11,121.35	0.00	13,878.65	55.51%
E72 - Bond Expense	228,746.00	228,746.00	19,889.14	157,310.60	0.00	71,435.40	31.23%
E80 - Fixed Assets	0.00	-10,865.29	0.00	10,865.29	-10,865.29	-10,865.29	100.00%
E85 - Interest Expense	35,576.00	35,576.00	2,771.86	23,977.40	0.00	11,598.60	32.60%
Expense Total:	**6,021,689.62**	**6,024,984.87**	**527,917.85**	**3,946,704.60**	**-2,748.88**	**2,081,029.15**	**34.54%**
Department: 0500 - Fire Surplus (Deficit):	**-1,743,351.62**	**-1,740,286.87**	**-169,845.88**	**-1,087,069.43**	**2,748.88**	**655,966.32**	**37.69%**
Department: 0510 - Fire - Springhill Vol							
Revenue							
R15 - Taxes - Property	55,000.00	55,000.00	393.51	28,660.71	0.00	-26,339.29	47.89%
Revenue Surplus (Deficit):	**55,000.00**	**55,000.00**	**393.51**	**28,660.71**	**0.00**	**-26,339.29**	**47.89%**
Expense							
E30 - Supply Expense	50,000.00	50,000.00	1,508.10	6,349.97	0.00	43,650.03	87.30%
Expense Total:	**50,000.00**	**50,000.00**	**1,508.10**	**6,349.97**	**0.00**	**43,650.03**	**87.30%**
Department: 0510 - Fire - Springhill Vol Surplus (Deficit):	**5,000.00**	**5,000.00**	**-1,114.59**	**22,310.74**	**0.00**	**17,310.74**	**-346.21%**
Department: 0600 - Police							
Revenue							
R40 - Fines & Forfeitures	780.00	780.00	67.14	537.12	0.00	-242.88	31.14%
R60 - Miscellaneous Revenue	5,000.00	5,750.00	-3,140.66	64,235.86	0.00	58,485.86	-1,017.15%
R62 - Intergovernmental Tsfrs	1,695,155.00	1,695,155.00	141,263.00	1,130,104.00	0.00	-565,051.00	33.33%
R66 - Sale of Equipment	0.00	104,400.00	0.00	90,909.00	0.00	-13,491.00	12.92%

Categor...	Original Total Budget	Current Total Budget	Period Activity	Fiscal Activity	Encumbrances	Variance Favorable (Unfavorable)	Percent Remaining
R70 - Grant Revenue	26,700.00	106,200.00	3,408.78	226,090.41	0.00	119,890.41	-112.89%
Revenue Surplus (Deficit):	**1,727,635.00**	**1,912,285.00**	**141,598.26**	**1,511,876.39**	**0.00**	**-400,408.61**	**20.94%**
Expense							
E01 - Personnel Expense	4,163,160.97	4,150,160.97	371,081.26	2,898,978.91	5,807.35	1,245,374.71	30.01%
E10 - Building & Grounds Exp	143,878.00	143,878.00	15,798.92	94,434.66	1,633.77	47,809.57	33.23%
E20 - Vehicle Expense	325,900.00	325,900.00	32,251.07	268,766.91	21,468.36	35,664.73	10.94%
E30 - Supply Expense	58,200.00	111,066.54	5,042.77	24,088.57	2,069.23	84,908.74	76.45%
E40 - Operations Expense	10,880.00	10,880.00	134.00	5,079.13	0.00	5,800.87	53.32%
E55 - Professional Services	7,000.00	7,000.00	50.00	4,298.37	44.00	2,657.63	37.97%
E60 - Miscellaneous Expense	60,502.00	101,252.00	120.86	100,406.84	-112.00	957.16	0.95%
E70 - Grant Expense	33,700.00	108,700.00	41,099.28	99,294.23	6,419.34	2,986.43	2.75%
E72 - Bond Expense	111,325.00	111,325.00	9,922.30	78,903.90	0.00	32,421.10	29.12%
E80 - Fixed Assets	498,000.00	781,058.02	58,952.44	461,265.56	0.00	319,792.46	40.94%
E85 - Interest Expense	98,663.51	98,663.51	346.28	3,244.72	0.00	95,418.79	96.71%
Expense Total:	**5,511,209.48**	**5,949,884.04**	**534,799.18**	**4,038,761.80**	**37,330.05**	**1,873,792.19**	**31.49%**
Department: 0600 - Police Surplus (Deficit):	**-3,783,574.48**	**-4,037,599.04**	**-393,200.92**	**-2,526,885.41**	**-37,330.05**	**1,473,383.58**	**36.49%**
Department: 0610 - Police - Dispatch							
Expense							
E01 - Personnel Expense	485,316.93	485,316.93	51,317.72	336,696.86	0.00	148,620.07	30.62%
E64 - Reimbursement	0.00	128,000.00	202,224.80	202,224.80	0.00	-74,224.80	-57.99%
Expense Total:	**485,316.93**	**613,316.93**	**253,542.52**	**538,921.66**	**0.00**	**74,395.27**	**12.13%**
Department: 0610 - Police - Dispatch Total:	**485,316.93**	**613,316.93**	**253,542.52**	**538,921.66**	**0.00**	**74,395.27**	**12.13%**
Department: 0620 - Police - SRO							
Revenue							
R64 - Reimbursement	386,000.00	386,000.00	0.00	416,983.83	0.00	30,983.83	-8.03%
Revenue Surplus (Deficit):	**386,000.00**	**386,000.00**	**0.00**	**416,983.83**	**0.00**	**30,983.83**	**-8.03%**
Expense							
E01 - Personnel Expense	761,442.30	761,442.30	73,552.87	584,465.49	0.00	176,976.81	23.24%
E10 - Building & Grounds Exp	9,600.00	9,600.00	798.83	3,050.94	50.00	6,499.06	67.70%
E60 - Miscellaneous Expense	2,500.00	2,500.00	0.00	0.00	0.00	2,500.00	100.00%
Expense Total:	**773,542.30**	**773,542.30**	**74,351.70**	**587,516.43**	**50.00**	**185,975.87**	**24.04%**
Department: 0620 - Police - SRO Surplus (Deficit):	**-387,542.30**	**-387,542.30**	**-74,351.70**	**-170,532.60**	**-50.00**	**216,959.70**	**55.98%**
Department: 0630 - Police - K9							
Expense							
E30 - Supply Expense	1,800.00	1,800.00	249.31	1,703.86	185.62	-89.48	-4.97%
E40 - Operations Expense	5,500.00	5,500.00	0.00	3,807.09	-325.11	2,018.02	36.69%

Categor...	Original Total Budget	Current Total Budget	Period Activity	Fiscal Activity	Encumbrances	Variance Favorable (Unfavorable)	Percent Remaining
E55 - Professional Services	3,000.00	3,000.00	227.22	1,650.87	360.45	988.68	32.96%
Expense Total:	**10,300.00**	**10,300.00**	**476.53**	**7,161.82**	**220.96**	**2,917.22**	**28.32%**
Department: 0630 - Police - K9 Total:	**10,300.00**	**10,300.00**	**476.53**	**7,161.82**	**220.96**	**2,917.22**	**28.32%**
Fund: 001 - General Fund Surplus (Deficit):	**5.36**	**-272,242.65**	**-568,479.50**	**-181,613.06**	**-925,462.50**	**-834,832.91**	**-306.65%**
Fund: 002 - Sales Tax Fund							
Department: 0100 - Administration							
Revenue							
R10 - Taxes - Sales	6,647,600.00	6,647,600.00	585,353.57	4,478,200.24	0.00	-2,169,399.76	32.63%
Revenue Surplus (Deficit):	**6,647,600.00**	**6,647,600.00**	**585,353.57**	**4,478,200.24**	**0.00**	**-2,169,399.76**	**32.63%**
Expense							
E62 - Intergovernmental Tsfr	6,647,600.00	6,647,600.00	565,052.00	4,520,416.00	0.00	2,127,184.00	32.00%
Expense Total:	**6,647,600.00**	**6,647,600.00**	**565,052.00**	**4,520,416.00**	**0.00**	**2,127,184.00**	**32.00%**
Department: 0100 - Administration Surplus (Deficit):	**0.00**	**0.00**	**20,301.57**	**-42,215.76**	**0.00**	**-42,215.76**	**0.00%**
Fund: 002 - Sales Tax Fund Surplus (Deficit):	**0.00**	**0.00**	**20,301.57**	**-42,215.76**	**0.00**	**-42,215.76**	**0.00%**
Fund: 003 - Franchise Fees Fund							
Department: 0100 - Administration							
Revenue							
R50 - Sale of Services	1,341,000.00	1,341,000.00	185,923.79	1,153,918.62	0.00	-187,081.38	13.95%
Revenue Surplus (Deficit):	**1,341,000.00**	**1,341,000.00**	**185,923.79**	**1,153,918.62**	**0.00**	**-187,081.38**	**13.95%**
Expense							
E62 - Intergovernmental Tsfr	258,600.00	258,600.00	21,550.00	172,400.00	0.00	86,200.00	33.33%
Expense Total:	**258,600.00**	**258,600.00**	**21,550.00**	**172,400.00**	**0.00**	**86,200.00**	**33.33%**
Department: 0100 - Administration Surplus (Deficit):	**1,082,400.00**	**1,082,400.00**	**164,373.79**	**981,518.62**	**0.00**	**-100,881.38**	**9.32%**
Department: 0800 - Street							
Expense							
E62 - Intergovernmental Tsfr	1,082,128.76	1,082,128.76	89,270.77	719,642.24	153,545.00	208,941.52	19.31%
Expense Total:	**1,082,128.76**	**1,082,128.76**	**89,270.77**	**719,642.24**	**153,545.00**	**208,941.52**	**19.31%**
Department: 0800 - Street Total:	**1,082,128.76**	**1,082,128.76**	**89,270.77**	**719,642.24**	**153,545.00**	**208,941.52**	**19.31%**
Fund: 003 - Franchise Fees Fund Surplus (Deficit):	**271.24**	**271.24**	**75,103.02**	**261,876.38**	**-153,545.00**	**108,060.14**	**39,839.31%**
Fund: 005 - Designated Tax Fund							
Department: 0200 - Animal Control							
Revenue							
R10 - Taxes - Sales	678,062.00	678,062.00	58,535.36	447,820.02	0.00	-230,241.98	33.96%
Revenue Surplus (Deficit):	**678,062.00**	**678,062.00**	**58,535.36**	**447,820.02**	**0.00**	**-230,241.98**	**33.96%**

Categor...	Original Total Budget	Current Total Budget	Period Activity	Fiscal Activity	Encumbrances	Variance Favorable (Unfavorable)	Percent Remaining
Expense							
E62 - Intergovernmental Tsfr	678,062.00	678,062.00	56,505.00	452,040.00	0.00	226,022.00	33.33%
Expense Total:	**678,062.00**	**678,062.00**	**56,505.00**	**452,040.00**	**0.00**	**226,022.00**	**33.33%**
Department: 0200 - Animal Control Surplus (Deficit):	**0.00**	**0.00**	**2,030.36**	**-4,219.98**	**0.00**	**-4,219.98**	**0.00%**
Department: 0400 - Parks							
Revenue							
R10 - Taxes - Sales	678,062.00	678,062.00	58,535.36	447,820.02	0.00	-230,241.98	33.96%
Revenue Surplus (Deficit):	**678,062.00**	**678,062.00**	**58,535.36**	**447,820.02**	**0.00**	**-230,241.98**	**33.96%**
Expense							
E62 - Intergovernmental Tsfr	678,062.00	678,062.00	56,505.00	452,040.00	0.00	226,022.00	33.33%
Expense Total:	**678,062.00**	**678,062.00**	**56,505.00**	**452,040.00**	**0.00**	**226,022.00**	**33.33%**
Department: 0400 - Parks Surplus (Deficit):	**0.00**	**0.00**	**2,030.36**	**-4,219.98**	**0.00**	**-4,219.98**	**0.00%**
Department: 0500 - Fire							
Revenue							
R10 - Taxes - Sales	1,695,155.00	1,695,155.00	146,338.39	1,119,550.06	0.00	-575,604.94	33.96%
Revenue Surplus (Deficit):	**1,695,155.00**	**1,695,155.00**	**146,338.39**	**1,119,550.06**	**0.00**	**-575,604.94**	**33.96%**
Expense							
E62 - Intergovernmental Tsfr	1,695,155.00	1,695,155.00	141,263.00	1,130,104.00	0.00	565,051.00	33.33%
Expense Total:	**1,695,155.00**	**1,695,155.00**	**141,263.00**	**1,130,104.00**	**0.00**	**565,051.00**	**33.33%**
Department: 0500 - Fire Surplus (Deficit):	**0.00**	**0.00**	**5,075.39**	**-10,553.94**	**0.00**	**-10,553.94**	**0.00%**
Department: 0600 - Police							
Revenue							
R10 - Taxes - Sales	1,695,155.00	1,695,155.00	146,338.39	1,119,550.06	0.00	-575,604.94	33.96%
Revenue Surplus (Deficit):	**1,695,155.00**	**1,695,155.00**	**146,338.39**	**1,119,550.06**	**0.00**	**-575,604.94**	**33.96%**
Expense							
E62 - Intergovernmental Tsfr	1,695,155.00	1,695,155.00	141,263.00	1,130,104.00	0.00	565,051.00	33.33%
Expense Total:	**1,695,155.00**	**1,695,155.00**	**141,263.00**	**1,130,104.00**	**0.00**	**565,051.00**	**33.33%**
Department: 0600 - Police Surplus (Deficit):	**0.00**	**0.00**	**5,075.39**	**-10,553.94**	**0.00**	**-10,553.94**	**0.00%**
Department: 0800 - Street							
Revenue							
R10 - Taxes - Sales	2,034,860.00	2,034,860.00	175,606.07	1,343,460.08	0.00	-691,399.92	33.98%
Revenue Surplus (Deficit):	**2,034,860.00**	**2,034,860.00**	**175,606.07**	**1,343,460.08**	**0.00**	**-691,399.92**	**33.98%**
Expense							
E62 - Intergovernmental Tsfr	2,034,860.00	2,034,860.00	169,516.00	1,356,128.00	0.00	678,732.00	33.36%
Expense Total:	**2,034,860.00**	**2,034,860.00**	**169,516.00**	**1,356,128.00**	**0.00**	**678,732.00**	**33.36%**
Department: 0800 - Street Surplus (Deficit):	**0.00**	**0.00**	**6,090.07**	**-12,667.92**	**0.00**	**-12,667.92**	**0.00%**
Fund: 005 - Designated Tax Fund Surplus (Deficit):	**0.00**	**0.00**	**20,301.57**	**-42,215.76**	**0.00**	**-42,215.76**	**0.00%**

Categor...	Original Total Budget	Current Total Budget	Period Activity	Fiscal Activity	Encumbrances	Variance Favorable (Unfavorable)	Percent Remaining
Fund: 007 - Investment Account							
Department: 0100 - Administration							
Expense							
E62 - Intergovernmental Tsfr	0.00	0.00	0.00	1.32	0.00	-1.32	0.00%
Expense Total:	**0.00**	**0.00**	**0.00**	**1.32**	**0.00**	**-1.32**	**0.00%**
Department: 0100 - Administration Total:	**0.00**	**0.00**	**0.00**	**1.32**	**0.00**	**-1.32**	**0.00%**
Fund: 007 - Investment Account Total:	**0.00**	**0.00**	**0.00**	**1.32**	**0.00**	**-1.32**	**0.00%**
Fund: 020 - Animal Control Donation							
Department: 0200 - Animal Control							
Revenue							
R68 - Donation Revenue	2,500.00	2,500.00	0.00	0.00	0.00	-2,500.00	100.00%
Revenue Surplus (Deficit):	**2,500.00**	**2,500.00**	**0.00**	**0.00**	**0.00**	**-2,500.00**	**100.00%**
Expense							
E55 - Professional Services	2,500.00	2,500.00	0.00	589.08	0.00	1,910.92	76.44%
Expense Total:	**2,500.00**	**2,500.00**	**0.00**	**589.08**	**0.00**	**1,910.92**	**76.44%**
Department: 0200 - Animal Control Surplus (Deficit):	**0.00**	**0.00**	**0.00**	**-589.08**	**0.00**	**-589.08**	**0.00%**
Fund: 020 - Animal Control Donation Surplus (Deficit):	**0.00**	**0.00**	**0.00**	**-589.08**	**0.00**	**-589.08**	**0.00%**
Fund: 030 - Act 1256 of 1995 Court							
Department: 0300 - Court							
Revenue							
R40 - Fines & Forfeitures	401,250.00	401,250.00	32,084.09	298,284.75	0.00	-102,965.25	25.66%
Revenue Surplus (Deficit):	**401,250.00**	**401,250.00**	**32,084.09**	**298,284.75**	**0.00**	**-102,965.25**	**25.66%**
Expense							
E01 - Personnel Expense	5,200.00	5,200.00	394.84	3,158.72	0.00	2,041.28	39.26%
E40 - Operations Expense	396,050.00	396,050.00	31,689.25	295,126.03	0.00	100,923.97	25.48%
Expense Total:	**401,250.00**	**401,250.00**	**32,084.09**	**298,284.75**	**0.00**	**102,965.25**	**25.66%**
Department: 0300 - Court Surplus (Deficit):	**0.00**	**0.00**	**0.00**	**0.00**	**0.00**	**0.00**	**0.00%**
Fund: 030 - Act 1256 of 1995 Court Surplus (Deficit):	**0.00**	**0.00**	**0.00**	**0.00**	**0.00**	**0.00**	**0.00%**
Fund: 031 - Act 1809 of 2001 Court Auto							
Department: 0300 - Court							
Revenue							
R40 - Fines & Forfeitures	36,000.00	36,000.00	3,698.25	29,201.00	0.00	-6,799.00	18.89%
Revenue Surplus (Deficit):	**36,000.00**	**36,000.00**	**3,698.25**	**29,201.00**	**0.00**	**-6,799.00**	**18.89%**

Categor...	Original Total Budget	Current Total Budget	Period Activity	Fiscal Activity	Encumbrances	Variance Favorable (Unfavorable)	Percent Remaining
Expense							
E60 - Miscellaneous Expense	36,000.00	36,000.00	9,570.63	24,360.18	0.00	11,639.82	32.33%
Expense Total:	**36,000.00**	**36,000.00**	**9,570.63**	**24,360.18**	**0.00**	**11,639.82**	**32.33%**
Department: 0300 - Court Surplus (Deficit):	**0.00**	**0.00**	**-5,872.38**	**4,840.82**	**0.00**	**4,840.82**	**0.00%**
Fund: 031 - Act 1809 of 2001 Court Auto Surplus (Deficit):	**0.00**	**0.00**	**-5,872.38**	**4,840.82**	**0.00**	**4,840.82**	**0.00%**
Fund: 045 - Park 1/8 SalesTax O & M							
Department: 0400 - Parks							
Revenue							
R10 - Taxes - Sales	830,950.00	830,950.00	73,169.20	559,775.04	0.00	-271,174.96	32.63%
Revenue Surplus (Deficit):	**830,950.00**	**830,950.00**	**73,169.20**	**559,775.04**	**0.00**	**-271,174.96**	**32.63%**
Expense							
E62 - Intergovernmental Tsfr	830,950.00	830,950.00	70,631.00	565,048.00	0.00	265,902.00	32.00%
Expense Total:	**830,950.00**	**830,950.00**	**70,631.00**	**565,048.00**	**0.00**	**265,902.00**	**32.00%**
Department: 0400 - Parks Surplus (Deficit):	**0.00**	**0.00**	**2,538.20**	**-5,272.96**	**0.00**	**-5,272.96**	**0.00%**
Fund: 045 - Park 1/8 SalesTax O & M Surplus (Deficit):	**0.00**	**0.00**	**2,538.20**	**-5,272.96**	**0.00**	**-5,272.96**	**0.00%**
Fund: 051 - Act 833 of 1991 Fire							
Department: 0500 - Fire							
Revenue							
R15 - Taxes - Property	28,000.00	28,000.00	11,423.41	31,632.21	0.00	3,632.21	-12.97%
Revenue Surplus (Deficit):	**28,000.00**	**28,000.00**	**11,423.41**	**31,632.21**	**0.00**	**3,632.21**	**-12.97%**
Expense							
E40 - Operations Expense	28,000.00	28,000.00	0.00	3,123.00	0.00	24,877.00	88.85%
Expense Total:	**28,000.00**	**28,000.00**	**0.00**	**3,123.00**	**0.00**	**24,877.00**	**88.85%**
Department: 0500 - Fire Surplus (Deficit):	**0.00**	**0.00**	**11,423.41**	**28,509.21**	**0.00**	**28,509.21**	**0.00%**
Fund: 051 - Act 833 of 1991 Fire Surplus (Deficit):	**0.00**	**0.00**	**11,423.41**	**28,509.21**	**0.00**	**28,509.21**	**0.00%**
Fund: 055 - Fire 3/8 SalesTax							
Department: 0500 - Fire							
Revenue							
R10 - Taxes - Sales	2,492,850.00	2,492,850.00	219,507.59	1,679,325.08	0.00	-813,524.92	32.63%
Revenue Surplus (Deficit):	**2,492,850.00**	**2,492,850.00**	**219,507.59**	**1,679,325.08**	**0.00**	**-813,524.92**	**32.63%**
Expense							
E62 - Intergovernmental Tsfr	2,492,850.00	2,492,850.00	211,894.00	1,695,152.00	0.00	797,698.00	32.00%
Expense Total:	**2,492,850.00**	**2,492,850.00**	**211,894.00**	**1,695,152.00**	**0.00**	**797,698.00**	**32.00%**
Department: 0500 - Fire Surplus (Deficit):	**0.00**	**0.00**	**7,613.59**	**-15,826.92**	**0.00**	**-15,826.92**	**0.00%**
Fund: 055 - Fire 3/8 SalesTax Surplus (Deficit):	**0.00**	**0.00**	**7,613.59**	**-15,826.92**	**0.00**	**-15,826.92**	**0.00%**

Categor...	Original Total Budget	Current Total Budget	Period Activity	Fiscal Activity	Encumbrances	Variance Favorable (Unfavorable)	Percent Remaining
Fund: 061 - Act 918 of 1983 Police							
Department: 0600 - Police							
Revenue							
R40 - Fines & Forfeitures	15,000.00	15,000.00	1,342.64	10,741.12	0.00	-4,258.88	28.39%
Revenue Surplus (Deficit):	**15,000.00**	**15,000.00**	**1,342.64**	**10,741.12**	**0.00**	**-4,258.88**	**28.39%**
Expense							
E60 - Miscellaneous Expense	15,000.00	15,000.00	0.00	0.00	0.00	15,000.00	100.00%
Expense Total:	**15,000.00**	**15,000.00**	**0.00**	**0.00**	**0.00**	**15,000.00**	**100.00%**
Department: 0600 - Police Surplus (Deficit):	**0.00**	**0.00**	**1,342.64**	**10,741.12**	**0.00**	**10,741.12**	**0.00%**
Fund: 061 - Act 918 of 1983 Police Surplus (Deficit):	**0.00**	**0.00**	**1,342.64**	**10,741.12**	**0.00**	**10,741.12**	**0.00%**
Fund: 062 - Act 988 of 1991 Emerg Veh							
Department: 0600 - Police							
Revenue							
R40 - Fines & Forfeitures	12,000.00	12,000.00	524.50	7,200.40	0.00	-4,799.60	40.00%
Revenue Surplus (Deficit):	**12,000.00**	**12,000.00**	**524.50**	**7,200.40**	**0.00**	**-4,799.60**	**40.00%**
Expense							
E40 - Operations Expense	12,000.00	12,000.00	0.00	0.00	0.00	12,000.00	100.00%
Expense Total:	**12,000.00**	**12,000.00**	**0.00**	**0.00**	**0.00**	**12,000.00**	**100.00%**
Department: 0600 - Police Surplus (Deficit):	**0.00**	**0.00**	**524.50**	**7,200.40**	**0.00**	**7,200.40**	**0.00%**
Fund: 062 - Act 988 of 1991 Emerg Veh Surplus (Deficit):	**0.00**	**0.00**	**524.50**	**7,200.40**	**0.00**	**7,200.40**	**0.00%**
Fund: 068 - State Drug Control							
Department: 0600 - Police							
Revenue							
R40 - Fines & Forfeitures	2,500.00	2,500.00	0.00	1,908.00	0.00	-592.00	23.68%
Revenue Surplus (Deficit):	**2,500.00**	**2,500.00**	**0.00**	**1,908.00**	**0.00**	**-592.00**	**23.68%**
Expense							
E60 - Miscellaneous Expense	2,500.00	5,000.00	0.00	4,531.87	0.00	468.13	9.36%
Expense Total:	**2,500.00**	**5,000.00**	**0.00**	**4,531.87**	**0.00**	**468.13**	**9.36%**
Department: 0600 - Police Surplus (Deficit):	**0.00**	**-2,500.00**	**0.00**	**-2,623.87**	**0.00**	**-123.87**	**-4.95%**
Fund: 068 - State Drug Control Surplus (Deficit):	**0.00**	**-2,500.00**	**0.00**	**-2,623.87**	**0.00**	**-123.87**	**-4.95%**
Fund: 080 - Street Fund							
Department: 0140 - Stormwater							
Expense							
E01 - Personnel Expense	525,553.09	525,553.09	71,223.06	360,212.13	0.00	165,340.96	31.46%
E10 - Building & Grounds Exp	4,512.00	4,512.00	360.00	1,785.50	-225.00	2,951.50	65.41%
E20 - Vehicle Expense	27,020.00	27,020.00	1,001.19	7,189.78	3,073.53	16,756.69	62.02%
E30 - Supply Expense	25,400.00	25,400.00	2,227.94	6,571.42	0.00	18,828.58	74.13%
E40 - Operations Expense	13,200.00	13,200.00	0.00	8,840.21	0.00	4,359.79	33.03%

Categor...	Original Total Budget	Current Total Budget	Period Activity	Fiscal Activity	Encumbrances	Variance Favorable (Unfavorable)	Percent Remaining
E55 - Professional Services	41,000.00	41,000.00	0.00	19,701.65	7,000.00	14,298.35	34.87%
Expense Total:	**636,685.09**	**636,685.09**	**74,812.19**	**404,300.69**	**9,848.53**	**222,535.87**	**34.95%**
Department: 0140 - Stormwater Total:	**636,685.09**	**636,685.09**	**74,812.19**	**404,300.69**	**9,848.53**	**222,535.87**	**34.95%**
Department: 0800 - Street							
Revenue							
R15 - Taxes - Property	2,174,000.00	2,174,000.00	157,252.67	1,536,399.26	0.00	-637,600.74	29.33%
R60 - Miscellaneous Revenue	1,500.00	1,500.00	738.00	14,900.53	0.00	13,400.53	-893.37%
R62 - Intergovernmental Tsfrs	2,034,860.00	2,034,860.00	169,516.00	1,792,113.40	0.00	-242,746.60	11.93%
R66 - Sale of Equipment	0.00	20,900.00	0.00	20,900.00	0.00	0.00	0.00%
Revenue Surplus (Deficit):	**4,210,360.00**	**4,231,260.00**	**327,506.67**	**3,364,313.19**	**0.00**	**-866,946.81**	**20.49%**
Expense							
E01 - Personnel Expense	1,751,140.65	1,751,140.65	154,735.31	958,694.21	0.00	792,446.44	45.25%
E10 - Building & Grounds Exp	231,090.00	231,090.00	17,725.44	121,769.41	1,959.08	107,361.51	46.46%
E20 - Vehicle Expense	250,477.00	257,042.06	24,962.52	197,786.71	11,135.12	48,120.23	18.72%
E30 - Supply Expense	473,996.00	443,996.00	6,227.15	152,476.70	-3,989.86	295,509.16	66.56%
E40 - Operations Expense	96,000.00	96,000.00	8,498.50	46,070.84	618.88	49,310.28	51.36%
E55 - Professional Services	493,500.00	492,048.75	24,574.90	155,677.17	195,273.32	141,098.26	28.68%
E60 - Miscellaneous Expense	24,776.00	28,776.00	17,209.57	29,733.71	2,092.05	-3,049.76	-10.60%
E72 - Bond Expense	0.00	136,550.00	15,113.06	60,125.50	0.00	76,424.50	55.97%
E80 - Fixed Assets	250,017.00	-305,324.80	282,165.18	903,989.57	246,249.22	-1,455,563.59	476.73%
E85 - Interest Expense	0.00	30,700.00	3,461.83	14,174.06	0.00	16,525.94	53.83%
Expense Total:	**3,570,996.65**	**3,162,018.66**	**554,673.46**	**2,640,497.88**	**453,337.81**	**68,182.97**	**2.16%**
Department: 0800 - Street Surplus (Deficit):	**639,363.35**	**1,069,241.34**	**-227,166.79**	**723,815.31**	**-453,337.81**	**-798,763.84**	**74.70%**
Fund: 080 - Street Fund Surplus (Deficit):	**2,678.26**	**432,556.25**	**-301,978.98**	**319,514.62**	**-463,186.34**	**-576,227.97**	**133.21%**
Fund: 082 - Street Amend 78							
Department: 0800 - Street							
Revenue							
R10 - Taxes - Sales	0.00	0.00	0.00	1,000,000.00	0.00	1,000,000.00	0.00%
R85 - Interest Revenue	0.00	0.00	47.92	278.07	0.00	278.07	0.00%
Revenue Surplus (Deficit):	**0.00**	**0.00**	**47.92**	**1,000,278.07**	**0.00**	**1,000,278.07**	**0.00%**
Expense							
E62 - Intergovernmental Tsfr	0.00	0.00	0.00	435,985.40	0.00	-435,985.40	0.00%
Expense Total:	**0.00**	**0.00**	**0.00**	**435,985.40**	**0.00**	**-435,985.40**	**0.00%**
Department: 0800 - Street Surplus (Deficit):	**0.00**	**0.00**	**47.92**	**564,292.67**	**0.00**	**564,292.67**	**0.00%**
Fund: 082 - Street Amend 78 Surplus (Deficit):	**0.00**	**0.00**	**47.92**	**564,292.67**	**0.00**	**564,292.67**	**0.00%**

Categor...	Original Total Budget	Current Total Budget	Period Activity	Fiscal Activity	Encumbrances	Variance Favorable (Unfavorable)	Percent Remaining
Fund: 090 - Long Term Governmental Capital Asset Fund							
Department: 0110 - Information Technology							
Expense							
E80 - Fixed Assets	0.00	0.00	0.00	-147,686.17	0.00	147,686.17	0.00%
Expense Total:	**0.00**	**0.00**	**0.00**	**-147,686.17**	**0.00**	**147,686.17**	**0.00%**
Department: 0110 - Information Technology Total:	**0.00**	**0.00**	**0.00**	**-147,686.17**	**0.00**	**147,686.17**	**0.00%**
Department: 0200 - Animal Control							
Expense							
E80 - Fixed Assets	0.00	0.00	-1,000.00	-38,867.00	0.00	38,867.00	0.00%
Expense Total:	**0.00**	**0.00**	**-1,000.00**	**-38,867.00**	**0.00**	**38,867.00**	**0.00%**
Department: 0200 - Animal Control Total:	**0.00**	**0.00**	**-1,000.00**	**-38,867.00**	**0.00**	**38,867.00**	**0.00%**
Department: 0400 - Parks							
Expense							
E80 - Fixed Assets	0.00	0.00	0.00	-16,460.86	0.00	16,460.86	0.00%
Expense Total:	**0.00**	**0.00**	**0.00**	**-16,460.86**	**0.00**	**16,460.86**	**0.00%**
Department: 0400 - Parks Total:	**0.00**	**0.00**	**0.00**	**-16,460.86**	**0.00**	**16,460.86**	**0.00%**
Department: 0410 - Parks - Mills Park & Pool							
Expense							
E80 - Fixed Assets	0.00	0.00	-2,431.25	-8,279.48	0.00	8,279.48	0.00%
Expense Total:	**0.00**	**0.00**	**-2,431.25**	**-8,279.48**	**0.00**	**8,279.48**	**0.00%**
Department: 0410 - Parks - Mills Park & Pool Total:	**0.00**	**0.00**	**-2,431.25**	**-8,279.48**	**0.00**	**8,279.48**	**0.00%**
Department: 0420 - Parks - Midland							
Expense							
E80 - Fixed Assets	0.00	0.00	0.00	-34,727.75	0.00	34,727.75	0.00%
Expense Total:	**0.00**	**0.00**	**0.00**	**-34,727.75**	**0.00**	**34,727.75**	**0.00%**
Department: 0420 - Parks - Midland Total:	**0.00**	**0.00**	**0.00**	**-34,727.75**	**0.00**	**34,727.75**	**0.00%**
Department: 0430 - Parks - Bishop							
Expense							
E80 - Fixed Assets	0.00	0.00	-13,001.51	-94,638.64	0.00	94,638.64	0.00%
Expense Total:	**0.00**	**0.00**	**-13,001.51**	**-94,638.64**	**0.00**	**94,638.64**	**0.00%**
Department: 0430 - Parks - Bishop Total:	**0.00**	**0.00**	**-13,001.51**	**-94,638.64**	**0.00**	**94,638.64**	**0.00%**
Department: 0450 - Parks - Ashley							
Expense							
E80 - Fixed Assets	0.00	0.00	0.00	-8,738.00	0.00	8,738.00	0.00%
Expense Total:	**0.00**	**0.00**	**0.00**	**-8,738.00**	**0.00**	**8,738.00**	**0.00%**
Department: 0450 - Parks - Ashley Total:	**0.00**	**0.00**	**0.00**	**-8,738.00**	**0.00**	**8,738.00**	**0.00%**

Categor...	Original Total Budget	Current Total Budget	Period Activity	Fiscal Activity	Encumbrances	Variance Favorable (Unfavorable)	Percent Remaining
Department: 0500 - Fire							
Expense							
E80 - Fixed Assets	0.00	0.00	0.00	-10,865.29	0.00	10,865.29	0.00%
Expense Total:	**0.00**	**0.00**	**0.00**	**-10,865.29**	**0.00**	**10,865.29**	**0.00%**
Department: 0500 - Fire Total:	**0.00**	**0.00**	**0.00**	**-10,865.29**	**0.00**	**10,865.29**	**0.00%**
Department: 0600 - Police							
Expense							
E80 - Fixed Assets	0.00	0.00	-7,018.28	-67,025.98	0.00	67,025.98	0.00%
E85 - Interest Expense	0.00	0.00	0.00	-58,700.00	0.00	58,700.00	0.00%
Expense Total:	**0.00**	**0.00**	**-7,018.28**	**-125,725.98**	**0.00**	**125,725.98**	**0.00%**
Department: 0600 - Police Total:	**0.00**	**0.00**	**-7,018.28**	**-125,725.98**	**0.00**	**125,725.98**	**0.00%**
Department: 0800 - Street							
Expense							
E80 - Fixed Assets	0.00	0.00	-51,006.50	-1,034,159.30	0.00	1,034,159.30	0.00%
E85 - Interest Expense	0.00	0.00	0.00	-50,000.00	0.00	50,000.00	0.00%
Expense Total:	**0.00**	**0.00**	**-51,006.50**	**-1,084,159.30**	**0.00**	**1,084,159.30**	**0.00%**
Department: 0800 - Street Total:	**0.00**	**0.00**	**-51,006.50**	**-1,084,159.30**	**0.00**	**1,084,159.30**	**0.00%**
Fund: 090 - Long Term Governmental Capital Asset Fund Total:	**0.00**	**0.00**	**-74,457.54**	**-1,570,148.47**	**0.00**	**1,570,148.47**	**0.00%**
Fund: 110 - Special Redemp - 2016 Bond							
Department: 0000 - Administration							
Expense							
E72 - Bond Expense	0.00	0.00	0.00	1,300,000.00	0.00	-1,300,000.00	0.00%
Expense Total:	**0.00**	**0.00**	**0.00**	**1,300,000.00**	**0.00**	**-1,300,000.00**	**0.00%**
Department: 0000 - Administration Total:	**0.00**	**0.00**	**0.00**	**1,300,000.00**	**0.00**	**-1,300,000.00**	**0.00%**
Department: 0100 - Administration							
Revenue							
R62 - Intergovernmental Tsfrs	30,000.00	30,000.00	2,656.92	1,303,320.08	0.00	1,273,320.08	-4,244.40%
R85 - Interest Revenue	0.00	0.00	30.94	4,339.39	0.00	4,339.39	0.00%
Revenue Surplus (Deficit):	**30,000.00**	**30,000.00**	**2,687.86**	**1,307,659.47**	**0.00**	**1,277,659.47**	**-4,258.86%**
Department: 0100 - Administration Surplus (Deficit):	**30,000.00**	**30,000.00**	**2,687.86**	**1,307,659.47**	**0.00**	**1,277,659.47**	**-4,258.86%**
Fund: 110 - Special Redemp - 2016 Bond Surplus (Deficit):	**30,000.00**	**30,000.00**	**2,687.86**	**7,659.47**	**0.00**	**-22,340.53**	**74.47%**
Fund: 113 - Debt Service Reserve Fund							
Department: 0100 - Administration							
Revenue							
R85 - Interest Revenue	30,000.00	30,000.00	2,656.92	21,155.06	0.00	-8,844.94	29.48%
Revenue Surplus (Deficit):	**30,000.00**	**30,000.00**	**2,656.92**	**21,155.06**	**0.00**	**-8,844.94**	**29.48%**

Categor...	Original Total Budget	Current Total Budget	Period Activity	Fiscal Activity	Encumbrances	Variance Favorable (Unfavorable)	Percent Remaining
Expense							
E62 - Intergovernmental Tsfr	30,000.00	30,000.00	2,656.92	21,155.06	0.00	8,844.94	29.48%
Expense Total:	**30,000.00**	**30,000.00**	**2,656.92**	**21,155.06**	**0.00**	**8,844.94**	**29.48%**
Department: 0100 - Administration Surplus (Deficit):	**0.00**	**0.00**	**0.00**	**0.00**	**0.00**	**0.00**	**0.00%**
Fund: 113 - Debt Service Reserve Fund Surplus (Deficit):	**0.00**	**0.00**	**0.00**	**0.00**	**0.00**	**0.00**	**0.00%**
Fund: 114 - 2016 Bond Fund							
Department: 0000 - Administration							
Expense							
E72 - Bond Expense	1,673,475.00	1,673,475.00	0.00	950.00	0.00	1,672,525.00	99.94%
E85 - Interest Expense	1,672,525.00	1,672,525.00	0.00	222,153.13	0.00	1,450,371.87	86.72%
Expense Total:	**3,346,000.00**	**3,346,000.00**	**0.00**	**223,103.13**	**0.00**	**3,122,896.87**	**93.33%**
Department: 0000 - Administration Total:	**3,346,000.00**	**3,346,000.00**	**0.00**	**223,103.13**	**0.00**	**3,122,896.87**	**93.33%**
Department: 0100 - Administration							
Revenue							
R10 - Taxes - Sales	3,390,310.00	3,390,310.00	292,676.79	2,239,100.13	0.00	-1,151,209.87	33.96%
Revenue Surplus (Deficit):	**3,390,310.00**	**3,390,310.00**	**292,676.79**	**2,239,100.13**	**0.00**	**-1,151,209.87**	**33.96%**
Department: 0100 - Administration Surplus (Deficit):	**3,390,310.00**	**3,390,310.00**	**292,676.79**	**2,239,100.13**	**0.00**	**-1,151,209.87**	**33.96%**
Department: 0400 - Parks							
Revenue							
R85 - Interest Revenue	50,000.00	50,000.00	4,176.91	33,088.17	0.00	-16,911.83	33.82%
Revenue Surplus (Deficit):	**50,000.00**	**50,000.00**	**4,176.91**	**33,088.17**	**0.00**	**-16,911.83**	**33.82%**
Expense							
E62 - Intergovernmental Tsfr	0.00	0.00	0.00	1,282,164.82	0.00	-1,282,164.82	0.00%
Expense Total:	**0.00**	**0.00**	**0.00**	**1,282,164.82**	**0.00**	**-1,282,164.82**	**0.00%**
Department: 0400 - Parks Surplus (Deficit):	**50,000.00**	**50,000.00**	**4,176.91**	**-1,249,076.65**	**0.00**	**-1,299,076.65**	**2,598.15%**
Fund: 114 - 2016 Bond Fund Surplus (Deficit):	**94,310.00**	**94,310.00**	**296,853.70**	**766,920.35**	**0.00**	**672,610.35**	**-713.19%**
Fund: 182 - 2023 Improvement Revenue Bond Fund							
Department: 0800 - Street							
Revenue							
R62 - Intergovernmental Tsfrs	554,877.00	554,877.00	50,924.32	338,768.83	0.00	-216,108.17	38.95%
R85 - Interest Revenue	5,000.00	5,000.00	891.31	5,281.81	0.00	281.81	-5.64%
Revenue Surplus (Deficit):	**559,877.00**	**559,877.00**	**51,815.63**	**344,050.64**	**0.00**	**-215,826.36**	**38.55%**
Expense							
E72 - Bond Expense	0.00	72,500.00	222,080.00	294,580.00	0.00	-222,080.00	-306.32%

Categor...	Original Total Budget	Current Total Budget	Period Activity	Fiscal Activity	Encumbrances	Variance Favorable (Unfavorable)	Percent Remaining
E85 - Interest Expense	300,000.00	300,000.00	0.00	223,130.00	0.00	76,870.00	25.62%
Expense Total:	**300,000.00**	**372,500.00**	**222,080.00**	**517,710.00**	**0.00**	**-145,210.00**	**-38.98%**
Department: 0800 - Street Surplus (Deficit):	**259,877.00**	**187,377.00**	**-170,264.37**	**-173,659.36**	**0.00**	**-361,036.36**	**192.68%**
Fund: 182 - 2023 Improvement Revenue Bond Fund Surplus (Deficit):	**259,877.00**	**187,377.00**	**-170,264.37**	**-173,659.36**	**0.00**	**-361,036.36**	**192.68%**
Fund: 183 - 2023 Street Bond DSR							
Department: 0800 - Street							
Revenue							
R85 - Interest Revenue	22,000.00	22,000.00	2,143.45	16,967.14	0.00	-5,032.86	22.88%
Revenue Surplus (Deficit):	**22,000.00**	**22,000.00**	**2,143.45**	**16,967.14**	**0.00**	**-5,032.86**	**22.88%**
Expense							
E62 - Intergovernmental Tsfr	33,000.00	33,000.00	12,538.07	27,216.63	0.00	5,783.37	17.53%
Expense Total:	**33,000.00**	**33,000.00**	**12,538.07**	**27,216.63**	**0.00**	**5,783.37**	**17.53%**
Department: 0800 - Street Surplus (Deficit):	**-11,000.00**	**-11,000.00**	**-10,394.62**	**-10,249.49**	**0.00**	**750.51**	**6.82%**
Fund: 183 - 2023 Street Bond DSR Surplus (Deficit):	**-11,000.00**	**-11,000.00**	**-10,394.62**	**-10,249.49**	**0.00**	**750.51**	**6.82%**
Fund: 185 - Street Bond 2016 DS							
Department: 0800 - Street							
Revenue							
R62 - Intergovernmental Tsfrs	636,444.00	637,944.00	50,884.52	409,325.28	0.00	-228,618.72	35.84%
R85 - Interest Revenue	5,000.00	5,000.00	1,025.27	7,353.17	0.00	2,353.17	-47.06%
Revenue Surplus (Deficit):	**641,444.00**	**642,944.00**	**51,909.79**	**416,678.45**	**0.00**	**-226,265.55**	**35.19%**
Expense							
E72 - Bond Expense	638,000.00	638,000.00	123,155.21	637,585.40	0.00	414.60	0.06%
Expense Total:	**638,000.00**	**638,000.00**	**123,155.21**	**637,585.40**	**0.00**	**414.60**	**0.06%**
Department: 0800 - Street Surplus (Deficit):	**3,444.00**	**4,944.00**	**-71,245.42**	**-220,906.95**	**0.00**	**-225,850.95**	**4,568.18%**
Fund: 185 - Street Bond 2016 DS Surplus (Deficit):	**3,444.00**	**4,944.00**	**-71,245.42**	**-220,906.95**	**0.00**	**-225,850.95**	**4,568.18%**
Fund: 186 - Street Bond 2016 DSR							
Department: 0800 - Street							
Revenue							
R85 - Interest Revenue	10,000.00	10,000.00	1,179.76	9,271.84	0.00	-728.16	7.28%
Revenue Surplus (Deficit):	**10,000.00**	**10,000.00**	**1,179.76**	**9,271.84**	**0.00**	**-728.16**	**7.28%**
Expense							
E62 - Intergovernmental Tsfr	0.00	1,500.00	0.00	1,235.24	0.00	264.76	17.65%
Expense Total:	**0.00**	**1,500.00**	**0.00**	**1,235.24**	**0.00**	**264.76**	**17.65%**
Department: 0800 - Street Surplus (Deficit):	**10,000.00**	**8,500.00**	**1,179.76**	**8,036.60**	**0.00**	**-463.40**	**5.45%**
Fund: 186 - Street Bond 2016 DSR Surplus (Deficit):	**10,000.00**	**8,500.00**	**1,179.76**	**8,036.60**	**0.00**	**-463.40**	**5.45%**

Categor...	Original Total Budget	Current Total Budget	Period Activity	Fiscal Activity	Encumbrances	Variance Favorable (Unfavorable)	Percent Remaining
Fund: 188 - 2023 Improvement Fund							
Department: 0800 - Street							
Revenue							
R85 - Interest Revenue	0.00	0.00	4,526.04	42,823.49	0.00	42,823.49	0.00%
Revenue Surplus (Deficit):	**0.00**	**0.00**	**4,526.04**	**42,823.49**	**0.00**	**42,823.49**	**0.00%**
Expense							
E90 - Construction Projects	1,700,000.00	1,700,000.00	2,822.38	604,422.39	0.00	1,095,577.61	64.45%
Expense Total:	**1,700,000.00**	**1,700,000.00**	**2,822.38**	**604,422.39**	**0.00**	**1,095,577.61**	**64.45%**
Department: 0800 - Street Surplus (Deficit):	**-1,700,000.00**	**-1,700,000.00**	**1,703.66**	**-561,598.90**	**0.00**	**1,138,401.10**	**66.96%**
Fund: 188 - 2023 Improvement Fund Surplus (Deficit):	**-1,700,000.00**	**-1,700,000.00**	**1,703.66**	**-561,598.90**	**0.00**	**1,138,401.10**	**66.96%**
Fund: 500 - Water Fund							
Department: 0000 - Administration							
Expense							
E55 - Professional Services	0.00	160,000.00	317.21	192,488.50	0.00	-32,488.50	-20.31%
Expense Total:	**0.00**	**160,000.00**	**317.21**	**192,488.50**	**0.00**	**-32,488.50**	**-20.31%**
Department: 0000 - Administration Total:	**0.00**	**160,000.00**	**317.21**	**192,488.50**	**0.00**	**-32,488.50**	**-20.31%**
Department: 0900 - Water							
Revenue							
R50 - Sale of Services	4,638,785.00	4,638,785.00	476,840.67	3,280,205.92	-3,800.00	-1,362,379.08	29.37%
R60 - Miscellaneous Revenue	5,000.00	5,000.00	90,040.43	90,337.60	0.00	85,337.60	-1,706.75%
R62 - Intergovernmental Tsfrs	724,500.00	724,500.00	0.00	0.00	0.00	-724,500.00	100.00%
R64 - Reimbursement	50,000.00	50,000.00	16,249.34	55,723.57	0.00	5,723.57	-11.45%
Revenue Surplus (Deficit):	**5,418,285.00**	**5,418,285.00**	**583,130.44**	**3,426,267.09**	**-3,800.00**	**-1,995,817.91**	**36.83%**
Expense							
E01 - Personnel Expense	1,633,048.63	1,633,048.63	164,071.21	1,013,662.28	-160.20	619,546.55	37.94%
E10 - Building & Grounds Exp	141,024.00	141,034.78	8,368.71	58,780.64	1,851.61	80,402.53	57.01%
E20 - Vehicle Expense	113,781.00	113,781.00	22,295.99	81,638.77	5,353.53	26,788.70	23.54%
E30 - Supply Expense	1,607,500.00	1,870,500.00	173,455.62	1,386,177.30	525,088.61	-40,765.91	-2.18%
E40 - Operations Expense	503,200.00	503,200.00	40,340.29	343,346.91	2,271.40	157,581.69	31.32%
E55 - Professional Services	287,650.00	308,721.87	24,656.51	88,977.44	13,784.83	205,959.60	66.71%
E60 - Miscellaneous Expense	36,534.00	68,734.00	24,071.08	42,312.88	21,899.43	4,521.69	6.58%
E62 - Intergovernmental Tsfr	187,500.00	187,500.00	20,674.73	141,853.08	0.00	45,646.92	24.35%
E72 - Bond Expense	43,002.00	43,002.00	2,861.13	23,456.72	0.00	19,545.28	45.45%
E80 - Fixed Assets	832,001.00	1,367,094.67	272,307.89	497,169.39	1,602,208.43	-732,283.15	-53.56%
E85 - Interest Expense	67,454.50	67,454.50	5,567.98	67,942.95	5,914.68	-6,403.13	-9.49%
Expense Total:	**5,452,695.13**	**6,304,071.45**	**758,671.14**	**3,745,318.36**	**2,178,212.32**	**380,540.77**	**6.04%**
Department: 0900 - Water Surplus (Deficit):	**-34,410.13**	**-885,786.45**	**-175,540.70**	**-319,051.27**	**-2,182,012.32**	**-1,615,277.14**	**-182.36%**

Categor...	Original Total Budget	Current Total Budget	Period Activity	Fiscal Activity	Encumbrances	Variance Favorable (Unfavorable)	Percent Remaining
Department: 0950 - Wastewater							
Revenue							
R50 - Sale of Services	5,790,000.00	5,790,000.00	547,386.45	4,057,055.61	0.00	-1,732,944.39	29.93%
R60 - Miscellaneous Revenue	50,000.00	50,000.00	0.00	0.00	0.00	-50,000.00	100.00%
Revenue Surplus (Deficit):	**5,840,000.00**	**5,840,000.00**	**547,386.45**	**4,057,055.61**	**0.00**	**-1,782,944.39**	**30.53%**
Expense							
E62 - Intergovernmental Tsfr	5,840,000.00	5,840,000.00	547,386.45	4,057,055.61	0.00	1,782,944.39	30.53%
Expense Total:	**5,840,000.00**	**5,840,000.00**	**547,386.45**	**4,057,055.61**	**0.00**	**1,782,944.39**	**30.53%**
Department: 0950 - Wastewater Surplus (Deficit):	**0.00**	**0.00**	**0.00**	**0.00**	**0.00**	**0.00**	**0.00%**
Fund: 500 - Water Fund Surplus (Deficit):	**-34,410.13**	**-1,045,786.45**	**-175,857.91**	**-511,539.77**	**-2,182,012.32**	**-1,647,765.64**	**-157.56%**
Fund: 510 - Wastewater Fund							
Department: 0950 - Wastewater							
Revenue							
R60 - Miscellaneous Revenue	3,675.00	0.00	0.00	0.00	0.00	0.00	0.00%
R62 - Intergovernmental Tsfrs	6,859,500.00	6,889,500.00	547,386.45	4,660,467.62	0.00	-2,229,032.38	32.35%
R64 - Reimbursement	50,000.00	50,000.00	16,249.35	55,723.58	0.00	5,723.58	-11.45%
Revenue Surplus (Deficit):	**6,913,175.00**	**6,939,500.00**	**563,635.80**	**4,716,191.20**	**0.00**	**-2,223,308.80**	**32.04%**
Expense							
E01 - Personnel Expense	2,463,233.86	2,363,233.86	256,417.15	1,482,261.77	57.46	880,914.63	37.28%
E10 - Building & Grounds Exp	726,208.00	726,218.78	59,208.60	419,929.48	3,454.95	302,834.35	41.70%
E20 - Vehicle Expense	253,769.00	253,769.00	22,728.97	138,574.01	7,625.53	107,569.46	42.39%
E30 - Supply Expense	870,000.00	870,000.00	60,901.20	430,754.83	17,386.55	421,858.62	48.49%
E40 - Operations Expense	89,200.00	89,200.00	5,965.99	55,274.87	71.40	33,853.73	37.95%
E55 - Professional Services	245,150.00	351,221.88	20,143.44	196,680.10	99,605.10	54,936.68	15.64%
E60 - Miscellaneous Expense	49,534.00	82,734.00	25,027.75	46,122.62	34,655.62	1,955.76	2.36%
E62 - Intergovernmental Tsfr	289,500.00	289,500.00	27,369.32	202,852.78	0.00	86,647.22	29.93%
E72 - Bond Expense	49,000.00	49,000.00	3,891.23	31,863.76	0.00	17,136.24	34.97%
E80 - Fixed Assets	1,813,015.00	1,558,618.41	63,462.08	658,978.59	2,840,747.74	-1,941,107.92	-124.54%
E85 - Interest Expense	89,915.00	89,915.00	6,809.24	-1,808.53	10,564.46	81,159.07	90.26%
Expense Total:	**6,938,524.86**	**6,723,410.93**	**551,924.97**	**3,661,484.28**	**3,014,168.81**	**47,757.84**	**0.71%**
Department: 0950 - Wastewater Surplus (Deficit):	**-25,349.86**	**216,089.07**	**11,710.83**	**1,054,706.92**	**-3,014,168.81**	**-2,175,550.96**	**1,006.78%**
Fund: 510 - Wastewater Fund Surplus (Deficit):	**-25,349.86**	**216,089.07**	**11,710.83**	**1,054,706.92**	**-3,014,168.81**	**-2,175,550.96**	**1,006.78%**
Fund: 515 - Stormwater Utility Fund							
Department: 0140 - Stormwater							
Revenue							
R20 - Licenses Permits & Fees	20,000.00	20,000.00	2,050.00	11,700.00	0.00	-8,300.00	41.50%
R50 - Sale of Services	304,800.00	304,800.00	26,048.80	207,513.58	0.00	-97,286.42	31.92%
Revenue Surplus (Deficit):	**324,800.00**	**324,800.00**	**28,098.80**	**219,213.58**	**0.00**	**-105,586.42**	**32.51%**

Categor...	Original Total Budget	Current Total Budget	Period Activity	Fiscal Activity	Encumbrances	Variance Favorable (Unfavorable)	Percent Remaining
Expense							
E80 - Fixed Assets	1.00	912,710.25	131,818.50	131,818.50	820,458.35	-39,566.60	-4.34%
Expense Total:	**1.00**	**912,710.25**	**131,818.50**	**131,818.50**	**820,458.35**	**-39,566.60**	**-4.34%**
Department: 0140 - Stormwater Surplus (Deficit):	**324,799.00**	**-587,910.25**	**-103,719.70**	**87,395.08**	**-820,458.35**	**-145,153.02**	**-24.69%**
Fund: 515 - Stormwater Utility Fund Surplus (Deficit):	**324,799.00**	**-587,910.25**	**-103,719.70**	**87,395.08**	**-820,458.35**	**-145,153.02**	**-24.69%**
Fund: 525 - Depreciation - WW							
Department: 0900 - Water							
Expense							
E62 - Intergovernmental Tsfr	187,500.00	187,500.00	0.00	0.00	0.00	187,500.00	100.00%
Expense Total:	**187,500.00**	**187,500.00**	**0.00**	**0.00**	**0.00**	**187,500.00**	**100.00%**
Department: 0900 - Water Total:	**187,500.00**	**187,500.00**	**0.00**	**0.00**	**0.00**	**187,500.00**	**100.00%**
Department: 0950 - Wastewater							
Revenue							
R62 - Intergovernmental Tsfrs	477,000.00	477,000.00	48,044.05	344,705.86	0.00	-132,294.14	27.73%
Revenue Surplus (Deficit):	**477,000.00**	**477,000.00**	**48,044.05**	**344,705.86**	**0.00**	**-132,294.14**	**27.73%**
Expense							
E62 - Intergovernmental Tsfr	289,500.00	319,500.00	0.00	0.00	0.00	319,500.00	100.00%
Expense Total:	**289,500.00**	**319,500.00**	**0.00**	**0.00**	**0.00**	**319,500.00**	**100.00%**
Department: 0950 - Wastewater Surplus (Deficit):	**187,500.00**	**157,500.00**	**48,044.05**	**344,705.86**	**0.00**	**187,205.86**	**-118.86%**
Fund: 525 - Depreciation - WW Surplus (Deficit):	**0.00**	**-30,000.00**	**48,044.05**	**344,705.86**	**0.00**	**374,705.86**	**1,249.02%**
Fund: 550 - Impact - Water							
Department: 0900 - Water							
Revenue							
R20 - Licenses Permits & Fees	35,000.00	35,000.00	3,000.00	32,714.00	0.00	-2,286.00	6.53%
Revenue Surplus (Deficit):	**35,000.00**	**35,000.00**	**3,000.00**	**32,714.00**	**0.00**	**-2,286.00**	**6.53%**
Expense							
E62 - Intergovernmental Tsfr	50,000.00	50,000.00	0.00	0.00	0.00	50,000.00	100.00%
Expense Total:	**50,000.00**	**50,000.00**	**0.00**	**0.00**	**0.00**	**50,000.00**	**100.00%**
Department: 0900 - Water Surplus (Deficit):	**-15,000.00**	**-15,000.00**	**3,000.00**	**32,714.00**	**0.00**	**47,714.00**	**318.09%**
Fund: 550 - Impact - Water Surplus (Deficit):	**-15,000.00**	**-15,000.00**	**3,000.00**	**32,714.00**	**0.00**	**47,714.00**	**318.09%**

Categor...	Original Total Budget	Current Total Budget	Period Activity	Fiscal Activity	Encumbrances	Variance Favorable (Unfavorable)	Percent Remaining
Fund: 555 - Impact - WW							
Department: 0950 - Wastewater							
Revenue							
R20 - Licenses Permits & Fees	50,000.00	50,000.00	10,700.00	46,900.00	0.00	-3,100.00	6.20%
Revenue Surplus (Deficit):	**50,000.00**	**50,000.00**	**10,700.00**	**46,900.00**	**0.00**	**-3,100.00**	**6.20%**
Department: 0950 - Wastewater Surplus (Deficit):	**50,000.00**	**50,000.00**	**10,700.00**	**46,900.00**	**0.00**	**-3,100.00**	**6.20%**
Fund: 555 - Impact - WW Surplus (Deficit):	**50,000.00**	**50,000.00**	**10,700.00**	**46,900.00**	**0.00**	**-3,100.00**	**6.20%**
Fund: 604 - W/WW Ref Rev 2017 Bd Fr							
Department: 0000 - Administration							
Revenue							
R62 - Intergovernmental Tsfrs	50,000.00	50,000.00	20,052.61	160,420.88	0.00	110,420.88	-220.84%
R85 - Interest Revenue	2,000.00	2,000.00	538.08	3,057.48	0.00	1,057.48	-52.87%
Revenue Surplus (Deficit):	**52,000.00**	**52,000.00**	**20,590.69**	**163,478.36**	**0.00**	**111,478.36**	**-214.38%**
Expense							
E62 - Intergovernmental Tsfr	50,000.00	50,000.00	0.00	41,815.63	0.00	8,184.37	16.37%
E72 - Bond Expense	2,000.00	2,000.00	166.67	1,333.36	0.00	666.64	33.33%
Expense Total:	**52,000.00**	**52,000.00**	**166.67**	**43,148.99**	**0.00**	**8,851.01**	**17.02%**
Department: 0000 - Administration Surplus (Deficit):	**0.00**	**0.00**	**20,424.02**	**120,329.37**	**0.00**	**120,329.37**	**0.00%**
Fund: 604 - W/WW Ref Rev 2017 Bd Fr Surplus (Deficit):	**0.00**	**0.00**	**20,424.02**	**120,329.37**	**0.00**	**120,329.37**	**0.00%**
Fund: 606 - W/WW Ref Rev Bonds 2017 DSR							
Department: 0000 - Administration							
Revenue							
R85 - Interest Revenue	0.00	0.00	956.28	7,533.23	0.00	7,533.23	0.00%
Revenue Surplus (Deficit):	**0.00**	**0.00**	**956.28**	**7,533.23**	**0.00**	**7,533.23**	**0.00%**
Department: 0000 - Administration Surplus (Deficit):	**0.00**	**0.00**	**956.28**	**7,533.23**	**0.00**	**7,533.23**	**0.00%**
Fund: 606 - W/WW Ref Rev Bonds 2017 DSR Surplus (Deficit):	**0.00**	**0.00**	**956.28**	**7,533.23**	**0.00**	**7,533.23**	**0.00%**
Fund: 620 - 10/2023 Infrastrure Fee W/WW							
Department: 0900 - Water							
Expense							
E62 - Intergovernmental Tsfr	1,267,000.00	1,267,000.00	0.00	603,412.01	0.00	663,587.99	52.37%
Expense Total:	**1,267,000.00**	**1,267,000.00**	**0.00**	**603,412.01**	**0.00**	**663,587.99**	**52.37%**
Department: 0900 - Water Total:	**1,267,000.00**	**1,267,000.00**	**0.00**	**603,412.01**	**0.00**	**663,587.99**	**52.37%**

Categor...	Original Total Budget	Current Total Budget	Period Activity	Fiscal Activity	Encumbrances	Variance Favorable (Unfavorable)	Percent Remaining
Department: 0950 - Wastewater							
Revenue							
R50 - Sale of Services	1,980,000.00	1,980,000.00	171,465.00	1,353,016.27	0.00	-626,983.73	31.67%
Revenue Surplus (Deficit):	**1,980,000.00**	**1,980,000.00**	**171,465.00**	**1,353,016.27**	**0.00**	**-626,983.73**	**31.67%**
Department: 0950 - Wastewater Surplus (Deficit):	**1,980,000.00**	**1,980,000.00**	**171,465.00**	**1,353,016.27**	**0.00**	**-626,983.73**	**31.67%**
Fund: 620 - 10/2023 Infrastrure Fee W/WW Surplus (Deficit):	**713,000.00**	**713,000.00**	**171,465.00**	**749,604.26**	**0.00**	**36,604.26**	**-5.13%**
Report Surplus (Deficit):	**-297,375.13**	**-1,927,391.79**	**-625,433.76**	**4,225,315.63**	**-7,558,833.32**	**-1,406,125.90**	**-72.95%**

Fund Summary

Fund	Original Total Budget	Current Total Budget	Period Activity	Fiscal Activity	Encumbrances	Variance Favorable (Unfavorable)
001 - General Fund	5.36	-272,242.65	-568,479.50	-181,613.06	-925,462.50	-834,832.91
002 - Sales Tax Fund	0.00	0.00	20,301.57	-42,215.76	0.00	-42,215.76
003 - Franchise Fees Fund	271.24	271.24	75,103.02	261,876.38	-153,545.00	108,060.14
005 - Designated Tax Fund	0.00	0.00	20,301.57	-42,215.76	0.00	-42,215.76
007 - Investment Account	0.00	0.00	0.00	-1.32	0.00	-1.32
020 - Animal Control Donation	0.00	0.00	0.00	-589.08	0.00	-589.08
030 - Act 1256 of 1995 Court	0.00	0.00	0.00	0.00	0.00	0.00
031 - Act 1809 of 2001 Court Aut	0.00	0.00	-5,872.38	4,840.82	0.00	4,840.82
045 - Park 1/8 SalesTax O & M	0.00	0.00	2,538.20	-5,272.96	0.00	-5,272.96
051 - Act 833 of 1991 Fire	0.00	0.00	11,423.41	28,509.21	0.00	28,509.21
055 - Fire 3/8 SalesTax	0.00	0.00	7,613.59	-15,826.92	0.00	-15,826.92
061 - Act 918 of 1983 Police	0.00	0.00	1,342.64	10,741.12	0.00	10,741.12
062 - Act 988 of 1991 Emerg Veh	0.00	0.00	524.50	7,200.40	0.00	7,200.40
068 - State Drug Control	0.00	-2,500.00	0.00	-2,623.87	0.00	-123.87
080 - Street Fund	2,678.26	432,556.25	-301,978.98	319,514.62	-463,186.34	-576,227.97
082 - Street Amend 78	0.00	0.00	47.92	564,292.67	0.00	564,292.67
090 - Long Term Governmental C	0.00	0.00	74,457.54	1,570,148.47	0.00	1,570,148.47
110 - Special Redemp - 2016 Bon	30,000.00	30,000.00	2,687.86	7,659.47	0.00	-22,340.53
113 - Debt Service Reserve Fund	0.00	0.00	0.00	0.00	0.00	0.00
114 - 2016 Bond Fund	94,310.00	94,310.00	296,853.70	766,920.35	0.00	672,610.35
182 - 2023 Improvement Revenu	259,877.00	187,377.00	-170,264.37	-173,659.36	0.00	-361,036.36
183 - 2023 Street Bond DSR	-11,000.00	-11,000.00	-10,394.62	-10,249.49	0.00	750.51
185 - Street Bond 2016 DS	3,444.00	4,944.00	-71,245.42	-220,906.95	0.00	-225,850.95
186 - Street Bond 2016 DSR	10,000.00	8,500.00	1,179.76	8,036.60	0.00	-463.40
188 - 2023 Improvement Fund	-1,700,000.00	-1,700,000.00	1,703.66	-561,598.90	0.00	1,138,401.10
500 - Water Fund	-34,410.13	-1,045,786.45	-175,857.91	-511,539.77	-2,182,012.32	-1,647,765.64
510 - Wastewater Fund	-25,349.86	216,089.07	11,710.83	1,054,706.92	-3,014,168.81	-2,175,550.96
515 - Stormwater Utility Fund	324,799.00	-587,910.25	-103,719.70	87,395.08	-820,458.35	-145,153.02
525 - Depreciation - WW	0.00	-30,000.00	48,044.05	344,705.86	0.00	374,705.86
550 - Impact - Water	-15,000.00	-15,000.00	3,000.00	32,714.00	0.00	47,714.00
555 - Impact - WW	50,000.00	50,000.00	10,700.00	46,900.00	0.00	-3,100.00
604 - W/WW Ref Rev 2017 Bd Fr	0.00	0.00	20,424.02	120,329.37	0.00	120,329.37
606 - W/WW Ref Rev Bonds 2017	0.00	0.00	956.28	7,533.23	0.00	7,533.23
620 - 10/2023 Infrastrure Fee W/	713,000.00	713,000.00	171,465.00	749,604.26	0.00	36,604.26
Report Surplus (Deficit):	**-297,375.13**	**-1,927,391.79**	**-625,433.76**	**4,225,315.63**	**-7,558,833.32**	**-1,406,125.90**

RESOLUTION NO. 2025 _____

A RESOLUTION PROVIDING FOR THE ADOPTION OF AN AMENDED BUDGET FOR THE CITY OF BRYANT FOR THE TWELVE MONTH PERIOD BEGINNING JANUARY 1, 2025 AND ENDING DECEMBER 31, 2025

WHEREAS, the City of Bryant, Arkansas adopted a budget for The City of Bryant on December 17, 2024, recorded as Resolution 2024-54, and

WHEREAS, the City of Bryant, Arkansas, desires to amend said Budget for Fiscal Year 2025 as attached.

NOW, THEREFORE, BE IT RESOLVED BY THE CITY COUNCIL OF BRYANT, ARKANSAS THAT:

Section 1. This resolution (with attachment) shall be known as the amended budget resolution for the City of Bryant, Arkansas, for the twelve (12) month period beginning January 1, 2025 and ending December 31, 2025.

- General Fund 283,466.16
- Street Fund
- Bond Fund
- Utility Revenue Fund 500 Water
- Utility Fund WW

Section 2. The amended city budget for the calendar year 2025 is hereby amended and adopted to read as attached.

PASSED AND APPROVED this 30th day of , September 2025.

APPROVED:

_____
Chris Treat, Mayor

ATTEST:

_____
Mark Smith, City Clerk

Account	Amount	Description
001-0100-5608	5,300.00	Admin Pinnacle IT Services
001-0100-5850	1,050.00	Interest on Amend 78 was an estimate
001-0120-5560	-5,000.00	Using Vacant Home Clean up to cover buying a portable building to replace other one
001-0120-5604	3,300.00	Planning Computer, Sound Bar, and Monitor
001-0120-5850	1,700.00	Interest on Amend 78 was an estimate
001-0100-5102	5,000.00	not capitalizing cause quote a little less than $5K
001-0100-5586	-17,350.00	Using to cover other lines
001-0200-5000	-36,450.00	Animal Control using Personnel Vacancies to cover other costs
001-0200-5055	3,500.00	Animal Control using Personnel Vacancies to cover other costs
001-0200-5104	7,500.00	Animal Control using Personnel Vacancies to cover other costs
001-0200-5142	3,000.00	Animal Control using Personnel Vacancies to cover other costs
001-0200-5145	2,200.00	Animal Control using Personnel Vacancies to cover other costs
001-0200-5200	3,000.00	Animal Control using Personnel Vacancies to cover other costs
001-0200-5210	6,000.00	Animal Control using Personnel Vacancies to cover other costs
001-0200-5306	1,250.00	Animal Control using Personnel Vacancies to cover other costs
001-0200-5816	10,000.00	Animal Control using Personnel Vacancies to cover other costs
001-0200-5850	2,600.00	Interest on Amend 78 was an estimate
001-0400-5600	1,700.00	Parks Misc. Expense
001-0430-5212	1,700.00	Bishop Park Repair and Maintenance on Equipment
001-0600-5310	208,466.16	May25 Council PD Taser 4 years left paid early out of savings
001-0610-5650	75,000.00	County Dispatch costs
080-0140-5055	-3,050.00	Reclassing to IT in Street
080-0800-5608	3,050.00	Street's IT items over budget
500-0900-4600	-85,000.00	Misc. Revenues for Water
500-0900-5360	100,000.00	CAW
500-0900-5501	33,000.00	Water Bad Debt Expense
500-0900-5571	-48,000.00	Reclassing to cover Bad Debt Exp and CAW from Engineering

City of Bryant, AR
Budget Adjustment Request Form

Account Number	Adjustment Amount	Act Name/Description	Original Budget	Amended Budget
001-0200-5000	-36,450.00	Salaries (E9)	426,898.70	390,448.70
001-0200-5055	3,500.00	Uniforms (E9)	1,500.00	5,000.00
001-0200-5104	7,500.00	Property Repair/Maint (E10)	5,100.00	12,600.00
001-0200-5142	3,000.00	Janitorial Supplies (E10)	4,000.00	7,000.00
001-0200-5145	2,200.00	Tools (E10)	1,500.00	3,700.00
001-0200-5306	1,250.00	Food Allowance (E30)	1,000.00	2,250.00
001-0200-5200	3,000.00	Fuel (E20)	4,500.00	7,500.00
001-0200-5210	6,000.00	Service Repair Vehicle (E20)	3,000.00	9,000.00
001-0200-5898	10,000.00	Capital Asset (E80) Carport Cover	0.00	10,000.00
001-0200-5850	2,600.00	Interest Expense	14,931.28	17,531.28

* Revenue Account Numbers start with 4XXX for the last four digits, negative numbers increase revenues and offset expense increases

* Expense Account Numbers start with 5XXX for the last four digits, positive numbers increase expenses and negative numbers decrease expenses

Council adopts the budget by category by department by fund so any budget adjustments that cross categories, depts or funds must be brought to Council.

Reason/Justification for the Adjustment: (Attach any supporting documents) - **Taking advantage of cost savings due to personnel vacancies from this year to cover costs of repairs, additional items needed at the shelter and increased costs. These adjustments will be budget neutral, as we are just moving expenses that were budgeted for, but the department didn't incur this year to cover costs of other needed items.**

Adj Requested by: Tricia Power Title: Director Dept: Animal Control

Date Requested: 11/13/2024

Dept Head Signature: _____

Approved By: _____

If Council circle here and add Resolution # _____

City of Bryant, AR
Budget Adjustment Request Form

Account Number	Adjustment Amount	Act Name/Description	Original Budget	Amended Budget
001-0600-5310	$274,940.64	Pay off Axon (Taser) in full	$72,116.54	$347,057.18

* Revenue Account Numbers start with 4XXX for the last four digits, negative numbers increase revenues and offset expense increases

* Expense Account Numbers start with 5XXX for the last four digits, positive numbers increase expenses and negative numbers decrease expenses

Council adopts the budget by category by department by fund so any budget adjustments that cross categories, depts or funds must be brought to Council.

Reason/Justification for the Adjustment: (Attach any supporting documents)

In May, Council approved the Taser/Axon five year contract with one year's payment budget adjusted. In order to get the discount ($18,713.41) on the signed contract, the contract needs to be paid in full ($344,637.10). 001-0600-5310 will be budgeted for $3,000 in 2026 (and the following 4 years) instead of $71,927.42.

Adj Requested by: Carl Minden Title Chief of Police Dept Police

Date Requested: 09-15-2025

Dept Head Signature: Carl Minden

Approved By: _____

Council Agenda? No Yes Resolution # _____

City of Bryant, AR
Budget Adjustment Request Form

Account Number	Adjustment Amount	Act Name/Description	Original Budget	Amended Budget
001-0600-5310	$52,116.54	Axon Taser Contract Renewal (5 years)	$20,000	$72,116.54

* Revenue Account Numbers start with 4XXX for the last four digits, negative numbers increase revenues and offset expense increases

* Expense Account Numbers start with 5XXX for the last four digits, positive numbers increase expenses and negative numbers decrease expenses

Council adopts the budget by category by department by fund so any budget adjustments that cross categories, depts or funds must be brought to Council.

Reason/Justification for the Adjustment: (Attach any supporting documents)

Our five year contract with Axon for Tasers expires in September. Our current contract is no longer available and we are two models behind. This new contract will cover the devices, cartridges, and instructor training for the next five years. Renewing with this contract will allow for the new Tasers to arrive and be implemented at the same time period the current Tasers are going out of contract/warranty.

Adj Requested by: Carl Minden Title Chief of Police Dept Police

Date Requested: 05-15-2025

Dept Head Signature: CMin

Approved By: _____

Council Agenda? No Yes Resolution # _____

Axon Enterprise, Inc.
17800 N 85th St.
Scottsdale, Arizona 85255
United States
VAT: 86-0741227
Domestic: (800) 978-2737
International: +1.800.978.2737

Q-681508-45776JS

Issued: 04/29/2025

Quote Expiration: 06/14/2025

Estimated Contract Start Date: 09/15/2025

Account Number: 303269

Payment Terms:

Mode of Delivery: UPS-GND

SHIP TO	BILL TO
Bryant Police Department - AR 312 Roya Ln Bryant, AR 72022-2582 USA	Bryant Police Department - AR 312 Roya Ln Bryant AR 72022-2582 USA Email:

SALES REPRESENTATIVE	PRIMARY CONTACT
John Sholl Phone: Email: jsholl@axon.com Fax:	Carl Minden Phone: (501) 847-0211 Email: cminden@cityofbryant.com Fax: (501) 847-4349

Quote Summary

Program Length	60 Months
TOTAL COST	**$316,270.00**
ESTIMATED TOTAL W/ TAX	**$344,637.10**

or $68,927.42 per year

Discount Summary

Average Savings Per Year	$28,062.88
TOTAL SAVINGS	**$140,314.40**

Payment Summary

Date	Subtotal	Tax	Total
Aug 2025	$316,270.00	$28,367.10	$344,637.10
Total	**$316,270.00**	**$28,367.10**	**$344,637.10**

Quote Unbundled Price:	$456,584.40
Quote List Price:	$356,775.60
Quote Subtotal:	$316,270.00

Pricing

All deliverables are detailed in Delivery Schedules section lower in proposal

Item	Description	Qty	Term	Unbundled	List Price	Net Price	Subtotal	Tax	Total
Program									
C00022	BUNDLE - TASER 10 CERTIFICATION PRO	52	60	$140.32	$108.33	$96.95	$302,484.00	$28,367.10	$330,851.10
A la Carte Services									
85149	AXON TASER - 2 DAY PRODUCT SPECIFIC INSTRUCTOR COURSE	1			$6,786.00	$6,786.00	$6,786.00	$0.00	$6,786.00
101267	AXON VR - PSO - FULL INSTALLATION	1			$12,000.00	$7,000.00	$7,000.00	$0.00	$7,000.00
Total							**$316,270.00**	**$28,367.10**	**$344,637.10**

Delivery Schedule

Hardware

Bundle	Item	Description	QTY	Shipping Location	Estimated Delivery Date
BUNDLE - TASER 10 CERTIFICATION PRO	100126	AXON VR - TACTICAL BAG	3	1	08/15/2025
BUNDLE - TASER 10 CERTIFICATION PRO	100390	AXON TASER 10 - HANDLE - YELLOW CLASS 3R	1	2	08/15/2025
BUNDLE - TASER 10 CERTIFICATION PRO	100390	AXON TASER 10 - HANDLE - YELLOW CLASS 3R	52	2	08/15/2025
BUNDLE - TASER 10 CERTIFICATION PRO	100394	AXON TASER 10 - MAGAZINE - HALT TRAINING BLUE	4	1	08/15/2025
BUNDLE - TASER 10 CERTIFICATION PRO	100396	AXON TASER 10 - MAGAZINE - INERT RED	2	1	08/15/2025
BUNDLE - TASER 10 CERTIFICATION PRO	100399	AXON TASER 10 - CARTRIDGE - LIVE	1040	1	08/15/2025
BUNDLE - TASER 10 CERTIFICATION PRO	100400	AXON TASER 10 - CARTRIDGE - HALT	520	1	08/15/2025
BUNDLE - TASER 10 CERTIFICATION PRO	100401	AXON TASER 10 - CARTRIDGE - INERT	30	1	08/15/2025
BUNDLE - TASER 10 CERTIFICATION PRO	100591	AXON TASER - CLEANING KIT	1	1	08/15/2025
BUNDLE - TASER 10 CERTIFICATION PRO	100616	AXON TASER 10 - HOLSTER - BLACKHAWK - RH	48	1	08/15/2025
BUNDLE - TASER 10 CERTIFICATION PRO	100617	AXON TASER 10 - HOLSTER - BLACKHAWK - LH	4	1	08/15/2025
BUNDLE - TASER 10 CERTIFICATION PRO	100623	ENHANCED HOOK-AND-LOOP TRAINING (HALT) SUIT (V2)	1	1	08/15/2025
BUNDLE - TASER 10 CERTIFICATION PRO	100748	AXON VR - CONTROLLER - TASER 10	3	1	08/15/2025
BUNDLE - TASER 10 CERTIFICATION PRO	100832	AXON VR - CONTROLLER - HANDGUN VR19H	3	1	08/15/2025
BUNDLE - TASER 10 CERTIFICATION PRO	101124	AXON VR - HOLSTER - T10 BLACKHAWK GRAY - RH	2	1	08/15/2025
BUNDLE - TASER 10 CERTIFICATION PRO	101125	AXON VR - HOLSTER - T10 BLACKHAWK GRAY - LH	1	1	08/15/2025
BUNDLE - TASER 10 CERTIFICATION PRO	101294	AXON VR - TABLET	3	1	08/15/2025
BUNDLE - TASER 10 CERTIFICATION PRO	101300	AXON VR - TABLET CASE	3	1	08/15/2025
BUNDLE - TASER 10 CERTIFICATION PRO	101455	AXON TASER 10 - REPLACEMENT TOOL KIT - INTERPOSER BUCKET	1	1	08/15/2025
BUNDLE - TASER 10 CERTIFICATION PRO	101456	AXON TASER 10 - REPLACEMENT INTERPOSER BUCKET	1	1	08/15/2025
BUNDLE - TASER 10 CERTIFICATION PRO	101755	AXON TASER 10 - MAGAZINE - LIVE DUTY BLACK V2	1	1	08/15/2025
BUNDLE - TASER 10 CERTIFICATION PRO	101755	AXON TASER 10 - MAGAZINE - LIVE DUTY BLACK V2	52	1	08/15/2025
BUNDLE - TASER 10 CERTIFICATION PRO	101757	AXON TASER 10 - MAGAZINE - LIVE TRAINING PURPLE V2	3	1	08/15/2025
BUNDLE - TASER 10 CERTIFICATION PRO	20018	AXON TASER - BATTERY PACK - TACTICAL	52	1	08/15/2025
BUNDLE - TASER 10 CERTIFICATION PRO	20018	AXON TASER - BATTERY PACK - TACTICAL	1	1	08/15/2025
BUNDLE - TASER 10 CERTIFICATION PRO	20018	AXON TASER - BATTERY PACK - TACTICAL	11	1	08/15/2025

Hardware

Bundle	Item	Description	QTY	Shipping Location	Estimated Delivery Date
BUNDLE - TASER 10 CERTIFICATION PRO	20378	AXON VR - HEADSET - HTC FOCUS 3	3	1	08/15/2025
BUNDLE - TASER 10 CERTIFICATION PRO	70033	AXON - DOCK WALL MOUNT - BRACKET ASSY	1	1	08/15/2025
BUNDLE - TASER 10 CERTIFICATION PRO	71019	AXON BODY - DOCK POWERCORD - NORTH AMERICA	1	1	08/15/2025
BUNDLE - TASER 10 CERTIFICATION PRO	74200	AXON TASER - DOCK - SIX BAY PLUS CORE	1	1	08/15/2025
BUNDLE - TASER 10 CERTIFICATION PRO	80087	AXON TASER - TARGET - CONDUCTIVE PROFESSIONAL RUGGEDIZED	1	1	08/15/2025
BUNDLE - TASER 10 CERTIFICATION PRO	80090	AXON TASER - TARGET FRAME - PROFESSIONAL 27.5 IN X 75 IN	1	1	08/15/2025
BUNDLE - TASER 10 CERTIFICATION PRO	100399	AXON TASER 10 - CARTRIDGE - LIVE	160	1	08/15/2026
BUNDLE - TASER 10 CERTIFICATION PRO	100400	AXON TASER 10 - CARTRIDGE - HALT	420	1	08/15/2026
BUNDLE - TASER 10 CERTIFICATION PRO	100399	AXON TASER 10 - CARTRIDGE - LIVE	160	1	08/15/2027
BUNDLE - TASER 10 CERTIFICATION PRO	100400	AXON TASER 10 - CARTRIDGE - HALT	420	1	08/15/2027
BUNDLE - TASER 10 CERTIFICATION PRO	100210	AXON VR - TAP REFRESH 1 - TABLET	3	1	02/15/2028
BUNDLE - TASER 10 CERTIFICATION PRO	101009	AXON VR - TAP REFRESH 1 - SIDEARM CONTROLLER	3	1	02/15/2028
BUNDLE - TASER 10 CERTIFICATION PRO	101012	AXON VR - TAP REFRESH 1 - CONTROLLER	3	1	02/15/2028
BUNDLE - TASER 10 CERTIFICATION PRO	20373	AXON VR - TAP REFRESH 1 - HEADSET	3	1	02/15/2028
BUNDLE - TASER 10 CERTIFICATION PRO	100399	AXON TASER 10 - CARTRIDGE - LIVE	150	1	08/15/2028
BUNDLE - TASER 10 CERTIFICATION PRO	100400	AXON TASER 10 - CARTRIDGE - HALT	410	1	08/15/2028
BUNDLE - TASER 10 CERTIFICATION PRO	100399	AXON TASER 10 - CARTRIDGE - LIVE	160	1	08/15/2029
BUNDLE - TASER 10 CERTIFICATION PRO	100400	AXON TASER 10 - CARTRIDGE - HALT	420	1	08/15/2029

Software

Bundle	Item	Description	QTY	Estimated Start Date	Estimated End Date
BUNDLE - TASER 10 CERTIFICATION PRO	101180	AXON TASER - DATA SCIENCE PROGRAM	52	09/15/2025	09/14/2030
BUNDLE - TASER 10 CERTIFICATION PRO	20248	AXON TASER - EVIDENCE.COM LICENSE	1	09/15/2025	09/14/2030
BUNDLE - TASER 10 CERTIFICATION PRO	20248	AXON TASER - EVIDENCE.COM LICENSE	52	09/15/2025	09/14/2030
BUNDLE - TASER 10 CERTIFICATION PRO	20370	AXON VR - USER ACCESS - FULL VR	52	09/15/2025	09/14/2030

Services

Bundle	Item	Description	QTY
BUNDLE - TASER 10 CERTIFICATION PRO	100751	AXON TASER 10 - REPLACEMENT ACCESS PROGRAM - DUTY CARTRIDGE	52
BUNDLE - TASER 10 CERTIFICATION PRO	101193	AXON TASER - ON DEMAND CERTIFICATION	1
A la Carte	101267	AXON VR - PSO - FULL INSTALLATION	1
A la Carte	85149	AXON TASER - 2 DAY PRODUCT SPECIFIC INSTRUCTOR COURSE	1

Warranties

Bundle	Item	Description	QTY	Estimated Start Date	Estimated End Date
BUNDLE - TASER 10 CERTIFICATION PRO	100197	AXON VR - EXT WARRANTY - HEADSET	3	08/15/2026	09/14/2030
BUNDLE - TASER 10 CERTIFICATION PRO	100213	AXON VR - EXT WARRANTY - TABLET	3	08/15/2026	09/14/2030
BUNDLE - TASER 10 CERTIFICATION PRO	100704	AXON TASER 10 - EXT WARRANTY - HANDLE	52	08/15/2026	09/14/2030
BUNDLE - TASER 10 CERTIFICATION PRO	100704	AXON TASER 10 - EXT WARRANTY - HANDLE	1	08/15/2026	09/14/2030
BUNDLE - TASER 10 CERTIFICATION PRO	101007	AXON VR - EXT WARRANTY - CONTROLLER	3	08/15/2026	09/14/2030
BUNDLE - TASER 10 CERTIFICATION PRO	101008	AXON VR - EXT WARRANTY - HANDGUN CONTROLLER	3	08/15/2026	09/14/2030
BUNDLE - TASER 10 CERTIFICATION PRO	80374	AXON TASER - EXT WARRANTY - BATTERY PACK T7/T10	1	08/15/2026	09/14/2030
BUNDLE - TASER 10 CERTIFICATION PRO	80374	AXON TASER - EXT WARRANTY - BATTERY PACK T7/T10	11	08/15/2026	09/14/2030
BUNDLE - TASER 10 CERTIFICATION PRO	80374	AXON TASER - EXT WARRANTY - BATTERY PACK T7/T10	52	08/15/2026	09/14/2030
BUNDLE - TASER 10 CERTIFICATION PRO	80396	AXON TASER - EXT WARRANTY - DOCK SIX BAY T7/T10	1	08/15/2026	09/14/2030

Shipping Locations

Location Number	Street	City	State	Zip	Country
2	312 Roya Ln	Bryant	AR	72022-2582	USA
1	312 Roya Ln	Bryant	AR	72022-2582	USA

Payment Details

Aug 2025

Invoice Plan	Item	Description	Qty	Subtotal	Tax	Total
Year 1	101267	AXON VR - PSO - FULL INSTALLATION	1	$700.00	$0.00	$700.00
Year 1	85149	AXON TASER - 2 DAY PRODUCT SPECIFIC INSTRUCTOR COURSE	1	$678.60	$0.00	$678.60
Year 1	C00022	BUNDLE - TASER 10 CERTIFICATION PRO	52	$314,891.40	$28,367.10	$343,258.50
Total				**$316,270.00**	**$28,367.10**	**$344,637.10**

Tax is estimated based on rates applicable at date of quote and subject to change at time of invoicing. If a tax exemption certificate should be applied, please submit prior to invoicing.

Standard Terms and Conditions

Axon Enterprise Inc. Sales Terms and Conditions

Axon Master Services and Purchasing Agreement:

This Quote is limited to and conditional upon your acceptance of the provisions set forth herein and Axon's Master Services and Purchasing Agreement (posted at https://www.axon.com/sales-terms-and-conditions), as well as the attached Statement of Work (SOW) for Axon Fleet and/or Axon Interview Room purchase, if applicable. In the event you and Axon have entered into a prior agreement to govern all future purchases, that agreement shall govern to the extent it includes the products and services being purchased and does not conflict with the Axon Customer Experience Improvement Program Appendix as described below.

ACEIP:

The Axon Customer Experience Improvement Program Appendix, which includes the sharing of de-identified segments of Agency Content with Axon to develop new products and improve your product experience (posted at www.axon.com/legal/sales-terms-and-conditions), is incorporated herein by reference. By signing below, you agree to the terms of the Axon Customer Experience Improvement Program.

Acceptance of Terms:

Any purchase order issued in response to this Quote is subject solely to the above referenced terms and conditions. By signing below, you represent that you are lawfully able to enter into contracts. If you are signing on behalf of an entity (including but not limited to the company, municipality, or government agency for whom you work), you represent to Axon that you have legal authority to bind that entity. If you do not have this authority, please do not sign this Quote.

Signature

Date Signed

4/29/2025



TASER ENERGY DEVICES WITH AXON EVIDENCE

SIMPLIFY EVIDENCE HANDLING AND STRENGTHEN OVERSIGHT

By prioritizing transparency and accountability, law enforcement agencies not only enhance community trust but also gain significant operational benefits with Axon's TASER energy devices when used with Axon Evidence. TASER energy devices capture detailed event and pulse logs, crucial for transparent records and supporting officers' testimonies, thus potentially reducing legal expenses associated with use of force incidents. Axon Evidence streamlines device management, automatic evidence uploads and firmware updates, alongside easy inventory tracking and unmatched cost efficiency.



ENHANCED TRANSPARENCY FOR EVERY INCIDENT

TASER energy devices automatically log the following information whenever an officer uses the device in the field. This provides agencies with accurate incident records and policy compliance monitoring:

/ DETAILED SHOW AND USE OF FORCE INSIGHTS

- Unholstered and Holstered[1]
- Armed and Disarmed
- Weapon Raised and Lowered[1]
- Warning Alert/Arc
- Trigger Pulled
- Cartridges Deployed
- Cartridge Flight Distance[1]
- Energy Discharged
- Percentage of Discharge Duration (where energy was actually sent into a connection)[1,2]
- Connection Resistance[1] (e.g. material type)

> "I was called to be an expert witness for a case where a violent, drug-intoxicated subject was subdued with a **TASER X2**. The subject filed an intent to sue for excessive use of force. While in court the TASER X2's firing logs were presented as evidence, corroborating the deputies' accounts and helping **prevent a lawsuit from developing**."
>
> Kevin Sailor
> WESTMINSTER PD[3]

[1] Data only available with TASER 10, not previous models.
[2] Measured resistance tells us if a connection is usable by the weapon (e.g. within its operational range) and what type of material the electrical current is pulsing through. As a general reference, the following ranges were identified during a scientific study: < 300 ohms is not human tissue, 400 to 800 ohms can be human muscle, >900 ohms is skin, fat, or not human tissue (Dawes et al. 2010). Reference: Dawes D, Ho J, Kroll M, Miner J. 2010. Electrical Characteristics of an Electronic Control Device Under a Physiological Load: A Brief Report. PACE. 33(3):330-335.
[3] How Safe Are TASER Weapons?

SEAMLESS INTEGRATION WITH AXON EVIDENCE

Experience seamless data management with your TASER energy devices through Axon Evidence, our centralised digital evidence management platform, facilitating efficient evidence review and sharing.

/ BENEFITS OF AXON EVIDENCE

- Simplified device registration, assignment and removal via cloud
- Automatic evidence uploads and firmware updates upon docking device battery
- Easy inventory management of devices, batteries and cartridges
- Convenient remote evidence management with audit trails
- Ensured data security with continuous data center monitoring
- Unmatched cost efficiency with the lowest total ownership cost
- Unlimited storage capacity

> West Midlands Police estimate that since using the cloud, they've **saved approximately £4 million** that they would have had to spend on enhancing and securing their on-premise data centre to store digital evidence anyway. **Over five years the estimated cost of cloud storage is just £50,000.**[4]

[4] Moving your police force to the cloud: security, cost, flexibility and other key considerations

AXON, Axon, Axon Academy, Axon Evidence, Axon VR, TASER, TASER X2 and TASER 10 are trademarks of Axon Enterprise, Inc., some of which are registered in the US and other countries. For more information, visit www.axon.com/legal. All rights reserved.
© 2024 Axon Enterprise, Inc.



/ TASER 10

A NEW ERA IN LESS-LETHAL TECHNOLOGY

Through extensive research and customer feedback, Axon has developed our most capable and sophisticated TASER energy weapon to date. TASER 10 has a maximum range of 45 feet and 10 probes, featuring individually targeted probes and any-probe connect. These new capabilities significantly increase accuracy and effectiveness, decreasing the likelihood of escalation to lethal force.

FEATURES AND BENEFITS

/ 45-FOOT MAXIMUM RANGE
At nearly double the range of previous TASER energy weapons, TASER 10 creates more time and space to de-escalate and resolve conflicts.

/ 10 SINGLE-PROBE CARTRIDGES
10 single-probe cartridges provide users with up to 9 opportunities to achieve an effective connection and induce neuromuscular incapacitation (NMI).

/ INDIVIDUALLY TARGETED PROBES
Intuitive single probe deployment allows users to place each probe with precision and accuracy regardless of distance to the subject. Users can also create their own spread up close and at a long range, choosing their preferred target area.

/ ANY-PROBE CONNECT
Users no longer need to concern themselves with probe polarity. Any two deployed probes can create a successful connection. If there are multiple (more than two) probe connections, TASER 10 automatically selects and energizes only the top four connections, safely optimizing neuromuscular incapacitation, regardless of the total number of probes deployed.

/ VR INTEGRATION
Integration with Axon VR allows officers to enhance TASER proficiency, use-of-force decision-making, confidence and accuracy under stress.

/ AUDIBLE AND VISUAL WARNING ALERT
A bright pulsing light and loud alert sound emit whenever the weapon's Warning Alert is initiated, allowing the user the opportunity to de-escalate without deploying cartridges.

LIVE STANDARD | **LIVE STANDARD** (Training) | **HALT** (Hook and Loop Training) | **INERT** | **LIVE** | **HALT** (Hook and Loop Training) | **INERT**

/ MULTIPLE MAGAZINES
Multiple magazine and cartridge types allow officers to train more efficiently and differentiate between training and duty weapon use in Axon Evidence.

/ INVENTORY MANAGEMENT
Axon Device Manager mobile application allows agencies to quickly assign weapons and accessories and efficiently manage devices in the field.

/ DOCK AND WALK FUNCTIONALITY
Automatic firmware updates and weapon log downloads save agencies time and ensure weapons are always up to date.

/ RECHARGEABLE BATTERY
One battery for the life of the weapon; TASER 7 battery and dock compatibility.

/ DAYLIGHT GREEN LASER
A more visible green LASER improves user aim in daylight scenarios.

/ ENHANCED DATA MANAGEMENT
Full integration with Axon Evidence allows agencies to manage newly designed pulse graphs, weapons activity, event logs and firing logs as evidence.

/ ENHANCED DATA TRACKING
Automatically tracks when TASER 10 is inserted or removed from a holster, estimates deployment distance, and tracks which probes make a connection.

SPECIFICATIONS

WEATHER RESISTANCE
Dust and Water Ingress Protection to International Ingress Protection IP67

HOUSING
High Impact Polymer

OPERATING TEMPERATURE
-4 to 122 degrees F
[-20 to 50 degrees C]

DROP TEST
4.9-foot [1.5 M] drop

HUMIDITY
95% non-condensing

LASER
Class 3R Green LASER or Class 2 Green Available

ILLUMINATION
210 Lumen LED in normal flashlight operation, 1000 Lumen Strobing LED in warning mode

WARRANTY
1 Year Manufacturer with additional warranties available

USEFUL LIFE
5 Years (Recommended)

AXON, Axon, Axon Device Manager, Axon Evidence, Axon VR, TASER, TASER 7, and TASER 10 are trademarks of Axon Enterprise, Inc., some of which are registered in the US and other countries. For more information visit www.axon.com/legal. All rights reserved. © 2023 Axon Enterprise, Inc.

By upgrading to the TASER 10, your department is advancing generations beyond your current TASER X26P technology, implementing an all-inclusive certification program and introducing VR to your training program. These advancement significantly boosts operational effectiveness and success, officer safety, reliability and TASER program management, all contributing to long-term value for Bryant PD and the city as a whole.

Below, I shared the key reasons why investing in TASER 10 will ultimately benefit Bryant PD and how the TASER 10's improvements directly tackle the limitations that sometimes kept older devices from being used to their full potential (such as limited range or past reliability issues):

- **Extended Range**: TASER 10 provides an effective range of up to 45 feet, nearly doubling the 25-foot range of the X26P, allowing officers to engage subjects from a safer distance and in more circumstances and situations, significantly reducing risks while increasing usage.

- **Multi-Shot Capability**: The TASER 10 can deploy up to 10 individual probe cartridges without reloading, whereas the X26P was a single-deployment device. This significantly enhances both accuracy and chances of a successful deployment.

- **Improved Probe Design**: TASER 10's probes fly faster (205 FPS vs. 180 FPS with the X26P) and uses a wire with a non-conductive coating that spools out from the probe itself rather than directly from the TASER handle. This reduces the amount of bounce-offs and disconnects and aids with post-deployment management.

- **Adaptive Cross-Connect Technology**: The TASER 10 can intelligently manage multiple probes that hit a target. It automatically selects the best two (or even three or four) probe connections out of the probes that have hit, and dynamically adjusts the electrical pulse between them up to 44 times per second to achieve effective incapacitation vs 19 pulses per second with X26P.

- **Enhanced Lighting and Warning Features**: TASER 10 comes with a built-in 210 lumen flashlight (with a 1000 lumen strobe capability in warning mode) to improve low-light use and deescalate, whereas X26Ps do not have integrated lights. It also has a new Warning Alert function – a loud, pulsating alert tone and flashing light that can be activated as a deterrent without firing.

Additionally, it's essential to recognize that TASER use isn't just about physical deployment. Each time an officer simply displays the TASER, activates its laser, or demonstrates a warning alert, it often leads directly to de-escalation. These "non-contact" uses significantly reduce incidents of physical force, injuries, and related liabilities and are important to consider as part of the uses of the TASER.

In summary, transitioning to the T10 program offers clear and compelling advantages over your existing X26P platform:

- **Comprehensive Solution:** T10 effectively addresses and resolves any limitations present in the X26P, ensuring optimal performance and reliability.

- **Superior Versatility:** With increased situational application capabilities, the T10 can adapt seamlessly to diverse scenarios beyond the scope of the X26P, significantly enhancing operational flexibility.

- **Cost Predictability:** The all-inclusive nature of T10 programs eliminates variable and unforeseen expenses, providing consistent budgeting and peace of mind.
- **Enhanced Confidence with VR Integration:** By incorporating Virtual Reality technology, the T10 programs empower users with realistic, immersive training experiences, fostering greater confidence and preparedness during actual deployment.

TASER 10 CERTIFICATION PRO PLAN

Everything you need to elevate your TASER 10 program with advanced training and tools

The Certification Pro Plan goes beyond the essentials, offering your agency an all-inclusive solution to optimize TASER 10 performance. With access to the Full VR Package, your operators can sharpen their decision-making, communication, and operational readiness through immersive drills and real-world scenarios. This plan ensures your team is better equipped to reduce misses, clothing disconnects, and close probe spreads while streamlining program management and delivering advanced training options.

In this brochure, we will walk you through the different components of the Certification Pro Plan, from the weapon itself and its accessories to Axon's online, virtual reality (VR) and in-person training offerings.

WHAT'S INCLUDED IN THE CERTIFICATION PLAN

- TASER 10 energy weapon handle
- Magazines
- Cartridges
- Holster
- Hardware warranty
- Axon Evidence license
- Rechargeable battery
- Dock
- End-user training via Axon Academy online
- Voucher for Axon TASER Instructor Certification[1]
- Voucher for Axon TASER Master Instructor Certification[2]
- Admin-level access to Axon Academy for Certified Instructors
- TASER Research Evaluation and Data Program (TREND)
- Full VR Package
- Hook & Loop Training (HALT) suit
- Training target

A NEW ERA IN LESS-LETHAL TECHNOLOGY

The Certification Pro Plan includes the TASER 10 alongside key accessories, including cartridges for duty use, annual training and the new holster.

HANDLE

The TASER 10 has a maximum range of 45 feet and 10 individually targeted probes. Unlike previous models that relied on predefined positive and negative charged probes, the TASER 10 features any-probe connect. This means that any probe can connect with any other probe, offering greater flexibility and versatility in its operation.

MAGAZINES

The Certification Pro Plan includes four different magazine types: live duty, live training, HALT and inert to enhance training for agencies and clearly distinguish between training logs and field use logs.

[1] Instructor voucher offered at a 1% ratio to agencies with 50 or more licenses.

[2] One Master Instructor voucher offered at 50 or more licenses with additional voucher per 1,000 cumulative licenses.

CARTRIDGES

The TASER 10 has 10 single-probe cartridges to provide users with up to 9 opportunities to achieve an effective connection and induce neuromuscular incapacitation (NMI) to obtain a positive change in behavior. The bundle includes all the cartridges you need for duty and training for the full 5 years of the program. Agencies receive an initial combination of 20 live cartridges and 10 HALT cartridges for reality-based training, along with 8 additional HALT cartridges annually for training and 3 additional live cartridges each year.[3] The Certification Pro Plan includes unlimited live cartridge replacements for duty use to ensure your agency never needs to worry about purchasing additional cartridges during your contract.

HOLSTER

TASER 10 Holsters include embedded magnets to allow for Axon Signal to automatically active Axon Body-Worn and Fleet Cameras when a TASER 10 is removed from the holster.

HARDWARE WARRANTY

Your weapon, dock, and batteries are protected by a 5-year hardware warranty.

CONNECT TO SAVE TIME

The Certification Pro Plan lets you take advantage of TASER 10's connection to the Axon network, so you can unlock time savings for your agency. Recharge batteries and update firmware by simply docking batteries and walking away. Assign weapons and accessories in seconds with the Axon Device Manager mobile application. And track inventory and device health on Axon Evidence.

AXON EVIDENCE LICENSE

Track TASER 10 weapon status, view logs and reassign weapons within Axon Evidence for smooth program management.

RECHARGEABLE BATTERY

Recharge the battery just by docking. The TASER 10 also automatically uploads newly designed pulse graphs and weapon logs and updates firmware when the battery is docked.

TASER 10 DOCK & CORE

The TASER 10 uses the same dock as TASER 7 which has 6 bays and comes with a wall mount.

FOCUS ON COMMUNITIES

Investing in a new weapon requires an investment in training. The Certification Pro Plan delivers both online, virtual reality and in-person training using new techniques, including a re-designed classroom training curriculum with more hands-on time, that can drive deeper learning and show your community your commitment to safety. Receive vouchers for Axon's TASER Instructor Certification courses and access to trackable online training through Axon Academy — and more.

[3] Cartridge quantities may not be exact ratios as they have a minimum shipping quantity of ten cartridges per box.

END-USER TRAINING VIA AXON ACADEMY ONLINE

Each user covered in the Certification Pro Plan receives full access to Axon Academy's online training for TASER 10, which includes all pre-work necessary for on-site training: Axon Training TASER Certification Version 23 (Safety, Medical, Best Practices); TASER 10 Features, Functionality, Safety, Tactical Consideration, Theory and Testing.

VOUCHER FOR AXON TASER INSTRUCTOR CERTIFICATION

Those purchasing over 50 licenses receive a voucher to TASER Instructor Certification courses held across the US.

VOUCHER FOR AXON TASER MASTER INSTRUCTOR CERTIFICATION

Those purchasing over 50 licenses receive a voucher to TASER Instructor Certification courses held across the US.

ADMIN-LEVEL ACCESS TO AXON ACADEMY FOR CERTIFIED INSTRUCTORS

Administrators at the agency level can manage course progress for end-users, communicate with students and assess performance/pre-requisite completion before on-site training dates.

TASER RESEARCH EVALUATION AND DATA PROGRAM (TREND)

Introducing a user-friendly form housed in Axon Standards, specifically developed for the comprehensive collection and standardization of TASER show of force and use of force data. Its self-service dashboards empower agencies with deep, actionable insights into their TASER program's performance. These insights will allow agencies to tailor training strategies to improve their effectiveness rates and officers' decision-making capabilities.

FULL VR PACKAGE

The Full VR Package unlocks Axon VR's complete suite of immersive training tools, including vRBT, Community Engagement Training, AI-Powered Verbal Skills and tactical weapon training. This comprehensive solution enables officers to train effectively through immersive drills and real-world scenarios, honing critical decision-making, communication and officer readiness.

HOOK & LOOP TRAINING (HALT SUIT)

More hands-on time means more opportunities to deploy cartridges and practice scenarios using our latest HALT suit that eliminates pin-prick injuries and enables reality-based training.

TRAINING TARGET

Axon's training targets are specifically designed for live cartridge use with increased durability, portability, and enhanced clarity on preferred target zones for TASER energy weapon use. They require less backing than previous designs and can withstand hits from all cartridge types/probe lengths.

AXON, Axon, TASER 10, Axon VR, Axon Academy, Axon Bod, Axon Ibel, Axon Signal, Axon Standards, Axon Device Manager and Axon Evidence are trademarks of Axon Enterprise, Inc., some of which are registered in the US and other countries. For more information visit www.axon.com/legal. All rights reserved. © 2025 Axon Enterprise, Inc.

AGENDA ITEM HISTORY SHEET

ITEM TITLE	**AGENDA NO.** 4
Resolution 2025-37 Audit Contract	**AGENDA DATE:** 9/30/2025

FUNDING CERTIFICATION (Finance Director) (Signature, if applicable) 9/11/25

MANAGEMENT STAFF REVIEW (Signature)

MAYOR (Signature)

ITEM HISTORY (Previous Council reviews, action related to this item, and other pertinent history)

At its August 19, 2025 meeting, the City Council authorized staff to proceed with scheduling meetings with Forvis Mazars, with the conditions that there be no changes to cost and that the final contract be brought back to the Council for approval at the September 2025 meeting.

ITEM COMMENTARY (Background discussion, key points, recommendations, etc.) Please identify any or all impacts this proposed action would have on the City budget, personnel resources, and/or residents.

The Auditing and Tax Services RFP was issued in July 2025 following the completion of the City's five-year engagement with ATA, formerly JWCK. After a comprehensive review, the selection committee determined that the proposal submitted by Forvis Mazars best serves the interests of the City of Bryant. The proposed contract reflects an increase of $34,400 for the 2025 audit; however, this increase will not impact the current year's budget and will be incorporated into the budget beginning in 2026 if approved.

(This section to be completed by the Mayor)

ACTION PROPOSED (Motion for Consideration)

RESOLUTION NO. ____

A RESOLUTION AUTHORIZING THE MAYOR OF THE CITY OF BRYANT, ARKANSAS TO ENTER INTO A CONTRACT WITH FORVIS MAZARS FOR AUDITING AND TAX SERVICES; AND FOR OTHER PURPOSES.

WHEREAS, the City of Bryant has determined that it is necessary to obtain professional auditing and tax services for the City of Bryant to ensure timely, efficient, and reliable annual comprehensive audit reports and tax services; and

WHEREAS, Forvis Mazars has submitted a proposal to provide such services under the terms and conditions set forth in the Contract, which includes a five (5) year term beginning October 1, 2025; and

WHEREAS, the City Council finds that entering into this agreement is in the best interest of the City of Bryant and its residents;

NOW, THEREFORE, BE IT RESOLVED BY THE CITY COUNCIL OF THE CITY OF BRYANT, ARKANSAS:

Section 1. The Mayor of the City of Bryant, Arkansas, is hereby authorized to execute the Contract with Forvis Mazars for auditing and tax services as described in the agreement, together with any necessary documents to effectuate the same.

Section 2. The Mayor is further authorized to take all actions necessary to carry out the intent of this resolution, including approving renewals or extensions of the contract as permitted by its terms.

PASSED AND APPROVED this ___ day of _____, 2025.

ATTEST:

_____
City Clerk Mark Smith

APPROVED:

_____
Mayor Chris Treat

Forvis Mazars, LLP
5115 W. JB Hunt Drive
Rogers, AR 72758
P 479.845.0270 | F 479.845.0840
forvismazars.us

September 10, 2025

City Council
Honorable Chris Treat, Mayor
Ms. Joy Black, Finance Director
210 Southwest 3rd Street
Bryant, AR 72022

We appreciate your selection of **Forvis Mazars, LLP** as your service provider and are pleased to confirm the arrangements of our engagement in this contract. Within the requirements of our professional standards and any duties owed to the public, regulatory, or other authorities, our goal is to provide you an **Unmatched Client Experience®**.

In addition to the terms set forth in this contract, including the detailed **Scope of Services,** our engagement is governed by the following, incorporated fully by this reference:

- The Reporting Solution End User License Agreement
- Terms and Conditions Addendum

Summary Scope of Services

As described in the attached **Scope of Services,** our services will include the following:

CITY OF BRYANT, ARKANSAS

- Audit Services for the year ended December 31, 2025
- The Reporting Solution license for the year ended December 31, 2025
- The Reporting Solution implementation services and training for the year ended December 31, 2025
- Attestation Examination Services for the year ended December 31, 2025

You agree to assume full responsibility for the substantive outcomes of the contracted services and for any other services we may provide, including any findings that may result.

You also acknowledge these services are adequate for your purposes, and you will establish and monitor the performance of these services to ensure they meet management's objectives. All decisions involving management responsibilities related to these services will be made by you, and you accept full responsibility for such decisions.

We understand you have designated a management-level individual(s) to be responsible and accountable for overseeing the performance of nonattest services, and you have determined this individual is qualified to conduct such oversight.

Engagement Fees

The base fee for our services will be $80,000. The base fee includes testing one major program for your single audit. Any additional programs will be approximately $7,500 depending on the complexity and time required for testing. Included in this fee are travel costs and fees for services from other professionals, if

any, as well as an administrative fee of five (5) percent to cover certain technology and administrative costs associated with our services.

Our pricing for this engagement and our fee structure are based upon the expectation that our invoices will be paid promptly. Payment of our invoices is due upon receipt.

Our timely completion of services and the fees thereon depends on the assistance you provide us in accumulating information and responding to our inquiries. Inaccuracies or delays in providing this information or the responses may result in additional billings, untimely filings, or inability to meet other deadlines. Our fees do not contemplate the following transactions or activities during the period of this engagement:

- Mergers or acquisitions
- Change in accounting principles
- Substantial doubt about the entity's ability to continue as a going concern
- Violation of covenants in debt arrangements
- Indications of fraudulent financial reporting or misappropriation of assets
- Derivatives accounted for under hedge accounting
- Quantitative impairment analysis of long-lived assets
- More than one major federal awards program

If there are changes in circumstances where these or other conditions become known and significant additional time is necessary or additional services are requested, we reserve the right to revise our fees.

Contract Agreement

Please sign and return this contract to indicate your acknowledgment of, and agreement with, the arrangements for our services including our respective responsibilities.

Forvis Mazars, LLP

Forvis Mazars, LLP

Acknowledged and agreed to as it relates to the entire contract, including the **Scope of Services, The Reporting Solution End User License Agreement,** and **Terms and Conditions Addendum,** on behalf of CITY OF BRYANT, ARKANSAS.

BY _____
Chris Treat, Mayor

DATE 9/30/2025

BY _____
Joy Black, Finance Director

DATE 9/30/25

AM: 1182316

Scope of Services – Audit Services

We will audit the governmental activities, the business-type activities, each major fund, and the aggregate remaining fund information and related disclosures, which collectively comprise the basic financial statements for the following entity:

CITY OF BRYANT, ARKANSAS as of and for the year ended December 31, 2025

The audit has the following broad objectives:

- Obtaining reasonable assurance about whether the financial statements as a whole are free from material misstatement, whether due to fraud or error
- Expressing opinions on the financial statements
- Issuing a report on your internal control over financial reporting and compliance and other matters based on the audit of your financial statements in accordance with *Government Auditing Standards*
- Expressing an opinion on your compliance with the types of compliance requirements described in the *OMB Compliance Supplement* that could have a direct and material effect to each of your major federal award programs in accordance with the audit requirements of Title 2 U.S. *Code of Federal Regulations* Part 200, *Uniform Administrative Requirements, Cost Principles, and Audit Requirements for Federal Awards* (Uniform Guidance)
- Issuing a report on your internal control over compliance in accordance with the Uniform Guidance
- Issuing a report on your schedule of expenditures of federal awards

You have informed us that the audited financial statements are expected to be presented along with management's annual comprehensive financial report (ACFR). Management is responsible for the other information included in the ACFR. The other information comprises the ACFR but does not include the financial statements and our auditor's report thereon. Our opinion on the financial statements will not cover the other information, and we will not express an opinion or any form of assurance thereon. In connection with our audit of the financial statements, our responsibility is to read the other information and consider whether a material inconsistency exists between the other information and the financial statements, or whether the other information otherwise appears to be materially misstated. If, based on the work performed, we conclude that an uncorrected material misstatement of the other information exists, we are required to describe it in our report.

We will also express an opinion on whether the City's combining and individual fund statements and the schedule of expenditures of federal awards ("supplementary information") is fairly stated, in all material respects, in relation to the financial statements as a whole.

We will complete the auditee portion of the Form SF-SAC (Data Collection Form) through the Federal Audit Clearinghouse. We will not make the submission on your behalf. You will review a draft of the submission prior to transmission and agree that you are solely responsible for approving the final draft for transmission as well as for the auditee submission and certification.

We will also provide you with the following nonattest services:

- Preparing a draft of the financial statements and related notes using TRS
- Proposing for your review and approval the adjusting entries related to the government wide conversion from modified accrual to full accrual accounting. Management is responsible for the propriety of the accrual adjustments
- Preparing a draft of the supplementary information, including the schedule of expenditures of federal awards
- The Reporting Solution – license
- The Reporting Solution – implementation assistance and training

You agree to assume all management responsibilities and to oversee the nonattest services we will provide by designating an individual possessing suitable skill, knowledge, and/or experience. You acknowledge that nonattest services are not covered under *Government Auditing Standards*. You are responsible for:

- Making all management decisions and performing all management functions
- Evaluating the adequacy and results of the services performed
- Accepting responsibility for the results of such services
- Designing, implementing, and maintaining internal controls, including monitoring ongoing activities

David Coleman, partner, is responsible for supervising the engagement and authorizing the signing of the report or reports.

We will issue a written report upon completion of our audit, addressed to the following parties:

Entity Name	**Party Name**
CITY OF BRYANT, ARKANSAS	City Council

You are responsible to distribute our reports to other officials who have legal oversight authority or those responsible for acting on audit findings and recommendations, and to others authorized to receive such reports.

The following apply for the audit services described above:

Our Responsibilities

We will conduct our audit in accordance with auditing standards generally accepted in the United States of America (GAAS); the standards applicable to financial audits contained in *Government Auditing Standards*, issued by the Comptroller General of the United States; and the Uniform Guidance. Those standards require that we plan and perform:

- The audit of the financial statements to obtain reasonable rather than absolute assurance about whether the financial statements are free of material misstatement, whether caused by fraud or error
- The audit of compliance to obtain reasonable rather than absolute assurance about whether the entity(ies) complied with the types of compliance requirements described in the *OMB Compliance Supplement* that could have a direct and material effect on each major federal award program

We will exercise professional judgment and maintain professional skepticism throughout the audit.

We will identify and assess the risks of material misstatement of the financial statements, whether due to fraud or error, design and perform audit procedures responsive to those risks, and obtain audit evidence that is sufficient and appropriate to provide a basis for our opinion.

We will obtain an understanding of internal control relevant to the audit in order to design audit procedures that are appropriate in the circumstances.

We will evaluate the appropriateness of accounting policies used and the reasonableness of significant accounting estimates made by management, as well as evaluate the overall presentation of the financial statements, including the disclosures, and whether the financial statements represent the underlying transactions and events in a manner that achieves fair presentation.

We will also conclude, based on audit evidence obtained, whether there are conditions or events, considered in the aggregate, that raise substantial doubt about the entity's ability to continue as a going concern for a reasonable period of time.

We will identify and assess the risks of material noncompliance, whether due to fraud or error, and design and perform audit procedures responsive to those risks. Such procedures include examining, on a test basis, evidence regarding the entity's compliance with compliance requirements subject to audit and performing such other procedures as the auditor considers necessary in the circumstances.

We will obtain an understanding of the entity's internal control over compliance relevant to the audit in order to design audit procedures that are appropriate in the circumstances and to test and report on internal control over compliance in accordance with the Uniform Guidance but not for the purpose of expressing an opinion on the effectiveness of the entity's internal control over compliance. Accordingly, no such opinion is expressed.

We are required to communicate with those charged with governance, regarding, among other matters, the planned scope and timing of the audit and any significant deficiencies and material weaknesses in internal control over compliance that the auditor identified during the audit.

Limitations & Fraud

Reasonable assurance is a high level of assurance but is not absolute assurance and, therefore, is not a guarantee that an audit that is planned and conducted in accordance with GAAS will always detect a material misstatement or material noncompliance with federal award programs when it exists. Misstatements, including omissions, can arise from fraud or error and are considered material if there is a substantial likelihood that, individually or in the aggregate, they would influence the judgment made by a reasonable user based on the financial statements. Our responsibility as auditors is limited to the period covered by our audit and does not extend to any later periods for which we are not engaged as auditors.

The risk of not detecting a material misstatement or material noncompliance resulting from fraud is higher than for one resulting from error, as fraud may involve collusion, forgery, intentional omissions, misrepresentations, or the override of internal control. Noncompliance with compliance requirements is considered material if there is a substantial likelihood that, individually or in the aggregate, it would influence the judgment made by a reasonable user of the report on compliance about the entity's compliance with the requirements of the federal programs as a whole.

Our understanding of internal control is not for the purpose of expressing an opinion on the effectiveness of your internal control. However, we will communicate to you in writing any significant deficiencies or material weaknesses in internal control relevant to the audit of the financial statements that we identify during the audit.

We are available to perform additional procedures with regard to fraud detection and prevention at your request, subject to completion of our normal engagement acceptance procedures. The actual terms and fees of such an engagement would

be documented in a separate contract to be signed by you and Forvis Mazars, LLP.

Opinion

Circumstances may arise in which our report may differ from its expected form and content based on the results of our audit. Depending on the nature of these circumstances, it may be necessary for us to modify our opinion, add an emphasis-of-matter paragraph or other-matter paragraph(s) to our auditor's report, or if necessary, decline to express an opinion or withdraw from the engagement.

If we discover conditions that may prohibit us from issuing a standard report, we will notify you. In such circumstances, further arrangements may be necessary to continue our engagement.

Your Responsibilities

Management and, if applicable, those charged with governance acknowledge and understand their responsibility for the accuracy and completeness of all information provided and for the following:

- **Audit Support** – to provide us with:
  - Unrestricted access to persons within the entity or within components of the entity (including management, those charged with governance, and component auditors) from whom we determine it necessary to obtain audit evidence
  - Information of which you are aware that is relevant to the preparation and fair presentation of the financial statements, including access to information relevant to disclosures
  - Information about events occurring or facts discovered subsequent to the date of the financial statements, of which management may become aware, that may affect the financial statements
  - Information about any known or suspected fraud affecting the entity involving management, employees with significant role in internal control, and others where fraud could have a material effect on the financials
  - Identification and provision of report copies of previous audits, attestation engagements, or other studies that directly relate to the objectives of the audit, including whether related recommendations have been implemented
  - Additional information that we may request for the purpose of the audit

- **Internal Control and Compliance** – for the:
  - Design, implementation, and maintenance of internal control relevant to compliance with laws and regulations and the preparation and fair presentation of financial statements that are free from material misstatement, whether due to fraud or error
  - Alignment of internal control to ensure that appropriate goals and objectives are met; that management and financial information is reliable and properly reported; and that compliance with and identification of the laws, regulations, contracts, grants, or agreements (including any federal award programs) applicable to the entity's activities is achieved
  - Remedy, through timely and appropriate steps, of fraud and noncompliance with provisions of laws, regulations, contracts, or other agreements reported by the auditor
  - Establishment and maintenance of processes to track the status and address findings and recommendations of auditors

- **Accounting and Reporting** – for the:
  - Maintenance of adequate records, selection and application of accounting principles, and the safeguard of assets
  - Adjustment of the financial statements to correct material misstatements and confirmation to us in the representation letter that the effects of any uncorrected misstatements aggregated by us are immaterial, both individually and in the aggregate, to the financial statements taken as a whole
  - Preparation and fair presentation of the financial statements in accordance with accounting principles generally accepted in the United States of America
  - Inclusion of the auditors' report in any document containing financial statements that indicates that such financial statements have been audited by us
  - Distribution of audit reports to any necessary parties

Required Supplementary Information

Accounting principles generally accepted in the United States of America provide for certain required supplementary information ("RSI") to accompany the basic financial statements. We understand the following RSI will accompany the basic financial statements:

1. Management's Discussion and Analysis ("MD&A")
2. Pension and Other Postemployment Benefit information

Such information is the responsibility of management and, although not a part of the basic financial statements, is required by the Governmental Accounting Standards Board who considers it to be an essential part of financial reporting for placing the basic financial statements in an appropriate operational, economic, or historical context.

Management is responsible for the fair presentation of the RSI. As part of our engagement, we will apply certain limited procedures to the RSI in GAAS. These limited procedures will consist of inquiries of management regarding the methods of preparing the information and comparing the information for consistency with management's responses to our inquiries, the basic financial statements, and other knowledge we obtained during our audit of the basic financial statements.

We will not express an opinion or provide any assurance on the information because the limited procedures do not provide us with sufficient evidence to express an opinion or provide any assurance.

Supplementary Information

With regard to any supplementary information that we are engaged to report on:

- Management is responsible for its preparation in accordance with applicable criteria
- Management will provide certain written representations regarding the supplementary information at the conclusion of our engagement
- Management will include our report on this supplementary information in any document that contains this supplementary information and indicates we have reported on the supplementary information
- Management will make the supplementary information readily available to intended users if it is not presented with the audited financial statements

Such information is:

- Presented for the purpose of additional analysis of the financial statements
- Not a required part of the financial statements
- The responsibility of management
- Subjected to the auditing procedures applied in the audit of the financial statements and certain additional procedures, including comparing and reconciling such information directly to the accounting and other records used to prepare the financial statements or the financial statements themselves, and other additional procedures in accordance with GAAS

Written Confirmations Required

As part of our audit process, we will request from management and, if applicable, those charged with governance written confirmation acknowledging certain responsibilities outlined in this contract and confirming:

- The availability of this information
- Certain representations made during the audit for all periods presented
- The effects of any uncorrected misstatements, if any, resulting from errors or fraud aggregated by us during the current engagement and pertaining to the latest period presented are immaterial, both individually and in the aggregate, to the financial statements taken as a whole

Peer Review Report

Government Auditing Standards require that we provide you with a copy of our most recent external peer review report and any letter of comment, and any subsequent peer review reports and letters of comment received during the period of the contract, upon request. If you would like a copy, please request from your engagement executive.

Scope of Services – The Reporting Solution License and Related Implementation Services and Training

We will provide access to and use of The Reporting Solution (TRS), which is a web-based Annual Comprehensive Financial Report (ACFR) preparation software for the year ended December 31, 2025. Forvis Mazars will assist with the ACFR building in TRS based upon your objectives and will provide certain limited training with respect to your use of TRS. Specifically, Forvis Mazars will:

ACFR Building

- Assist with assessing initial data available for use in TRS
- Assist with converting and importing initial data into TRS
- Assist with configuration of TRS
- Assist with formatting the ACFR
- Provide introductory training related to TRS

Ongoing Services

- Provide support related to questions and issues related to TRS
- Provide post-ACFR build training related to TRS
- Provide assistance in preparing the ACFR

The following apply for the TRS services described above:

End User License Agreement	Terms and conditions related to TRS are set forth in the attached End User License Agreement (EULA). The executed EULA is required for access and use of TRS.
Your Responsibilities	It is your responsibility to ensure that the appropriate level of due diligence related to the ACFR building in TRS in connection with this agreement has been performed. This includes determining whether TRS possesses the appropriate level of functionality and performance for your current and future needs.

The Reporting Solution End User License Agreement

Please read this document carefully because it explains the legal rights and obligations inherent to your ability to access and use The Reporting Solution

This End User License Agreement ("EULA") governs use of The Reporting Solution and any related, upgraded, or substitute for the web application, software, and services provided by or on behalf of **Forvis Mazars, LLP** ("Forvis Mazars") relating to preparation of certain financial reports ("Software"). By accessing and/or using the Software, you and the entity you are working for or on behalf of agree to be bound by the terms of this EULA, although this EULA does not abrogate any other contract or understanding regarding the Software and your relationship with Forvis Mazars, *e.g.*, a sales contract, purchase agreement, privacy policy, disclaimer, etc., relating to the Software and/or services provided by Forvis Mazars. This EULA is effective as of the first time the Software is accessed and it will remain in effect—in its current or any future amended form—for however long the Software is used or until another EULA is executed. Some of the obligations in this EULA survive and extend beyond the term of this EULA and/or the point in time after which you voluntarily or involuntarily stop accessing or using the Software.

1. License Grant

By providing credentials to access the Software, Forvis Mazars grants you a nonexclusive, nontransferable, non-sublicensable, limited right, and license to use the Software on compatible devices you own or control for preparation of financial reports for your entity in a single, given reporting year (the "License"). The rights granted under the License are subject to the terms of this EULA as well as any prior or future contract you have or may enter into with Forvis Mazars or that you may otherwise be explicitly or implicitly required to follow owing to your employment by or fiduciary or other duty of care owed to an entity doing business with Forvis Mazars. You (both personally and in any representative capacity you may or do have for a particular entity) may only make use of the License if you comply with all applicable terms, including but not limited to this EULA.

The Software is licensed, not sold, under this License. The License does not grant any title or ownership in the Software. Any individual accessing the Software is expressly representing that they have the authority and ability to act on behalf of an entity that possesses the ability to access and use the Software, and you and that entity will be jointly and severally responsible for any and all actions taken by an actor using credentials, irrespective of whether that person has the actual authority or ability to act on behalf of that entity.

2. Conditions & Restrictions on Use Pursuant to the License

You may not and will not do, attempt to do, or otherwise attempt to have anyone else do on your behalf or for your benefit any of the following with respect to the Software: (a) copy, reproduce, distribute (including via a network server), display, or use it in a way that is not expressly authorized by Forvis Mazars (either via this EULA or some other written instrument); (b) sell, rent, lease, license, distribute, transfer, or use it in a manner that actually or is reasonably likely to harm Forvis Mazars or its existing or future business prospects; (c) reverse engineer, derive source code from, modify, adapt, translate, decompile, or disassemble it or make derivative works based on it; (d) remove, disable, circumvent, or modify any security technology or proprietary notice or label included in it; (e) use it to infringe or violate the rights of any third party, including but not limited to any intellectual property, publicity, or privacy rights; (f) use, export, or re-export it in violation of any applicable law or regulation; or (g) deliberately or negligently access or use it in a manner that transmits or propagates any virus, Trojan horse, worm, bomb, and/or corrupted or malicious files or that otherwise threatens, defames, disparages, harasses, or endangers the integrity of any person or entity, the Software, Forvis Mazars' hardware and networks, the hardware and networks of any other user of the Software or other person or entity, and/or any data and information inherent to any of the same.

In the event you gain access to data or information of others and/or to functionality in the Software, either of which is beyond the scope or intent of the understanding by which credentials were originally granted to you, you will notify Forvis Mazars as soon as is reasonably practical. Further, you will not copy, alter, delete, use, or otherwise exploit such data, information, and/or functionality and, instead, will treat it with and use the highest degree of care necessary to protect its confidentiality. These obligations of notification and confidentiality will survive the termination of this EULA.

3. Disclaimers & Limitation of Liability

Except to the extent an explicit warranty or representation is made in a separate, written contract, the Software is provided on an "as is" and "as available" basis, "with all faults" and without warranty of any kind. Forvis Mazars, its licensors, its and their affiliates, successors, and assigns disclaim all warranties, conditions, common law duties, and representations (express, implied, oral, and written) with respect to the Software, including without limitation all express, implied, and statutory warranties and conditions of any kind. Without limiting the generality of the foregoing, Forvis Mazars, its licensors, its and their affiliates, successors, and assigns make no warranty that (1) that the operation of the Software or Services will be uninterrupted, bug free, or error free in any or all circumstances, or (2) that any defects in the Software or Services can or will be corrected. This paragraph will apply to the maximum extent permitted by applicable law.

To the maximum extent permitted by applicable law, neither Forvis Mazars, nor its licensors, nor its or their affiliates, nor any of Forvis Mazars' agents or service providers (collectively, the "Forvis Mazars Parties"), shall be liable in any way for any loss of profits or any indirect, incidental,

consequential, special, punitive, or exemplary damages, arising out of or in connection with this Agreement or the Software. Further, to the maximum extent permitted by applicable law and in the absence of any contrary written agreement, the aggregate liability of the Forvis Mazars Parties arising out of or in connection with this EULA will not exceed the total amounts you have paid to Forvis Mazars for the Software. These limitations and exclusions regarding damages apply even if any remedy fails to provide adequate compensation. For the avoidance of any doubt, these provisions shall survive termination or expiration of this EULA.

4. Indemnity

You are responsible for any damage caused to Forvis Mazars and/or any other person or entity that has a right to use the Software and was harmed as a result of your violation of this EULA.

YOU HEREBY AGREE TO DEFEND, INDEMNIFY, AND KEEP INDEMNIFIED Forvis Mazars AGAINST ANY CLAIM OR ALLEGED CLAIMS, LIABILITIES, LOSSES, DAMAGES, AND ALL COSTS (INCLUDING LAWYERS' FEES), DIRECTLY OR INDIRECTLY ATTRIBUTABLE TO YOUR FAULT AND/OR RESULTING FROM (A) A VIOLATION OF ANY PROVISION OF THIS EULA OR (B) YOUR MISUSE OF THE SOFTWARE. For the avoidance of any doubt, this provision shall survive termination or expiration of this EULA.

5. Termination

This EULA will terminate concurrently according to the understanding by which credentials were originally granted for access and use of the Software. Forvis Mazars reserves the right to terminate this EULA, without cause, with at least 30 days' written notice to you. Forvis Mazars may immediately terminate this EULA if it reasonably concludes that doing so is warranted under the circumstances due to unlawful use or failure to pay.

6. Changes to this EULA by Forvis Mazars

Forvis Mazars reserves the right, in its sole and absolute discretion, to revise, supplement, and/or delete certain terms of this EULA for security, legal, best practice, or regulatory reasons, provided that any such revisions, supplements, and/or deletions do not contravene any separate written agreement between you and Forvis Mazars. Such changes will be effective with or, as applicable, without prior notice to you. You can review the most current version of this EULA in the Software or by requesting the same from Forvis Mazars. You are responsible for checking this EULA periodically for changes. Your continued use of the Product following any revision to this EULA constitutes your acceptance of any and all such changes.

7. Other Terms

This Agreement and any document or information referred to in this EULA constitute the entire agreement between you and Forvis Mazars relating to the subject matter covered by this EULA. All other communications, proposals, and representations with respect to the subject matter covered by this EULA are excluded and, instead, must be memorialized in a separate written agreement executed by an authorized representative of each party involved.

If any court of competent jurisdiction or competent authority finds that any provision of this EULA is invalid, illegal, or unenforceable, that provision will be, to the extent required, deemed to be deleted, and the validity and enforceability of the other provisions of this EULA will not be affected. If any invalid, unenforceable, or illegal provision of this EULA would be valid, enforceable, and legal if some part of it were deleted, the provision will apply with the minimum modification necessary to make it legal, valid, and enforceable to reflect the intent of this EULA.

Any action by Forvis Mazars to exercise, or its failure or delay in exercising, any of its rights under this Agreement will not be deemed a waiver of those or any other rights or remedies available in contract, at law, or in equity.

You agree that this Agreement does not confer any rights or remedies on any person other than the parties to this Agreement, except as expressly stated.

To the extent permitted by applicable law, this EULA, and any disputes or claims arising out of or in connection with it, or its subject matter or formation (including noncontractual disputes or claims) are governed by and construed in accordance with the laws of the United States and the State of Texas, without giving effect to any principles of conflicts of laws. This EULA shall not be governed by the United Nations Conventions of Contracts for the International Sale of Goods, the application of which is hereby expressly excluded from any interpretation of this EULA.

Forvis Mazars' obligations are subject to existing laws and legal process, and Forvis Mazars may comply with law enforcement or regulatory requests or requirements despite any contrary term in this Agreement.

IN WITNESS WHEREOF, the Parties hereto have executed this Agreement as of the Effective Date.

Forvis Mazars, LLP

By: _____

Name: David Coleman

Title: Partner

CITY OF BRYANT, ARKANSAS

By: _____

Name: Chris Treat

Title: Mayor

Forvis Mazars, LLP Terms and Conditions Addendum

GENERAL

1. **Overview.** This addendum describes **Forvis Mazars, LLP's** standard terms and conditions ("Terms and Conditions") applicable to Our provision of services to the Client ("You"). The Terms and Conditions are a part of the contract between You and Forvis Mazars, LLP. For the purposes of the Terms and Conditions, any reference to "Firm," "We," "Us," or "Our" is a reference to Forvis Mazars, LLP ("Forvis Mazars"), and any reference to "You" or "Your" is a reference to the party or parties that have engaged Us to provide services and the party or parties ultimately responsible for payment of Our fees and costs.

BILLING, PAYMENT, & TERMINATION

2. **Billing and Payment Terms.** We will bill You for Our professional fees and costs as outlined in Our contract. Unless otherwise provided in Our contract, payment is due upon receipt of Our billing statement. Interest will be charged on any unpaid balance after 30 days at the rate of 10 percent per annum, or as allowed by law at the earliest date thereafter, and highest applicable rate if less than 10 percent. All fees, charges, and other amounts payable to Forvis Mazars hereunder do not include any sales, use, excise, value-added, or other applicable taxes, tariffs, or duties, payment of which shall be Your sole responsibility, and do not include any applicable taxes based on Forvis Mazars' net income or taxes arising from the employment or independent contractor relationship between Forvis Mazars and Forvis Mazars' personnel.

   We reserve the right to suspend or terminate Our work for this engagement or any other engagement for nonpayment of fees. If Our work is suspended or terminated, You agree that We will not be responsible for Your failure to meet governmental and other deadlines, for any penalties or interest that may be assessed against You resulting from Your failure to meet such deadlines, and for any other damages (including but not limited to consequential, indirect, lost profits, or punitive damages) incurred as a result of the suspension or termination of Our services.
   Our fees may increase if Our duties or responsibilities are increased by rulemaking of any regulatory body or any additional new accounting or auditing standards. Our engagement fees do not include any time for post-engagement consultation with Your personnel or third parties, consent letters and related procedures for the use of Our reports in offering documents, inquiries from regulators, or testimony or deposition regarding any subpoena. Charges for such services will be billed separately.
3. **Billing Records.** If these services are determined to be within the scope and authority of Section 1861(v)(1)(I) of the Social Security Act, We agree to make available to the Secretary of Health and Human Services, or to the U.S. Comptroller General, or any of their duly authorized representatives, such of Our books, documents, and records that are necessary to certify the nature and extent of Our services, until the expiration of four (4) years after the furnishing of these services. This contract allows access to contracts of a similar nature between subcontractors and related organizations of the subcontractor, and to their books, documents, and records.
4. **Termination.** Either party may terminate these services in good faith at any time for any reason, including Your failure to comply with the terms of Our contract or as We determine professional standards require. Both parties must agree, in writing, to any future modifications or extensions. If services are terminated, You agree to pay Forvis Mazars for time expended to date. In addition, You will be billed costs and fees for services from other professionals, if any, as well as an administrative fee of five (5) percent to cover certain technology and administrative costs associated with Our services. Unless terminated sooner in accordance with its terms, this engagement shall terminate upon the completion of Forvis Mazars' services hereunder.

DISPUTES & DISCLAIMERS

5. **Mediation.** Any dispute arising out of or related to this engagement will, prior to resorting to litigation, be submitted for nonbinding mediation upon written request by either party. Both parties agree to try in good faith to settle the dispute in mediation. The mediator will be selected by agreement of the parties. The mediation proceeding shall be confidential. Each party will bear its own costs in the mediation, but the fees and expenses of the mediator will be shared equally.

6. **Indemnification.** Unless disallowed by law or applicable professional standards, You agree to hold Forvis Mazars harmless from any and all claims which arise from knowing misrepresentations to Forvis Mazars, or the intentional withholding or concealment of information from Forvis Mazars by Your management or any partner, principal, shareholder, officer, director, member, employee, agent, or assign of Yours. You also agree to indemnify Forvis Mazars for any claims made against Forvis Mazars by third parties, which arise from any wrongful actions of Your management or any partner, principal, shareholder, officer, director, member, employee, agent, or assign of Yours. The provisions of this paragraph shall apply regardless of the nature of the claim.

7. **Statute of Limitations.** You agree that any claim or legal action arising out of or related to this contract and the services provided hereunder shall be commenced no more than one (1) year from the date of delivery of the work product to You or the termination of the services described herein (whichever is earlier), regardless of any statute of limitations prescribing a longer period of time for commencing such a claim under law. This time limitation shall apply regardless of whether Forvis Mazars performs other or subsequent services for You. A claim is understood to be a demand for money or services, demand for mediation, or the service of suit based on a breach of this contract or the acts or omissions of Forvis Mazars in performing the services provided herein. This provision shall not apply if enforcement is disallowed by applicable law or professional standards.

8. **Limitation of Liability.** You agree that Forvis Mazars' liability, if any, arising out of or related to this contract and the services provided hereunder, shall be limited to the amount of the fees paid by You for services rendered under this contract. This limitation shall not apply to the extent it is finally, judicially determined that the liability resulted from the intentional or

willful misconduct of Forvis Mazars or if enforcement of this provision is disallowed by applicable law or professional standards.

9. **Waiver of Certain Damages.** In no event shall Forvis Mazars be liable to You or a third party for any indirect, special, consequential, punitive, or exemplary damages, including but not limited to lost profits, loss of revenue, interruption, loss of use, damage to goodwill or reputation, regardless of whether You were advised of the possibility of such damages, regardless of whether such damages were reasonably foreseeable, and regardless of whether such damages arise under a theory of contract, tort, strict liability, or otherwise.

10. **Choice of Law.** You acknowledge and agree that any dispute arising out of or related to this contract shall be governed by the laws of the State of Texas, without regard to its conflict of laws principles.

11. **WAIVER OF JURY TRIAL. THE PARTIES HEREBY AGREE NOT TO ELECT A TRIAL BY JURY OF ANY ISSUE TRIABLE OF RIGHT BY JURY, AND WAIVE ANY RIGHT TO TRIAL BY JURY FULLY TO THE EXTENT THAT ANY SUCH RIGHT SHALL NOW OR HEREAFTER EXIST WITH REGARD TO THIS AGREEMENT, OR ANY CLAIM, COUNTERCLAIM, OR OTHER ACTION ARISING IN CONNECTION THEREWITH. THIS WAIVER OF RIGHT TO TRIAL BY JURY IS GIVEN KNOWINGLY AND VOLUNTARILY BY THE PARTIES, AND IS INTENDED TO ENCOMPASS INDIVIDUALLY EACH INSTANCE AND EACH ISSUE AS TO WHICH THE RIGHT TO A TRIAL BY JURY WOULD OTHERWISE ACCRUE.**

12. **Severability.** In the event that any term or provision of this agreement shall be held to be invalid, void, or unenforceable, then the remainder of this agreement shall not be affected, and each such term and provision of this agreement shall be valid and enforceable to the fullest extent permitted by law.

13. **Assignment.** You acknowledge and agree that the terms and conditions of this contract shall be binding upon and inure to the parties' successors and assigns, subject to applicable laws and regulations.

14. **Disclaimer of Legal or Investment Advice.** Our services do not constitute legal or investment advice. You should seek the advice of legal counsel in such matters. Regulatory authorities may interpret circumstances differently than We do. In addition, the applicable laws, regulations, and regulators' enforcement activities may change over time.

RECORDS, WORKPAPERS, DELIVERABLES, & PROPRIETARY INFORMATION

15. **Maintenance of Records.** You agree to assume full responsibility for maintaining Your original data and records and that Forvis Mazars has no responsibility to maintain this information. You agree You will not rely on Forvis Mazars to provide hosting, electronic security, or backup services, *e.g.*, business continuity or disaster recovery services, to You unless separately engaged to do so. You understand that Your access to data, records, and information from Forvis Mazars' servers, *i.e.*, Forvis Mazars portals used to exchange information, can be terminated at any time and You will not rely on using this to host Your data and records.

16. **Forvis Mazars Workpapers.** Our workpapers and documentation retained in any form of media for this engagement are the property of Forvis Mazars. We can be compelled to provide information under legal process. In addition, We may be requested by regulatory or enforcement bodies (including any State Board) to make certain workpapers available to them pursuant to authority granted by law or regulation. Unless We are prohibited from doing so by law or regulation, Forvis Mazars will Inform You of any such legal process or request. You agree We have no legal responsibility to You in the event We determine We are obligated to provide such documents or information.

17. **Subpoenas or Other Legal Process.** In the event Forvis Mazars is required to respond to any such subpoena, court order, or any government regulatory inquiry or other legal process relating to You or Your management for the production of documents and/or testimony relative to information We obtained or prepared incident to this or any other engagement in a matter in which Forvis Mazars is not a party, You shall compensate Forvis Mazars for all time We expend in connection with such response at normal and customary hourly rates and to reimburse Us for all out-of-pocket expenses incurred in regard to such response.

18. **Use of Deliverables and Drafts.** You agree You will not modify any deliverables or drafts prepared by Us for internal use or for distribution to third parties. You also understand that We may on occasion send You documents marked as draft and understand that those are for Your review purpose only, should not be distributed in any way, and should be destroyed as soon as possible.

    Our report on any financial statements must be associated only with the financial statements that were the subject of Our engagement. You may make copies of Our report, but only if the entire financial statements (exactly as attached to Our report, including related footnotes) and any supplementary information, as appropriate, are reproduced and distributed with Our report. You agree not to reproduce or associate Our report with any other financial statements, or portions thereof, that are not the subject of Our engagement.

19. **Proprietary Information.** You acknowledge that proprietary information, documents, materials, management techniques, and other intellectual property are a material source of the services We perform and were developed prior to Our association with You. Any new forms, software, documents, or intellectual property We develop during this engagement for Your use shall belong to Us, and You shall have the limited right to use them solely within Your business. All reports, templates, manuals, forms, checklists, questionnaires, letters, agreements, and other documents which We make available to You are confidential and proprietary to Us. Neither You, nor any of Your agents, will copy, electronically store, reproduce, or make any such documents available to anyone other than Your personnel. This provision will apply to all materials whether in digital, "hard copy" format, or other medium.

REGULATORY

20. **U.S. Securities and Exchange Commission ("SEC") and other Regulatory Bodies.** Where We are providing services either for (a) an entity that is registered with the SEC, (b) an affiliate of such registrant, or (c) an entity or affiliate that is subject to rules, regulations, or standards beyond those of the American Institute of Certified Public Accountants ("AICPA"), any term of this contract that would be prohibited by or impair Our independence under applicable law or regulation shall not apply to the extent necessary only to avoid such prohibition or impairment.

21. **Offering Document.** You may wish to include Our report(s) on financial statements in an exempt offering document. You agree that any report, including any auditor's report, or reference to Our firm, will not be included in any such offering document without notifying Us. Any agreement to perform work in connection with an exempt offering document, including providing agreement for the use of the auditor's report in the exempt offering document, will be a separate engagement.

    Any exempt offering document issued by You with which We are not involved will clearly indicate that We are not involved by including a disclosure such as, "Forvis Mazars, LLP, our independent auditor, has not been engaged to perform and has not performed, since the date of its report included herein, any procedures on the financial statements addressed in that report. Forvis Mazars, LLP also has not performed any procedures relating to this offering document."

22. **Forvis Mazars Not a Municipal Advisor.** Forvis Mazars is not acting as Your municipal advisor under Section 15B of the *Securities Exchange Act of 1934*, as amended. As such, Forvis Mazars is not recommending any action to You and does not owe You a fiduciary duty with respect to any information or communications regarding municipal financial products or the issuance of municipal securities. You should discuss such matters with internal or external advisors and experts You deem appropriate before acting on any such information or material provided by Forvis Mazars.

23. **Forvis Mazars Not a Fiduciary.** In providing Our attest services, We are required by law and our professional standards to maintain our independence from You. We take this mandate very seriously and thus guard against impermissible relationships which may impair the very independence which You and the users of Our report require. As such, You should not place upon Us special confidence that in the performance of Our attest services We will act solely in Your interest. Therefore, You acknowledge and agree We are not in a fiduciary relationship with You and We have no fiduciary responsibilities to You in the performance of Our services described herein.

TECHNOLOGY

24. **Electronic Sites.** You agree to notify Us if You desire to place Our report(s), including any reports on Your financial statements, along with other information, such as a report by management or those charged with governance on operations, financial summaries or highlights, financial ratios, etc., on an electronic site. You recognize that We have no responsibility to review information contained in electronic sites.

25. **Electronic Signatures and Counterparts.** This contract and other documents to be delivered pursuant to this contract may be executed in one or more counterparts, each of which will be deemed to be an original copy and all of which, when taken together, will be deemed to constitute one and the same agreement or document, and will be effective when counterparts have been signed by each of the parties and delivered to the other parties. Each party agrees that the electronic signatures, whether digital or encrypted, of the parties included in this contract are intended to authenticate this writing and to have the same force and effect as manual signatures. Delivery of a copy of this contract or any other document contemplated hereby, bearing an original manual or electronic signature by facsimile transmission (including a facsimile delivered via the internet), by electronic mail in "portable document format" (".pdf") or similar format intended to preserve the original graphic and pictorial appearance of a document, or through the use of electronic signature software, will have the same effect as physical delivery of the paper document bearing an original signature.

26. **Electronic Data Communication and Storage.** In the interest of facilitating Our services to You, We may send data over the internet, temporarily store electronic data via computer software applications hosted remotely on the internet, or utilize cloud-based storage. Your confidential electronic data may be transmitted or stored using these methods. In using these data communication and storage methods, We employ measures designed to maintain data security. We use reasonable efforts to keep such communications and electronic data secure in accordance with Our obligations under applicable laws, regulations, and professional standards.

    You recognize and accept that We have no control over the unauthorized interception or breach of any communications or electronic data once it has been transmitted or if it has been subject to unauthorized access while stored, notwithstanding all reasonable security measures employed by Us. You consent to Our use of these electronic devices and applications during this engagement.

OTHER MATTERS

27. **Cooperation.** You agree to cooperate with Forvis Mazars in the performance of Forvis Mazars' services to You, including the provision to Forvis Mazars of reasonable facilities and timely access to Your data, information, and personnel. You shall be responsible for the performance of Your employees and agents.

28. **Third-Party Service Providers.** Forvis Mazars may from time to time utilize third-party service providers, including but not limited to domestic software processors or legal counsel, or disclose confidential information about You to third-party service providers in serving Your account. Forvis Mazars maintains, however, internal policies, procedures, and safeguards to protect the confidentiality and security of Your information. In addition, Forvis Mazars will secure confidentiality agreements with all service providers to maintain the confidentiality of Your information. If We are unable to

secure an appropriate confidentiality agreement, You will be asked to consent prior to Forvis Mazars sharing Your confidential information with the third-party service provider.

29. **Independent Contractor.** When providing services to You, We will be functioning as an independent contractor; and in no event will We or any of Our employees be an officer of You, nor will Our relationship be that of joint venturers, partners, employer and employee, principal and agent, or any similar relationship giving rise to a fiduciary duty to You. Decisions regarding management of Your business remain the responsibility of Your personnel at all times. Neither You nor Forvis Mazars shall act or represent itself, directly or by implication, as an agent of the other or in any manner assume or create any obligation on behalf of, or in the name of, the other.

30. **Hiring of Forvis Mazars Personnel.** We ask that You respect the employment relationship that Our personnel have with Our firm and to refrain from any employment offers to Forvis Mazars personnel. However, if You find it necessary to make an offer of employment and if it is accepted, during the term of this engagement and for a period of 18 months after Forvis Mazars stops providing services, You agree that We will be paid a one-time employment fee equal to 100 percent of the employee's highest annual salary. This fee will be payable prior to Our personnel commencing employment with You. Provided, however, You shall not be in violation of the nonsolicitation covenant set forth herein with respect to any position You advertise in the form of a general solicitation not delivered to or focused upon any single individual.

31. **Use of Forvis Mazars Name.** Any time You intend to reference Forvis Mazars' firm name in any manner in any published materials, including on an electronic site, You agree to provide Us with draft materials for review and approval before publishing or posting such information.

32. **Network.** Forvis Mazars, LLP is a Delaware limited liability partnership and an independent member of Forvis Mazars Global Ltd., a leading global professional services network. Forvis Mazars Global Ltd. is a United Kingdom company limited by guarantee and does not provide any services to clients.

33. **Entire Agreement.** The contract, including this Terms and Conditions Addendum and any other attachments or addenda, encompasses the entire agreement between You and Forvis Mazars and supersedes all previous understandings and agreements between the parties, whether oral or written. Any modification to the terms of this contract must be made in writing and signed by both You and Forvis Mazars.

34. **Force Majeure.** We shall not be held responsible for any failure to fulfill Our obligations if such failure was caused by circumstances beyond Our control, including, without limitation, fire or other casualty, act of God, act of terrorism, strike or labor dispute, war or other violence, explosion, flood or other natural catastrophe, epidemic or pandemic, or any law, order, or requirement of any governmental agency or authority affecting either party, including without limitation orders incident to any such epidemic or pandemic, lockdown orders, stay-at-home orders, and curfews.

City of Bryant Uniform Contract

This Contract made and entered into on the 10th day of September, 2025 by and between the City of Bryant (hereinafter called "THE CITY"), and Forvis Mazars (hereinafter called "THE CONTRACTOR")

Type of Contract: The contract will be a five (5) year term contract with an anticipated beginning date of ~~September 10, 2025~~. October 1, 2025

Contract may be voided by either party upon thirty (30) days written notice to the other party.

SCOPE OF SERVICE:

THE CONTRACTOR will provide auditing and tax services to THE CITY.

Audit:

THE CONTRACTOR shall be engaged to express an independent opinion on the fair presentation of the City's governmental activities, business-type activities, and aggregate remaining fund information. The Contractor shall further express an opinion on the fair presentation of the City's combining and individual fund financial statements and schedules, in accordance with Generally Accepted Accounting Principles (GAAP).

The CONTRACTOR shall not be required to conduct a separate audit of the supporting schedules contained within any of the reports. However, the Contractor shall issue an "in-relation-to" opinion on such supporting schedules, based on the auditing procedures applied during the audit of the basic financial statements, as well as the combining and individual fund financial statements and schedules.

THE CONTRACTOR shall not be required to audit the introductory or statistical sections of the report.

Project Timeline

- **Onboarding and Transition:** October through November 2025
- **Audit Planning:** December in the current audit year
- **Interim Testing:** January – February following the end of the audit year
- **Final Fieldwork:** April following the end of the audit year
- **Financial Reporting:** Provided prior to June Bryant City Council following the end of the audit year and prior to June 30 for upload to Government Finance Officers Association (GFOA) Certificate of Achievement for Excellence in Financial Reporting (COA) Program

Tax Services:

THE CONTRACTOR shall prepare and submit 1099-NEC, 1099-S, 1099-MISC, and other tax forms as needed to recipients, IRS, and the State of Arkansas. The timeline is based on the due date of these forms. THE CITY will provide necessary information to the CONTRACTOR following the final check run in January via secure link provided by THE CONTRACTOR.

COST OF SERVICES:

Audit Services:

For Audit Year Ending	Total Cost 79,200	Govt Cost	Business Cost	SEFA Cost
December 31, 2025	~~$80,000~~	$43,000	$28,700	$7,500
December 31, 2026	$84,000	$46,000	$30,100	$7,900
December 31, 2027	$88,200	$48,300	$31,600	$8,300
December 31, 2028	$92,600	$50,700	$33,200	$8,700
December 31, 2029	$97,200	$53,200	$34,900	$9,100

Additional major programs will be billed approximately $7,500 per major program, based on complexity of the program.

Tax Services:

Form Type	Cost Per Form
1099-NEC	$10
1099-MISC	$10
1099-S	$10
Additional Forms	$10

Cost for tax services includes preparation and submission to recipients, IRS, and the State of Arkansas.

Performance Guaranty: THE CITY may terminate this agreement for deficiencies in service by informing THE CONTRACTOR in writing for the precise nature of the service deficiencies, and giving THE CONTRACTOR 30 days to correct the deficiencies. If THE CITY is still dissatisfied with the service at the end of the 30-day probation, the contract will be terminated.

Billing: Invoices shall be delivered to the Finance Department within 30 days of the month billed for. **THE CONTRACTOR must provide copies of their invoices for materials and parts from suppliers when requested.**

Billable work: All work beyond and in addition to the scope of this contract shall be considered billable hours and will require that an estimate for that proposed work be provided to THE CITY representative for consideration and approval obtained prior to work being started. A specific current year Purchase Order (PO) number must be assigned for the work, regardless, the invoice for payment will be submitted within 7 working days after all authorized additional work is completed. An example of a current year PO is 2025009999 for work to be completed in 2025. THE CITY will not be charged additional work for troubleshooting issues related to the scope of services during normal working hours. Downtimes are to be scheduled and kept to an absolute minimum. All repairs shall be completed in accordance with the highest standards of the industry, skill, workmanship, applicable trade practices, meet warranties and in conformance with all applicable laws, codes and regulations.

Emergency call out service: Emergency call out services are not required of THE CONTRACTOR

Liabilities: THE CONTRACTOR shall hold THE CITY, its officers, elected officials, agents, servants, and employees, harmless from liability of any nature or kind because of use of any copyrighted or un-copyrighted composition, secret, process, patented or unpatented invention, articles or appliances furnished or used under this proposal, and agrees to defend, at his own expense, any and all actions brought against THE CITY because of the unauthorized use of such articles.

Accidents: THE CONTRACTOR will report to THE CITY's designated representative any and all accidents involving any property damage or personal injury immediately following said accident or discovery of accident damage. THE CITY shall be indemnified and held harmless for each accident.

Damages: THE CONTRACTOR and his/her staff will be responsible to protect spaces and finishes and clean up all debris and wipe down surfaces and/or vacuum to leave the space in the same condition as it was prior to starting repairs or conducting maintenance or inspections. THE CONTRACTOR will be responsible for all damages to the facility or contents caused by THE CONTRACTOR or their staff during the performance of their duties.

Qualifications of THE CONTRACTOR: THE CONTRACTOR may be required, before the award, to show to the complete satisfaction of THE CITY that it has the necessary facilities, ability, and financial resources to provide the service or goods specified. In order to perform

work within the Police Department, vendor must have employees complete CJIS training and pass a background check.

Personnel: It is THE CONTRACTOR's responsibility to provide qualified and appropriate level of on-site staffing as needed, provide appropriate tools and vehicles necessary to accomplish all duties outlined in the scope of service during normal hours or after normal working hours. THE CONTRACTOR's services are to be compliant with all Federal, State, CARB, AQMD, OSHA and all other applicable regulatory requirements. Proof of training and qualifications shall be made available within 1 week upon request or the individual(s) removed from the site.

THE CONTRACTOR is expected to use staff that would pass standard security checks for all personnel assigned to work under this contract. THE CITY reserves the right to approve/refuse any employees. If required, THE CONTRACTOR may be required to provide proof of a background check within 1 week upon request or the individual(s) must be removed from the site.

Subcontracting: No portion of the work covered by these specifications may be subcontracted

Tools and Equipment: THE CONTRACTOR shall furnish and maintain all equipment necessary for the scope of services to be provided. THE CITY reserves the right to inspect equipment to be used to perform services under this contract. Any equipment determined to be in poor condition must be replaced immediately, at THE CONTRACTOR's expense. Failure to provide suitable equipment for carrying out all requirements of this contract may be grounds for termination.

Acceptance of Terms: All terms and conditions in this contract are deemed to be accepted by THE CONTRACTOR and incorporated in the contract, except the provision(s) which are expressly excluded by the contract specifications.

Annual Engagement Letter: In accordance with its professional standards established by the American Institute of Certified Professional Accountants (AICPA), THE CONTRACTOR will issue an Annual Engagement Letter to THE CITY each year, which shall be signed by both parties and incorporated into this agreement as if set forth herein. However, if any provision in this Contract which conflicts with a provision in Annual Engagement Letter, this Contract shall govern.

City of Bryant Uniform Contract

City of Bryant MAYOR

Signature: _____

Date: 9/10/2025

THE CONTRACTOR

Signature: _____

Date: September 10, 2025

First, I want to thank the committee for their time and effort in creating a conversation about municipal funding that has been very helpful. The past few months I've had the opportunity to hear from the committee, pastors, business leaders, and residents that have been very enlightening when considering our path forward. It's important to note that our discussions about funding are not being had because the city of Bryant is in financial distress. The City of Bryant is in an excellent financial position. The creation of this committee was to help ensure we are prepared for future growth and infrastructure upgrades–particularly stormwater improvements, public safety funding, and street maintenance.
That being said I would ask the Municipal Funding Committee to make the following recommendations to the City Council.

- Seek to lower fees that directly increase water, sewer, and stormwater fees.
- Do not increase property taxes
- Pursue a sales tax initiative to help spread the cost of city services and infrastructure improvements to non-residents who also use and benefit from them.

If a sales tax initiative is pursued, it should:

- Be fully vetted through public input to build transparency and trust.
- Receive unified support from city leadership.
- Be clearly communicated to the public, with extensive education efforts to ensure voters understand exactly what they are funding and how those dollars will be used

If a sales tax initiative is the desire of the council the 2050 Comprehensive Planning Process could serve as the vehicle for developing and determining the details of a potential sales tax initiative. I believe such an initiative could be placed on the ballot in the future.

Furthermore, I recommend that no new fees or increases to property taxes be enacted until this process is complete and voters have had the opportunity to decide on a sales tax initiative.

Finally, I would ask members of this committee to make themselves available to assist the City Council throughout the comprehensive planning process, whether by serving on a steering committee or any other capacity that may be helpful.

AGENDA ITEM HISTORY SHEET

ITEM TITLE	**AGENDA NO.** 5
Resolution 2025-38	**AGENDA DATE:** 9/30/2025

FUNDING CERTIFICATION (Finance Director) (Signature, if applicable)

MANAGEMENT STAFF REVIEW (Signature)

MAYOR (Signature)

ITEM HISTORY (Previous Council reviews, action related to this item, and other pertinent history)

Animal Control recently received new vehicles to replace their old vehicles.

ITEM COMMENTARY (Background discussion, key points, recommendations, etc.) Please identify any or all impacts this proposed action would have on the City budget, personnel resources, and/or residents.

Equipment listed includes two pickup trucks, two large dog kennels, and an office desk.

(This section to be completed by the Mayor)

ACTION PROPOSED (Motion for Consideration)

Motion to approve listing and selling of items.

RESOLUTION No. 2025-_____

A RESOLUTION AUTHORIZING THE CITY OF BRYANT TO SELL AND/OR DISPOSE OF SURPLUS EQUIPMENT OWNED BY THE CITY OF BRYANT

WHEREAS, the City of Bryant owns certain property, that are in a state of disrepair, not used, obsolete or otherwise not needed by the City of Bryant; and

WHEREAS, the City of Bryant wishes to dispose of these items through public auction and finds that an online, public auction is the most efficient and effective way to dispose of these items; and

WHEREAS, the City of Bryant cannot guarantee that these items will be sold via this auction, needs to have an alternate method of disposal should a sale of such items not be accomplished.

NOW, THEREFORE, BE IT RESOLVED BY THE CITY COUNCIL OF THE CITY OF BRYANT, ARKANSAS, THAT:

Section 1: That the Mayor, or his/ her duly authorized representative, may sell, exchange any municipal supplies, materials or equipment through the use of an online public auction.

Section 2: If the public auction is unsuccessful, the Mayor, or his/her duly authorized representative may dispose of the items by any lawful and reasonable means necessary.

Section 3: The Mayor, or his/her duly authorized representative, is authorized to dispose of the following list of items, attached hereto and incorporated herein as "Exhibit A".

PASSED AND APPROVED this ____ day of _____, _____..

APPROVED:

_____

Chris Treat, Mayor

ATTEST:

_____

Mark Smith, City Clerk

Exhibit A

1. Fleet # 06C01 2006 Chevrolet K1500 Pickup Truck Single Cab White in Color VIN 3GCEC14X26G251441

2. Fleet #08C02 2008 Chevrolet Silverado Ext Cab Pickup Truck White in Color VIN 1GCEC19X48Z293928

3. Jones Trailer Slide-in Aluminum Dog Box for Long Bed with Exhaust Fan and Lights x 2

4. Jones Trailer Slide-in Aluminum Dog Box for Short Bed with Exhaust Fan and Lights x 1

5. Dark Cherry Desk and Cabinet Topper, with no Inventory tag #.

AGENDA ITEM HISTORY SHEET

ITEM TITLE	**AGENDA NO.** 6
Ordinance 2025-11 Water Rates	**AGENDA DATE:** 9/30/2025

FUNDING CERTIFICATION (Finance Director) (Signature, if applicable) 9/22/25

MANAGEMENT STAFF REVIEW (Signature)

MAYOR (Signature)

ITEM HISTORY (Previous Council reviews, action related to this item, and other pertinent history)

The proposed rate study has been reviewed at WSAC regular & special meeting, planning commission, community engagement committee, and a meeting with business leaders. Ryan Bowman with Friday Firm along with staff have drafted/reviewed these ordinances.

ITEM COMMENTARY (Background discussion, key points, recommendations, etc.) Please identify any or all impacts this proposed action would have on the City budget, personnel resources, and/or residents.

This ordinance reflects the rates that were proposed in our recently completed Water/Wastewater Rate Study. The water rates are scheduled to increase by 9% each year for the next 5 years. Act 605 requires a rate study to be completed by a third party every 5 years, and they require the implementation of full cost pricing meaning we must have rates that provide us with adequate revenue to continue operating the system at the current level of service as well as completing our Council adopted Water Capital Improvement Plan. Our last rate ordinance was passed in 2021 as Ordinance 2021-06.

(This section to be completed by the Mayor)

ACTION PROPOSED (Motion for Consideration)

Complete a first reading of proposed ordinance in September, allow for public hearing to be held during October's Council meeting, and adopt the ordinance as proposed in October to ensure adequate time for Natural Resources Division to review/approve and proper budgeting to occur before rates go into effect January 1, 2026.

ORDINANCE NO. _____

AN ORDINANCE FIXING RATES FOR SERVICES RENDERED BY THE WATER FACILITIES OF THE WATER AND SEWER SYSTEM OF THE CITY OF BRYANT, ARKANSAS; AND PRESCRIBING OTHER MATTERS RELATING THERETO.

WHEREAS, the City of Bryant, Arkansas (the "City") owns and operates a water and sewer system (the "System"); and

WHEREAS, in order to comply with Act 605 of 2021, the City Council has determined that the rates charged for water services of the System should be increased;

NOW, THEREFORE, BE IT ORDAINED by the City Council of the City of Bryant, Arkansas:

Section 1. The following monthly rates and charges, which the City Council hereby finds and declares are fair, reasonable and necessary rates, are hereby fixed as rates to be charged for water services to be rendered by the System.

Monthly Water Rates. (a) For water service between January 1, 2026 and December 31, 2026, the amount to be paid by each customer shall be computed on the basis of the following schedule of rates:

January 1, 2026 - December 31, 2026

For the first 2,000 gallons of water consumption per month or portion thereof:

Meter Size	*Minimum Charge*
5/8"	$ 15.84
1"	23.76
1 1/2"	39.60
2"	79.19
3"	126.70
4"	237.58
6"	791.92

All consumption in excess of 2,000 gallons: $0.761 per 100 gallons

(b) For water service between January 1, 2027 and December 31, 2027, the amount to be paid by each customer shall be computed on the basis of the following schedule of rates:

January 1, 2027 - December 31, 2027

For the first 2,000 gallons of water consumption per month or portion thereof:

Meter Size	*Minimum Charge*
5/8"	$ 17.26
1"	25.90
1 1/2"	43.16
2"	86.32
3"	138.10
4"	258.96
6"	863.19

All consumption in excess of 2,000 gallons: $0.829 per 100 gallons

(c) For water service between January 1, 2028 and December 31, 2028, the amount to be paid by each customer shall be computed on the basis of the following schedule of rates:

January 1, 2028 - December 31, 2028

For the first 2,000 gallons of water consumption per month or portion thereof:

Meter Size	*Minimum Charge*
5/8"	$ 18.82
1"	28.23
1 1/2"	47.05
2"	94.08
3"	150.53
4"	282.26
6"	940.88

All consumption in excess of 2,000 gallons: $0.904 per 100 gallons

(d) For water service between January 1, 2029 and December 31, 2029, the amount to be paid by each customer shall be computed on the basis of the following schedule of rates:

January 1, 2029 - December 31, 2029

For the first 2,000 gallons of water consumption per month or portion thereof:

Meter Size	*Minimum Charge*
5/8"	$ 20.51
1"	30.77
1 1/2"	51.28
2"	102.55
3"	164.08

4"	307.67
6"	1,025.56

All consumption in excess of 2,000 gallons: $0.985 per 100 gallons

(e) For water service between January 1, 2030 and December 31, 2030, the amount to be paid by each customer shall be computed on the basis of the following schedule of rates:

January 1, 2030 - December 31, 2030

For the first 2,000 gallons of water consumption per month or portion thereof:

Meter Size	*Minimum Charge*
5/8"	$ 22.36
1"	33.54
1 1/2"	55.90
2"	111.78
3"	178.85
4"	335.36
6"	1,117.86

All consumption in excess of 2,000 gallons: $1.074 per 100 gallons

(f) The rates in (e) above shall be increased by 5% on January 1, 2031 and on each January 1 thereafter.

(g) Customers receiving water services to locations outside of City limits will be charged double the prevailing minimum charge.

(h) Each customer 65 years and older, with verification of age, shall receive a senior citizen discount of three dollars and eighty-one cents ($3.81), which shall be deducted from the monthly water bill.

(i) If the City determines that it is necessary to purchase from any secondary water provider, customers will be charged an additional surcharge of $0.04 per 100 gallons of water consumption, in addition to the then-prevailing water rates, for the month in which the City purchases from said secondary provider.

Section 2. (a) On or before June 30, 2029 and on or before June 30 of each fifth (5th) year thereafter, the City shall engage a duly qualified rate analyst not in the regular employ of the City (an "Analyst") to review the then current water and sewer rates and make recommendations as to whether any rate increases are necessary to produce revenues sufficient to pay debt service on outstanding bonds secured by System revenues ("System Bonds"), provide an adequate depreciation fund, pay the costs of operating and maintaining the System and meet any required bond covenants for the ensuing fiscal year.

(b) Beginning in 2026, the City, on or before June 30 of each year that an Analyst is not engaged pursuant to subsection (a) above, shall review the then current water and sewer rates to determine whether any rate increases are necessary to produce revenues sufficient to pay debt service on outstanding System Bonds, provide an adequate depreciation fund, pay the costs of operating and maintaining the System and meet any required bond covenants for the ensuing fiscal year.

Section 3. None of the water services afforded by the System shall be furnished without a charge being made therefore. Any multi-unit that has installed a master meter will pay the Minimum Charge on each unit plus usage shown on the master meter.

Section 4. The provisions of this Ordinance are separable and if a section, phrase or provision shall be declared invalid, such declaration shall not affect the validity of the remainder of this Ordinance.

Section 5. All ordinances and resolutions and parts thereof in conflict herewith are hereby repealed to the extent of such conflict.

PASSED: _____, 2025.

APPROVED:

_____
Mayor

ATTEST:

_____
City Clerk

(SEAL)

CERTIFICATE

The undersigned, City Clerk of the City of Bryant, Arkansas, hereby certifies that the foregoing pages are a true and perfect copy of Ordinance No. _____, adopted at a regular session of the City Council of the City of Bryant, Arkansas, held at the regular meeting place in said City at 6:30 o'clock p.m., on the _____ day of _____, 2025, and that the Ordinance is of record in Ordinance Record Book No. _____, Page _____, now in my possession.

GIVEN under my hand and seal on this _____ day of _____, 2025.

_____

City Clerk

(SEAL)

AGENDA ITEM HISTORY SHEET

ITEM TITLE Ordinance 2025-12 Wastewater Rates	**AGENDA NO.** 7 **AGENDA DATE:** 9/30/2025

FUNDING CERTIFICATION (Finance Director) (Signature, if applicable)

9/24/25

MANAGEMENT STAFF REVIEW (Signature)

MAYOR (Signature)

ITEM HISTORY (Previous Council reviews, action related to this item, and other pertinent history)

The proposed rate study has been reviewed at WSAC regular & special meeting, planning commission, community engagement committee, and a meeting with business leaders. Ryan Bowman with Friday Firm along with staff have drafted/reviewed these ordinances.

ITEM COMMENTARY (Background discussion, key points, recommendations, etc.) Please identify any or all impacts this proposed action would have on the City budget, personnel resources, and/or residents.

This ordinance reflects the rates that were proposed in our recently completed Water/Wastewater Rate Study. The wasterwater rates are scheduled to increase by 6% for 3 years followed by 2% the next 2 years. Act 925 requires the implementation of full cost pricing meaning we must have rates that provide us with adequate revenue to continue operating the system at the current level of service as well as completing our Council adopted Wastewater Capital Improvement Plan. Our last rate ordinance was passed in 2021 as Ordinance 2021-07. This ordinance also includes the Monthly Infrastructure Fee so fees/rates are easily trackable.

(This section to be completed by the Mayor)

ACTION PROPOSED (Motion for Consideration)

Complete a first reading of proposed ordinance in September, allow for public hearing to be held during October's Council meeting, and adopt the ordinance as proposed in October to ensure adequate time for Natural Resources Division to review/approve and proper budgeting to occur before rates go into effect January 1, 2026.

ORDINANCE NO. _____

AN ORDINANCE FIXING RATES FOR SERVICES RENDERED BY THE SEWER FACILITIES OF THE WATER AND SEWER SYSTEM OF THE CITY OF BRYANT, ARKANSAS; AND PRESCRIBING OTHER MATTERS RELATING THERETO.

WHEREAS, the City of Bryant, Arkansas (the "City") owns and operates a water and sewer system (the "System"); and

WHEREAS, the City Council has determined that the rates charged for sewer services of the System should be increased;

NOW, THEREFORE, BE IT ORDAINED by the City Council of the City of Bryant, Arkansas:

Section 1. The following monthly rates and charges, which the City Council hereby finds and declares are fair, reasonable and necessary rates, are hereby fixed as rates to be charged for sewer services to be rendered by the System.

Monthly Sewer Rates. (a) For sewer service between January 1, 2026 and December 31, 2026, the amount to be paid by each customer shall be computed on the basis of the following schedule of rates:

January 1, 2026 - December 31, 2026

For the first 2,000 gallons of water consumption per month or portion thereof	$21.94 (minimum charge)
All water consumption in excess of 2,000 gallons	$1.170 per 100 gallons

(b) For sewer service between January 1, 2027 and December 31, 2027, the amount to be paid by each customer shall be computed on the basis of the following schedule of rates:

January 1, 2027 - December 31, 2027

For the first 2,000 gallons of water consumption per month or portion thereof	$23.26 (minimum charge)
All water consumption in excess of 2,000 gallons	$1.240 per 100 gallons

(c) For sewer service between January 1, 2028 and December 31, 2028, the amount to be paid by each customer shall be computed on the basis of the following schedule of rates:

January 1, 2028 - December 31, 2028

For the first 2,000 gallons of water consumption per month or portion thereof	$24.65 (minimum charge)
All water consumption in excess of 2,000 gallons	$1.315 per 100 gallons

(d) For sewer service between January 1, 2029 and December 31, 2029, the amount to be paid by each customer shall be computed on the basis of the following schedule of rates:

January 1, 2029 - December 31, 2029

For the first 2,000 gallons of water consumption per month or portion thereof	$25.15 (minimum charge)
All water consumption in excess of 2,000 gallons	$1.341 per 100 gallons

(e) For sewer service between January 1, 2030 and December 31, 2030, the amount to be paid by each customer shall be computed on the basis of the following schedule of rates:

January 1, 2030 - December 31, 2030

For the first 2,000 gallons of water consumption per month or portion thereof	$25.65 (minimum charge)
All water consumption in excess of 2,000 gallons	$1.368 per 100 gallons

(f) The rates in (e) above shall be increased by 5% on January 1, 2031 and on each January 1 thereafter.

(g) Customers receiving sewer services to locations outside of City limits will be charged double the prevailing minimum charge.

(h) Each customer 65 years and older, with verification of age, shall receive a senior citizen discount of three dollars and eighty-one cents ($3.81), which shall be deducted from the monthly sewer bill.

(i) Customers receiving sewer services that require grinder pumps permitted, operated and maintained by the City will be charged a flat monthly surcharge in the amount of $12.95 in addition to charges for sewer usage.

Section 2. (a) On or before June 30, 2029 and on or before June 30 of each fifth (5th) year thereafter, the City shall engage a duly qualified rate analyst not in the regular employ of the City (an "Analyst") to review the then current water and sewer rates and make recommendations as to whether any rate increases are necessary to produce revenues sufficient to pay debt service on outstanding bonds secured by System revenues ("System Bonds"), provide an adequate depreciation fund, pay the costs of operating and maintaining the System and meet any required bond covenants for the ensuing fiscal year.

(b) Beginning in 2026, the City, on or before June 30 of each year that an Analyst is not engaged pursuant to subsection (a) above, shall review the then current water and sewer rates to determine whether any rate increases are necessary to produce revenues sufficient to pay debt service on outstanding System Bonds, provide an adequate depreciation fund, pay the costs of operating and maintaining the System and meet any required bond covenants for the ensuing fiscal year.

Section 3. None of the sewer services afforded by the System shall be furnished without a charge being made therefore. Any multi-unit that has installed a master meter will pay the Minimum Charge on each unit plus usage shown on the master meter.

Section 4. (a) All customers of the System shall be charged a monthly fee (the "System Infrastructure Fee") to be used solely for the repayment of System Bonds. The System Infrastructure Fee will be paid by all customers regardless of the amount of water used or wastewater discharged. All revenues derived from the System Infrastructure Fee shall be used solely for payment of debt service (principal, interest, and trustee fees and expenses) of System Bonds.

(b) The monthly System Infrastructure Fee for each mobile home, with or without a separate water meter, shall be as set forth in subsection (i) below.

(c) The monthly System Infrastructure Fee for each apartment, residential dwelling unit, with or without a separate water meter, shall be as set forth in subsection (i) below.

(d) The monthly System Infrastructure Fee for each new residential dwelling unit of any type, with or without a separate water meter, shall be as set forth in subsection (i) below.

(e) The monthly System Infrastructure Fee for each health care facility shall be based on meter size as set forth in subsection (j) below.

(f) The monthly System Infrastructure Fee for each State funded facility shall be based on meter size as set forth in subsection (j) below.

(g) The monthly System Infrastructure Fee for commercial establishments ("Commercial Establishments") shall be based on meter size as set forth in subsection (j) below. Any additional unit without a separate water meter ("Additional Unit") shall be an amount set forth in subsection (i) below.

(h) The monthly System Infrastructure Fee for all other customers will be based on meter size as set forth in subsection (j) below.

(i) The System Infrastructure Fee for customers in subsections (b), (c), (d) and (g) with respect to Additional Units shall be as follows:

(1) January 1, 2026 – December 31, 2026: $10.00
(2) January 1, 2027 – December 31, 2027: $10.50
(3) January 1, 2028 – December 31, 2028: $11.03
(4) January 1, 2029 – December 31, 2029: $11.58
(5) January 1, 2030 – December 31, 2030: $12.16
(6) On and after January 1, 2031: 5% annual increase

(j) The System Infrastructure Fee for customers in subsections (e), (f), (g) with respect to Commercial Establishments and (h) shall be based on meter size as follows:

January 1, 2026 – December 31, 2026

Meter Size	System Infrastructure Fee
5/8" and 3/4"	$ 10.00
1"	55.13
1 1/2"	110.25
2"	176.40
3"	352.80
4"	556.76
6" and 8"	1,113.53

January 1, 2027 – December 31, 2027

Meter Size	System Infrastructure Fee
5/8" and 3/4"	$ 10.50
1"	57.88
1 1/2"	115.76
2"	185.22
3"	370.44
4"	584.60
6" and 8"	1,169.20

January 1, 2028 – December 31, 2028

Meter Size	System Infrastructure Fee
5/8" and 3/4"	$ 11.03
1"	60.78
1 1/2"	121.55

2"	194.48
3"	388.96
4"	613.83
6" and 8"	1,227.66

January 1, 2029– December 31, 2029

Meter Size	System Infrastructure Fee
5/8" and 3/4"	$ 11.58
1"	63.81
1 1/2"	127.63
2"	204.21
3"	408.41
4"	644.52
6" and 8"	1,289.04

January 1, 2030 – December 31, 2030

Meter Size	System Infrastructure Fee
5/8" and 3/4"	$ 12.16
1"	67.00
1 1/2"	134.01
2"	214.42
3"	428.83
4"	676.75
6" and 8"	1,353.50

On and after January 1, 2031

5% annual increase

Section 5. The provisions of this Ordinance are separable and if a section, phrase or provision shall be declared invalid, such declaration shall not affect the validity of the remainder of this Ordinance.

Section 6. All ordinances and resolutions and parts thereof in conflict herewith are hereby repealed to the extent of such conflict.

PASSED: _____, 2025.

APPROVED:

_____

Mayor

ATTEST:

_____

City Clerk

(SEAL)

CERTIFICATE

The undersigned, City Clerk of the City of Bryant, Arkansas, hereby certifies that the foregoing pages are a true and perfect copy of Ordinance No. _____, adopted at a regular session of the City Council of the City of Bryant, Arkansas, held at the regular meeting place in said City at 6:30 o'clock p.m., on the _____ day of _____, 2025, and that the Ordinance is of record in Ordinance Record Book No. _____, Page _____, now in my possession.

GIVEN under my hand and seal on this _____ day of _____, 2025.

_____

City Clerk

(SEAL)

AGENDA ITEM HISTORY SHEET

ITEM TITLE	**AGENDA NO.** 10
Resolution 2025-39 CDL Policy	**AGENDA DATE:** 9/30/2025

FUNDING CERTIFICATION (Finance Director) (Signature, if applicable)

MANAGEMENT STAFF REVIEW (Signature)

MAYOR (Signature)

ITEM HISTORY (Previous Council reviews, action related to this item, and other pertinent history)

Reviewed by Public Works, Legal and Human Resources

ITEM COMMENTARY (Background discussion, key points, recommendations, etc.) Please identify any or all impacts this proposed action would have on the City budget, personnel resources, and/or residents.

Resolution establishing policies and procedures for employees obtaining commercial drivers license through the City of Bryant, this will be new policy that will be added.

(This section to be completed by the Mayor)

ACTION PROPOSED (Motion for Consideration)

Proposal to approved policies and procedures for obtaining commercial drivers license through the City of Bryant.

RESOLUTION NO. 2025-____

A RESOLUTION ADOPTING POLICY AND PROCEDURES FOR OBTAINING COMMERCIAL DRIVERS LICENSE THROUGH THE CITY OF BRYANT PUBLIC WORKS DEPARTMENT AND ADDING POLICY AND PROCEDURES TO THE CITY OF BRYANT EMPLOYEE HANDBOOK.

WHEREAS, The City of Bryant finds it necessary to adopt policy and procedures for employees obtaining commercial drivers license through the City on Bryant Public Works Department;

WHEREAS, The City of Bryant Public Works has obtained ability and licensing to certify commercial drivers license within the City of Bryant Public Works Department;

WHEREAS, The City of Bryant Public Works Department has a Commercial Drivers License Administrator on staff to certify and assist employees in obtaining a commercial drivers license through the City of Bryant Public Works Department.

WHEREAS, The City of Bryant Public Works finds in its best interest to protect training budgets, tax paying citizens and longevity of employees obtaining commercial drivers licenses through the City of Bryant Public Works the following policies and procedures shall be put in full force and effect:

1. It is the sole discretion of the City Bryant Public Works for which employees will obtain a commercial drivers license through the City of Bryant Public Works Department.
2. New employees must maintain a six month probationary period from the date of hire before being eligible to obtain a commercial drivers license through the City of Bryant Public Works Department.
3. Employees who are currently employed before the acceptance of this resolution shall be grandfathered and do not have to follow a six month probationary period.
4. Any employee who obtains a commercial driver license through the City of Bryant and does not remain employed with the City of Bryant for a minimum of twenty-four (24) months after obtaining their commercial drivers license will be responsible for incurring the cost for the commercial drivers license that was obtained.
5. Cost incurred will be accompanied by receipts put in the employees human resources file from the Commercial Drivers License Administrator. Costs incurred may include but are not limited to Commercial Drivers License Theory Training, Commercial Driver's License Manual for Permit, Endorsements and updates to drivers license with commercial endorsement.
6. If an employee terminates employment with the City of Bryant after purchasing the Commercial Drivers License Theory Training or the Commercial Driver's License Manual for Permit the employee shall be responsible for those costs incurred at the time of employment termination.

7. Employees who are terminated or self terminate their employment with the City of Bryant during the procurement process of obtaining a commercial drivers license or before their twenty-four (24) month probationary period is met, shall be responsible for repaying the cost incurred to obtain their commercial drivers license through the City of Bryant. All incurred charges shall be charged back through payroll deductions on the employees final payroll process.

NOW, THEREFORE, BE IT RESOLVED by the City Council of the City of Bryant, Arkansas:

The City of Bryant hereby finds it necessary to adopt policy and procedures for employees obtaining commercial drivers license through the City of Bryant Public Works Department.

PASSED AND APPROVED this _____day of September, 2025.

APPROVED:

_____

Chris Treat, Mayor

ATTEST:

_____

Mark Smith, City Clerk

AGENDA ITEM HISTORY SHEET

ITEM TITLE	**AGENDA NO.** 13
Resolution 2025-41 Public Works GovDeals	**AGENDA DATE:** 9-30-2025

FUNDING CERTIFICATION (Finance Director) (Signature, if applicable)

MANAGEMENT STAFF REVIEW (Signature)

MAYOR (Signature)

ITEM HISTORY (Previous Council reviews, action related to this item, and other pertinent history)

Yearly Public Works posting for sale of vehicles and equipment on GovDeals

ITEM COMMENTARY (Background discussion, key points, recommendations, etc.) Please identify any or all impacts this proposed action would have on the City budget, personnel resources, and/or residents.

Public auction of vehicles and equipment on GovDeals. Equipment listed is for sale of Water Department Vehicles and Street Department equipment. All vehicles and equipment are fully depreciated.

(This section to be completed by the Mayor)

ACTION PROPOSED (Motion for Consideration)

Proposed to call for a motion to allow for Sale of vehicles and equipment on GovDeals

RESOLUTION NO. 2025-____

A RESOLUTION ALLOWING FOR PUBLIC BIDDING FOR SALE OF EQUIPMENT, VEHICLES AND OTHER ITEMS AS NAMED IN THIS RESOLUTION ON GOVDEALS

WHEREAS, The City of Bryant finds it necessary for for public bidding for sale of equipment, vehicles and other items;

WHEREAS, The City of Bryant finds it necessary to place equipment, vehicles or other items out to public bid for sale due to the aforementioned reaching its life expectancy, damage, age or being inoperable:

WHEREAS, The City of Bryant finds the following equipment, vehicles and items to be damaged, inoperable, aged or having reached their life expectancy:

- 2017 Dodge Ram 1500 2WD VIN# 3C6RR7KT3HG654857
- 2014 Dodge Ram 2500 4x4 VIN# 3C6TR5CT0EG163411
- 2016 Dodge Ram 2500 4x4 VIN# 3C6UR5CJ3GG358859
- 2017 Hydac Model JAJ 600RWH Serial# 7232
- Sakai Roller SV400 Serial # VSV15-30172
- 1980 Onan Model MEP002A Diesel Generator Serial# 7234
- 1985 Libby Model MEP002A Diesel Generator Serial# RZ32261
- Bobcat Model 84" Angle Broom Attachment Serial# 231412540 (Year Model Unknown)
- 2017 Bad Boy ZT Elite Zero Turn Mower Serial# 704588
- 2017 Ram 3500 Single Cab Knapheide Service Body & 2.5 Ton Crane VIN# 3663RRAL3HG655201
- 2011 GMC SIERRA 2WD - VIN# 1GTN1TEX1BZ144553

NOW, THEREFORE, BE IT RESOLVED by the City Council of the City of Bryant, Arkansas:

The City of Bryant hereby allows for the public bidding for sale of all equipment, vehicles and other items listed above on GovDeals that are deemed inoperable, aged, reaching its life expectancy, or damaged.

PASSED AND APPROVED this _____day of September, 2025.

APPROVED:

_____

Chris Treat, Mayor

ATTEST:

Mark Smith, City Clerk

AGENDA ITEM HISTORY SHEET

ITEM TITLE	**AGENDA NO.** 14
ARDOT Right of Way Offer	**AGENDA DATE:** 9/30/2025

FUNDING CERTIFICATION (Finance Director) (Signature, if applicable)

MANAGEMENT STAFF REVIEW (Signature)

MAYOR (Signature)

ITEM HISTORY (Previous Council reviews, action related to this item, and other pertinent history)

ARDOT is aquiring ROW for the Highway 5 Widening Project

ITEM COMMENTARY (Background discussion, key points, recommendations, etc.) Please identify any or all impacts this proposed action would have on the City budget, personnel resources, and/or residents.

A small portion of land at LS 25 is required by ARDOT for right-of-way purposes as part of the Highway 5 project. After review and consultation with Volkert, Garnat Engineering, and City staff, it has been determined that the acquisition will not impact our operations.

ARDOT has presented a total offer of $3,825.00, which includes:
- $1,325.00 – Land value
- $2,500.00 – Chain link fence and paved driveway with drain tying into Midland Road

This offer is acknowledged as acceptable. We respectfully request the Council's approval to move forward with this acquisition and allow the Highway 5 project to continue as planned.

(This section to be completed by the Mayor)

ACTION PROPOSED (Motion for Consideration)

135
RES.= 2.77 AC.
EXIST
3291
+20
323.13'
57.36'
N22°10'36"E
S2°11'23"W
54.00'
N87°15'38"W
142.16'
3957
9.61'
10.00'
N87°48'18"W
30.00'
Image © 2025 Airbus

DATE REVISED	DATE REVISED	FED. RD. DIST. NO.	STATE	JOB NO.	SHEET NO.	TOTAL SHEETS
		6	ARK.	061632		

PLAN & PROFILE - MIDLAND RD.

DI-T3-1 MIDLAND STA. 18+96 CONSTRUCT DROP INLET ON RT. H=4'-9" W/ DBL. 4' EXT. AND 18"x51' PIPE CULVERT TO DROP INLET STA. 18+48 RT. TYPE MO DROP INLET = 5' DIA. TYPE C DROP INLET = 5'x3' 18" R.C. PIPE (CLASS III) (TYPE 3 BEDDING) = 51 LIN. FT.

DI-T3-2 MIDLAND STA. 18+96 CONSTRUCT DROP INLET ON LT. H=4'-7" W/ DBL. 4' EXT. AND 18"x27' PIPE CULVERT TO DROP INLET STA. 18+96 RT. TYPE MO DROP INLET = 4' DIA. TYPE C DROP INLET = 4'x3' 18" R.C. PIPE (CLASS III) (TYPE 3 BEDDING) = 27 LIN. FT.

DI-T3-3 MIDLAND STA. 18+65 CONSTRUCT DROP INLET 27.5' LT. H=2'-3" W/ 4' EXT. AND 18"x28' PIPE CULVERT TO DROP INLET STA. 18+96 LT. TYPE E DROP INLET = 3'x3' DIA. 18" R.C. PIPE (CLASS III) (TYPE 3 BEDDING) = 28 LIN. FT.

DI-T1-6 STA. 19+48 CONSTRUCT DROP INLET ON RT. H=6'-8" W/ 30"x54' PIPE CULVERT TO DROP INLET STA. 34+50 RT. TYPE MO DROP INLET = 4' DIA. TYPE C DROP INLET = 4'x3' 30" R.C. PIPE (CLASS III) (TYPE 3 BEDDING) = 54 LIN. FT.

C.L. - MIDLAND RD. SOUTH
PI = 18+69.22
Δ = 57°05'00" LT.
D = 28°30'00"
T = 109.35
L = 200.30
PRC = 17+59.87
PT = 19+60.17
e = NO SUPER

C.L. - MIDLAND RD. SOUTH
PI = 17+09.02
Δ = 29°40'00" RT.
D = 28°30'00"
T = 53.24'
L = 104.09'
PC = 16+55.78
PRC = 17+59.87
e = NO SUPER

STA. 340+48.49 C.L. HWY. 5 = STA. 20+00.00 C.L. MIDLAND RD. ∢ 90°00'00"

C.L. HWY. 5 STA. 340+48.49 = C.L. MIDLAND RD. SOUTH STA. 20+00.00 ∢ 90°00'00"

OBLITERATE EXISTING ROADWAY

STA. 23+06 IN PLACE
24" X 33' RC PIPE CULVERT
LT. SIDE DRAIN
REMOVE AND INSTALL
28" X 20" X 36' PIPE CULVERT
LT. SIDE DRAIN
CONSTRUCT APPROACH =
XX CU. YDS. CUT
XX CU. YDS. FILL

RESERVE FOR STAMP

RESERVE FOR DATE

DI-ZI-2 MIDLAND RD. STA. 22+25 CONSTRUCT DROP INLET ON LT. H=4'-6" W/ 4' EXT. AND 18"x28' PIPE CULVERT TO DROP INLET STA. 22+25 RT. TYPE MO DROP INLET = 4' DIA. TYPE C DROP INLET = 4'x3' 18" R.C. PIPE (CLASS III) (TYPE 3 BEDDING) = 28 LIN. FT.

C.L. - MIDLAND RD.
PI = 21+08.87
Δ = 28°20'20" RT.
D = 26°00'00"
T = 57.85'
L = 113.33'
PC = 20+51.02
PT = 21+64.35
e = NO SUPER

DI-ZI-1 MIDLAND RD. STA. 22+25 CONSTRUCT DROP INLET ON RT. H=4'-8" W/ 4' EXT. AND 18"x73' PIPE CULVERT TO FES RT. TYPE MO DROP INLET = 4' DIA. TYPE C DROP INLET = 4'x3' 18" R.C. PIPE (CLASS III) (TYPE 3 BEDDING) = 73 LIN. FT. 18" FES = 1EACH

STA. 21+21 CONSTRUCT APPROACH ON RT. =
XX CU. YDS. CUT
XX CU. YDS. FILL

SPECIAL FLOOD HAZARD AREA

MIDLAND RD.

REFER TO SURVEY CONTROL DETAIL SHEETS FOR HORIZONTAL AND VERTICAL CONTROL POINTS

LT. SIDE STORM SEWER

MIDLAND RD. S. 18+96 LT. TOP ELEV.=363.46

MIDLAND RD. S. 18+65 27.5' LT. TOP ELEV.=361.40

C.L. MIDLAND RD. SOUTH STA. 19+72.00 = C.L. HWY. 5 STA. 340+48.49, 28.00' RT. ELEV. 364.20

C.L. MIDLAND RD. STA. 20+28.00 = C.L. HWY. 5 STA. 340+48.49, 28.00' LT. ELEV. 365.54

MIDLAND RD. STA. 22+25 LT. TOP ELEV.=356.33

50' VERTICAL TRANSITION TO MATCH EXISTING

MIDLAND RD. S. 18+96 RT. TOP ELEV.=363.46

MIDLAND RD. S. 19+48 RT. TOP ELEV.=363.98

MIDLAND RD. STA. 22+25 RT. TOP ELEV.=356.35

EXISTING GROUND

PROFILE GRADE

HWY. 5

VC=100.00' K=201.92 e=-0.06

VC=100.00' K=27.00 e=0.46

VC=140.00' K=12.20 e=52.01

VC=80.00' K=27.40 e=0.29

18" x 51' @ 0.50%

18" x 73' @ 9.97%

F.L. ELEV.=358.78(W)
F.L. ELEV.=358.68(N)
F.L. ELEV.=358.42(S)
F.L. ELEV.=359.49(W)
F.L. ELEV.=357.32(NE)
F.L. ELEV.=351.57(W)
F.L. ELEV.=351.47(N)
F.L. ELEV.=351.85(E)

8/13/2025 10:36:41AM
JGBradley
WORKPLACE AHTD
\\ahtd.ad\projects\059976.1 - AR061 061632 Hwy 183 Pulaski Co Line\Drawings\SHEET\2025-08-13 TR 135 Exhibit\061632_PP_MID_AND_RD_01.dgn
REVISED DATE:

DATE REVISED	DATE REVISED	FED. RD. DIST. NO.	STATE	JOB NO.	SHEET NO.	TOTAL SHEETS
		6	ARK.	061632		

PLAN & PROFILE - MIDLAND RD.

DI-T3-1 MIDLAND STA. 18+96 CONSTRUCT
DROP INLET ON RT. H=4'-9"
W/ DBL. 4' EXT. AND 18"x51' PIPE CULVERT
TO DROP INLET STA. 18+48 RT.
TYPE MO DROP INLET = 5' DIA.
TYPE C DROP INLET = 5'x3'
18" R.C. PIPE (CLASS III)
(TYPE 3 BEDDING) = 51 LIN. FT.

DI-T3-2 MIDLAND STA. 18+96 CONSTRUCT
DROP INLET ON LT. H=4'-7"
W/ DBL. 4' EXT. AND 18"x27' PIPE CULVERT
TO DROP INLET STA. 18+96 RT.
TYPE MO DROP INLET = 4' DIA.
TYPE C DROP INLET = 4'x3'
18" R.C. PIPE (CLASS III)
(TYPE 3 BEDDING) = 27 LIN. FT.

DI-T3-3 MIDLAND STA. 18+65 CONSTRUCT
DROP INLET 27.5' LT. H=2'-3"
W/ 4' EXT. AND 18"x28' PIPE CULVERT
TO DROP INLET STA. 18+96 LT.
TYPE E DROP INLET = 3'x3' DIA.
18" R.C. PIPE (CLASS III)
(TYPE 3 BEDDING) = 28 LIN. FT.

DI-T1-6 STA. 19+48 CONSTRUCT
DROP INLET ON RT. H=6'-8"
W/ 30"x54' PIPE CULVERT
TO DROP INLET STA. 341+50 RT.
TYPE MO DROP INLET = 4' DIA.
TYPE C DROP INLET = 4'x3'
30" R.C. PIPE (CLASS III)
(TYPE 3 BEDDING) = 54 LIN. FT.

C.L. - MIDLAND RD. SOUTH
PI = 17+09.02
Δ = 29°40'00" RT.
D = 28°30'00"
T = 53.24'
L = 104.09'
PC = 16+55.78
PRC = 17+59.87
e = NO SUPER

C.L. - MIDLAND RD. SOUTH
PI = 18+69.22
Δ = 57°05'00" LT.
D = 28°30'00"
T = 109.35'
L = 200.30'
PRC = 17+59.87
PT = 19+60.17
e = NO SUPER

STA. 340+48.49 C.L. HWY. 5 =
STA. 20+00.00 C.L. MIDLAND RD.
∢ 90°00'00"

C.L. HWY. 5 STA. 340+48.49 =
C.L. MIDLAND RD. SOUTH STA. 20+00.00
∢ 90°00'00"

OBLITERATE EXISTING ROADWAY

STA. 23+06 IN PLACE
24" X 33' RC PIPE CULVERT
LT. SIDE DRAIN
REMOVE AND INSTALL
28" X 20" X 36' PIPE CULVERT
LT. SIDE DRAIN
CONSTRUCT APPROACH =
XX CU. YDS. CUT
XX CU. YDS. FILL

RESERVE FOR STAMP

RESERVE FOR DATE

DI-ZI-2 MIDLAND RD. STA. 22+25 CONSTRUCT
DROP INLET ON LT. H=4'-6"
W/ 4' EXT. AND 18"x28' PIPE CULVERT
TO DROP INLET STA. 22+25 RT.
TYPE MO DROP INLET = 4' DIA.
TYPE C DROP INLET = 4'x3'
18" R.C. PIPE (CLASS III)
(TYPE 3 BEDDING) = 28 LIN. FT.

C.L. - MIDLAND RD.
PI = 21+08.87
Δ = 28°20'20" RT.
D = 25°00'00"
T = 57.85'
L = 113.33'
PC = 20+51.02
PT = 21+64.35
e = NO SUPER

DI-ZI-1 MIDLAND RD. STA. 22+25 CONSTRUCT
DROP INLET ON RT. H=4'-11"
W/ 4' EXT. AND 18"x73' PIPE CULVERT
TO FES RT.
TYPE MO DROP INLET = 4' DIA.
TYPE C DROP INLET = 4'x3'
18" R.C. PIPE (CLASS III)
(TYPE 3 BEDDING) = 73 LIN. FT.
18" FES = 1 EACH

SPECIAL FLOOD HAZARD AREA

STA. 21+21 CONSTRUCT
APPROACH ON RT. =
XX CU. YDS. CUT
XX CU. YDS. FILL

MIDLAND RD.

REFER TO SURVEY CONTROL DETAIL SHEETS FOR HORIZONTAL AND VERTICAL CONTROL POINTS

LT. SIDE STORM SEWER
MIDLAND RD. S. 18+96 LT.
MIDLAND RD. S. 18+65 27.5' LT. TOP ELEV.=363.46
TOP ELEV.=361.40
1.69% LT. DITCH GRADE
1.76% LT. DT.
18" x 28' e 0.50%
C.L. MIDLAND RD. SOUTH STA. 19+72.00
C.L. HWY. 5 STA. 340+48.49, 28.00' RT.
ELEV. 364.20
C.L. MIDLAND RD. STA. 20+28.00
C.L. HWY. 5 STA. 340+48.49, 28.00' LT.
ELEV. 365.54
F.L. ELEV.=359.10(SW)
F.L. ELEV.=358.9(NE)
MIDLAND RD. STA. 22+25 LT.
TOP ELEV.=356.33
F.L. ELEV.=359.15(N)
F.L. ELEV.=351.85(E)
50' VERTICAL TRANSITION TO MATCH EXISTING
MIDLAND RD. S. 19+48 RT.
TOP ELEV.=363.98
MIDLAND RD. S. 18+96 RT.
TOP ELEV.=363.46
MIDLAND RD. STA. 22+25 RT.
TOP ELEV.=356.35
50' VERTICAL TRANSITION TO MATCH EXISTING
EXISTING GROUND
PROFILE GRADE
PVI 16+50.00 ELEV. 366.66
PVI 17+25.00 ELEV. 365.75
PVI 18+50.00 ELEV. 363.61
PVI 19+50.00 ELEV. 363.76
PVI 19+72.02 ELEV. 364.20
PVI 21+35.00 ELEV. 365.99
PVI 22+05.00 ELEV. 358.25
PVI 22+55.00 ELEV. 356.56
PVI 22+87.00 ELEV. 356.40
PVC 16+75.00 ELEV. 366.36
PVT 17+75.00 ELEV. 364.90
PVC 20+65.00 ELEV. 365.70
VC=100.00'
K=201.92
e=-0.06'
VC=100.00'
K=27.00
e=0.46'
VC=140.00'
K=12.20
e=-2.01'
VC=80.00'
K=27.40
e=0.29'
HWY. 5
18" x 51' e 0.50%
18" x 73' e 0.97%
F.L. ELEV.=358.78(W)
F.L. ELEV.=358.68(N)
F.L. ELEV.=358.42(S)
F.L. ELEV.=359.49(W)
F.L. ELEV.=357.32(NE)
F.L. ELEV.=351.57(W)
F.L. ELEV.=351.47(N)
EXISTING GROUND
420 410 400 390 380 370 360 350 340 330
5+00 6+00 17+00 18+00 19+00 20+00 21+00 22+00 23+00

COMPENSATION ESTIMATE

Job Number: 061632	County: Saline	Tract: 135
Location: Hwy. 183-Pulaski County Line (Widening) (Bryant) (S)		

Fee Owner: City of Bryant

Address: 210 SW 3rd St Bryant, AR 72022

Telephone: (501) 943-0999 **Email:**

Area Of The Whole:	121,200±sf	Permanent Easement(s):	N/A
Area Of The Remainder:	120,670±sf	Temporary Easement(s):	N/A
Area Of Acquisition:	530±sf		

ACQUISITION COMPENSATION:

Fee Title: 530±sf @ $2.50/sf	$	1,325.00
Temporary Easement: None	$	0.00
Permanent Easement: None	$	0.00
Improvements Acquired: 6' Chain Link with 3 strand barbed wire (75 ft)	$	1,500.00
Two 5' Gates	$	1,000.00
Subtotal:	$	3,825.00
Cost To Cure Items: None	$	0.00
Estimate of Total Compensation	**$**	**3,825.00**

PREPARED BY: Scott Wroten
DATE 7/29/2025

ROW DIVISION APPROVAL
DATE ___/___/_____

Comments:. Scott Wroten inspected and photographed the subject property. Area sales were used to estimate the land value. Fencing costs were estimated referencing Marshall & Swift Cost Services. Staking was present during inspection. The existing drive will not be modified.

Improvements: Chain Link Fencing with 3 Strand Barbed Wire

This Compensation Estimate is prepared for the Acquiring Agency to establish just compensation for the real property. The Compensation Estimate is prepared as a waiver valuation utilizing the 49 CFR Part 24 criteria provided in 24.102 (c) (2) Basic acquisition policies.

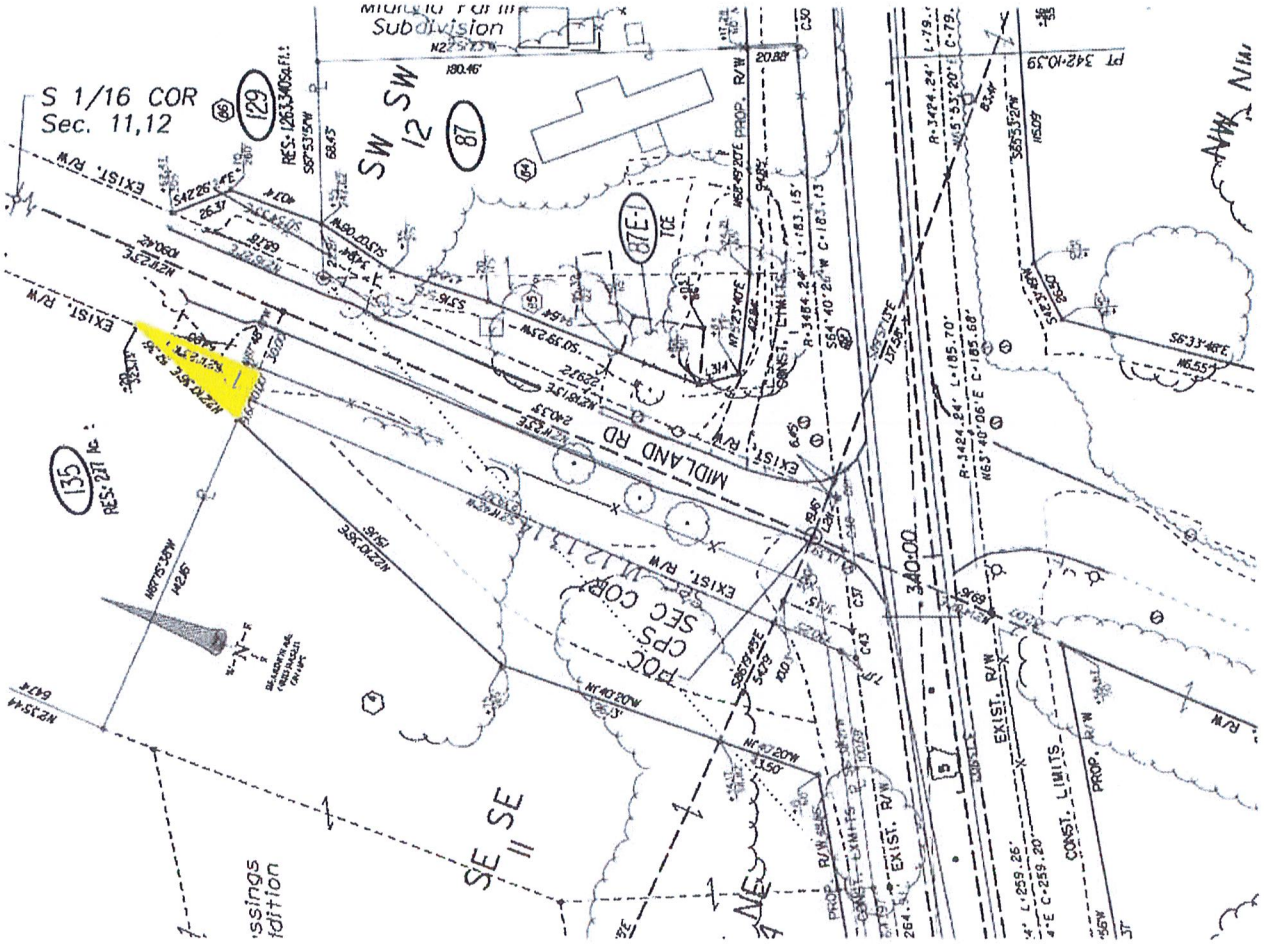
S 1/16 COR
Sec. 11,12
Subdivision
SW SW
12
87
129
135
MIDLAND RD
EXIST. R/W
POC
CPS
SEC COR
SE SE
11
EXIST. R/W
CONST. LIMITS
PROP. R/W
340.00

Photographs

ARDOT.gov | Jared D. Wiley, P.E., Director

RIGHT OF WAY DIVISION
10324 Interstate 30 | P.O. Box 2261, Little Rock, AR 72203-2261
Phone: (501) 569-2311 | Fax: (501) 569-2018 | Toll Free: (877) 569-0120

August 20, 2025
Date

City of Bryant, Arkansas
210 SW 3rd St.
Bryant, AR 72022

Job 061632
Hwy. 183 - Pulaski Co. Line
(Widening)(Bryant)(S)
Saline County
Tract 135

Dear Property Owners:

An acquisition agent for the Arkansas State Highway Commission has presented to you a Contract to Sell offering to purchase the fee simple title to your property needed for highway purposes. A description of the property needed is attached. The acquisition agent will contact you within 10 business days for your response that should include all issues or concerns you may have regarding the offer. It is anticipated that negotiations should be concluded within 30 calendar days from the date of the initial contact.

The following buildings, structures, and other improvements, including fixtures located upon the lands needed are as follows: 6' Chain Link with 3 stranded barbed wire (75 ft) and two 5' gates

In the event you desire to retain any of the building, structures or other improvements, including fixtures listed above for salvage value of $-0-, you must do so prior to the date of closing of a Contract to Sell or eminent domain proceedings.

The offer of $3,825.00 is based on the opinion of a qualified real estate appraiser. The offered amount is based on the market value concept and is broken down as follows: $1,325.00 as just compensation for the land to be acquired and $2,500.00 for the improvements to be acquired.

Should you elect to accept this offer, the State will determine if you can convey a merchantable title, and if so, a proper deed conveying the land to the Arkansas State Highway Commission will be prepared and you will be paid the amount contained in the written offer.

AGENDA ITEM HISTORY SHEET

ITEM TITLE	**AGENDA NO.** 11
Resolution 2025-40 Comprehensive Growth Plan Contract	**AGENDA DATE:** 9/30/25

FUNDING CERTIFICATION (Finance Director) (Signature, if applicable)

MANAGEMENT STAFF REVIEW (Signature)

MAYOR (Signature)

ITEM HISTORY (Previous Council reviews, action related to this item, and other pertinent history)

The last Comprehensive Growth Plan was completed in 2012. In early 2025, the Planning & Development Department issued an RFQ, and an evaluation committee narrowed submissions to two finalists. After presentations to the Planning Commission in June, Crafton Tull was selected as the consultant.

ITEM COMMENTARY (Background discussion, key points, recommendations, etc.) Please identify any or all impacts this proposed action would have on the City budget, personnel resources, and/or residents.

The Comprehensive Growth Plan will provide an updated framework for land use to guide the City for the next 25 years. Crafton Tull has met with staff to establish a plan that emphasizes community input, ensuring that residents, businesses, and stakeholders are engaged throughout the process.

Staff recommends that City Council accept the proposal from Crafton Tull and authorize moving forward with Phase 1 ($290,500) and Phase 2 ($211,000) of the project. This initiative is a critical step in shaping the City's future while fulfilling the mission of "Building Today for a Better Tomorrow".

(This section to be completed by the Mayor)

ACTION PROPOSED (Motion for Consideration)

Motion to approve contract and scope of work.

Bryant Comprehensive Plan Scope of Services

Phase 1: Understand & Align ($290,500)

1.1 Project Initialization Meeting

The consultant team will meet with City staff to discuss the project scope, schedule, protocol for regular project management meetings, deliverables, communication and management protocols, and project expectations.

Potential steering committee members will be identified. These may include (but are not limited to) the following:

- Mayor's office
- Planning Department
- City Council representative
- Planning & Zoning Commission representative
- Chamber of Commerce
- City Staff
- Neighborhood Representatives
- Select local business leaders

The same list may be utilized to select ideal stakeholders for interviews (see Task 1.4 below).

1.2 Kickoff Meetings and Tour

1.2.1 Steering Committee Meeting 1 (Crafton Tull and DPZ)

The consultant team will conduct a steering committee meeting where members will be introduced to the project. The meeting will examine base data pertaining to existing conditions in Bryant and share feedback on strengths, weaknesses, opportunities, and threats facing the city. The proposed engagement strategy for the project will be shared for feedback and steering committee direction.

1.2.2 Tour of Bryant (Crafton Tull and DPZ)

The consultant team will coordinate with City staff and officials on a tour of Bryant focused on current conditions and upcoming construction and transportation projects. Additional information will be collected and assimilated.

1.3 Phase 1 Project Management Meetings

The consultant team will conduct regularly scheduled project meetings with City staff throughout the project.

1.4 Data Collection & Review *(Crafton Tull and DPZ)*

The consultant team will gather existing plans, studies, and initiatives that have been completed within the community which have an impact on current planning issues, as

well as recently approved development plans that have not been integrated into a digital platform and all City GIS files. Gaps in existing data and sources will be identified and an index and summary of applicable plans, studies and initiatives will be created as part of this process.

1.5 Stakeholder Interviews *(Crafton Tull and DPZ)*

The consultant team will interview up to 24 individual stakeholders or groups who are invested in the wellbeing and continued growth of Bryant. The stakeholder list will be developed with assistance from the City and steering committee. This may include but is not limited to major employers, elected officials, city staff, educators, retailers, small business owners, healthcare providers, and public services. The client will be responsible for scheduling and outreach coordination with community stakeholders.

1.6 Community Assessments

The consultant team will assess data related to each sector identified below.

1.6.1 Demographic Analysis (LandUseUSA Lead)

The consultant will analyze and forecast population, per capita income, total personal income, and expenditure potential (sales per capita) by industry sector. Estimates will be provided for the year 2025, with forecasts for the years 2030, 2035, and 2040. We also anticipate providing at least two alternative growth scenarios based on what we learn during the early stages of work and input from the stakeholder engagement process. This will help identify changing needs for housing, shopping, public services, and related infrastructure.

1.6.2 Economic Trends (LandUse USA Lead)

The consultant team will complete the following analyses:

- Economic Analysis: The consultant will conduct a study of labor force participation and unemployment rates over time, major employers, educational attainment, and employment by industry sector. Results will be used to identify industry sectors that represent the best economic growth opportunities for the City.
- Commercial and Residential Real Estate Analysis: This analysis will study the asking price a) per acre for vacant; b) for-sale and for-lease prices among available residential units; and c) rent per square foot among available for-lease commercial space. Charts and graphs will be used to demonstrate the relationship between price per acre and available acreage (and price per square foot compared to available square feet). Results will be used to gauge the need and market potential for growth under future growth scenarios.

- Housing Study: This analysis will study market supply and demand, gaps, and opportunities for new housing units. Results will be detailed by tenure (owner and renter), price (value and rent), target market (lifestyle cluster), and housing type. The work will include a specialized demographic analysis to compare demand (households by tenure and income) and supply (existing housing units by value, rent, vacancy, building size, and age of housing stock). The study will focus on household members who are actually migrating into the City, their preferences by tenure (owner and renter) and housing type, and their tolerances for home values and rents. Again, results will be used to gauge the market potential under future growth scenarios.

1.6.3 Development Pattern Trends (DPZ Lead)

The consultant team will review recent construction activity, residential, commercial, and industrial growth types and patterns, contributing to a SWOT analysis for future growth and analysis of physical development types for physical and fiscal analysis.

1.6.4 Existing Land Use (DPZ Lead)

The consultant team will identify the existing land uses in the community, including an existing land use map, and conduct land use-based analyses to identify areas of stability, areas of recent and planned growth, and compare current zoning with existing land uses.

1.6.5 Fiscal Land Use Analysis (Urban3 Lead)

The consultant team will obtain property and sales tax records and city budget data, and map the revenues and general expenditures on a per-parcel basis, producing a net benefit map for the entire city. This data will also be aggregated in an analysis of land use type performance for use in future land use decision making.

1.6.6 Regulations & Code (DPZ Lead)

The consultant team will research and obtain extensive knowledge of the City's zoning and land development regulations. Conflicts between existing regulations, development patterns, and housing and commercial demand will be identified, as well as barriers to growth of various types and common development obstacles. The consultant team will assess what is working and what is not working effectively within existing codes.

1.6.7 Housing (DPZ Lead)

The consultant team will document existing housing types, lot types, and their amount and distribution. Housing characteristics, including predominant architectural styles and types (single-family, townhouses, duplexes, apartments, etc.), will be identified, quantified, and mapped where appropriate.

1.6.8 Transportation & Traffic Circulation (Crafton Tull Lead)

Working within the context of the existing Transportation Plan and Bike/Pedestrian Plan, the consultant team will identify and review transportation planning items related to destinations within the community and pass through traffic, including functional classification of streets, street design typologies, bicycle facilities and trail routes, pedestrian connections and safe routes to schools, and pedestrian access and safety.

1.6.9 Natural Resources & Environment (Crafton Tull Lead)

The consultant team will review existing plans and documents related to the natural environment. Natural resources, environmental typologies and their respective locations will be identified, as well as opportunities and constraints related to topography and environmental conditions.

1.6.10 Infrastructure, Public Facilities, and Services (Crafton Tull Lead)

The consult team will assess existing plans from utility providers, City infrastructure and maintenance plans (such as the Water/Wastewater Master Plan), and assess notable existing infrastructure conditions.

1.6.11 Parks & Recreation (Crafton Tull Lead)

Working within the context of the existing Parks Master Plan and input from the client, the consultant team will review existing community facilities, parks, and open space for functionality, use, condition, quantity, and distribution/placement.

1.7 Branding and Logo Development *(Crafton Tull Lead)*

The Crafton Tull team will work with the City of Bryant to develop a logo for the Comprehensive Plan to accompany the City's tagline for the project. Three alternatives will be presented for consideration.

1.8 Website / Dashboard Creation and Management *(Crafton Tull Lead)*

The Crafton Tull team will create and manage a project website / dashboard to be utilized throughout the lifespan of the project to disseminate project-related information and collect feedback.

Phase 1 Deliverables: Technical Assessments documentation, summaries, and graphics, index and summary of applicable plans, studies and initiatives, meeting communications and notes, project logo, and project website/dashboard.

Phase 2: Engage & Illustrate ($211,000)

2.1 Phase 2 Project Management Meetings

The consultant team will conduct regularly scheduled project management meetings with City staff throughout Task 2 as well as the lifetime of the project.

2.2 Community Survey 1 *(Crafton Tull Lead)*

The consultant team will work with City staff to develop an online community survey to assess citizen priorities, preferences, and concerns. Key questions will be derived from interviews and assessments conducted in Task 1. In order to reach a broad number of citizens, a digital platform will be developed in partnership with the client. A paper copy of select engagement materials will be made available, with paper responses to be input in the online version by the client.

2.3 Steering Committee Meeting 2 *(Crafton Tull and DPZ)*

The second steering committee meeting will include a review of the assessments conducted in Task 1. The steering committee will be led through vision statement and scenario ideation. The consultant team will utilize brainstorming and consensus exercises in addition to visualization tools.

2.4 Vision Statement *(Crafton Tull and DPZ)*

Based on information and insights gained from Task 1 assessments and interviews, the consultant team will draft a community vision statement to guide the direction of the comprehensive plan. Growth goals will also be drafted to accompany the vision statement. The vision statement and growth goals will be vetted during the multi-day charrette in Task 2.7.

2.5 Preliminary Growth Scenarios *(DPZ Lead with Crafton Tull)*

Scenario maps and visualizations will be drafted for client and steering committee review. Data accompanying scenarios and fiscal implications of each (based upon the Task 1.6.5 analysis of land use performance) will also be developed and visualized for the purpose of presentation at the community charrette on a series of storyboards to demonstrate existing conditions and future growth scenarios.

2.6 Feasibility Analysis

The team will develop prototypical revenue and costs for development typologies to be utilized in analyzing growth scenarios before and during the charrette. This information will be based on outcomes of Task 1.6.5.

2.7 Multi-day Charrette

Completed analyses and documentation, including preliminary growth scenarios and the constraint analysis will be brought to a multi-day charrette in Bryant. Storyboards, maps, and visualized data will be presented at two (2) public meetings. Open House hours will be available midweek to encourage citizen review and feedback and topic-specific discussions will be organized to address more detailed subject areas.

2.7.1 Public Meetings 1 & 2 (Crafton Tull and DPZ)

The consultant team will conduct two (2) public meetings during the charrette to gather public input and feedback on charrette concepts. The first meeting will present assessments and preliminary growth scenarios and gather additional input on vision, goals, and future growth, and the second will present more detailed plan concepts and outcomes from meetings and discussions for feedback.

The public meetings will include exercises to inform a preferred growth strategy to solicit attendee participation. Data gathered from input from Public Meetings will be assimilated and documented.

2.7.2 Roundtable Discussions (Crafton Tull and DPZ)

Conduct a series of topic-related roundtables to discuss specific issues impacting Bryant. These topics will be identified by collaboration between the City and the Consultant prior to the charrette.

2.7.3 Visualization Development (Crafton Tull and DPZ)

Throughout the multi-day charrette, the consultant team will be analyzing input gathered from public, roundtable, and technical meetings to produce visualization of potential comprehensive plan outcomes.

2.7.4 Real-time Preferred Growth Strategy Creation (Crafton Tull and DPZ)

Participants at public, roundtable, and technical meetings will contribute to real-time preferred growth strategy creation for the comprehensive plan. Information gathered throughout the multi-day charrette will be incorporated and reflected back for review and comment, culminating in growth strategies created by residents and stakeholders and guided by the consultant team.

2.7.5 Fiscal Growth Analysis (DPZ, Urban 3, Crafton Tull)

The development of the preferred Growth Strategy identified in Task 2.7.4 will be accompanied by fiscal analysis for the growth enabled by the proposed growth scenario. This analysis will be customized based on the initial findings of the Economic Analysis, Real Estate Analysis, and Housing Study, estimating future property and sales tax revenue as well as service and maintenance costs for city services and infrastructure, estimating the economic impact of proposed growth.

2.7.6 Steering Committee Meeting 3 (Crafton Tull and DPZ)

The consultant team will conduct Steering Committee Meeting 3 during the charrette to gather feedback on charrette concepts and outcomes and provide a forum for feedback..

2.8 Charrette Summary *(Team)*

A detailed summary of participant input will be documented by the consultant team and shared with the client, as well as a refined vision statement and growth goals based on charrette input. Detailed draft growth plan, land use plan, and feasibility strategies will be created for the purpose of testing with the public via Community Survey 2 (see Task 2.9) and Steering Committee Meeting 4 (see Task 2.10).

2.9 Community Survey 2 *(Crafton Tull Lead)*

The second community survey will test draft strategies developed from the various forms of input gathered from the multi-day charette and its outcomes.

2.10 Steering Committee Meeting 4 *(Crafton Tull and DPZ)*

The outcomes from the multi-day charrette will be presented to the steering committee for review. Insights, takeaways, and further project direction will be documented. This meeting will establish direction for development of the draft comprehensive plan in the following phase.

2.11 Meeting-in-a-Box Development *(Crafton Tull and DPZ)*

The Crafton Tull team will create materials for two types of meetings (visioning and community strategies) suitable for hosting by the client at pop-up events and community gatherings. Materials may include digital graphics for displaying as boards or handouts, digital presentations, feedback forms, and suggested formats.

Phase 2 Deliverables: Charrette materials, presentations, and outcomes summary, draft and final vision statements and growth goals, meeting summaries, constraint analysis, preferred growth strategies, fiscal analysis planning analyses, and Meeting-in-a-Box materials.

Phase 3: Strategize & Deliver ($79,000)

3.1 Draft Plan Components Documentation *(Crafton Tull and DPZ)*

A draft comprehensive growth plan document (including the Land Use Plan and Fiscal Analysis) along with visual data such as presentations, maps, and technical data will be documented.

3.2 Draft Implementation Plan *(Crafton Tull and DPZ)*

The consultant team will develop an implementation matrix complete with timelines and responsible parties for implementation across various plan components. Strategies will be documented to include priority, time horizon, and responsible parties to provide direction for plan implementation.

3.3 Steering Committee Meeting 5 *(Crafton Tull and DPZ)*

The consultant team will present the draft comprehensive plan to the steering committee for review and refinement.

3.4 Public Meeting 3 *(Crafton Tull and DPZ)*

Based on input from Task 3.3, the consultant team will present the draft comprehensive plan for public review and comment. The consultant team will identify interest in various plan components to assist with plan implementation and building consensus and enthusiasm for the community's future.

3.5 Final Draft Review *(Crafton Tull and DPZ)*

Following the public comment period and input from the client, the final draft will be distributed to the steering committee for final review. The client will provide one set of steering committee markups to be incorporated into the final report.

3.6 Adoption *(Crafton Tull and DPZ)*

The consultant team will present the final comprehensive plan and project outcomes to planning commissioners. Following planning commission approval, the team will present the final plan overview and project outcomes to the City Council for adoption.

Deliverables: Final hard copy and digital report document, project-related GIS database with analyses and shapefiles

Additional Services (not included)

Phase 4: Land Development Code Update

4.1 Development Regulations *(DPZ Lead)*

Form-Based Code Development

Design and draft a form-based code that is customized for the needs and character of Bryant, integrated into the comprehensive plan structure, streamlined, and built upon up-to-date coding standards.

4.2 Steering Committee Meetings 6 & 7 *(DPZ Lead)*

Meet with the steering committee during code development to discuss existing issues, review code proposals and options, and to ensure the code suits the needs and character of Bryant.

4.3 Code Workshop *(DPZ Lead)*

Host a code workshop with City staff to familiarize staff with the revised code documents overall and through simplified sample submittals.

4.4 Final Code Development *(DPZ Lead)*

Produce a final code document with text and graphic revisions based on steering committee and staff comments.

4.5 Adoption Process *(DPZ Lead)*

Support the City through the adoption process as needed with presentations, clarifications, and revisions.

Project Totals

Phase 1: Understand & Align	$ 290,500
Phase 2: Engage & Illustrate	$ 211,000
Phase 3: Strategize & Deliver	$ 79,000
Phase 4: Code Update	Additional Services
Expenses	$ 51,500
TOTAL	$ 632,000

AGENDA ITEM HISTORY SHEET

ITEM TITLE

Tarver Midland Property

AGENDA NO. 12

AGENDA DATE: 9/30/25

FUNDING CERTIFICATION (Finance Director) (Signature, if applicable)

MANAGEMENT STAFF REVIEW (Signature)

MAYOR (Signature)

ITEM HISTORY (Previous Council reviews, action related to this item, and other pertinent history)

The City's current Floodplain Manager does not have the authority to waive or grant exceptions to existing floodplain regulations, and property owner will require an appeal.

ITEM COMMENTARY (Background discussion, key points, recommendations, etc.) Please identify any or all impacts this proposed action would have on the City budget, personnel resources, and/or residents.

The Tarver's are requesting an appeal waiver through City Council to allow construction of a residence near Midland Park, which is located in the 100-year floodplain. Eric Richardson with Richardson Engineering will provide additional details.

(This section to be completed by the Mayor)

ACTION PROPOSED (Motion for Consideration)

Motion to approve variance.

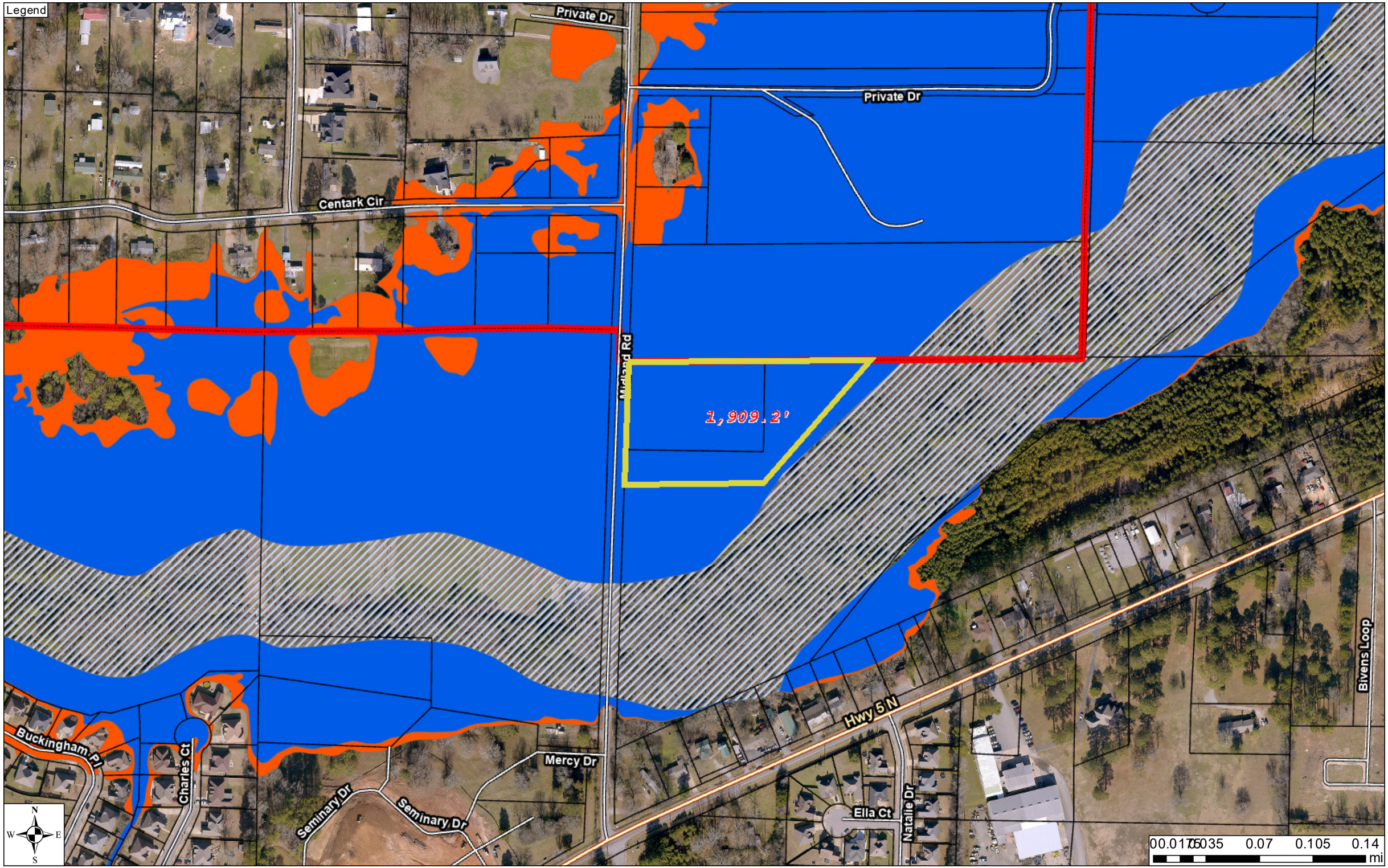
Legend
Private Dr
Private Dr
Centark Cir
Milford Rd
1,909.2'
Hwy 5 N
Bivens Loop
Natalie Dr
Ella Ct
Mercy Dr
Seminary Dr
Seminary Dr
Charles Ct
Buckingham Pl
N
W
E
S
0 0.017 0.035 0.07 0.105 0.14
mi

Legend
Private Dr
Private Dr
Centark Cir
Midland Rd
1,909.2'
Hwy 5 N
Bivens Loop
Natalie Dr
Ella Ct
Mercy Dr
Seminary Dr
Seminary Dr
Charles Ct
Buckingham Pl
N
W
E
S
0 0.0175 0.035 0.07 0.105 0.14
mi

LEGEND

- SET 1/2" REBAR W/ CAP
- FOUND MONUMENT
- R/W — RIGHT-OF-WAY
- OVERHEAD UTILITIES
- FENCE
- ROADWAY CENTERLINE
- GUY WIRE
- POWER/LIGHT POLE
- (M) MEASURED
- (P) PER PLAT
- (D) PER DEED
- BUILDING SETBACK LINE
- UTILITY EASEMENT
- WV — WATER VALVE
- FIRE HYDRANT
- WATER METER
- TELEPHONE PEDESTAL
- LIGHT POLE

REGISTERED PROFESSIONAL LAND SURVEYOR
STATE OF ARKANSAS
NO. 1853
SIGNATURE
09/07/2025
ZANE ROBBINS

CERTIFICATE OF AUTHORIZATION
ROBBINS PROFESSIONAL LAND SERVICES
#4151
ARKANSAS - SURVEYOR

GENERAL NOTES

1. BASIS OF BEARING FOR THIS SURVEY IS ARKANSAS GRID SOUTH. DISTANCES SHOWN ARE GROUND DISTANCES.
2. REFERENCES:
   A. SURVEY BY GARNAT ENGINEERING FOR MIKE LAKE AND JIM HASTINGS DATED DEC. 23, 2021
   B. THIS PROPERTY IS ZONED R-1.

FOR THE USE & BENEFIT OF
TYLER AND AMANDA TARVER

PROPERTY ADDRESS
MIDLAND ROAD
BRYANT, AR 72022

0 25' 50' 100'
SCALE: 1" = 50'

TRACT 1 AS SURVEYED:

PART OF LOT 88, 89 AND LOT 90, MIDLAND FARMS SUBDIVISION, LOCATED IN THE SOUTHWEST QUARTER OF THE SOUTHWEST QUARTER (SW1/4 SW1/4) OF SECTION 12, TOWNSHIP 1 SOUTH, RANGE 14 WEST, SALINE COUNTY, ARKANSAS, MORE PARTICULARLY DESCRIBED AS FOLLOWS: COMMENCING AT A FOUND 5/8" REBAR FOR THE NORTHEAST CORNER OF THE SAID SW1/4 SW1/4; THENCE N89°57'12"W - 620.00 FEET ALONG THE NORTH LINE THEREOF TO A 1/2" REBAR WITH CAP #1573 FOR THE POINT OF BEGINNING; THENCE LEAVING SAID NORTH LINE S40°57'04"W - 452.30 FEET TO A SET 1/2" REBAR WITH CAP #1853; THENCE S88°53'10"W - 403.40 FEET TO A SET 1/2" REBAR WITH CAP #1853 LOCATED ON THE EXISTING EAST RIGHT OF WAY OF MIDLAND ROAD; THENCE N2°17'07"E - 350.30 FEET, ALONG SAID RIGHT OF WAY, TO A FOUND 5/8" REBAR ON THE NORTH LINE OF SAID SW1/4 SW1/4; THENCE S89°57'12"E - 685.801 FEET ALONG SAID NORTH LINE TO THE POINT OF BEGINNING, CONTAINING 4.31 ACRES, MORE OR LESS.

CERTIFICATION

I HEREBY CERTIFY THAT THE ABOVE PLAT REPRESENTS A SURVEY MADE BY ME OR UNDER MY SUPERVISION ON THIS DAY AND THAT ALL CORNERS ARE SET AS SHOWN. NO INDEPENDENT SEARCH FOR EASEMENTS, COVENANTS, ENCUMBRANCES, OR ANY OTHER FACTS WHICH AN ACCURATE TITLE SEARCH MAY DISCLOSE WAS PERFORMED.

Zane Robbins
ZANE ROBBINS, AR PLS #1853

CURRENT OWNER OF RECORD
TYLER D & AMANDA L TARVER
PO BOX 41
BAUXITE AR 72011

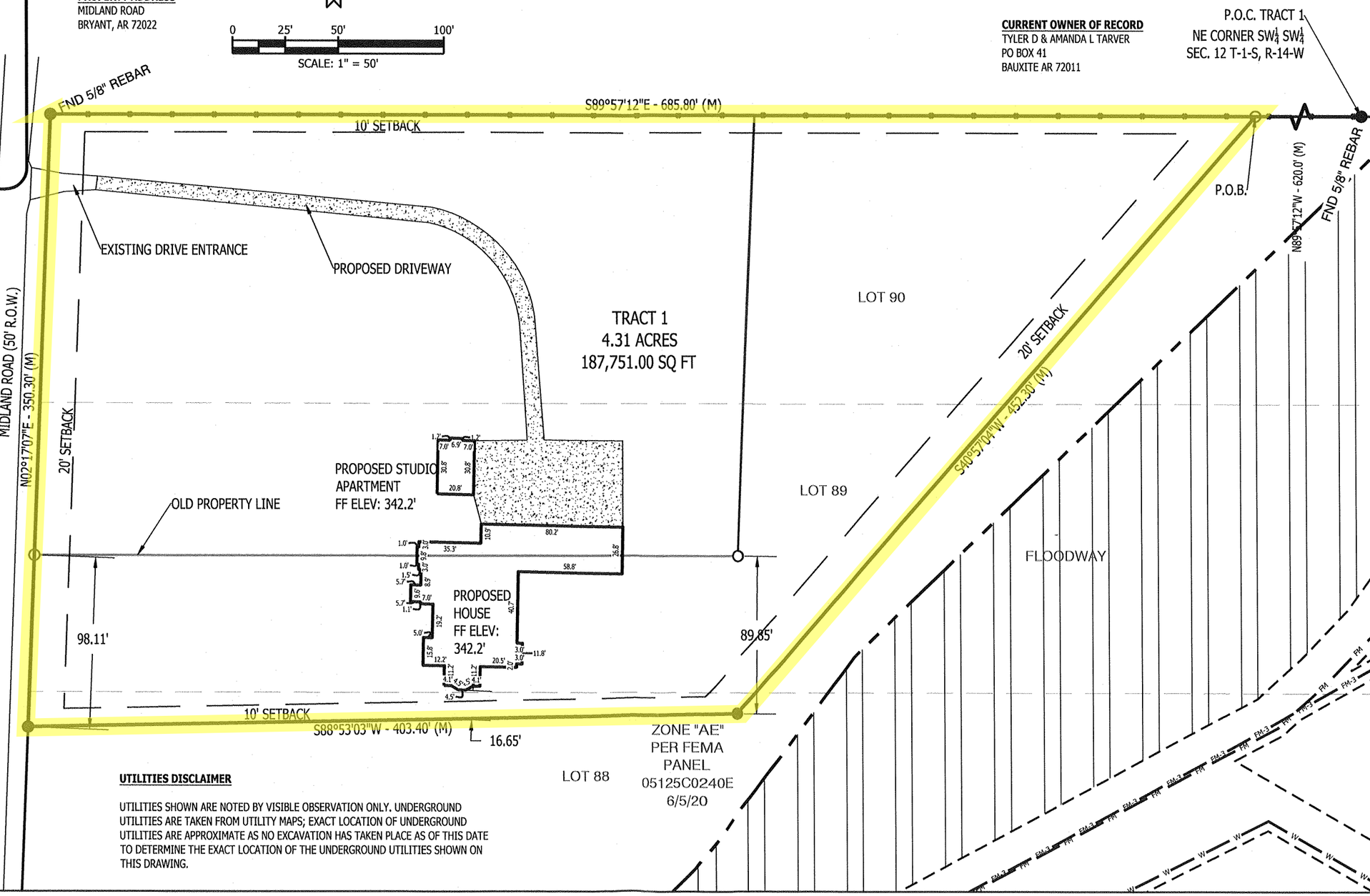

FLOOD STATEMENT

BY GRAPHIC PLOTTING ALONE, ACCORDING TO FEMA FIRM #05125C0240E, DATED JUNE 5, 2020, THIS PROPERTY LIES IN ZONE "AE"

UTILITIES DISCLAIMER

UTILITIES SHOWN ARE NOTED BY VISIBLE OBSERVATION ONLY. UNDERGROUND UTILITIES ARE TAKEN FROM UTILITY MAPS; EXACT LOCATION OF UNDERGROUND UTILITIES ARE APPROXIMATE AS NO EXCAVATION HAS TAKEN PLACE AS OF THIS DATE TO DETERMINE THE EXACT LOCATION OF THE UNDERGROUND UTILITIES SHOWN ON THIS DRAWING.

DATE	REVISIONS

MIDLAND ROAD
SALINE COUNTY
BRYANT, ARKANSAS

BOUNDARY SURVEY/PRELIMINARY PLOT PLAN
PART OF LOTS 88, 89 & 90
MIDLAND FARMS SUBDIVISION

ROBBINS PROFESSIONAL LAND SERVICES
INCORPORATED
SURVEYING | GIS | CONSTRUCTION STAKING
P.O. BOX 939 | BRYANT, ARKANSAS 72089
OFFICE: 501.425.6361 | EMAIL: ZANEROBBINS@GMAIL.COM

DRAWN BY	ZR
CHECKED BY	ZR
DATE	09/07/2025
SCALE	1"=50'
PROJECT No.	2025725
PAGE	1 of 1

Y:\2025\2025725 AMANDA TARVER MIDLAND\2025725.dwg | PLOTTED BY: Ray | PLOT DATE: 9/12/2025 3:20:16 PM | ©2018 ROBBINS PROFESSIONAL LAND SERVICES INCORPORATED

ORDINANCE NO. 2020 - 04

AN ORDINANCE PROVIDING FOR THE ESTABLISHMENT OF A FLOOD DAMAGE PREVENTION PROGRAM FOR BRYANT, ARKANSAS AND FOR OTHER PURPOSES

NOW, THEREFORE, BE IT ORDAINED BY THE CITY COUNCIL OF THE CITY OF BRYANT, SALINE COUNTY, ARKANSAS, THAT:

SECTION 1. STATUTORY AUTHORITY

The Legislature of the State of Arkansas has in Ark. Code Ann. § 14-268-101 et seq., delegated the responsibility of local governmental units to adopt regulations to minimize flood losses. Therefore, the City Council of the City of Bryant, Arkansas, does hereby ordain as follows:

SECTION 2. FINDINGS OF FACT

A. The Federal Emergency Management Agency (FEMA) has identified Special Flood Hazard Areas of the City of Bryant in the current scientific and engineering report entitled "The Flood Insurance Study (FIS) for Saline County Arkansas and unincorporated areas," dated June 5th,2020, with an effective Flood Insurance Rate Map (FIRM) dated June 5th, 2020.

B. These Special Flood Hazard Areas are subject to periodic flooding events that result in loss of life and property, pose health and safety hazards, disrupt commerce and governmental services, and cause extraordinary public expenditures for flood protection and relief, all of which adversely affect the public health, safety and general welfare.

C. These periodic flooding events are exacerbated by the cumulative effect of floodplain developments which cause an increase in flood heights and velocities, and by the placement of inadequately elevated, inadequately floodproofed or otherwise unprotected structures or uses vulnerable to floods into Special Flood Hazard Areas. Such structures or uses are inherently hazardous to other lands because of their adverse impact on flooding events.

SECTION 3. STATEMENT OF PURPOSE

The purpose of this ordinance is to promote the public health, safety and general welfare, to prevent adverse impacts from any floodplain development activities, and to minimize public and private losses due to flooding events in identified Special Flood Hazard Areas. This ordinance advances the stated purpose through provisions designed to:

A. Protect human life and health;

B. Protect natural floodplains against unwise development;

C. Eliminate adverse impacts of necessary floodplain development;

D. Minimize expenditure of public monies on flood control projects;

E. Minimize the need for rescue and relief efforts associated with flooding and generally undertaken at the expense of the general public;

F. Minimize prolonged business interruptions due to flooding events;

G. Minimize damage to public facilities and utilities such as water and gas mains, electric, telephone and sewer lines, streets and bridges located in Special Flood Hazard Areas;

H. Minimize future flood blight areas to help maintain a stable tax base; and

I. Provide for notice to potential buyers when property is in a Special Flood Hazard Area.

SECTION 4. LANDS TO WHICH THIS ORDINANCE APPLIES

The ordinance shall apply to all Special Flood Hazard Areas within the jurisdiction of the City of Bryant

SECTION 5. METHODS OF REDUCING FLOOD LOSSES

This ordinance uses the following methods to accomplish the stated purpose:

A. This ordinance restricts or prohibits structures or uses in Special Flood Hazard Areas that adversely impact health, safety or property during flooding events;

B. This ordinance requires protection against flood damage for structures or uses vulnerable to floods at the time of initial construction, or after substantial improvement of the structure, or after substantial damage has occurred;

C. This ordinance controls the alteration of natural floodplains, stream channels and natural protective barriers which are involved in the accommodation and transport of flood waters;

D. This ordinance controls floodplain development (structural development, placement of manufactured structures, clearing, grading, mining, drilling, dredging, placement of fill, excavating, watercourse alteration, drainage improvements, roadway or bridge construction, individual water or sewer installations and other activities) which may increase flood damage by increasing flood elevations, flood water velocities, or flood discharge patterns;

E. This ordinance regulates the construction of flood barriers which unnaturally divert floodwaters or which may adversely impact other lands.

SECTION 6. FLOOD DAMAGE PREVENTION CODE ADOPTED BY REFERENCE.

There is hereby adopted by reference a **"Flood Damage Prevention Code for the City of Bryant, Arkansas, dated June 5th, 2020"** the code shall include:

ARTICLE 1 DEFINITIONS
ARTICLE 2 ADMINISTRATION
ARTICLE 3 PROVISIONS FOR FLOOD HAZARD REDUCTION

A copy of the referenced code shall be filed in the office of the Code Enforcement Director and shall be available for inspection and copying by any person during normal office hours.

SECTION 7. ABROGATION AND GREATER RESTRICTIONS

This ordinance does not repeal, abrogate, or impair any existing easements, covenants, or deed restrictions. Whenever there is a conflict or overlap between this ordinance and another ordinance, easement, covenant, or deed restriction, the instrument with the more stringent restrictions applies.

SECTION 8. INTERPRETATION

In the interpretation and application of this ordinance, all provisions must:

A. Be considered as minimum requirements;

B. Be liberally construed in favor of the governing body; and

C. Be deemed to neither limit nor repeal any other powers granted under State statutes.

SECTION 9. WARNING AND DISCLAIMER OF LIABILITY

The degree of flood protection required by this ordinance is considered reasonable for regulatory purposes. Documented scientific and engineering data form the basis for these requirements. On rare occasions, flooding events greater than those considered for this ordinance will occur. In addition, flood heights may increase over time due to man-made or natural causes. This ordinance does not imply that land outside Special Flood Hazard Areas will be free from flooding, nor that strict adherence to this ordinance protects uses permitted within Special Flood Hazard Areas from all flood damages. This ordinance specifically does not create liability on the part of the community, nor any official or employee of the community, for any flood damages that result while strictly following this ordinance, or from any lawful administrative decision made under the provisions of this ordinance.

SECTION 10. COMPLIANCE

Constructing, locating, substantially altering or changing the use of any structure or land after the effective date of this ordinance requires full compliance with the provisions of this ordinance and all other applicable regulations.

SECTION 11. PENALTY FOR NON-COMPLIANCE

Flood hazards are reduced by compliance with the provisions of this code. Accordingly, enforcement of this ordinance discourages non-compliance and is a recognized mechanism for flood hazard reduction.

The Floodplain Administrator must enforce the provisions of this ordinance and is authorized to

A. Issue cease and desist orders on non-compliant floodplain development projects;

B. Issue citations for non-compliance;

C. Request that FEMA file a 1316 Action (Denial of Flood Insurance) against non-compliant properties; and

D. Take any other lawful action necessary to prevent or remedy any instance of non-compliance with the provisions of this ordinance.

(1) It is a misdemeanor to violate or fail to comply with any provision of this ordinance.

(2) Any person found, in a court of competent jurisdiction, guilty of violating this ordinance is subject to fines of not more than $500 per day for each violation; in addition the defendant is subject to payment of all associated court costs and costs involved in the case.

SECTION 12. SEVERABILITY

If any court of competent jurisdiction finds that any section, clause, sentence, or phrase of this ordinance is invalid or unconstitutional, that finding in no way affects the validity of the remaining portions of this ordinance.

SECTION 13. EMERGENCY CLAUSE

It is hereby found and declared by The Bryant City Council that severe flooding has occurred in the past within its jurisdiction and will certainly occur within the future; that flooding is likely to result in infliction of serious personal injury or death, and is likely to result in substantial injury or destruction of property within its jurisdiction; in order to effectively comply with minimum standards for coverage under the National Flood Insurance Program; and in order to effectively remedy the situation described herein, it is necessary that this ordinance become effective immediately.

Therefore, an emergency is hereby declared to exist, and this ordinance, being necessary for the immediate preservation of the public peace, health and safety, shall be in full force and effect from and after its passage and approval.

Passed and Approved this 28th **day of** April **2020.**

Mayor

ATTEST:

City Clerk

ORDINANCE NO.: 2024 - 02

AN ORDINANCE TO AMEND SECTION 6 OF ORDINANCE No. 2020-04 AND ADOPTING FLOOD DAMAGE PREVENTION CODE DATED FEBRUARY 1, 2024 FOR OF THE CITY OF BRYANT, ARKANSAS; AND PRESCRIBING OTHER MATTERS RELATING THERETO

WHEREAS, the City of Bryant, Arkansas passed Ordinance No. 2020-04 which established a Flood Damage Prevention Program for Bryant, Arkansas; and

WHEREAS, Section 6 of Ordinance No. 2020-04 adopted by a "Flood Damage Prevention Code for the City of Bryant, Arkansas, dated June 5th, 2020"; and

WHEREAS, it is necessary for the City to amend the Flood Damage Prevention Code;

NOW, THEREFORE, BE IT ORDAINED BY THE CITY COUNCIL OF THE CITY OF BRYANT, ARKANSAS, THAT:

Section 1: Amendment to Ordinance 2020-04 Section 6

Section 6 of Ordinance 2020-04 is hereby amended to adopt the "Flood Damage Prevention Code for the City of Bryant, February 1, 2024" attached hereto as Exhibit A.

Section 2: Provisions Severable

If any provision of this Ordinance or the application thereof to any person or circumstance is held invalid, such invalidity shall not affect the other provisions or applications of this Ordinance which can be given effect without the invalid provision or application, and to this end, the provisions of the Ordinance are hereby declared to be severable.

Section 3: Repealer

All ordinances and resolutions and parts thereof in conflict with the provisions of this Ordinance are hereby repealed to the extent of such conflict.

Section 4: Emergency Clause

It is hereby found and declared by the Bryant City Council that severe flooding has occurred in the past within its jurisdiction and will certainly occur within the future; that flooding is likely to result in infliction of serious personal injury or death, and is likely to result in substantial injury or destruction of property within jurisdiction; Whereas this is an exceptional situation and an Emergency is Declared; and this Ordinance shall be effective from and after its date of passage.

PASSED AND APPROVED THIS 30th DAY OF JANUARY 2024, BY THE CITY COUNCIL OF BRYANT, ARKANSAS.

Rhonda Sanders, Mayor

Attest:

Mark Smith, City Clerk

CITY OF BRYANT, SALINE COUNTY, STATE OF ARKANSAS
OFFICIAL SEAL

FLOOD DAMAGE PREVENTION CODE
FOR THE CITY OF BRYANT, FEBRUARY 1, 2024

ARTICLE 1 DEFINITIONS

Unless specifically defined below, words or phrases used in this Code have their common usage meaning to give the most reasonable application to this Code.

Additional definitions for floodplain management terms can be found at Part §59.1 of 44 CFR.

44 CFR (Emergency Management and Assistance — National Flood Insurance Program Regulations) Parts 59-75 contain Federal regulations upon which local floodplain managements are based

44 CFR § 65.12 — contains the section of the Federal regulations which involves revision of flood insurance rate maps to reflect base flood elevations caused by proposed encroachments.

"100-year flood" is any flood with a 1% chance of occurring in any given year. The term is misleading, because of its statistical derivation. A "100-year flood" may occur many times in any given 100-year period, or it may not occur at all in 100 years.

"500-year flood" is any flood with a 0.2% chance of occurring in any given year. As with the 100-year flood, this term is also misleading, because of its statistical derivation. A "500-year flood" may occur many times in any given 500-year period, or it may not occur at all in 500 years.

"Accessory Structures" are structures which are on the same parcel of property as the principle structure and the use of which is incidental to the use of the principle structure (such as garages and storage sheds).

"Adverse impact" means any negative or harmful effect.

***"AE or A 1-30 Risk Zone*s"** are special flood hazard areas where detailed studies have determined base flood elevations. AE has replaced A 1-30 in newer flood maps.

"AH Risk Zones" are special flood hazard areas characterized by shallow flooding with ponding effects (where floodwaters accumulate in depressions and linger until absorbed or evaporated).

"AO Risk Zones" are special flood hazard areas characterized by shallow flooding with sheet flow (where floodwaters flow in a broad, shallow sheet rather than through a narrow channel).

"A Risk Zones" are special flood hazard areas without detailed studies, where base flood elevations have not been determined.

"Appeal Board" means a person or persons specifically designated to render decisions on variance applications and floodplain management complaints.

"Automatic" entry and exit of floodwaters means that the water must be able to enter and exit with no intervening action from a person.

"Base flood" is the flood profile used as the basis for the NFIP regulations. The Federal government has selected the 1% chance flood as the base flood.

"Basement" is any enclosed area that is below grade on all sides.

"BFE" is the acronym for Base Flood Elevation.

"Buoyancy" is the upward force exerted by water. Buoyancy can cause underground tanks to float free and can lift structures off foundations.

"Certificates of Compliance" are formal documents issued by floodplain administrators certifying that completed projects comply with the requirements of the local Code.

"CFR" is the acronym for the Code of Federal Regulations. The Code of Federal Regulations is the codification of the general and permanent rules published in the Federal Register by the executive departments and agencies of the Federal Government. It is divided into 50 titles that represent broad areas subject to Federal regulation. The Federal regulations pertaining to the national Flood Insurance Program are found in title 44, Emergency Management and Assistance.

"Clearing" is the act of cutting timber or shrubs from an area

"Commercial Business Park" is typically an area of offices or light industrial usage, although retail, service, or industrial usage is sometimes included in supporting roles. For example, a commercial business park of office complexes may also include restaurants, which service these offices.

"Concrete deadman anchors" are heavy steel rods embedded in buried sections of concrete, used to secure items in place under tension.

"Covenant" is a clause in a contract that requires one party to do, or refrain from doing, certain things. A covenant frequently appears as a restriction that a lender imposes on a borrower.

"Crawlspace" is a type of structural foundation where the space beneath the lowest floor is typically not deep enough to allow a person to stand and not all four walls are below grade.

"Critical Facilities" include: Governmental facilities that are considered essential for the delivery of critical services and crisis management (such as data and communication centers and key governmental complexes); facilities that are essential for the health and welfare of the whole population (such as hospitals, prisons, police and fire stations, emergency operations centers, evacuation shelters and schools); mass transportation facilities (such as airports, bus terminals, train terminals); lifeline utility systems (including potable water, wastewater, oil, natural gas, electric power and communications systems); high potential loss facilities (such as nuclear power plants or military installations); hazardous material facilities (such as industrial facilities housing or manufacturing or disposing of corrosives, explosives, flammable materials, radioactive materials and toxins.

"SD Zones" areas in which the flood hazard has not been determined, but may be possible

"Deed restriction" refers to a clause in a deed that limits the future uses of the property in some respect. Deed restrictions may impose a vast variety of limitations and conditions, for example, they may limit the density of buildings, dictate the types of structures that can be erected, prevent buildings from being used for specific purposes or even from being used at all.

"Development" means any man-made change to improved or unimproved real estate. It includes, but not limited to, construction, reconstruction, or placement of a building, or any addition or substantial improvements to a building. "Development" also includes the installation of a manufactured home on a site, preparing a site for a manufactured home, or installing/parking a travel trailer. The installation of utilities, construction of roads, bridges, culverts or similar projects are also "developments." Construction or erection of levees, dams, walls, or fences; drilling, mining, filling, dredging, grading, excavating, paving, or other alterations of the ground surface are "developments." Storage of materials including the placement of gas and liquid storage tanks are "developments," as are channel modifications or any other activity that might change the direction, height, or velocity of flood or surface waters. "Development" will normally not include maintenance of existing drainage ditches, gardening, plowing, planting, harvesting of crops, or similar practices that do not involve filling, grading, or construction of levees.

"Development Permit" refers to the permit required for placing a "development" in the floodplain.

"Easements" are rights or permissions held by one person to make specific, limited use of land owned by another person.

"Elevation Certificate" refers to FEMA form 81-31, which for the purposes of this Code must be properly completed by a Professional Engineer, Surveyor or Architect licensed to practice in the State of Arkansas.

"Erosion" is the process of soil removal by moving water.

"Existing Structure" means, for floodplain management purposes, a structure, which is in place before any reconstruction, rehabilitation, addition, or other improvement takes place.

"Existing Manufactured Home Park or Subdivision " means a manufactured home park or subdivision for which the construction of facilities for servicing the lots on which the manufactured homes are to be

affixed (including, at a minimum, the installation of utilities, the construction of streets, and either final site grading or the pouring of concrete pads) is completed before the effective date of the floodplain management regulations adopted by a community.

"Expansion to an Existing Manufactured Home Park or Subdivision " means the preparation of additional sites by the construction of facilities for servicing the lots on which the manufactured homes are to be affixed (including the installation of utilities, the construction of streets, and either final site grading or the pouring of concrete pads).

"Federal Emergency Management Agency", or FEMA, is the Federal agency responsible for administering the National Flood Insurance Program.

"FEMA" is the acronym for the Federal Emergency Management Agency.

"Fill" refers to the placement of natural sand, dirt, soil, rock, concrete, cement, brick or similar material at a specified location to bring the ground surface up to a desired elevation.

"FIRM" is the acronym for Flood Insurance Rate Map.

"Flood Fringe" refers to the portion of the 100-year floodplain, which is outside the floodway (See definition of floodway below.)

"Flood Insurance Rate Map" (or "FIRM") refers to the official flood map of a community on which FEMA has categorized Special Flood Hazard Areas into risk premium zones. Flood maps

"Flood Insurance Study" (or "FIS") is the official report provided by FEMA. It contains flood profiles, floodway tables, engineering methods, and other descriptive and technical data.

"Floodplain Management" means the operation of an overall program of corrective and preventive measures for reducing flood damage, including but not limited to emergency preparedness plans, flood control works and floodplain management regulations.

"Flooding events" are general or temporary conditions of partial or complete inundation of normally dry land areas from the overflow of inland or tidal waters, or from the unusual and rapid accumulation or runoff of surface waters from any source.

"Floodplain" refers to any land area susceptible to inundation by floodwaters from any source. For the purposes of this Code, floodplain refers to the land area susceptible to being inundated by the base flood.

"Floodplain Administrator" refers to the community official designated in the local Flood Damage Prevention Code as responsible for the Code's administration.

"Floodplain Development Permit" is a permit issued by the local Floodplain Administrator and is required before beginning any development in an area designated as a Special Flood Hazard Area on the community's FIRM.

"Flood proofing" is a combination of structural and nonstructural additions, changes, or adjustments to structures that reduce or eliminate the risk of flood damage.

"Flood proofing Certificate" refers to FEMA form 81-65, which for the purposes of this Code must be properly completed by a Professional Engineer or Architect licensed to practice in the State of Arkansas.

"Floodway" or "Regulatory Floodway" refers to a stream channel and the land to either side of the stream channel that must remain undeveloped and open in order to allow floodwaters to pass without increasing the base flood elevation more than a designated height. For the purposes of this Code, the height is one foot (l ft.). Severe restrictions or prohibitions are imposed on development within the floodway.

"Flow-through openings" are openings specifically designed to allow floodwaters to flow into and out of enclosed spaces, minimizing the danger of foundation or wall collapse from lateral hydrostatic pressure.

"Functionally dependent use" means a use, which cannot perform its intended purpose unless it is located or carried out in close proximity to water. The term includes only docking facilities, port facilities that are necessary for the loading and unloading of cargo or passengers, and shipbuilding and ship repair facilities, but does not include long-term storage or related manufacturing facilities.

"Grade" means the surface of the ground.

"Grading" means to smooth the surface of the ground, typically with heavy construction equipment.

"Highest Adjacent Grade" (HAG) means the highest natural elevation of the ground surface prior to construction next to the proposed walls of a structure.

"Historical Structure" means any structure that is:

1. Listed individually in the National Register of Historic Places (a listing maintained by the Department of Interior) or preliminarily determined by the Secretary of the Interior as meeting the requirements for individual listing on the National Register;
2. Certified or preliminarily determined by the Secretary of the Interior as contributing to the historical significance of a registered historic district or a district preliminarily determined by the Secretary to qualify as a registered historic district;
3. Individually listed on a state inventory of historic places in states with historic preservation programs which have been approved by the Secretary of the Interior; or
4. Individually listed on a local inventory or historic places in communities with historic preservation programs that have been certified:
    a. By an approved state program as determined by the Secretary of the Interior or;
    b. Directly by the Secretary of the Interior in states without approved programs.

"Hydrodynamic forces" are the forces and stresses associated with moving water, including impacts from objects carried in the water.

"Hydrostatic flood forces" are the forces and stresses associated with standing floodwaters.

"Lacustrine Flooding" is flooding associated with a lake.

"Lateral forces" are the horizontal hydrostatic forces associated with standing water. Water exerts an equal force in all directions, and as little as three feet of standing water can generate sufficient lateral force to collapse a foundation or wall.

"Lowest floor" refers to the lowest floor of the lowest enclosed area (including Basement). For a typical slab-on-grade construction, the lowest floor is the top of the first floor of the structure. For a typical basement foundation construction, the elevation of the lowest floor is the top of the basement floor. For a typical crawlspace foundation construction, the elevation of the lowest floor is the top of the first floor of the structure. For a typical split-level construction, the elevation of the lowest floor is the top of the first living area floor. For a manufactured home installation, the elevation of the lowest floor will be the bottom of the lowest I-Beam. The garage floor and crawlspaces are not the lowest floor as long as there are no living areas in the garage and it is used solely for storage, parking vehicle and entry to the structure, provided that such enclosure is not built so as to render the structure in violation of the applicable non-elevation design requirements of Section 60.3 of the National Flood Insurance regulations.

"Manufacture Homes" or Structures means a structure, transportable in one or more sections, which is built on a permanent chassis and is designed for use with or without a permanent foundation when attached to the required utilities. The term "manufactured home" does not include a "recreational vehicle".

"Manufactured Home Park or Subdivision" means a parcel (or contiguous parcels) of land subdivided into two or more manufactured home lots for rent or sale.

"Mean Sea Level" (MSL) means, for the purposes of the NFIP, the National Geodetic Vertical Datum (NGVD) of 1929 or other datum, to which base flood elevations shown on a community's FIRM are referenced.

"Mixed Use Structures" are structures with both a business and a residential component, but where the area used for business is less than 50% of the total floor area of the structure.

"New Construction" means, for floodplain management purposes, structures for which the "start of construction" commenced on or after the date of a floodplain management regulation adopted by a community and includes any subsequent improvements to such structures.

"New Manufactured Home Park or Subdivision" means a manufactured home park or subdivision for which the construction of facilities for servicing the lots on which the manufactured homes are to be affixed (including at a minimum, the installation of utilities, the construction of streets, and either final

site grading or the pouring of concrete pads) is completed on or after the effective date of floodplain management regulations adopted by a community.

"No Adverse Impact principle" is a principle of restricting or prohibiting land development that does harm or "adversely affects" someone else's property or land.

"Nonresidential Structures" are structures used only for commercial or public purposes, such as businesses, schools, churches, etc...

"No-Rise Certificates" are formal certifications signed and stamped by a Professional Engineer licensed to practice in the State of Arkansas, demonstrating through hydrologic and hydraulic analyses performed in accordance with standard engineering practice that a proposed development will not result in any increase in flood levels within the community during the occurrence of a base flood event.

"Piers" are columns of masonry or other structural material (commonly cement blocks stacked up to support a manufactured home), usually rectangular, used to support other structural members. For the purpose of this ordinance, piers must be permanent in nature.

"Pilings" are steel tubes driven to rock or a suitable soil-bearing layer and connected to the foundation of a structure.

"Ponding" is a flooding effect where floodwaters accumulate in shallow depressions and linger until absorbed or evaporated.

"Recreational vehicles" means a vehicle, which is:

1. built on a single chassis;
2. 400 square feet or less when measured at the largest horizontal Projections;
3. designed to be self-propelled or permanently towable by a light duty truck; and
4. Designed primarily not for use as a permanent dwelling but as temporary living quarters for recreational, camping, travel, or seasonal use.

"Risk Zones" categorize special flood hazard areas into groupings by the specific risk of flooding. Zones A, AE or A 1-30, AO, and AH are Special Flood Hazard Areas. See "X Risk Zones" in this section.

"Riverine flooding" is flooding associated with a river or stream channel.

"R V" is the acronym for recreational vehicle.

"Screw augers" are any type of anchor that twists into the soil, typically to a depth of 4 feet or more. They are not suitable for securing manufactured homes against floodwaters because saturated grounds often soften and fail to hold the anchor in place.

"Section 404 Wetlands Permit" is a permit required under Section 404 of the Clean Water Act for the discharge of dredged and fill material into any surface water of the United States. The US Army Corps of Engineers issues Section 404 permits.

"SFHA" is the acronym for Special Flood Hazard Area.

"Shallow flooding" means a depth of less than 3 feet.

"Slab anchors" are anchors where the hook of the anchor is wrapped around a horizontal rebar in the slab before the concrete is poured.

"Special flood hazard areas" are geographical areas identified on FEMA flood maps as being at-risk for flooding. The maps further categorize these areas into various flood risk zones A, AE or Al-30, AH, and AO.

"Start of Construction" includes substantial improvement and means the date the building permit was issued, provided the actual start of construction, repair, reconstruction, rehabilitation, addition placement, or other improvement was within 180 days of the permit date. The actual start means either the first placement of permanent construction of a structure on a site, such as the pouring of slab or footings, the installation of piles, the construction of columns, or any work beyond the stage of excavation; or the placement of a manufactured home on a foundation. Permanent construction does not include land preparation, such as clearing, grading and filling; nor does it include the installation of streets and/or walkways; nor does it include excavation for basement, footings, piers or foundations or the erection of temporary forms; nor does it include the installation on the property of accessory buildings, such as garages or sheds not occupied as dwelling units or not part of the main structure. For a substantial improvement, the actual start of construction means the first alteration of any wall, ceiling, floor, or other structural part of a building, whether or not that alteration affects the external dimensions of the building.

"State Coordinating Agency" is the agency that acts as a liaison between FEMA and a community for the purposes of floodplain management. The Arkansas Natural Resources Commission is the State Coordinating Agency for Arkansas.

"Stream channels" are depressed natural pathways through which water of any quantity routinely flows.

"Structural development" is a development that includes the placement or construction of a structure.

"Structure" means for floodplain management purposes, a walled and roofed building, including a gas or liquid storage tank that is principally above ground, as well as a manufactured home.

"Substantial damage" is damage of any origin where the cost to restore a structure to its original undamaged state would equal or exceed 50% of the market value of the structure before any damage occurred. In determining whether substantial damage has occurred, estimators must use standard contractor and materials costs. There are no exceptions for homeowners who make their own repairs or for discounted or free raw materials.

"Substantial improvement" is any reconstruction, remodeling, addition or improvement to a structure with a cost equaling or exceeding 50% of the market value of the structure before any improvement. Improvements to correct identified violations of local health, sanitary or safety Codes are not substantial improvements, regardless of the cost, as long as they are the minimum improvement necessary to bring the structure up to Code. Alterations to historical structures are also exempted, as long as the improvement does not affect the structure's official status of "historical structure."

"Uses vulnerable to floods" are simply any land or structural uses that may be negatively affected by a flood.

"Variance" is a formal, written permission from the Appeals Board to construct or develop in a way that is inconsistent with the requirements of this Code. The variance only deals with this Code — the Appeals Board has no authority to waive any other governmental requirement, and has no say in the cost of flood insurance.

"Violation" means the failure of a structure or other development to be fully compliant with the community's floodplain management regulations. A structure or other development without the elevation certificate, other certifications, or other evidence of compliance required in this Code is presumed to be in violation until such time as that documentation is provided.

"Watercourse alteration" refers to any change that occurs within the banks of a watercourse.

"Water Surface Elevation" means the height, in relation to the National Geodetic Vertical Datum (NGVD) of 1929 (or other datum, where specified), of floods of various magnitudes and frequencies in the floodplains of coastal or riverine areas.

"X Risk Zones" are a special group of insurance risk zones. One type, shown as non-shaded areas on FEMA issued flood maps, indicates a zone where flooding is not expected to occur. The second type, shown as shaded areas of FEMA flood maps, indicates a flood hazard area that is expected to be affected by the 500-year flood, but not by the 100-year base flood.

ARTICLE 2 ADMINISTRATION

SECTION A. DESIGNATION OF THE FLOODPLAIN ADMINISTRATOR

The Mayor of the City of Bryant or his/her designee, is hereby appointed the Floodplain Administrator.

SECTION B. DUTIES & RESPONSIBILITIES OF THE FLOODPLAIN ADMINISTRATOR

It is the duty and responsibility of the Floodplain Administrator or his designee to:

1. **Obtain accreditation each year** as required by A.C.A. § 14-268-106 through the State Coordinating Agency, which is the Arkansas Natural Resources Commission.

2. **Administer and implement the provisions of this Code** and other appropriate sections of 44 CFR (Emergency Management and Assistance - National Flood Insurance Program Regulations) as they pertain to floodplain management

3. **Review applications for Floodplain Development Permits** to:
    a. Evaluate proposed projects for reasonable safety from flooding;
    b. Evaluate proposed projects for conformance with No Adverse Impact principles;
    c. Ensure that all other permits necessary (including Section 404 Wetlands Permits as required by the Federal Water Pollution Control Act Amendments of 1972, 33 U.S.C. 1334) for proposed projects are obtained from the appropriate government agency prior to issuing a Floodplain Development Permit; and
    d. Ensure that proposed projects conform to the applicable provisions of this Code.

4. **Approve or deny applications for Floodplain Development Permits** on the basis of:
    a. The proposed development's compliance or non-compliance with the provisions of this Code;
    b. The expected flood elevation, flood water velocity, flood duration, rate of rise and sediment transport of the floodwaters expected at the proposed development site;
    c. The proposed development's potential to adversely impact life and property by changing flooding patterns, changing erosion rates, or being swept onto other lands by flood waters;
    d. The proposed development's susceptibility to flood damage;
    e. The proposed development's compatibility with existing and planned community development;
    f. The proposed development's accessibility by ordinary and emergency vehicles during flooding events;
    g. The anticipated costs of providing governmental services to the proposed development during and after flooding events, including maintenance and repair of streets, bridges, facilities and public utilities such as sewer, gas, electrical and water systems;
    h. The proposed development's functionally dependent use;

i. The availability of alternative locations, not subject to flooding or erosion damage, for the proposed development; and
j. The relationship of the proposed use to the comprehensive plan for that area.

5. **Interpret the exact location of the boundaries of Special Flood Hazard Areas** whenever a mapped boundary appears to be different from actual field conditions. (The sole purpose of this interpretation is to determinate the applicability of the provisions of this Code to the proposed project.)

6. **Notify adjacent communities** and the State Coordinating Agency, which is the Arkansas Natural Resources Commission, a minimum of 60 days prior to any alteration or relocation of a watercourse, and submit evidence of all such notifications to FEMA.

7. **Ensure that the flood carrying capacity** within an altered or relocated portion of a watercourse is not diminished, and that the alteration or relocation does not adversely impact any other lands.

8. **Obtain, review and reasonably utilize,** whenever the current Flood Insurance Study or current Flood Insurance Rate Map does not provide base flood elevation data, any **base flood elevation data and floodway data** available from any Federal, State or other source. The Floodplain Administrator may obtain such data by requiring the applicant to submit it in conjunction with a Floodplain Development Permit application. (The sole use of this data is the administration of the provisions of this Code.)

9. **Inspect floodplain developments as necessary** to ensure construction is in accordance with the application data that formed the basis for the decision to issue the Floodplain Development Permit.

10. **Issue Certificates of Compliance.**

11. **Maintain all records and documents pertaining to this Code for public inspection**.

SECTION C. ESTABLISHMENT OF DEVELOPMENT PERMIT

A **Floodplain Development Permit is required** for all structural development, placement of manufactured structures, clearing, grading, mining, drilling, dredging, placement of fill, excavating, watercourse alteration, drainage improvements, roadway or bridge construction, individual water or sewer installations or any other development **in a Special Flood Hazard Area to ensure conformance with the provisions of this Code.**

SECTION D. PERMIT PROCEDURES

1. **Application** for a Floodplain Development Permit shall be presented to the Floodplain Administrator on forms furnished by him/her and may include, but not be limited to, plans in duplicate drawn to scale showing the location, dimensions, and elevation of proposed landscape alterations, existing and proposed structures, including the placement of manufactured homes, and the location of the foregoing in relation to areas of special flood hazard.

2. The **documentation** required with each Application for a Floodplain Development Permit, and the specific provisions of this Code applicable to the proposed development, are dependent upon the type of development proposed and the Risk Zone of the proposed development site. Article 3, Section A contains standards for all developments in all Risk Zones. Article 3, Section B contains standards for specific development types in specific Risk Zones.

3. The decision of the Floodplain Administrator to **approve or deny** issuance of a Floodplain Development Permit is **subject to appeal** to the designated Appeal Board .Within the City of Bryant, Arkansas the designated Appeal Board is the City Council of Bryant

SECTION E. PROCEDURES FOR VARIANCE FROM THE REOUIRMENTS OF THIS CODE

1. Applicants must submit petitions for variances directly to the Appeal Board (Section F).

2. Variances may only be issued:
   a. if showing a good and sufficient cause;
   b. granting of the variance will not result in any adverse impact upon other lands;
   c. if granting of the variance will not result in any additional threats to public safety;
   d. if granting of the variance will not result in extraordinary public expense;
   e. if granting of the variance does not create a nuisance, cause fraud on or victimization of the public, or conflict with existing laws or ordinances;
   f. if granting of the variance will not result in increased flood heights or an increase in expected flood velocities;
   g. if the requested variance is the minimum necessary, considering the flood hazards, to afford the necessary relief; and
   h. Upon determination that the requested variance is necessary to avoid an extraordinary hardship to the applicant.

3. Variances in regulatory floodways will be granted on a case by case basis only and will be limited to the items listed in floodway section 2 A.

SECTION F. APPEAL BOARD

1. Within the City of Bryant, Arkansas the City Council is the designated Appeal Board.

2. The Appeal Board will consider an appeal only with allegations of an error in any requirement, decision, or determination made by the Floodplain Administrator in the enforcement or administration of this Code.

3. Upon consideration of the factors noted in Article 2, Sections E and F, and the intent of this ordinance, the Appeal Board may attach such conditions to the granting of variances, as it deems necessary to further the purpose and objectives of this ordinance.

4. Appeal Board decisions are binding only upon the requirements of this Code, and have no bearing on the decision of any lending institution to require the purchase of flood insurance or on the rate determination of such insurance.

5. Any time the Appeal Board issues a variance, it must provide the applicant with a formal written warning of an increased risk of flood damage due to removal of restrictions designed to lessen such risks. The notice must also warn of a corresponding increase in the cost of flood insurance, since the cost of such insurance will be commensurate with the increased risk.

6. Aggrieved parties may appeal any decision of the Appeal Board to a court of competent jurisdiction.

ARTICLE 3 PROVISIONS FOR FLOOD HAZARD REDUCTION

SECTION A. GENERAL STANDARDS

The following standards apply to all developments in Special Flood Hazard Areas, regardless of the type of proposed development or the Risk Zone of the proposed site.

1. **All new construction or substantial improvements** shall be **designed (or modified) and adequately anchored** to prevent flotation, collapse or lateral movement of the structure resulting from hydrodynamic and hydrostatic loads, including the effects of buoyancy;

2. **All new construction or substantial improvements** shall be constructed by methods and practices that **minimize flood damage**;

3. **All new construction or substantial improvements** shall be constructed **with materials resistant to flood damage**;

4. All **critical facilities** constructed or substantially improved in Special Flood Hazard Areas (SFHA) must be constructed or modified to **exceed 500-year flood protection** standards **<u>or</u> located outside the SFHA**.

5. **The placement or construction of all new structures must be in full compliance with the provisions of this Code**

6. For the purposes of this Code, all **mixed-use structures are subject to the more stringent requirements of residential structures.**

7. **A substantial improvement or substantial damage** to an existing structure **triggers a requirement to bring the entire structure into full compliance** with the provisions of this Code. The existing structure, as well as any reconstruction, rehabilitation, addition, or other improvement, must meet the standards of new construction in this Code.

8. **Any improvement to an existing structure that is less than a substantial improvement requires the improvement, but not the existing structure, to be in full compliance with the provisions of this Code.**

9. **All manufactured homes** to be placed within a Special Flood Hazard Area on a community's FIRM shall be **installed using methods and practices, which minimize flood damage**. For the purposes of this requirement, manufactured homes must be elevated and anchored to resist flotation, collapse, or lateral movement. Methods of anchoring may include, but are not limited to, use of over-the-top or frame ties to ground anchors. This requirement is in addition to applicable State and local anchoring requirements for resisting wind forces. Screw augers or expanding anchors will not satisfy the requirement of this provision.
10. The design or location of **electrical, heating, ventilation, plumbing, and air conditioning equipment for new structures**, or for any improvements to an existing structure, must prevent water from entering or accumulating within the components during base flood events.

11. The design of **all new and replacement water supply** systems must minimize or eliminate infiltration of floodwaters into the system during base flood events.

12. The design of **all new and replacement sanitary sewage** systems must minimize or eliminate infiltration of floodwaters into the system during flooding events, and must prevent sewage discharge from the systems into floodwaters.

13. The placement of **on-site waste disposal systems** must avoid impairment to, or contamination from, the disposal system during base flood events.

14. **Construction of basement foundations in any Special Flood Hazard Area is prohibited.**

15. New construction and substantial improvements, with **fully enclosed areas (such as garages and crawlspaces)** below the lowest floor that are usable solely for parking of vehicles, building access or storage in an area other than a basement and which are below the base flood elevation shall be designed to automatically equalize hydrostatic flood forces on exterior walls by allowing for the entry and exit of floodwaters. Designs for meeting this requirement must either be certified by a registered professional engineer or architect or meet or exceed the following minimum criteria:
    a. A minimum of two openings on separate walls having a total net area of not less than I square inch for every square foot of enclosed area subject to flooding shall be provided.
    b. The bottom of all openings shall be no higher than I foot above grade.
    c. Openings may be equipped with screens, louvers, valves, or other coverings or devices provided that they permit the automatic entry and exit of floodwaters.

16. The placement of **recreational vehicles (RV)** in Special Flood Hazard Areas must either
    a. be temporary, as demonstrated by the RV being fully licensed, being on wheels or a jacking system, attached to the site only by quick disconnect type utilities and security devices, having no permanently attached additions, and being immobile for no more than 180 consecutive days; or else
    b. Meet all provisions of this Code applicable to manufactured home structures.

17. All proposals for the development of a **residential subdivision, commercial business park or manufactured home park/subdivision** must have **public utilities and facilities such as sewer, gas, electrical and water systems** located and constructed to minimize or eliminate flood damage.

18. All proposals for the development of a **residential subdivision, commercial business park or a manufactured home park/subdivision** must include an adequate **drainage plan** to reduce exposure to flood hazards.

19. All proposals for the development of a **commercial business park or a manufactured home park/subdivision** must include an adequate **evacuation plan** for the escape of citizens from affected nonresidential structures during flooding events.

SECTION B. RISK ZONE SPECIFIC STANDARDS

In addition to the General Standards, the following standards apply to specific development types in specific Risk Zones. Risk Zones listed in this Code that do not appear on the current FIRM are not applicable.

---

(1) In AE or Al-30 Risk Zones: Special Flood Hazard Areas with base floods determined

a. **For Residential Structures in Zone AE or A 1-30**:

1. For all new residential structures, the top surface of the lowest floor must have an elevation {3 feet or more} above the published BFE. This elevation must be documented on an Elevation Certificate properly completed by a Professional Engineer, Surveyor or Architect licensed to practice in the State of Arkansas.

2. For all substantial improvements or substantial damage to existing residential structures, the entire structure becomes subject to the requirements of a new residential structure.

3. For any reconstruction, rehabilitation, addition, or other improvement to an existing residential structure that is less than a substantial improvement, only the improved area, but not the entire structure, becomes subject to the requirements of a new residential structure.

b. For Nonresidential Structures in Zone AE or Al-30:

1. All new commercial, industrial or other nonresidential structures must either:
   i. have the lowest floor (including basement) elevated {3 feet or more} above the base flood level or
   ii. be flood proofed such that, together with attendant utility and sanitary facilities, be designed so that below {an elevation of 3 feet above} the base flood level the structure is watertight with walls substantially impermeable to the passage of water and with structural components having the capability of resisting hydrostatic and hydrodynamic loads and effects of buoyancy.
   iii. a registered professional engineer or architect shall develop and/or review structural design, specifications, and plans for the construction, and shall certify on a Flood proofing Certificate that the design and methods of construction are in accordance with accepted standards of practice as outlined in this subsection. A record of such certification, which includes the specific elevation (in relation to mean sea level) to which such structures are flood proofed shall be maintained by the Floodplain Administrator.
2. For all substantial improvements or substantial damage to existing commercial, industrial or other nonresidential structures, the entire structure becomes subject to the requirements of a new nonresidential structure.

3. For any reconstruction, rehabilitation, addition, or other improvement to an existing nonresidential structure that is less than a substantial improvement, only the improved area, but not the entire structure, becomes subject to the requirements of a new nonresidential structure.

c. For Manufactured Homes in Zone AE or Al-30:
   1. All manufactured homes that are placed or substantially improved on sites:
      i. outside of a manufactured home park or subdivision,
      ii. in a new manufactured home park or subdivision,
      iii. in an expansion to an existing manufactured home park or subdivision, or
      iv. in an existing manufactured home park or subdivision on which a manufactured home has incurred "substantial damage" as a result of a flood, be elevated on a permanent foundation such that the lowest floor of the manufactured home is elevated {3 feet or more} above the base flood elevation and be securely anchored to an adequately anchored foundation system to resist flotation, collapse, and lateral movement.

   2. Require that manufactured homes be placed or substantially improved on sites in an existing manufactured home park or subdivision on the community's FIRM that are not subject to the provisions of paragraph (l .) of this section be elevated so that either:
      i. the lowest floor of the manufactured home is {3 feet or more} above the base flood elevation, or
      ii. the manufactured home chassis is supported by reinforced piers or other foundation elements of at least equivalent strength that are no less than 36 inches in height above grade and be securely anchored to an adequately anchored foundation system to resist flotation, collapse, and lateral movement.

   3. For all substantial improvements or substantial damage to existing manufactured home, the entire structure becomes subject to the requirements of a new manufactured home.

   4. For any reconstruction, rehabilitation, addition, or other improvement to an existing manufactured home that is less than a substantial improvement, only the improved area, but not the entire structure, becomes subject to the requirements of a new manufactured home.

d. When a regulatory floodway has not been designated, the Floodplain Administrator must require that no new construction, substantial improvements, or other development (including fill) shall be permitted within Zones Al-30 and AE on the community's FIRM, unless it is demonstrated that the cumulative effect of the proposed development, when combined with all other existing and anticipated development, will not increase the water surface elevation of the base flood more than one foot at any point within the community.

---

(2) <u>Floodways</u>: High-risk areas of stream channel and adjacent floodplain)

a. Developments in regulatory floodways are prohibited, **<u>except</u>** for the following:
    1. City park developments, parking lots (not requiring a retaining wall), bridge construction, road or driveway construction. All must be No-Rise certified.

b. No type of building, home (manufactured or otherwise), may be placed in a regulatory floodway, regardless of elevation, anchoring methods, or No-Rise certification.

---

(3) <u>In AH or AO Risk Zones</u>: Special Flood Hazard Areas of shallow flooding

a. **For Residential Structures in Zones AH or AO**:
    1. All new residential structures must be constructed with the top surface of the lowest floor elevated {<u>3 feet or more</u>} above the published BFE, or {<u>3 feet or more</u>} above the highest adjacent grade in addition to the depth number specified (at least 3 feet if no depth number is specified) on the community's FIRM. This elevation must be documented on an Elevation Certificate properly completed by a Professional Engineer, Surveyor or Architect licensed to practice in the State of Arkansas.

    2. For all substantial improvements or substantial damage to existing residential structures, the entire structure becomes subject to the requirements of a new residential structure.

    3. For any reconstruction, rehabilitation, addition, or other improvement to an existing residential structure that is less than a substantial improvement, only the improved area, but not the entire structure, becomes subject to the requirements of a new residential structure

b. **For Nonresidential Structures in Zones AH or AO**.
    1. All new commercial, industrial or other nonresidential structure must either:
        i have the top surface of the lowest floor elevated {<u>3 feet or more</u>} above the published BFE, or {<u>3 feet or more</u>} above the highest adjacent grade in addition to the depth number specified (at least 3 feet if no depth number is specified) on the community's FIRM, with documentation on an Elevation Certificate properly completed by a Professional Engineer, Surveyor or Architect licensed to practice in the State of Arkansas; or

ii be flood proofed such that the structure, together with attendant utility and sanitary facilities be designed so that below {3 feet or more} above the published BFE in Zone AH, or {3 feet or more} above the base specified flood depth in an AO Zone, the structure is watertight with walls substantially impermeable to the passage of water and with structural components having the capability of resisting hydrostatic and hydrodynamic loads of effects of buoyancy.

2. For all substantial improvements or substantial damage to existing commercial, industrial or other nonresidential structures the entire structure becomes subject to the requirements of a new nonresidential structure.

3. For any reconstruction, rehabilitation, addition, or other improvement to an existing nonresidential structure that is less than a substantial improvement, only the improved area, but not the entire structure, becomes subject to the requirements of a new nonresidential structure.

c. For Manufactured Homes in Zones AH or AO:

1. All manufactured homes that are placed or substantially improved on sites•
   - i outside of a manufactured home park or subdivision,
   - ii in a new manufactured home park or subdivision,
   - iii in an expansion to an existing manufactured home park or subdivision, or
   - iv in an existing manufactured home park or subdivision on which a manufactured home has incurred "substantial damage" as a result of a flood, be elevated on a permanent foundation such that the lowest floor of the manufactured home is elevated {3 feet or more} above the published BFE, or {3 feet or more} above the highest adjacent grade in addition to the depth number specified (at least 3 feet if no depth number is specified) on the community's FIRM, and be securely anchored to an adequately anchored foundation system to resist flotation, collapse, and lateral movement.

2. Require that manufactured homes be placed or substantially improved on sites in an existing manufactured home park or subdivision on the community's FIRM that are not subject to the provisions of paragraph l. of this section be elevated so that either:
   - i the lowest floor of the manufactured home meets the elevation standard of paragraph 1., or
   - ii the manufactured home chassis is supported by reinforced piers or other foundation elements of at least equivalent strength that are no less than 36 inches in height above grade and be securely anchored to an adequately anchored foundation system to resist flotation, collapse, and lateral movement.
3. For all substantial improvements or substantial damage to existing manufactured home, the entire structure becomes subject to the requirements of a new manufactured home.

4. For any reconstruction, rehabilitation, addition, or other improvement to an existing manufactured home that is less than a substantial improvement, only the improved area, but not the entire structure, becomes subject to the requirements of a new manufactured home.

d. **Where FEMA has not established a regulatory floodway in Zone in Zones AH or AO**, no Floodplain Development Permit may be issued unless a detailed engineering analysis is submitted along with the application that demonstrates the increase in base floodwater elevation due to the proposed development and all cumulative developments since the publication of the current FIRM will be less than 1 foot.

e. **Require adequate drainage paths** around structures on slopes, to guide floodwaters around and away from proposed structures.

---

(4) <u>In "A" Risk Zones</u>:
(Special Flood Hazard Areas with <u>no base flood elevations determined)</u>

a. In Zone A, the applicant or the applicant's agent must determine a base flood elevation prior to construction. The BFE will be based on a source or method approved by the local Floodplain Administrator.

b. For Residential Structures in Zone A:

1. For all new residential structures, the top surface of the lowest floor must have an elevation {<u>3 feet or more</u>} above the BFE. This elevation must be documented on an Elevation Certificate properly completed by a Professional Engineer, Surveyor or Architect licensed to practice in the State of Arkansas.

2. For all substantial improvements or substantial damage to existing residential structures, the entire structure becomes subject to the requirements of a new residential structure.

3. For any reconstruction, rehabilitation, addition, or other improvement to an existing residential structure that is less than a substantial improvement, only the improved area, but not the entire structure, becomes subject to the requirements of a new residential structure.

c. For Nonresidential Structures in Zone A:

1. All new commercial, industrial or other nonresidential structures must either:

i. have the lowest floor (including basement) elevated {3 feet or more} above the base flood level or
ii. be flood proofed such that, together with attendant utility and sanitary facilities, be designed so that below {an elevation of 3 feet above} the base flood level the structure is watertight with walls substantially impermeable to the passage of water and with structural components having the capability of resisting hydrostatic and hydrodynamic loads and effects of buoyancy.
iii. A registered professional engineer or architect shall develop and/or review structural design, specifications, and plans for the construction, and shall certify on a Flood proofing Certificate that the design and methods of construction are in accordance with accepted standards of practice as outlined in this subsection. A record of such certification, which includes the specific elevation (in relation to mean sea level) to which such structures are flood proofed shall be maintained by the Floodplain Administrator.

2. For all substantial improvements or substantial damage to existing commercial, industrial or other nonresidential structures, the entire structure becomes subject to the requirements of a new nonresidential structure.

3. For any reconstruction, rehabilitation, addition, or other improvement to an existing nonresidential structure that is less than a substantial improvement, only the improved area, but not the entire structure, becomes subject to the requirements of a new nonresidential structure.

d. For Manufactured Homes in Zone A:

1. All manufactured homes that are placed or substantially improved on sites:
   i. outside of a manufactured home park or subdivision,
   ii. in a new manufactured home park or subdivision,
   iii. in an expansion to an existing manufactured home park or subdivision, or
   iv. in an existing manufactured home park or subdivision on which a manufactured home has incurred "substantial damage" as a result of a flood, be elevated on a permanent foundation such that the lowest floor of the manufactured home is elevated {3 feet or more} above the base flood elevation and be securely anchored to an adequately anchored foundation system to resist flotation, collapse, and lateral movement.

2. Require that manufactured homes be placed or substantially improved on sites in an existing manufactured home park or subdivision on the community's FIRM that are not subject to the provisions of paragraph (1.) of this section be elevated so that either:
   i. the lowest floor of the manufactured home is {3 feet or more} above the base flood elevation, or
   ii. the manufactured home chassis is supported by reinforced piers or other foundation elements of at least equivalent strength that are no less than 36 inches

in height above grade and be securely anchored to an adequately anchored foundation system to resist flotation, collapse, and lateral movement.

3. For all substantial improvements or substantial damage to existing manufactured home, the entire structure becomes subject to the requirements of a new manufactured home.

4. For any reconstruction, rehabilitation, addition, or other improvement to an existing manufactured home that is less than a substantial improvement, only the improved area, but not the entire structure, becomes subject to the requirements of a new manufactured home.

e. **Base flood elevation data and a regulatory floodway**, utilizing accepted engineering practices, shall be generated for subdivision proposals and other proposed development including the placement of **manufactured home parks and subdivisions which is greater than 50 lots or 5 acres, whichever is lesser,** if not otherwise provided.

ORDINANCE NO. 2025-_____

AN ORDINANCE RESTRICTING RIGHT-OF-WAY CANVASSERS AND SOLICITORS TO CERTAIN BRYANT STREETS AND ROADWAYS, LOCATED WITHIN THE CITY OF BRYANT, BECAUSE CANVASSERS AND SOLICITORS POSE A DANGER TO THEMSELVES AND THE PUBLIC AT LARGE BY INTERVENING WITH THE SAFE AND NORMAL FLOW OF TRAFFIC; AND FOR OTHER PURPOSES

WHEREAS, the City Council of Bryant, Arkansas, desires to adopt an ordinance restricting right-of-way canvassers and solicitors to certain streets and roadways located in the City because such canvassers and solicitors pose a danger to themselves and the public at large by interfering with the safe and normal flow of vehicle traffic; and

WHEREAS, right-of-way canvassers and solicitors approach motorists and passengers while the motor vehicle is engaged in travel on roads and are particularly susceptible to serious bodily injury or death due to the speed and number of motorists who operate vehicles on roads of the City; and

WHEREAS, roads are primarily designed for vehicular traffic and are not suited to safely accommodate right-of-way canvassers and solicitors; and

WHEREAS, the presence of right-of-way canvassers and solicitors interferes with the safe movement and normal flow of traffic; and

WHEREAS, there are ten (10) full-colored traffic lights within the City; and

WHEREAS, upon additional analysis, the City Council of the City of Bryant, Arkansas, has determined that canvassers and solicitors should be limited on additional street corners.

NOW, THEREFORE, BE IT ORDAINED BY THE CITY COUNCIL OF BRYANT, ARKANSAS

SECTION 1: It is the finding of the City Council that other alternative and safer channels of communication exist other than right-of-way canvassing and solicitation for a person or people who seek to exercise their First Amendment freedoms, such as, but not limited to, mail solicitation for donations, or delivery of literature, distribution of literature or solicitation for donations at other locations (such as homes, places of worship, businesses, shopping areas, news and magazine racks, special events, and any other place not prohibited by law); the distribution or sale of newspapers or other literature through the use of home or business delivery, vending machines, and retail stores; and the sale of goods and services at retail stores, through the internet, and from vending machines.

SECTION 2: The City Council desires to protect and preserve the safety and quality of life of its residents and those who use the streets within the City, both pedestrians and motorists alike.

SECTION 3: The City Council has reviewed the proposed regulations provided by this section and finds that such regulations accomplish the intended purposes while utilizing the least restrictive means possible.

SECTION 4: It is the intention of the City Council that this subsection is applied equally to all right-of-way canvassers and solicitors, regardless of the right-of-way canvasser and solicitor's purpose and/or message.

SECTION 5: It is the intention of the City that nothing in this section shall prohibit a person from engaging in any other lawful activity or speech on the sidewalks in and around intersections, so long as that person or people are not right-of-way canvassers and/or solicitors and comply with all other state and local laws.

SECTION 6: The City finds that it is in the best interests of the residents of the city to adopt this subsection.

Prohibited roadways included but not limited to the following. It shall be unlawful for any person to act as a right-of-way canvasser and/or solicitor at or within two hundred
(200) feet from the lateral curb or boundary line of any intersection located at the following roadways:

- Reynolds (Hwy 183) and Bryant Parkway
- Reynolds and Mills Park Road
- Reynolds and Sullivan
- Reynolds and Prickett
- Reynolds and Roya
- Reynolds and I-30 Ramp
- Reynolds and Commerce
- Reynolds and Stagecoach (Hwy 5)
- Stagecoach and Lowery/Main
- Stagecoach and Bryant Parkway
- Stagecoach and Springhill
- Bryant Parkway and Shobe
- Main Street and Bryant
- Commerce and Main Street
- Main Street and Broadway Ave

SECTION 7: Those violating these restrictions are guilty of disturbing the peace, and in accordance with Ark. Code§ 14-54-1408 may be cited and punishable by a fine up to $100.

SECTION 8: Should any word, phrase, or section of this ordinance be held to be invalid or unconstitutional by a court of competent jurisdiction, such invalidity shall not affect the force and validity of the remaining portion of sections of this ordinance.

PASSED AND APPROVED THIS ____ DAY OF _____ 2025, BY THE CITY COUNCIL OF BRYANT, ARKANSAS.

Attest:

Chris Treat, Mayor

Mark Smith, City Clerk