

City of Bryant

State of Arkansas

Annual 2022 Budget



Prepared by City of Bryant
Finance Department

City of Bryant, AR 2022 Budget Book

Cover Page	1
Table of Contents	2
Local History	3
At A Glance	4
City Facilities	5
Census Data of Bryant, Arkansas	6-7
Letter of Transmittal	8-9
Adding Transparency to the Budget Process	10-13
Budget and Process Timeline	14
Budget/City Strategic Focus Areas	15
Adopting Resolution	16
GFOA Distinguished Budget Presentation Award	17
City Organization Chart	18
Policies for Debt and Capital and Auditing and Accounting	19-20
Fund Structure Organization Chart and Description	21-24
Summary of 2019-2021 and Category Totals for Major Funds with Pie Charts	25-26
Total Revenues and Expenses with Pie Charts	27-29
Summary of City's Debt, Governmental and Business Type	30-32
HR, Personnel, and JESAP Overview	33
Full Time Equivalent Budgeted Employees by Function/Program	34
Education and Certification Pay Budgeted by Function/Program	35
Performance Measures by Department/Focus Areas	36-37
Governmental Funds	38
Elected Officials - Mayor, City Clerk and City Attorney	39-40
Human Resources	41
Finance	42
Information Technology	43
Engineering	44
Administration Budget Numbers	45
Community Development (NEW Dept preview depts Planning and Code Combined)	46
Community Development Numbers	47
Animal Control	48-49
Animal Control Budget Numbers	50
Court	51
Court Budget Numbers	52
Parks and Recreation	53-54
Parks and Recreation Budget Numbers	55
Fire	56
Fire Budget Numbers	57
Police	58
Police Budget Numbers	59
Public Works Administration	60-61
Street and Stormwater	62
Street Budget Numbers	63
Stormwater Budget Numbers	64
Historical Review of 515 Stormwater Capital Enterprise Fund	65
Enterprise Funds	66
Water and Wastewater	67-68
Water and Wastewater Budget Numbers	69
List of Non Major Funds both Governmental and Enterprise	70-71
Appendix 1 - Major Vendor List	72
Appendix 2 - SWB (Salaries, Wages, and Benefits Calculation)	73
Appendix 3 - Bryant General Fund Capital and Maintenance Plan Template	74-76
Appendix 4 - City Fee Schedule	77-79
Glossary	80-82

City of Bryant, AR 2022 Budget Book

City of Bryant Local History

The City of Bryant received its start as a very small township in central Arkansas as European settlers established themselves along Hurricane Creek in the early 19th century. Over the years the city saw times of economic struggle, but as the demand for the area's bauxite grew during the WWII era, development and a steady slow growth began. Since then, the economic landscape of the city has seen many changes, as Bryant evolved from a typical railroad community, into one focused on family, education and quality of life for its residents.

Once a small industrial town, Bryant is now the fastest growing city in Central Arkansas. With a public education system deemed as one of the best in the state, as well as its proximity to the state's capital city of Little Rock, Bryant has more than doubled in population size over the past two decades. A stable and diversified business community, as well as a high demand real-estate market, now makes Bryant a much sought-after community for families and entrepreneurs.

The backbone of Bryant being its competitive spirit, organized youth and adult sports have thrived here. Making quality of life for residents a focus of Bryant's growth plan over the years, the city and school have created joint partnerships to ensure the best use of citizen taxpayer, with money being invested back into the community. This has allowed both entities to offer a multitude of sports and educational opportunities to local residents.

The creation of Bishop Park, which opened in 2010, created additional opportunities for many local sports organizations to develop and grow, thus creating a robust sports tourism trade for the city. Bryant hosts numerous sporting events for all ages including baseball, softball, swimming, soccer, football, disc golf, pickleball, and tennis.

Community events are also important to those living in Bryant, connecting people new to the city to the many traditions that have been a part of the community for decades. The Bryant Fallfest Celebration, hosted by the local Chamber of Commerce, is entering its 34th year and is well attended by locals and visitors alike. The city has recently recreated the 4th of July celebrations from years ago, and are now planning the fourth annual Pops in the Park event.

However, the largest event for this area is the annual "Salt Bowl" Competition. This competition, normally held in August/September is the most attended high school football game in Arkansas. During this battle for the title of Salt Bowl Champion, Bryant takes on its neighbor to the west, Benton. With a normal attendance of over 30,000 fans, this long-standing rivalry extends out past the football field. The weeks leading up to the game will include competitive food drives between the two cities, including the schools and residents. Local businesses, community sponsors, churches and other organizations also find a way to join in on the friendly community wide rivalry. The event was still held during COVID during 2020 and 2021 but attendance was restricted. The community looks forward to supporting the event in full force again in 2022.

Economic development and growth in Bryant have held strong through many market challenges. Mostly due to the comprehensive business make-up of the city. The Bryant School District along with the city government itself are the city's largest employers. There were 273 business licenses re-issued with another 48 new licenses requested in 2021 (not all store front). Local industry is varied and it is that myriad of retail, healthcare, restaurants, financial services, and other entrepreneurial opportunities that offers stability to the city's economic development. With Bryant's residential growth still climbing, there is still much opportunity for commercial growth in the city.

In 2021 Bryant saw the opening of the Arkansas Heart Hospital's Encore Medical Center. This four-story building is a general acute hospital care facility with a focus on bariatric surgery and peripheral vascular disease. It also features a full-service emergency department, restaurant and medical offices, bringing an additional 200 jobs to the local healthcare industry.

Arkansas' local economies are commonly supported by sales tax. Arkansas has a statewide sales tax of 6.5%. In Bryant, another 3% is collected and used by the city. This sales tax makes up approximately 80% of the general fund income. I hope you enjoyed this brief Local History on the City of Bryant. Please continue reading to see how we plan to use the resources granted to us by the citizens for the calendar year of 2022.

City of Bryant, AR 2022 Budget Book

City of Bryant, Arkansas At a Glance

Date of Incorporation	October 29, 1892
Form of Government	Mayoral/Council
Area in Square Miles	20.5

Demographics

Population	20,663
Total Housing Units	8,950
Total Households	8,203
Median Household Income	\$66,688
Average Family Size	3.03

Building Permits

Permits issued	797
Building Insp. Conducted	2,227

City Employees	Approximate
Full time	200
Part time	50
Seasonal	40

Departments of Public Safety

Police Stations	1
# of Police on Patrol	30
Fire Stations	3
Engine Companies	2
Truck Companies	2
Reserve Engines	2
Wildland Brush Units	2
Water Rescue Units	2

Parks and Recreation

Acreage	300
Playgrounds	5
Baseball/Softball Fields	20
Soccer/Football Fields	7

Public Schools

<https://myschoolinfo.arkansas.gov/Districts/Detail/6303000>

Elem Name	Enrollment	Ward
Parkway	534	1
Collegeville	466	2
Springhill	529	2
Hillfarm	560	3
Bryant	585	4
Robert L. Davis	487	OCL*
Hurricane Creek	446	OCL*
Salem	482	OCL*
Middle School		
Bryant	870	4
Bethel	716	2
Junior High School		
Bryant	1,469	3
High School		
Bryant	2,036	4

*OCL - Outside City Limits

Water System

	Residential	Comm.
Active Accounts	8,482	659
Water Main miles	27.9	
Fire Hydrants	994 Approx.	

Wastewater System

	Residential	Comm.
Active Accounts	9,467	649
Miles of lines:		
Gravity Sewer	159.7 Miles	
Force Main Sewer	29 Miles	
Lift Stations	41	

Demographics based on 2020 U.S. Census Data

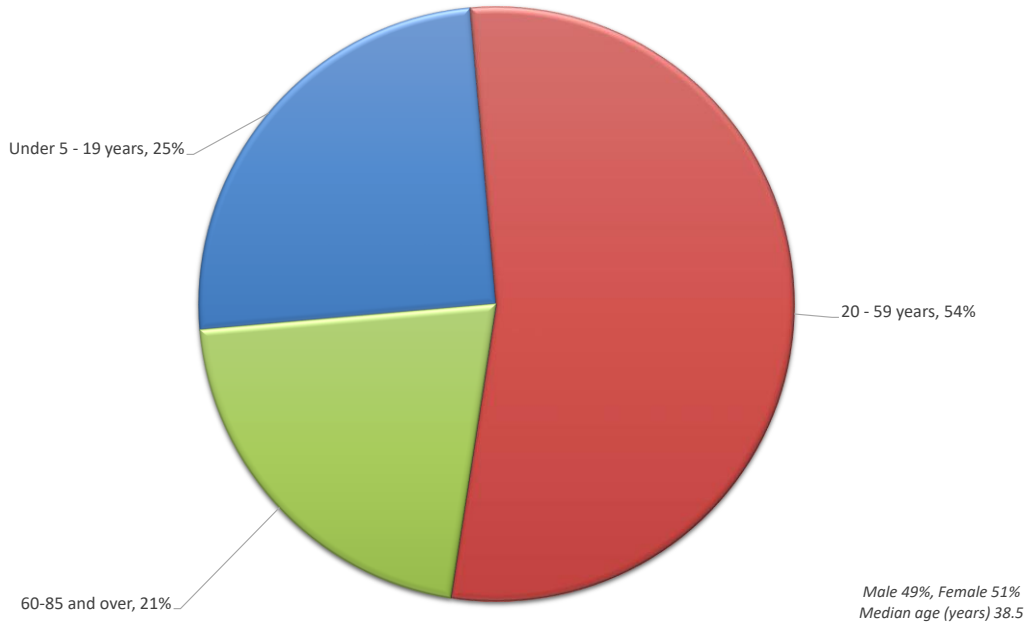


Facilities

City Hall	Parks & Recreation
<ul style="list-style-type: none"> • Administration 210 SW 3rd Street 501-943-0999 Mayor's Office, Finance, Human Resources, IT, Engineering, and Community Development • Bryant District Court 208 SW 3rd Street 501-943-0440 • Water Billing 210 SW 3rd St 501-943-0441 	<ul style="list-style-type: none"> • Bishop Park, The Center at Bishop Park, Aquatic Center, and Splash Pad 6401 Boone Road 501-943-0444 Bishop Park has nine baseball fields, six softball fields, two football/soccer/multipurpose fields, an indoor/outdoor aquatic facility, outdoor splash pad, two ponds, disc golf course, community center, Boys & Girls Club, Senior Activity Center, paved parking, fencing, dugouts, natural walking trail, and a pavillion. The Center at Bishop Park features three multi purpose courts, equipped to host basketball, volleyball, and pickleball. Also features a large indoor cushioned walking trail, aerobics room, fitness room, cardio room, and multiple events rooms equipped with drop down projector screen and audio. The Aquatic Center features a 25 yard 8 lane competition/lap pool and a therapy pool. The Competition/Lap pool is certified through USA Swimming and capable of hosting USA, AAU, NCAA, and High School swim meets. It also has a 1 meter diving board available for recreational use on the weekends, summer time, and for pool parties. The Competition/Lap pool has an ADA certified pool lift and maintains a temperature of 84 degrees. The Therapy Pool has an ADA accessible, zero entry ramp. Underwater rails are located in the middle of the pool for exercise and therapy purposes. Seating around the radius of the pool features 12 jets for hydrotherapy and maintains a temperature of 92 degrees. • Mills Park and Mills Park Pool 1003 Mills Park Road Mills Park feaures an outdoor swimming pool, concession building, restrooms, three pavilions, playground, outdoor basketball court, outdoor tennis courts, practice fields, and a walking/biking trail. • Ashley Park 400 SW 3rd Street Three baseball fields, playground, restrooms, and covered pavilion • Alcoa 40 Park and Bark Park 1110 Shobe Road Two softabll fields, one pee-wee football/multipurpose field, one concession stand, bathrooms, bridge and deck, paved parking, parking lot and field lighting, dugouts, press boxes, bleachers for football/soccer/multipurpose field. The Bark Park is designated for dogs to exercise and play off-leash in a controlled environment with an area for dogs 25 pounds and over and an area for dogs under 25 pounds. • Midland Park 3865 Midland Four Youth soccer fields, concession building, restroom, sport-field lighting, and paved parking • Springhill Park 2110 Binder Street Playground, pavillion, water fountain, and paved parking
Animal Control Facility	
<ul style="list-style-type: none"> • 25700 Interstate 30 501-943-0489 	
Fire Department	
<ul style="list-style-type: none"> • Station 1 (Headquarters) 312 Roya Lane All administrative staff are located at this station • Station 2 (HillFarm) 1601 South Reynolds Road Serves the south end of Bryant. Bryant Fire Training Facility located at this station • Station 3 (Springhill) 2620 Northlake Road Serves the north side of Bryant and the Springhill Fire Protection District • 501-943-0943 Emergency: 911 	
Police Department	
<ul style="list-style-type: none"> • 312 Roya Lane Non-emergency contact: 501-943-0943 Emergency: 911 	
Public Works	
<ul style="list-style-type: none"> • Stormwater 1019 SW 2nd Street 501-943-0468 • Street 1019 SW 2nd Street 501-943-0468 • Water Distribution 1019 SW 2nd Street 501-943-0469 • Wastewater Treatment 7064 Cynamide Road 501-943-0469 	

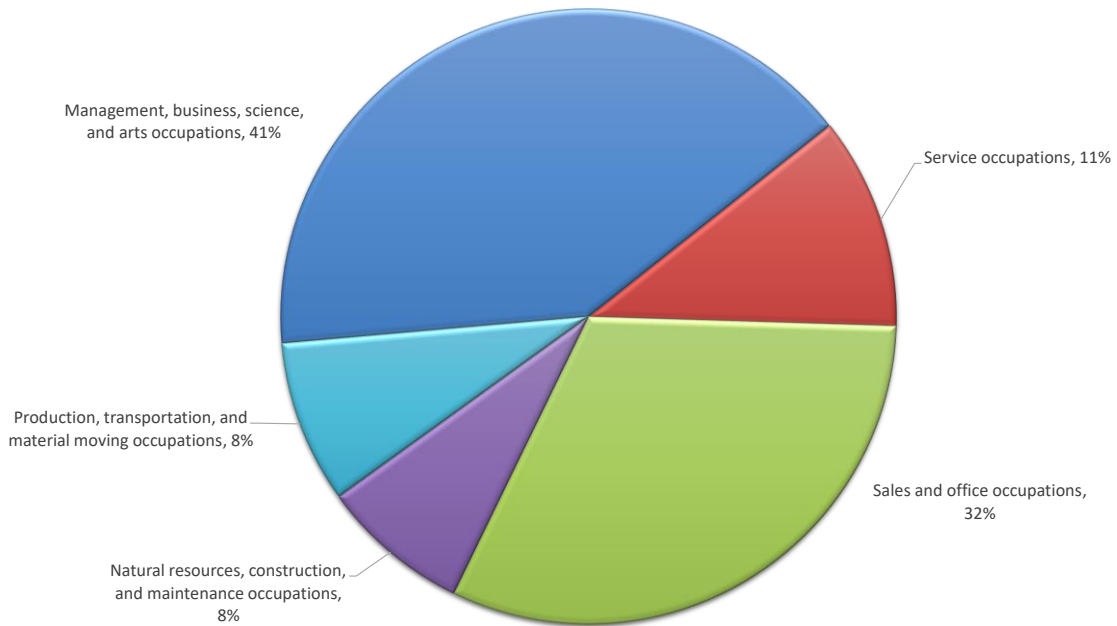
City of Bryant, AR 2022 Budget Book

Age of Population

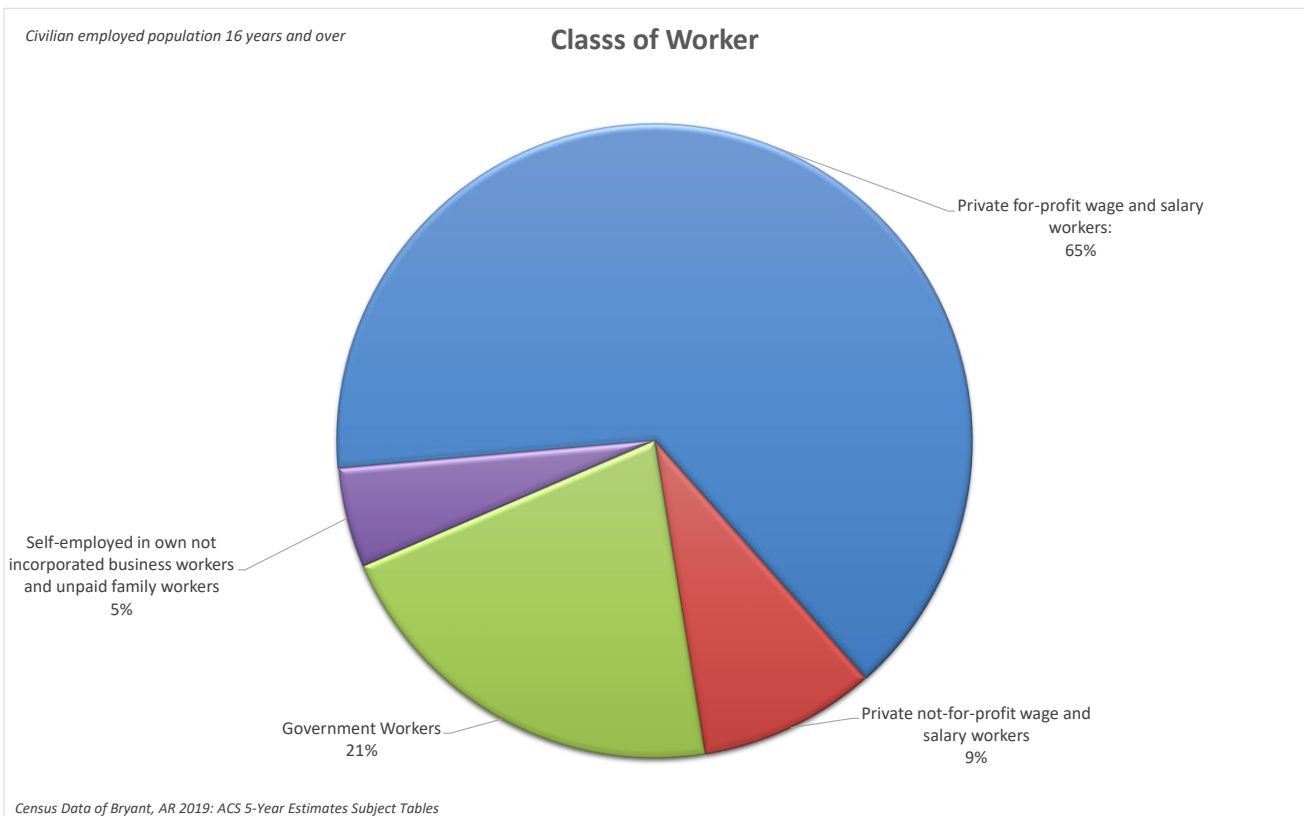
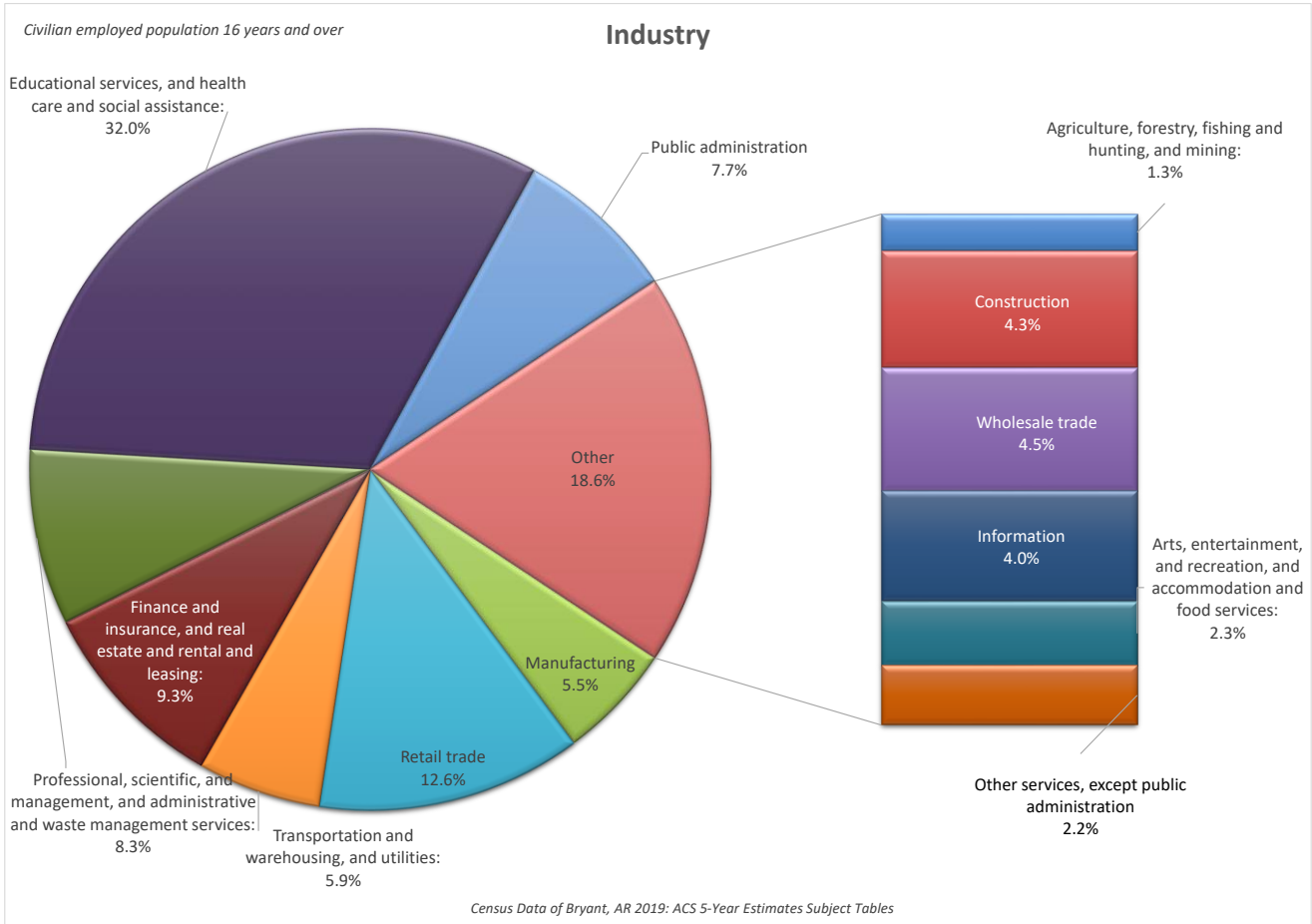


Civilian employed population 16 years and over

Occupation



City of Bryant, AR 2022 Budget Book



City of Bryant, AR 2022 Budget Book

City of Bryant Letter of Transmittal

Dear Citizens of Bryant,

The annual construction of a budget for the upcoming year is important to your community on many levels. First it creates a road map and a mission on how your city government will utilize the resources allotted to them through sales tax, franchise fees, utility rates, fines, as well as permits. This roadmap is then set into place to create, and ultimately fulfill, a long-term vision for the city.

It is the desire of the mayor, council, and city employees to seek and create smart, positive, and sustainable growth so that Bryant is considered a healthy American city, capable of sustaining itself even during periods of slow growth.

It is our desire to continue this proactive stance toward our city's growth and avoid being reactive when possible. To do this takes very deliberate action, which begins with good policy and a long-term plan. This plan is then implemented one year at a time. The City currently has long-term plans for some funds like Water and Wastewater but not for General Fund. The City is continuing to work towards this goal of a long-term plan for each department.

As we work to achieve this vision, many goals are set. One of the most important of these would be public safety. Keeping our citizens and visitors safe while in our community is imperative to the healthy growth of our community.

The administration of Public Safety for the city is implemented by way of several departments, including Police, Fire, Courts, Public Works and Animal Control. As you read this document, you will find that much of our allotted resources (funding) are consumed by our Public Safety Departments.

From the more obvious safety and community response actions that our Police, Fire and Animal Control perform to the behind the scenes work of the Public Work staff ensuring our local water quality is meeting all standards keeping our community healthy is a main priority.

It is no secret that as Bryant has grown, so has its traffic concerns. Traffic congestion is frustrating, bad for businesses, and diminishing to a good quality of life. We devote substantial resources to creating a well-connected community, again part of our long-term planning process.

Every year, we work to improve our pedestrian and cycling infrastructure, focusing first on connecting our parks, neighborhoods and schools. Many of these improvements are funded through grants that the city applies for in conjunction with city resources. In 2013, Bryant implemented a Complete Street Policy. This policy ensures that as Bryant grows, new developments that will affect our city sidewalk and road infrastructure share in the cost of that impact. By implementing this policy, the city will have to spend less tax revenue on building infrastructure in these areas and can reallocate that money for other much-needed uses within the city. In the future, we will also have the ability to build a connector to the, now under design, Southwest Trail Project. This trail will allow us to link Bryant with communities throughout Central Arkansas through a safe and protected trail system.

The construction of Bryant Parkway, the new North-South traffic corridor partially paid for through a bond refinancing approved by the voters, will also have a huge positive impact on Bryant. Not only will it relieve the traffic congestion on Reynolds Road allowing alternate routes for school transportation, it also creates additional pedestrian and bicycle access to these schools as well as neighborhoods and parks. During 2019, 2020, and 2021 progress on this project has been slow as the city waited on official FAA and FHA approval, due to the proximity to the Saline County Regional Airport. However, now this has been obtained and the project is set to be completed in 2023.

During 2020, a budding Engineering Department was moved out of Public Works and made into its own Administrative Department in order to better service all the departments of the city. This new department is key to our focus area of smart growth. It will help the other departments make wiser decisions and be better stewards of their resources. In 2021 the Code and Planning Departments were combined into one department called Community Development. This department is not listed under Public Safety in the Annual Audit but rather under Admin or General Government. It is hoped that by combining these departments it will create a new focus and synergy to be enjoyed by the residents of Bryant. These two changes in recent years are examples of Smart Growth. Smart Growth is one of our four Focus Areas as well.

Finally, the last significant focus area to be mentioned here is the Health and Quality of Life for the Citizens and Visitors to Bryant. All departments contribute to this goal in one way or another, but the department whose sole focus of this goal is Bryant Parks and Recreation.

As Bryant has grown, it has struggled to balance its growth with the desires of those living in our community. There is no doubt that the Parks and Recreation department has felt this struggle the most. Often, when budget time rolled around Parks was looked upon as a want versus a need. It has received cutbacks in areas that did not allow the employees of that department to deliver the level of services desired by citizens and visitors.

City of Bryant, AR 2022 Budget Book

To assist in closing that gap, in July of 2018 Bryant implemented an Advertising and Promotion Tax. This tax was a way for the city to capitalize on its close proximity to the interstate by capturing food and lodging revenue from many of the travelers stopping in our city. A 1% Restaurants and 2% Hotels Lodging tax rate was implemented. Per Arkansas state law this type of tax can only be used in two areas: advertising and parks. This placed the Bryant Parks and Recreation department on a more level competitive field with those parks in surrounding areas many of whom have had an A&P tax in place for several years.

Unfortunately, the Commission could not reach consensus and the Commission disbanded in August of 2019, leaving approximately \$856,000 worth of collections. A portion of that was determined to be used by Council for the completion of services desired by citizens and visitors. Some of those improvements include the construction of a pavilion at Bishop Park, the construction of restrooms at Alcoa and Ashley Park and the creation of a new playground for Ashley Park.

It is important to note during the very short time that the A&P tax was collected it had a major impact on our park system. If this funding were still available, it would help our parks department to remain competitive with surrounding communities. Once these residual funds are depleted, there will be no additional funding outside of our general fund for the parks department in 2022 and beyond. Note, the General Fund alone, with the current revenues sources available, cannot fund the five-year plan for parks included as an appendix to this document.

The 2020 Budget year was different from anyone's expectations all across the world when the COVID 19 Pandemic hit. The city's administration immediately curbed spending and city staff began reevaluating their current budget items. When needed, funding was diverted to cover COVID-19 related costs as we anticipated a drop in sales tax revenue.

As of October 2021, Bryant has not seen a drop of anticipated sales tax revenue during the pandemic, rather an increase. We believe we owe this to several areas. The first, a large percentage of Bryant residents work outside of our city. Many of these workers were asked to stay and work from home causing their spending habits to change. Money that was used in other cities for lunch, was instead used locally for groceries and eating out as the quarantine extended. The second is the convenience that many residents found in shopping online. In April of 2019 cities in Arkansas began receiving online sales tax by jurisdiction. These two combined items have helped Bryant to weather the pandemic. Additionally, the extra money provided to laid off workers by the federal government helped slow a decrease in consumer spending.

Personnel costs make up the largest percentage category for the General Fund each year. Therefore, it makes sense that each year a lot of discussion during budget time is devoted to personnel items. And Education Pay Program was implemented in 2021. This proposal for 2022 includes funding for a Certification Pay Program. These two programs to officially and separately pay employees for having Associates, Bachelors, Masters, and PhD Degrees and field related certifications have been goals of the City administration for several years. We are excited to implement them and hope the Sales Tax holds steady enough to allow for them to continue as planned. Each year the Council reviews the JESAP study and its recommendations along with the budget. A section of this document explores this study's recommendations in detail along with a five-year comparison of personnel numbers for the city as a whole.

The only true solution to keep pace with market demands in payroll is growth in sales tax and a diversification of revenue sources. Sales tax makes up the bulk of the General Fund Revenue sources in most Arkansas cities, including Bryant. It is imperative there is a multifaceted approach to business retention, expansion, and recruitment to ensure our businesses are successful so that in turn the city is successful. It is only by doing this that the city can hope to maintain the levels of services to which its citizens have become accustomed and maintain a city workforce that is competitive in the employee market. In addition to this growth, other sources of General Fund revenue need to be explored and bolstered.

With growth comes opportunities, change, and challenges. The Mayor, Council and city employees look forward to 2022 and the continued service to you and this community. We are committed to ensuring at all times we are finding creative ways to make the most of the resources you have entrusted to us. We hope you find the following pages breaking down the Budget process, department accomplishments, goals, performance measures and accompanying resources to your satisfaction and that we are being the best stewards possible with the revenues we receive to operate the City of Bryant.

Sincerely, Joy Black
City of Bryant, Finance Director

*NOTE the only difference between this budget and the audit is fund 007 for the CARES Money. It was not budgeted yet because we are unsure of what it can be spent on at this time.

Adding Transparency to the Budget Process

The Finance Department started off the process of adding transparency to the budget process by sending out a survey to the committees of Parks, Planning, Public Works, and Community Engagement. Of the 36 committee members, the Finance Department received 18 responses. We received some good, helpful feedback.

Committee Name _____ Ward # _____

1. On a scale of 1-10 (10 being the highest) how would you rate your confidence level in understanding the city budget?
2. On a scale of 1-10 (10 being the highest) how would you rate your knowledge level if you needed to participate in the city budget process with city staff and council?
3. Do you feel you actively participated in the city budget process in the past?
4. Have you ever reviewed the budget book listed on our website after the city budget was accepted?
5. If the answer to either question 3 or 4 was no, can you list what we can do differently so that you can join the process.
6. Do you think the community at large is actively involved in the budget process?
7. Do you think your ward citizens are actively involved in the budget process?
8. On a scale of 1-10 how much impact do you think community input has on the annual city budget?
9. What do you feel the city could/should do differently to engage the community in this process?
10. As a committee member, what role do you feel you should play during the city budget process?
11. In recent years city budgets have made national US news for items like the water issues in Flint, Michigan and the movement to "Defund" the Police. Have these and similar news items made you question your own involvement and understanding of your local city's budget? If so how and what questions do you have.
12. This past year water and sewer rates for the City of Bryant were raised. Did you follow this process and understand its implications on the budgeting process for future years?
13. If the answer to question 12 was no, why not? How could we have engaged you more?
14. Do you have any suggestions for how we can improve the budgeting process for the citizens of Bryant? |

Educational material was created to help in the efforts.



Posterboards (featured right and below) and pamphlets (next page) were displayed and given out to the community during FallFest.

Character 1: Your city budget is not just an accounting document. It is a management and planning tool for your community.

Character 2: Because the City is limited by the amount of resources available, the Budget helps your city staff and officials in determining what projects or objectives have the HIGHEST priority and will produce the greatest positive impact on our city.

Character 3: City budgets are generally composed of an operating budget, showing expenditures, and a capital budget, which shows the financial plans for long-term capital improvements, facilities, and equipment.

In the City of Bryant, there are 3 Major Funds that are highlighted during the budget process.

General Fund which is supported by local sales tax and revenues generated by city processes. This fund is responsible for many of the items Bryant residents consider a quality of life benefit.

Street Fund: This fund is set by Arkansas state law to account for money to be spent on roads. This money can NOT be used for any projects not pertaining to Streets.

Water/Wastewater: This fund is made up of several different revenue streams and is used to account for items related to Wastewater (sewer) activities for the residents of Bryant. These revenues are created by your utility bill charges and must pay not only for the daily upkeep of our water and wastewater system but also in the upgrades and repairs needed for aging infrastructure and needs placed on it by the rapid growth the city of Bryant.

3 Major Funds/Distinctions to start:

The most important first step to understanding the budget is understanding that most of the revenue streams can only be spent on certain items. At the city of Bryant the main revenue streams can be divided into three main areas shown below.

Water / Wastewater (Utility Bills)
Several funds (500 through 606) are used to account for the items related to the Water and Sewer activities for the Citizens of Bryant.

Planned Capital for 2021
• \$1,371K for the Wastewater Consent Action Order, or CAO
• \$340K Mueller, Indian Springs and Encore Hospital
• \$60K in trailers and a compressor

Street (Sales Tax and Other)
The Street Fund is set by Arkansas state law to account money to be spent on roads.

Street Fund Capital Projects budgeted in 2021:
• \$845K in 50% Stormwater Projects
• \$345K more in Stormwater Projects from Rolled Over Purchase Orders
• \$780K Hilltop/Hilldale - Partially refunded from the state
• \$70K Engineering Design
• \$200K Grapple Truck
• \$20K Trailers and Mowers
• Totalling \$2,300 Million from Street Savings with another \$600K for Paving and Overlays

The Biggest Prior Commitment for Budgeting is Payroll and its related components like:

- Health Insurance
- Pensions - City Employees are members of the Arkansas Public Employees Retirement System (APERS) and Local Fire and Police Retirement State System (LOPFI)
- The Federal Insurance Contributions Act, or FICA and Medicare withholdings

Next comes Essential Services / Prior Obligations
Each year we start the budget process by inputting all the items already agreed upon, like:

- Utility charges for Water, Electricity, Gas, Phones, Internet, etc.
- Bond payments and interest
- Central Arkansas Water Payments
- Contracts with the Boys and Girls Club, Senior Center and Historical Society, just to name a few...



General (Sales Tax and Misc.)

The General Fund is used to account for items not otherwise accounted for in another fund such as:

	Revenues budgeted in 2021	Expenses budgeted in 2021
Finance, HR, Engineering, Animal control	5,925,004	795,019
	554,004	552,845
Courts	743,420	508,236
Parks	2,209,495	2,631,470
Fire	3,243,454	4,475,767
Police	1,914,984	5,478,426
Planning/Development and Code	539,870	694,640
Totals Budgeted for 2021	15,130,231	15,136,403



The Gap...

After putting in the expected or estimated revenues for each fund, and the expected or estimated contracts and other obligated money or spending for each of these major funds, then we are usually short in the General Fund. By state law, the General Fund must have a balanced budget each year. Meaning that revenues anticipated to come in that year need to cover anticipated expenses for that year, unless those expenses are capital. Capital expenses create benefits for years to come.

Items are reviewed and refined until we can balance the General Fund.

Then...

We decide which special projects can be accomplished each year using savings if necessary.

During 2021 the following were selected and started for the General Fund Departments;

- General Fund Projects in 2021:**
- \$170,000- Ashley Park Playground and Restrooms
 - \$12,000- Two new Parks Landscape trailers
 - \$7,500- Five New Power Pedistals at Bishop Park Pavilion
 - \$7,500- A Portable Building for storing Animal Control Supplies
 - \$3,000- Engineering of Alcoa Park Restrooms and Pavilion
 - Totalling approximately \$200,000 to be taken out of the General Fund saving.

WHAT WOULD YOU PRIORITIZE FOR SPECIAL PROJECTS 2022?

All meetings will be in the Courtroom

- Monday, October 4th at 6:00 PM -- Parks
- Tuesday, October 19th at 6:00 PM -- Public Safety (Police, Fire, Animal, and Courts)
- Tuesday, October 26th at 5:30 PM -- Admin(Finance, Mayor, City Clerk, HR), Planning/Code (before council meeting).
- Tuesday, November 2nd at 6:00 PM -- Public Works (Street, Stormwater, Water, Waste Water) and Engineering.



WWW.CITYOFBRYANT.COM



City of Bryant, AR 2022 Budget Book

The next step in making the budget process more transparent was to reach out to the citizens of Bryant. First, information about the budget and the budget process was placed in the monthly newsletter that is mailed with the water bills, over 8000. Next, The Finance Department provided information by attending the annual Fallfest on September 25, 2021. The weather was great and attendance was high at the event. During this event, staff from Finance and the Mayor's office provided Bryant citizens with pamphlets about the budget process and informed them that their input helps set the priorities of the community.



In 2022, the Finance department plans to continue transparency efforts with surveys of committee members and outreach during multiple events in addition to Fallfest.

City of Bryant, AR 2022 Budget Book

Budget and Process Timeline

The City of Bryant typically begins constructing the budget for the following year in August/September of the previous year. The Finance Director and Mayor meet with the Department Heads and make a listing of any anticipated notable large changes from one year to the next. The Finance Director opens up a draft in the city software and asks Department Heads to go in and input their budgets. Then the Finance Director pulls all of that detail out and puts it into a draft booklet for the Mayor and Department Heads to review. The Mayor and Department Heads make any adjustments and a draft is then presented to Council for adoption, typically at the last Council meeting of the year.

While the audited financial Statements of the City are prepared using an accrual method the budget is prepared using the cash method. The main difference between these two methods for the city of Bryant is the depiction of fixed assets and debt. Debt includes both principal and interest payments. For budgetary purposes fixed assets are shown as expenses that are approved by Council. These are shown as the 58XX series of accounts. However, in the audited financial Statements these, including debt principal and interest payments, are converted via adjustments to the balance sheet.

Prior to the 2018 Adopted Budget, the budget was adopted by line item which was very cumbersome. In 2018 Council adopted the budget by expense category in the major funds, keeping the limited number of Revenue lines still by line item. This year for 2022 we are also adopting the revenue lines by category. This was much easier and efficient to administer the work of the City. With this in mind this 2022 budget will be prepared and presented to Council for approval in that same fashion. This means that the budget can be amended along the same categories/lines that it was adopted for expenses/revenues. Between categories or between depts or funds requires bringing the adjustment back to be approved by City Council. Within the category with in the same department small adjustments can be made with the approval of the Finance Director and the Department Head.

With all the talk of transparency in recent years the Finance Department decided to give out a one page survey to the city committee members to find out how much of the budget process they were understanding and enjoying as citizens. The Finance Department was surprised to discover that many committee members that had served more than one year did not feel like they understood or felt involved in the budgetary process. For this reason we decided to hold more Focus Area Budgetary Meetings open to the public but also held on the normal committee meeting nights/times to encourage their understanding and involvement. The Finance Department also attended Fall Fest where they discussed the budget with citizens.

Budget Timeline

Sent out Surveys to all Committees for feedback on budget Process			June 7, 9, and 14th
Budget started in Springbrook (General Ledger Software) by Dept Heads, Revision I			Weeks 8/23/21-9/3/21
Dept Head meetings to discuss 2021 Budget			Tuesday 9/14/2021
Attended Fallfest with Budget Pamphlets and Materials for Citizen input and Education			Saturday 9/25/2021
Budget Workshop with Council and Committees	Parks	6pm	Monday 10/4/2021
	Public Safety	6pm	Tuesday 10/19/2021
	Admin	5:30pm	Tuesday 10/26/2021
	Public Works	6pm	Tuesday 11/2/2021
Fulfilling 14-58-201 Mayor to give Budget to Council by Dec 1st			Tuesday 11/16/2021
Budget Adopted by Resolution at Council Meeting			Tuesday 12/14/2021

City of Bryant, AR 2022 Budget Book

Budget/City Strategic Focus Areas

Since 2014 the Four Areas shown below have been the identified and pursued Strategic Focus Areas of the City of Bryant. In this document we have tried to align the Letter of Transmittal along these focus areas as well as all departmental goals, accomplishments and performance measures. Certain departments meet more than one of these goals and are listed as such. This format provides a clear framework around which Department Heads and Departments as a whole can organize their time and resources.

	Governmental	Enterprise W/WW	Gov Debt	W/WW Debt	Totals
Public Safety Fire, PD, Animal, Court	\$12,278,007	\$12,560,636	\$ 375,000	\$719,206	\$25,932,848
Health and Quality of Life for the Citizens and Visitors to Bryant Parks	\$2,820,934	\$12,560,636	\$ 375,000	\$719,206	\$16,475,775
Connectivity Street, MS4 (Stormwater)	\$5,583,919	\$684,000	\$ 3,014,502		\$9,282,421
Smart Growth Planning, Admin, IT, Engineering Community Development	\$1,944,094				\$1,944,094
Totals	\$22,626,954	\$25,805,271	\$ 3,764,502	\$1,438,411	\$53,635,138

	General Fund	Street Fund	Water/WW Fund	Non Major Funds	Total Budgeted Funds
Revenues	17,171,705	4,332,276	18,609,235	21,839,130	61,952,346
Expenditures	17,043,036	5,583,919	25,121,271	22,197,753	69,945,979
Budgeted Change in Fund Balance	128,669	(1,251,643)	(6,512,036)	(358,623)	(7,993,633)

Capital Minus 2021 Encumbrances

	Fund 001 Only	Fund 080 Only	Funds 500/510 Only	002-068, 110-187, and 515-700	Totals
Cash Balance at 12/31/21	6,128,945	3,047,418	959,571	24,972,857	35,108,791
Change Proposed	128,669	(1,251,643)	(6,512,036)	(358,623)	(7,993,633)
Cash Balance at 12/31/22	6,257,614	1,795,775	(5,552,465)	24,614,234	27,115,158

* Not All projects are planned to complete in 2022. See page 76

City of Bryant, AR 2022 Budget Book

RESOLUTION NO. 2021 -32

A RESOLUTION PROVIDING FOR THE ADOPTION OF A BUDGET FOR THE CITY OF BRYANT, ARKANSAS FOR THE TWELVE MONTH PERIOD BEGINNING JANUARY 1, 2022 AND ENDING DECEMBER 31, 2022

WHEREAS, the City Council has reviewed the proposed budget submitted by the Mayor and;

WHEREAS, it is the finding and conclusion of the City Council that the schedules and exhibits of anticipated revenues and expenditures for the calendar year appear appropriate for budgetary purposes.

NOW, THEREFORE, BE IT RESOLVED BY THE CITY COUNCIL OF BRYANT, ARKANSAS THAT:

Section 1. This resolution shall be known as the budget resolution for the City of Bryant, Arkansas, for the twelve (12) month period beginning January 1, 2022 and ending December 31, 2022. The attached budget, incorporated herein, reflects estimated revenues and expenditures as set forth on the

Section 2. The respective funds for each item of expenditure proposed in the budget for 2022 are hereby approved and adopted for the operation of the City of Bryant, Arkansas, by the City Council on this date and constitute an appropriation of funds which are lawfully applicable to the items contained with the budget.


Section 3. The Mayor or her duly authorized representative may approve for payment, out of funds appropriated by this budget or otherwise approved by the City Council for that purpose or may disapprove any bills, debts, or liabilities asserted as claims against the City up to a maximum amount allowed by Arkansas law and the payment or disapproval of any bills, debts, or liabilities exceeding that amount shall require the confirmation of this governing body.

PASSED AND APPROVED this 14 day of December, 2021.

APPROVED:


Allen E. Scott, Mayor

ATTEST:


Sue Ashcraft, City Clerk



GOVERNMENT FINANCE OFFICERS ASSOCIATION

*Distinguished
Budget Presentation
Award*

PRESENTED TO

**City of Bryant
Arkansas**

For the Fiscal Year Beginning

January 01, 2021

Christopher P. Morrill

Executive Director

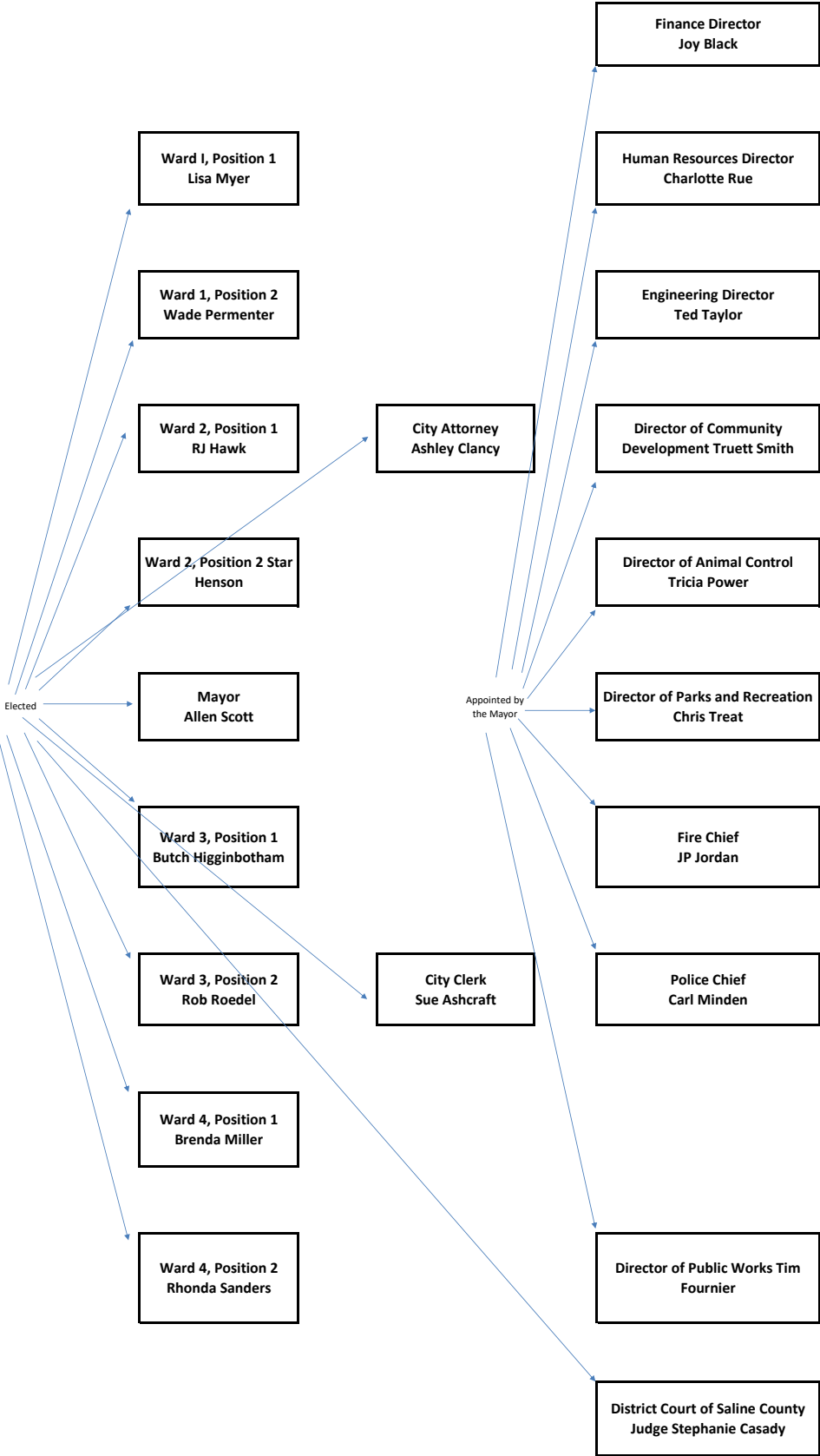
Government Finance Officers Association of the United States and Canada (GFOA) presented a Distinguished Budget Presentation Award to the City of Bryant, Arkansas, for its Annual Budget for the fiscal year beginning January 1, 2021. In order to receive this award, a governmental unit must publish a budget document that meets program criteria as a policy document, as a financial plan, as an operations guide, and as a communicative device. This award is valid for a period of one year only. We believe our current budget continues to conform to program requirements, and we are submitting it to GFOA to determine its eligibility for another award.

City of Bryant, AR 2022 Budget Book

C
I
T
I
Z
E
N
S

O
F

B
R
Y
A
N
T



City of Bryant, AR 2022 Budget Book

The City of Bryant have put in place several policies to promote compliance and integrity in accordance to Arkansas Code annotated.

As a municipality, the City of Bryant has an established system of internal control that provides reasonable assurance that objectives have been achieved in 1) the effectiveness and efficiency of operations, 2) the reliability of financial reporting and 3) compliance with applicable laws and regulations. The City of Bryant also has established an effective anti-fraud program that: 1) creates a culture of honesty, 2) evaluates the risks of fraud and implements the processes, procedures and controls needed to mitigate those risks and 3) develops an appropriate oversight process. It is the policy of the City of Bryant, to the extent that is reasonable, to conduct its contracting affairs in an open, competitive manner.

ACCOUNTING, AUDITING AND FINANCIAL REPORTING CITY POLICIES

The City's accounting and financial reporting systems will be maintained in conformance with Generally Accepted Accounting Principles (GAAP) and the standards set by the Governmental Accounting Standards Board (GASB) and the Government Finance Officers Association (GFOA).

An independent public accounting firm will perform an annual audit. The auditor's opinion will be included with the City's published Annual Financial Reports.

The City's Budget should satisfy criteria as a financial and programmatic policy document, as a comprehensive financial plan, as an operations guide for all organizational units and as a communications device for all significant budgetary issues, trends and resources.

Monthly Reports shall be prepared and presented to the Bryant City Council on a timely basis.

Balancing the budget - the state of Arkansas requires that a balanced budget be presented to Council by December 1st before the year of the budget proposed in State Statute 14-58-201.

Ordinance 2007-35 , ACA 14-58-303 and ACA 14-58-306, outlines that the Mayor may sell city assets not exceeding \$6000 in fair market value without competitive bidding. The sale of city assets over \$6000 in fair market value must be brought to council for disposal approval and recommendations.

Ordinance 2014-01 ACA 14-43-501 provides for organization of the City Council meetings and approval of the financial report from the previous month as a new business item at each monthly council meeting.

City of Bryant, AR 2022 Budget Book

DEBT MANAGEMENT CITY POLICIES

The City will seek to maintain and, if possible, improve its current bond rating in order to minimize borrowing costs and preserve access to credit. The City will encourage and maintain good relations with financial bond rating agencies and will follow a policy of full and open disclosure.

Every future bond issue proposal will be accompanied by an analysis showing how the new issue combined with current debt impacts the City's debt capacity and conformance with City debt policies.

Financing shall not exceed the useful life of the asset being acquired.

The City will not use long-term debt to finance current operations.

The general policy of the City is to fund capital projects (infrastructure) with new, dedicated streams of revenue or voter approved debt. Nonvoter approved debt may be utilized when a dedicated revenue source other than general revenue can be identified to pay debt service expenses.

Interest earnings on bond proceeds will be limited to: 1) funding the improvements specified in the authorizing bond ordinance; or 2) payment of debt service on the bonds.

Utility rates will be set to ensure debt service coverage exceeds the bond indenture requirement of 110%.

The City shall comply with the Internal Revenue Code Section 148 - Arbitrage Regulation for all tax-exempt debt issued.

Proceeds from debt will be used in accordance with the purpose of the debt issue. Funds remaining after the project is completed will be used in accordance with the provisions stated in the bond ordinance that authorized the issuance of the debt.

CAPITAL MANAGEMENT CITY POLICIES

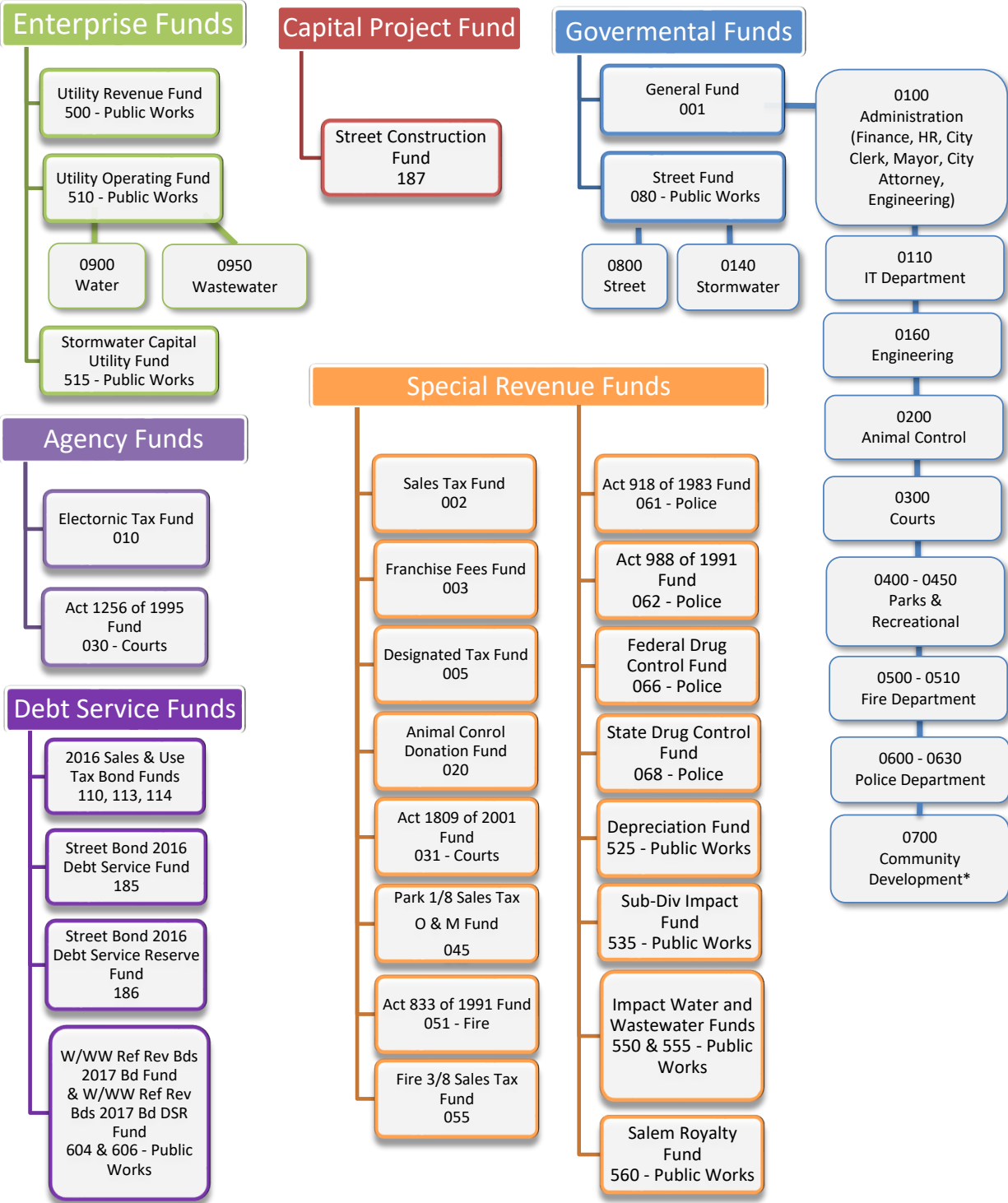
A Capital Improvement Plan will be updated annually, including anticipated funding sources. Capital improvement projects are defined as infrastructure or equipment purchases or construction that results in a capitalized asset costing more than \$5,000 and having a useful life (depreciable life) of two (2) years or more, per Resolution 2021-03.

Proposed capital projects will be reviewed by a cross-departmental team for accurate costing (design, capital, and operating), congruence with City objectives and prioritized by a set of deterministic criteria. Financing sources will be sought for the highest-ranking projects.

Capital improvement operating budget impacts will be coordinated with the development of the annual operating budget. Future operating, maintenance, and replacements costs will be considered.

City of Bryant, AR 2022 Budget Book

FUND STRUCTURE ORGANIZATION CHART



*Community Development was created after Planning and Code were combined in 2022

Governmental Funds

General Fund (001) is the city's primary operating fund. It accounts for all financial resources of the general government except those required to be accounted for in another fund.

Street Fund (080) is a special revenue fund to account for all activities associated with maintaining and constructing streets. Arkansas statutes that provide funding for street and drainage projects require that these activities be accounted for separately. The Street fund is financed by state turnback funds, and a portion of a state-wide 1/2 cent sales tax approved by the voters in July 2013.

Capital Project Fund

Street Construction Fund (187) were designated to be spent within three years of the 2016 Sales & Use Bond for park and street capital projects. Bond funds remaining in 2020 are encumbered for work in progress.

Enterprise Funds

Utility Revenue Fund (500) is used to account for activities associated with collecting the revenues of water, wastewater, and stormwater via the monthly bill collections.

Utility Operating Fund (510) is used to account for activities associated with collecting, treating, and disposing sewage from customers in one department 0950 and the treatment and distribution of drinkable water to customers in another department 0900.

Stormwater Utility Fund (515) is used to account for activities associated with completing major capital stormwater projects.

Agency Funds

Electronic Tax Fund (010) is used to house payroll associated liabilities and sales taxes as they come in from the state. Any funds left in this fund over a period belong to another entities such as the state or county or to employees, etc. This fund merely serves as a clearing fund.

Act 1256 of 1995 (030) Administration of Justice Fund - ACA 16-10-308 established that cities would receive a share of the uniform court costs and filing fees levied by the state law. These may be used to defray a part of the expenses of the administration of justice in the City. These funds are kept and spent from this fund.

City of Bryant, AR 2022 Budget Book

Special Revenue Funds

Sales Tax Fund (002) is where the initial deposits of sales tax collections from the state before being distributed to other funds. For audit purposes it is shown with the General Fund (001).

Franchise Fees (003) is where the initial deposit of franchise fees collected from utility companies before being distributed to other funds. For audit purposes, it is shown with the General Fund (001).

Designated Tax Fund (005) Bryant Ordinance no. 1996-08 (March 25, 1996) provided for the levy of a one cent sales and use tax for the purpose of street improvements (30%), fire department (25%), police department (25%), city parks (10%), and animal control (10%).

Act 1809 of 2001 (031) District Court Automation Fund ACA 16-13-704 established that 1/2 of \$5 per month on each person in the court could only be used for court-related technology. These funds are kept and spent from this fund

Park 1/8 Sales Tax O & M (045) Bryant City Code 12.32.01 (2013) levied a .125% sales and use tax to be used to acquire, construct, improve, expand, equip, furnish, operate and maintain new or existing park and recreational facilities, including parking, landscaping, signage, lighting, concession, road and utility improvements, and to pay and secure the repayment of park and recreational bonds.

Animal Control Donation (020) Bryant City Code 6.12.01 (2013) via Ordinance 2011-24 established fund to receive donations for the animal control department to be used for any purpose reasonably related to the care, custody, and control of animals secured by the department including training, education, and assistance.

Act 833 of 1991 (051) Fire Equipment and Training fund is used to account for specific revenues per ACA 14-284-403, 404 which requires insurance premium tax funds to be distributed by the County to municipal fire departments for training, purchase and improvement of fire fighting equipment, initial capital construction or improvements of fire departments, insurance for buildings and utilities costs.

Fire 3/8 Sales Tax (055) Bryant City Code 2.36.07 (2013) levied a .375% sales and use tax to be used to operate and maintain; acquire apparatus and equipment, acquire, construct, improve, and expand facilities; to pay and secure repayment of fire department bonds

Act 918 of 1983 (061) ACA 12-41-701 established the ability of cities to receive a portion of fines and penalties from the Courts to be used for law enforcement purposes. These funds are kept and spent from this fund.

Act 988 of 1991 (062) ACA 27-22-103 established the ability of cities to receive the fine for citizens who fail to insure their motor vehicles and use those fines for the purchase and maintenance of rescue, emergency medical, and law enforcement vehicles, communication equipment, animals owned or used by law enforcement agencies, life saving medical apparatus, and law enforcement apparatus. These funds are kept and spent from this fund.

Federal Drug Control (066) and State Drug Control (068) established that asset forfeitures resulting from drug offense cases should go to the arresting agency. These revenues shall only be used for law enforcement purposes.

Depreciation WW (525) holds money set aside each month by the Customer Service Management Group per the Bond Debt Covenants.

Sub-Div Impact Fund (535) collected by Code Enforcement for Water and Wastewater.

Impact Water and Wastewater Funds (550 & 555) holds money collected by Code Enforcement as well approximately \$600 collected for Water and \$500 for Wastewater.

Salem Royalty Fund (560) holds charges on the Water and Wastewater bills then predetermined amounts based on zip codes are sent back to the Salem Water Group.

City of Bryant, AR 2022 Budget Book

Debt Service Funds

2016 Sales & Use Tax Bond Funds (110, 113, 114) These bonds were obtained to fund two Fire Stations, several Parks Projects and the Street connection from I30 to the Airport.

Street Bond 2016 Debt Service Fund (185) These bond funds were refunded in 2016 and the proceeds used to fund the on off ramp connecting I30 to the Street discussed above connecting I30 to the Airport and providing traffic relief along Reynolds Road.

Street Bond 2016 Debt Service Reserve Fund (186) is the Debt Bond Requirement for the 2016 Franchise Fee Funded Bonds.

W/WW Ref Rev Bds 2017 Bond Fund and W/WW Ref Rev Bond Debt Service Revenue Fund (604 & 606) hold money associated with the 2017 Water/Wastewater Revenue Bonds - These bonds have been refunded and used several times to fund various Water and Wastewater infrastructure needs.

City of Bryant, AR 2022 Budget Book

Summary of 2019 -2021 and Category Totals for Major Funds

	Admin	Planning	Animal Control	Court	Park	Fire	Police	Code	General TOTAL	Street	Water/WW	
Adopted 2019 Revenues	5,452,200	7,000	484,500	743,420	2,061,495	2,880,450	1,614,980	409,045	13,653,090	3,031,568	8,386,653	
Adopted 2019 Expenses	934,405	321,732	448,711	460,748	2,510,195	4,004,408	4,587,375	383,943	13,651,517	3,302,697	12,285,972	
Adopted 2019 Net	4,517,795	(314,732)	35,789	282,672	(448,700)	(1,123,958)	(2,972,395)	25,102	1,573	(271,129)	(3,899,319)	
Adopted 2020 Revenues	5,749,000	7,000	511,500	743,420	2,165,495	3,060,950	1,585,480	550,755	14,373,600	3,132,833	8,067,892	
Adopted 2020 Expenses	1,089,839	265,467	525,860	485,408	2,573,923	4,167,010	4,879,244	386,849	14,373,600	3,822,657	12,961,816	
Proposed 2020 Net	4,659,161	(258,467)	(14,360)	258,012	(408,428)	(1,106,060)	(3,293,764)	163,906	(0)	(689,824)	(4,893,925)	
Requested Revision I	Engineering	Admin	Planning	Animal Control	Court	Park	Fire	Police	Code	General TOTAL	Street	Water/WW
Proposed 2021 Revenues	0	5,925,004	7,000	554,004	743,420	2,209,495	3,243,454	1,914,984	532,870	15,130,231	3,862,833	17,992,735
Proposed 2021 Expenses	37,360	757,659	260,618	552,845	508,236	2,631,470	4,475,767	5,478,426	434,022	15,136,403	5,579,040	21,118,920
Proposed 2021 Net	(37,360)	5,167,345	(253,618)	1,159	235,184	(421,975)	(1,232,313)	(3,563,442)	98,848	(6,172)	(1,716,207)	(3,126,185)
Requested Revision I	Engineering	Admin	Planning	Animal Control	Court	Park	Fire	Police	Code	General TOTAL	Street	Water/WW
Proposed 2022 Revenues	0	6,987,736	0	629,334	743,420	2,390,621	3,767,410	2,087,064	566,120	17,171,705	4,332,276	18,609,235
Proposed 2022 Expenses	47,910	1,143,474	0	791,845	509,826	2,820,934	4,772,165	6,267,374	752,709	17,106,238	5,583,919	25,121,271
Proposed 2022 Net	(47,910)	5,844,262	0	(162,511)	233,594	(430,313)	(1,004,755)	(4,180,310)	(186,589)	65,467	(1,251,643)	(6,512,036)

	Admin	Planning	Animal Control	Court	Park	Fire	Police	Code	General TOTAL	Street	Water/WW
Revenues											
Tax	6,985,736		593,834		1,336,126	3,767,160	1,484,584	38,000	14,205,440	3,605,501	
Other	2,000		35,500	743,420	1,054,495	250	602,480	528,120	2,966,265	726,775	18,609,235
Total	6,987,736	0	629,334	743,420	2,390,621	3,767,410	2,087,064	566,120	17,171,705	4,332,276	18,609,235
Expenses											
Personnel	10,600	705,444	635,848	462,240	1,604,940	4,106,248	4,712,278	562,924	12,800,522	1,404,151	2,941,380
Building&Grounds	1,800	47,446	64,696	23,646	702,514	174,784	126,714	8,310	1,149,910	107,729	761,009
Vehicle	19,860	4,000	14,406		65,000	123,200	250,250	24,250	500,966	259,700	286,158
Supply	5,000	9,500	21,950	11,000	98,100	165,940	61,600	4,000	377,090	412,492	2,582,989
Operations		79,900	15,945	3,000	33,523	1,000	7,500	37,500	178,368	522,812	816,916
Professional Services		52,190	35,000	5,500	231,720	15,100	21,550	62,700	423,760	431,750	197,906
Miscellaneous	10,650	154,995	4,000	4,440	18,105	13,525	155,465	53,025	414,205	22,285	120,490
Contract/Donations/Overlays		90,000						0	90,000		
Grant/Bonds/Transfers/Leases		0			67,032	172,368	932,016	0	1,171,416	1,823,000	8,697,473
Fixed Assets/Leases		0						0	0	600,000	8,749,950
Total	47,910	1,143,475	0	791,845	509,826	2,820,934	4,772,165	6,267,373	752,709	17,106,237	5,583,919

Each month the City receives 3% of sales tax back from the State of Arkansas. This 3% is mandated by the Citizens via vote to be spent on the following listed categories. You can see from the charts above and below what a large percentage Sales Taxes make up of the overall total Revenues for the General Fund.

The chart below shows how the 3% sales tax above is allocated and budgeted for 2022.

	Monthly	Annually
1% GF	494,861	5,938,336
1/8 Parks	61,858	742,292
3/8 Fire	185,573	2,226,876
4/8 Bond	247,431	2,969,168
Animal 10%	49,486	593,834
Parks 10%	49,486	593,834
Fire 25%	123,715	1,484,584
Police 25%	123,715	1,484,584
Street 30%	148,458	1,781,501
Total	1,484,584	17,815,008

Divided by 3

494,861	5,938,336
---------	-----------

Stormwater Related Cap in Street Fund also in 515 Fund

Street Cap	1,823,000
Total	2,507,000
Water Cap	2,160,000
WW Cap	5,472,950
Total W.WW	7,632,950

Plans for Fund Balances for the three major funds (General, Street, and Water/Wastewater) are shown above and on the Focus Area page 14. Street completed several projects in 2021. However, a few projects for both Street and Water/Wastewater were carried over via Purchase Order Encumbrances so separately adopted by Council and not in this budget. Any dipping into Fund Balances is the result of Capital Plans. Street adopted capital plans for \$1,823,000 (plus non cap overlays of \$600,000) in this budget and Water/Wastewater adopted plans for \$7,632,950 (plus \$1,000,000 of depreciation expense as well). While these plans were adopted in this budget in these amounts it is likely that they will be on going in part into 2023. These capital plans for Public Works (Street, Stormwater, and Water/Wastewater) will necessitate that the Finance Director and the Public Works Director work closely together to monitor and adjust as needed the cash flow plans. Note further that some one time capital projects were approved out of General Fund savings in January of 2022 after this initial budget was adopted. Council wisely waited to see how the year ended before approving these projects. Council and the Administration has followed this process for the past several years.

*Community Development was created after Planning and Code were combined in 2022

The City has been fortunate to have had at least a moderate increase in Sales Tax every year for the past decade. This is great but it has made it difficult for the Finance Department to convince Council and the citizens of the need to diversify our revenue streams. The nature of Sales tax is mercurial. Also cities in Arkansas are not given a great deal of minute detail on their Sales tax receipts from the State. With 2022 being an Election Year it will be difficult to push through any significant or controversial changes; however, starting again at the beginning of 2023 increased emphasis needs to be placed on increasing the city's millage rate, bringing back the A&P Tax and consideration of any needed Impact fees.

Sales Tax Decade Review and Summary

City Sales & Use Tax (Three Cent Sales Tax)

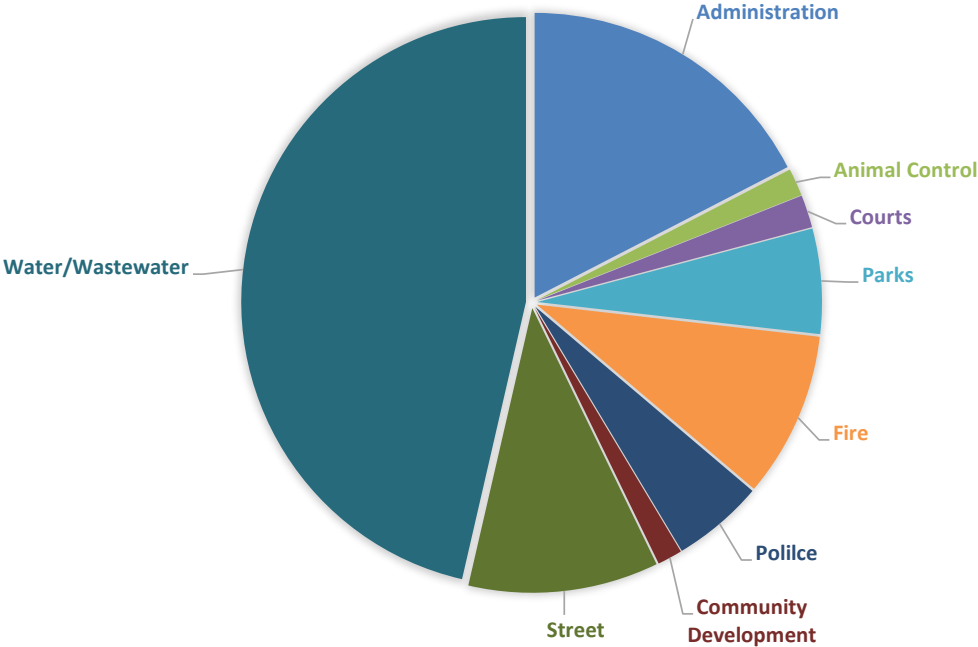
	January	February	March	April	May	June	July	August	September	October	November	December
2011	838,829	1,036,222	750,597	789,903	882,126	852,639	876,781	882,602	874,371	888,881	884,298	846,277
2012	861,185	1,067,401	805,450	893,549	1,029,730	927,500	967,355	970,081	881,285	943,937	927,061	884,848
2013	930,471	1,087,258	866,467	922,534	1,006,764	964,906	983,742	985,949	898,138	958,546	927,035	888,383
2014	963,538	1,021,873	808,370	903,239	1,033,766	894,179	1,006,970	963,548	950,648	971,548	976,553	954,234
2015	901,561	1,162,729	817,653	956,557	1,103,469	1,043,758	1,098,929	1,118,196	1,075,314	1,120,300	1,074,631	1,012,371
2016	1,002,072	1,202,594	885,470	976,896	1,135,189	920,742	1,072,236	1,068,443	1,097,107	1,084,466	1,089,853	1,035,963
2017	1,047,642	1,291,007	966,327	987,020	1,129,225	1,051,411	1,166,069	1,105,701	1,088,135	1,111,557	1,088,240	1,018,661
2018	1,063,307	1,295,841	969,264	939,761	1,245,252	1,093,015	1,195,341	1,240,049	1,179,113	1,056,462	1,099,036	1,093,013
2019	1,162,181	1,323,467	1,043,677	1,027,608	1,205,192	1,190,014	1,258,250	1,257,197	1,140,531	1,243,134	1,155,335	1,157,926
2020	1,183,215	1,157,716	1,085,494	1,086,993	1,259,760	1,254,769	1,356,933	1,434,834	1,373,873	1,330,458	1,460,079	1,387,558
2021	1,384,300	1,648,283	1,323,761	1,149,770	1,663,928	1,570,489	1,526,745	1,567,875	1,457,964	1,477,013	1,477,013	1,477,013

1,477,012.83 estimated last three months of the year

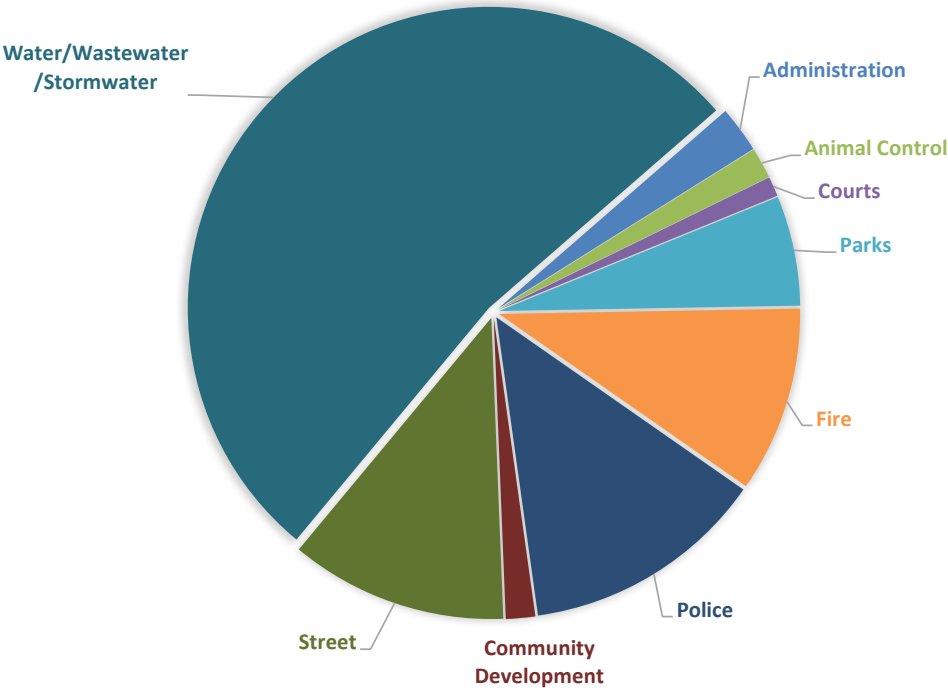
City of Bryant, AR 2022 Budget Book

Summary of 2019 -2021 and Category Totals for Major Funds

TOTAL REVENUE PER DEPARTMENT



TOTAL EXPENSES PER DEPARTMENT

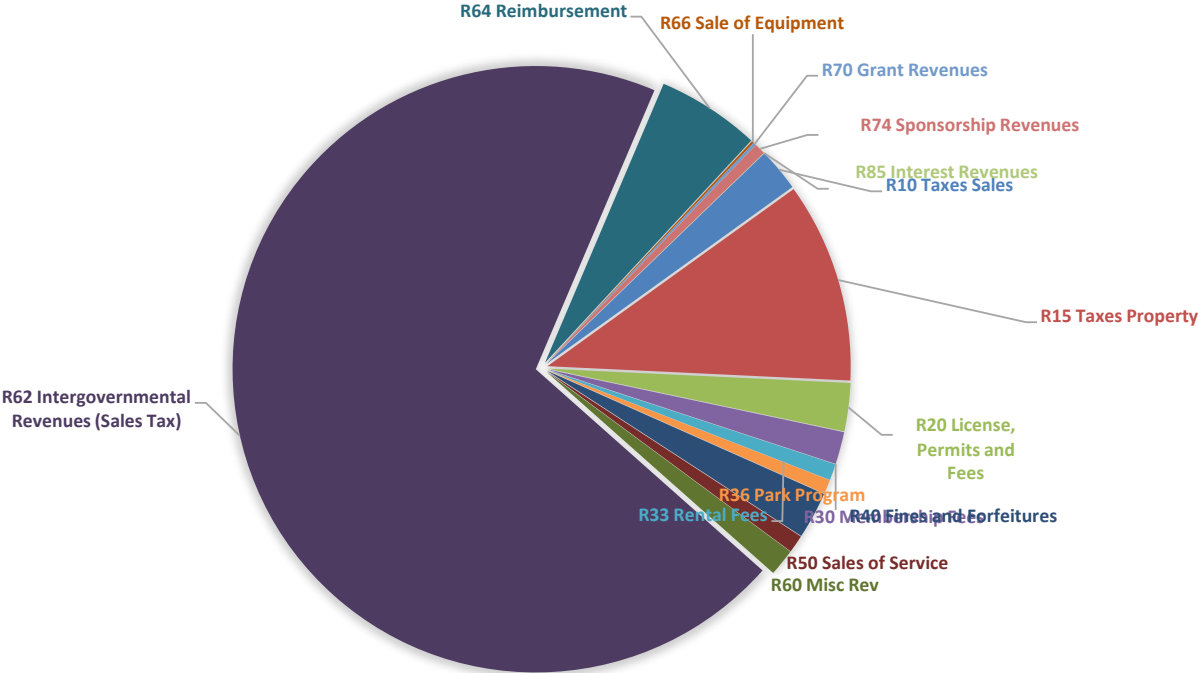


City of Bryant, AR 2022 Budget Book

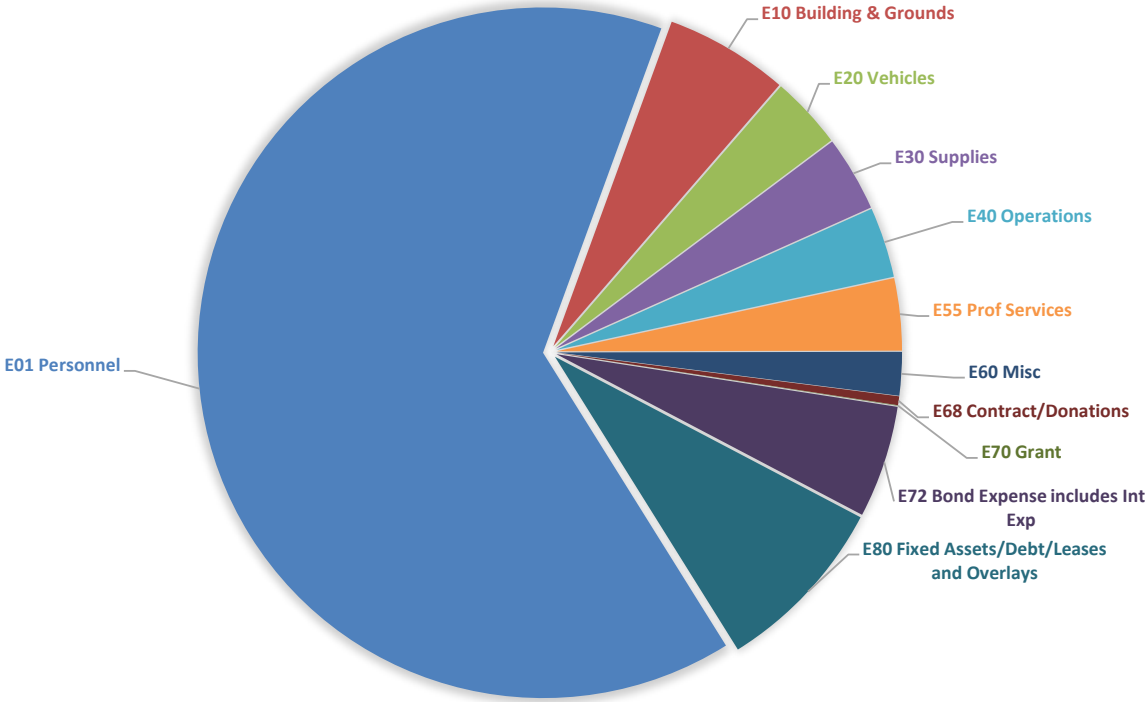
Category	Accounts	Budgeted Amounts	Enterprise/ Governmental
R50 Sales of Service	4504-4569	10,960,035.00	E
R60 Misc Rev	4600	85,200.00	E
R62 Intergovernmental Revenues	4625-4632	7,564,000.00	E
R64 Reimbursement	4640-4560	0.00	E
R66 Sale of Equipment	4900	0.00	E
R85 Interest Revenues	4850	0.00	E
E01 Personnel	5000-5070	3,201,747.05	E
E10 Building & Grounds	5102-5145	764,033.20	E
E20 Vehicles	5200-5225, 5240	307,357.96	E
E30 Supplies	5300-5380	2,606,528.92	E
E40 Operations	5405-5547	823,116.00	E
E55 Prof Services	5550-5593	299,156.08	E
E60 Misc	5600-5650	120,490.00	E
E62 Intergovernmental Transfers	5625-5642	8,174,000.00	E
E68 Contract/Donations	5680-5682	0.00	E
E70 Grant	5700-5705	0.00	E
E72 Bond Expense includes Int Exp	5722	523,472.92	E
E80 Fixed Assets/Debt/Leases and Overlays	5800-5910	8,749,950.00	E
R10 Taxes Sales	4656	494,000.00	G
R15 Taxes Property	4150-4152	2,296,100.00	G
R20 License, Permits and Fees	4200-4258	551,620.00	G
R30 Membership Fees	4300-4323	370,000.00	G
R33 Rental Fees	4332-4354	186,995.00	G
R36 Park Program	4259-4260, 4360, 4390	162,000.00	G
R40 Fines and Forfeitures	4400-4428	539,680.00	G
R50 Sales of Service	4500-4534	203,000.00	G
R60 Misc Rev	4600, 4602, 4394, 4650	308,770.00	G
R62 Intergovernmental Revenues (Sales Tax)	4626-4629	15,020,841.00	G
R64 Reimbursement	4640, 4560	1,183,000.00	G
R66 Sale of Equipment	4900	25,000.00	G
R70 Grant Revenues	4700-4705	33,700.00	G
R74 Sponsorship Revenues	4740-4742	127,500.00	G
R85 Interest Revenues	4850	1,775.00	G
E01 Personnel	5000-5070	13,971,006.29	G
E10 Building & Grounds	5102-5145	1,254,615.08	G
E20 Vehicles	5200-5225	739,465.90	G
E30 Supplies	5300-5380	766,042.16	G
E40 Operations	5405-5547	714,180.40	G
E55 Prof Services	5550-5593	731,160.04	G
E60 Misc	5600-5650	440,390.00	G
E62 Intergovernmental Transfers	5625-5642	0.00	G
E68 Contract/Donations	5680-5682	90,000.00	G
E70 Grant	5700-5705	4,500.00	G
E72 Bond Expense includes Int Exp	5722	1,140,216.72	G
E80 Fixed Assets/Debt/Leases and Overlays	5800-5910	1,823,000.00	G

City of Bryant, AR 2022 Budget Book

GOVERNMENTAL BUDGETED REVENUES

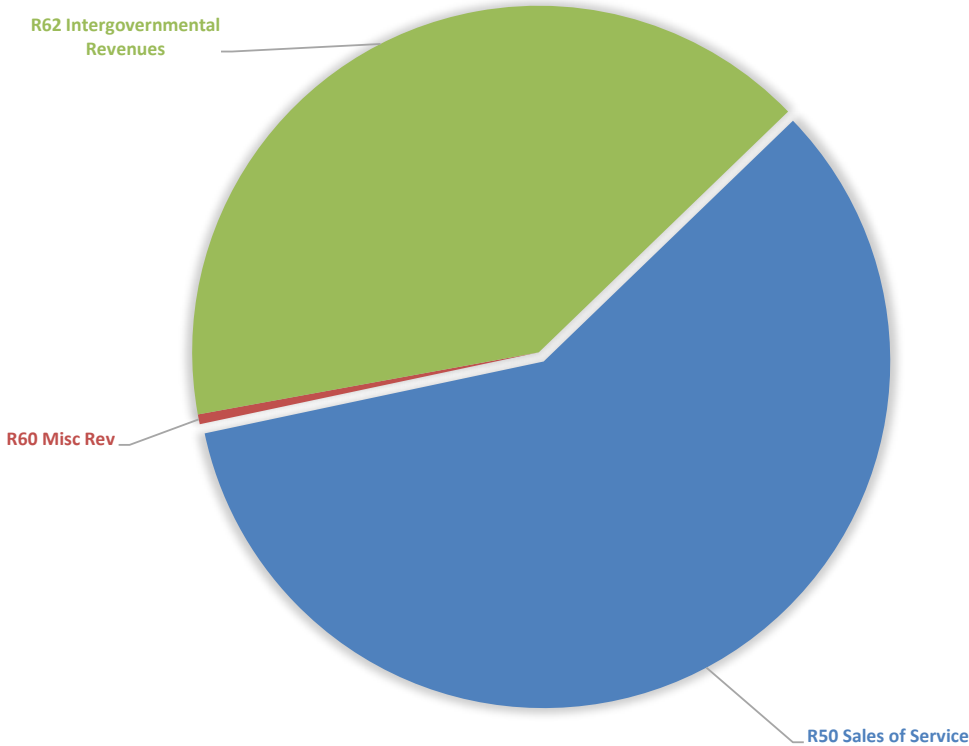


GOVERNMENTAL BUDGETED EXPENDITURES

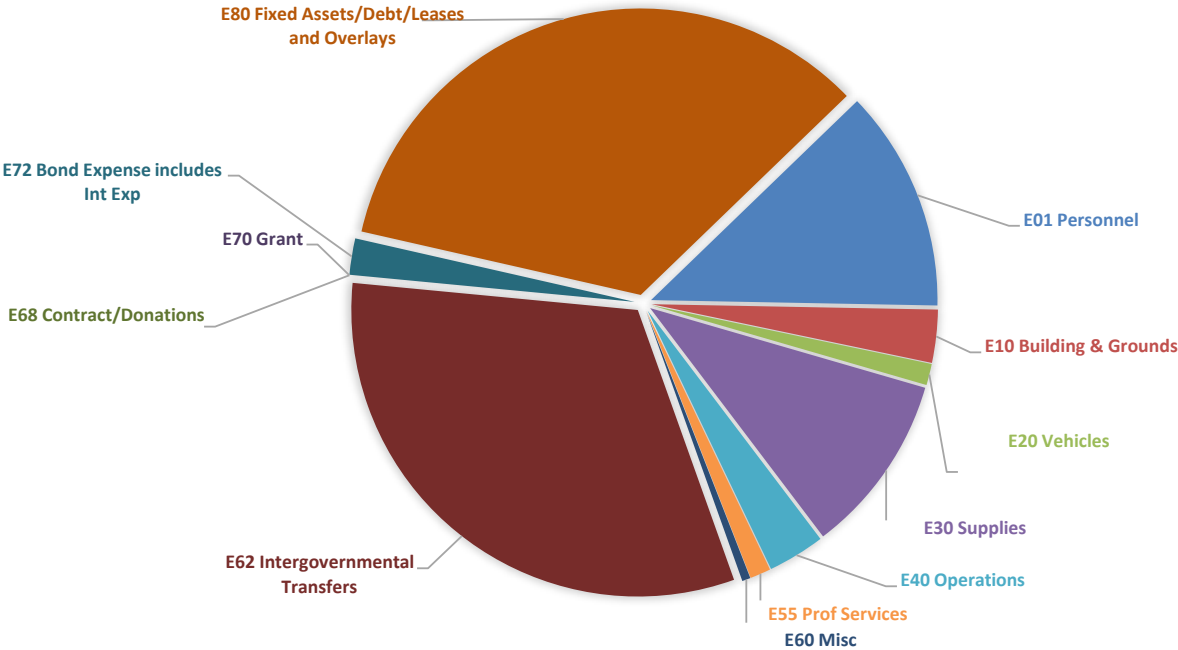


City of Bryant, AR 2022 Budget Book

ENTERPRISE BUDGETED REVENUES



ENTERPRISE BUDGETED EXPENDITURES



City of Bryant, AR 2022 Budget Book

The use of Long Term Debt or Bonds is an essential item to many municipalities to allow them to fund larger more costly projects. Similar to individual financing a car, bonding allows city's to spread the expense of an item over the life of the item. In many cases city's assets like roads and water plants have thirty plus year life spans.

TOTAL CITY DEBT PAYMENTS			
Year	Total Govt	Total Bus.	Total City
Original Par	39,380,000	20,245,000	59,625,000
2022	2,117,469	1,438,411	3,555,880
2023	2,123,044	1,065,073	3,188,117
2024	2,117,569	1,069,637	3,187,205
2025	2,115,588	1,083,754	3,199,341
2026	2,117,063	1,087,757	3,204,819
2027	2,116,613	1,096,511	3,213,123
2028	2,121,425	1,105,269	3,226,694
2029	2,115,675	1,113,619	3,229,294
2030	2,121,613	1,121,966	3,243,579
2031	2,120,788	1,125,093	3,245,880
2032	2,120,272	1,138,371	3,258,642
2033	2,121,988	1,146,258	3,268,246
2034	2,116,597	958,182	3,074,779
2035	2,117,966	235,919	2,353,884
2036	2,117,806	233,744	2,351,550
2037	2,120,263	236,131	2,356,394
2038	2,115,225	233,156	2,348,381
2039	2,118,434		2,118,434
2040	2,119,734		2,119,734
2041	1,480,750		1,480,750
2042	1,483,550		1,483,550
2043	1,480,150		1,480,150
2044	1,480,700		1,480,700
2045	1,480,050		1,480,050
2046	1,483,200		1,483,200
Total	49,143,528	15,488,850	64,632,378

Only the City's limited Amendment 78 Financing counts as General Obligation Debt limited by State Statute to 20% of the assessed value of the property located within the City.

The Enterprise Debt Issuances are Revenue Bond Debt. Prior to issuing enterprise fund bonds, an analysis of current revenues and expenses is conducted to determine the revenues required to support a bond issue.

The City's two Governmental Debt Issuances are Special Obligation Debt which is limited by the maximum amount of the special source (such as Sales tax or Franchise Fee) can generate within terms of bond covenants.

City of Bryant, AR 2022 Budget Book

Governmental Debt									
Series	2016					2016			Total Govt
Type	Sales and Use Tax Bonds					Franchise Fee Rev Impro			
	12/1/2016					3/31/2016			
Original Par	28,755,000					10,625,000			39,380,000
Year	Annual Prin (12/1) Tax-Exempt	Annual Prin (12/1) Taxable	Interest Rate	Interest Tax-Exempt	Interest Taxable	Annual Prin (2/1)	Interest Rate	Interest	
2022		700,000	2.25%	686,931	92,044	360,000.00	2.250%	278,493.76	2,117,469
2023		720,000	2.375%	686,931	76,294	370,000.00	2.500%	269,818.76	2,123,044
2024		735,000	2.375%	686,931	59,194	375,000.00	2.000%	261,443.76	2,117,569
2025		750,000	2.375%	686,931	41,738	385,000.00	3.000%	251,918.76	2,115,588
2026		770,000	1.875%	686,931	23,925	395,000.00	2.500%	241,206.26	2,117,063
2027	95,000	690,000	75%/3.5%	686,931	9,488	405,000.00	3.000%	230,193.76	2,116,613
2028	800,000		3.50%	683,606		420,000.00	3.000%	217,818.76	2,121,425
2029	825,000		3.75%	655,606		430,000.00	3.000%	205,068.76	2,115,675
2030	860,000		3.75%	624,669		445,000.00	3.000%	191,943.76	2,121,613
2031	890,000		4.00%	592,419		460,000.00	3.000%	178,368.76	2,120,788
2032	925,000		4.00%	556,819		475,000.00	3.375%	163,453.13	2,120,272
2033	965,000		4.00%	519,819		490,000.00	3.375%	147,168.75	2,121,988
2034	1,000,000		3.125%	481,219		505,000.00	3.375%	130,378.13	2,116,597
2035	1,030,000		3.125%	449,969		525,000.00	3.375%	112,996.88	2,117,966
2036	1,065,000		3.125%	417,781		540,000.00	3.375%	95,025.00	2,117,806
2037	1,100,000		3.125%	384,500		560,000.00	3.625%	75,762.50	2,120,263
2038	1,130,000		3.125%	350,125		580,000.00	3.625%	55,100.00	2,115,225
2039	1,165,000		3.125%	314,813		605,000.00	3.625%	33,621.88	2,118,434
2040	1,205,000		3.125%	278,406		625,000.00	3.625%	11,328.13	2,119,734
2041	1,240,000		3.00%	240,750					1,480,750
2042	1,280,000		3.00%	203,550					1,483,550
2043	1,315,000		3.00%	165,150					1,480,150
2044	1,355,000		3.00%	125,700					1,480,700
2045	1,395,000		3.00%	85,050					1,480,050
2046	1,440,000		3.00%	43,200					1,483,200
Total	21,080,000	4,365,000		11,294,736	302,683	8,950,000		3,151,110	49,143,528
Insurance	No					No			
Current Rating	A+					A			
Call Schedule	12/1/2026		Special Election 8/9/16			8/1/2021 @ 100			
Purpose	63		Amendment 62			Street Impr			
Security	64		Series A Taxable; Series B Tax-Exempt			Franchise Fees			
Refundable	Advance Refundable		\$24.5 mil in project funds; Restructured 2006;2007			Advance Refundable			
City Fund #	110-114, 147, 157, 187					185,186			
* Starting in 2021 Enterprise Rent Arrangements were made for the Police and other Department Fleets									
Multi Year or Amendment 78 Borrowing (Approx. total of both Principal and Interest)									
Year	2018	2019	2020	2021	2022	2023	2024	2025	
Police Fleet	342,000	342,000	356,000	*50,000	335,952	335,952	335,952	335,952	
Police Tower/Equipment			38,722	464,662	464,662	464,662	464,662	425,940	
Police 911 Equipment					100,203	100,203	100,203		
Fire Trucks	160,500	172,500	172,500	172,500	172,368	28,728			
Parks Equip	50,400	67,000	67,000	67,000	67,032	11,172			
Totals	552,900	581,500	634,222	704,162	1,140,217	940,717	900,817	761,892	
* Approximately, so low because started new lease with Enterprise and delays happened due to COVID.									

City of Bryant, AR 2022 Budget Book

Series	Business Type/Enterprise Debt									
Series	2017			2011			2012			Total Bus
Type	Water and Sewer Refunding			Water			Wastewater			
	11/30/2017			10/15/2014			4/15/2015			
Original Par	5,245,000			6,500,000			8,500,000			20,245,000
Year	Annual Prin (12/1)	Interest Rate	Interest	Semi Annual (4/15, 10/15)	Interest and 1% Service Fee	Interest	Semi Annual (4/15, 10/15)	Interest and 1% Service Fee	Interest	
2022	515,000	2.10%	101,116	324,673	0.75	33,106	419,766	0.75	44,751	1,438,411
2023	145,000	2.10%	90,301	330,379	0.75	30,660	427,144	0.75	41,589	1,065,073
2024	145,000	2.50%	87,256	336,186	0.75	28,171	434,652	0.75	38,371	1,069,637
2025	155,000	2.50%	83,631	342,095	0.75	25,639	442,292	0.75	35,097	1,083,754
2026	155,000	2.75%	79,756	348,108	0.75	23,062	450,066	0.75	31,765	1,087,757
2027	160,000	2.75%	75,494	354,226	0.75	20,440	457,976	0.75	28,375	1,096,511
2028	165,000	3.00%	71,094	360,453	0.75	17,771	466,026	0.75	24,925	1,105,269
2029	170,000	3.00%	66,144	366,788	0.75	15,056	474,217	0.75	21,414	1,113,619
2030	175,000	3.125%	61,044	373,235	0.75	12,293	482,552	0.75	17,842	1,121,966
2031	175,000	3.125%	55,575	379,795	0.75	9,482	491,034	0.75	14,207	1,125,093
2032	185,000	3.25%	50,106	386,471	0.75	6,621	499,665	0.75	10,508	1,138,371
2033	190,000	3.25%	44,094	393,263	0.75	3,709	508,447	0.75	6,745	1,146,258
2034	200,000	3.50%	37,919	199,216	0.75	747	517,385	0.75	2,915	958,182
2035	205,000	3.50%	30,919							235,919
2036	210,000	3.625%	23,744							233,744
2037	220,000	3.625%	16,131							236,131
2038	225,000	3.625%	8,156							233,156
2039										
2040										
2041										
2042										
2043										
2044										
2045										
2046										
Total	3,395,000		982,480	4,494,889		226,756	6,071,222		318,503	15,488,850
Insurance	No			No			No			
Current Rating	Not Rated			Not Rated			Not Rated		Interest	1,527,739
Call Schedule	12/1/2022			10/15/2020						
Purpose	Current Refund 2008A,B			Water			WW		Int % of Debt	0.10
Security	Water/WW			Water			WW			
Refundable	Not Advance Refundable			Advance Refundable						

City of Bryant, AR 2022 Budget Book

HR, Personnel and JESAP Overview

The city of Bryant uses the Job Evaluation and Salary Administration Program known as JESAP to evaluate its overall Personnel costs. This system is provided by an independent vendor named DB Squared. DB Squared also provides these services for several other city's within Arkansas and for the Arkansas Municipal League. The system compares the City of Bryant with 12 of these data sources. For the last five years with the budget process the most currently available JESAP study is reviewed and accepted by Council as well. This budget document is no different; acceptance of this Budget Book is also the acceptance of the current JESAP Report. During the last six years in every JESAP report the City of Bryant has been significantly below the market. The City used to request the JESAP study only every other year. In an attempt to help to mitigate personnel issues in a more timely manner the city now requests this review each year. See the most recent JESAP recommendations below:

In Exhibit 8 of the full JESAP Report received August of 2021, three recommendations were as follows:

1. Increase performing employees under minimum to at least minimum and/or above. Response: There were only three employees under minimum when the numbers were submitted in June for the Report. These have now in 2021 been brought to above the minimum.
2. Use the recommended salary budget funds (6.0%) to provide a market and merit adjustment based on employee performance and where each employee is within their salary range. Response: This Proposed 2022 Budget Book includes an across the board 4% employee raise as well as a Certification and Education Pay Programs. Administration is hoping this combination will total the 6% and bring us up to market.
3. JESAP recommends that the current salary ranges remain at the same level for 2022. There is still plenty of room for the employees to progress through their respective salary ranges. However, the City needs to move more employees to their respective market midpoints to avoid losing ground with the area municipalities and other employers. Response: Administration hopes the changes they have made in both the second half of 2021 and those proposed in this budget for 2022 will accomplish this recommendation.

Note further that in the JESAP report found the City has no employees in the 4th quartile or over max anymore. The last few years of changes have contracted our bell curve. The city had 27 employees in the 3rd quartile, 81 in the 2nd quartile, and 86 in the first quartile (with the three below min. discussed above) totaling 197 when the information was submitted for the report.

City of Bryant, AR 2022 Budget Book

Full Time Equivalent Budgeted Employees by Function/Program

Function/Program		2019	2020	2021	2022	New/ Prop osed/ Chan ge	Vacant or Frozen
General government	Staff attorney	1	0	0	0	0	
	Elected attorney	1	1	1	1	0	
	Mayor 's office	3	3	3	4	1	1
	Human resources	3	3	3	3	0	
	Finance	4	4	4	5	1	1
	City clerk	1	1	1	1	0	
	Office of Technology	1	2	2	2	0	
	Engineering	0	4	4	4	0	
Code	Combined into one Dept	2	2	2	7	5	1
Planning	Com. Dev in 2022	5.5	5	5	0	-5	
Animal Control		4	6	6	10	4	3
Court (includes the Judge who is paid by the County)		8	8	8	8	0	
Parks	Admin	4	3	2	2	0	
	Parks	14	13	17	16	-1	2
	Recreation/Part Time Starting in 2021	3	4	10	10	0	
Public Safety - Fire	Uniform	48	49	49	49	0	
	Clerical	1	1	1	1	0	
Public Safety - Police	0600 Uniform	37	39	39	43	4	4
	0620 Uniform (SRO)	8	8	8	8	0	
	0610 Communication (Dispatch)	10.5	10	10	12.5	2.5	2.5
	0600 Clerical	1.5	2	2	2	0	
Public works	Admin (includes Customer Service 3 and Pumps&Controls 4)	12	12	12	13	1	3.5
	Stormwater (MS4)	3	3	3	3.5	0.5	
	Street and drainage	14	13	13	13.5	0.5	3
Enterprise funds	Water	5	7	7	7	0	2
	Wastewater	19	14	14	21	7	8
Total		213	217	226	246.5	20.5	31
SOURCE: HR		(A)	(B)	(C.)	(D)	(D)	(D)

(A) For the 2019 Budget the temporary position in the Mayor's office was removed and a Part Time Code Enforcement Officer was proposed and a new SRO officer to be paid half from the school was added to PD.

(B)in 2020 the Staff Attorney position was combined with Elected City Attorney position. IT was hired in house with one staff. Engineering was moved out of Public Works to become its own four person department. Animal control added two new positions. Parks reduced its Admin by one position and moved one from Parks to Rec. The new Fire Marshal position was added in 2020. One SAT was added in PD along with a Public Information Officer and Administrative Assistant.

(C.) a more precise budgeting for Parks Part Time Position led to 10 being reflected here, see the Parks organization chart for further clarification. Police moved two SAT positions to K9.

(D) One position was added in the Mayor's office, a Facilities Manager. One position was added in the new Community Development dept, a Grants Manager and one position was added in Finance, a Purchasing Coordinator. 1 Proposed Animal Tech was added and two part time ones. 6.5 Positions were added to Police. A mistake was made last year and the Warrants officer was left off the org chart. A Parttime and two full time positions in Dispatch. Corporals were removed from the Organization Structure and 4 Uniform positions were added. 8.5 Positions were added across Public Works mostly in Wastewater.

City of Bryant, AR 2022 Budget Book

Education and Certification Pay Budgeted by Function/Program

Function/Program		Education	Certifications	Total
General government	Staff attorney	4,660	0	4,660
	Mayor 's office	4,200	1,500	5,700
	Human resources	3,000	0	3,000
	Finance	3,000	1,200	4,200
	City clerk	0	0	0
	Office of Technology	0	0	0
	Engineering	1,200	9,000	10,200
	Com. Dev started in 2022	3,800	9,000	12,800
Animal Control		600	3,600	4,200
Court (includes the Judge who is paid by the County)		0	2,160	2,160
Parks	400 Dept	3,900	5,000	8,900
	430 Dept	5,700	5,000	10,700
Public Safety - Fire		10,200	62,124	72,324
Public Safety - Police	600 Dept General	9,000	38,149	47,149
	610 Dept Dispatch	1,200	0	1,200
	620 Dept SRO	1,200	6,430	7,630
Public works				
	Stormwater (MS4)	2,250	8,400	10,650
	Street and drainage	450	15,540	15,990
Enterprise funds	Water	2,250	10,500	12,750
	Wastewater	1,650	33,060	34,710
Total		58,260	210,663	268,923

SOURCE: Input into Springbrook GL Software Extended Budgeting Module by the HR Department Head.

City of Bryant, AR 2022 Budget Book

Function/Program	Performance Measure	2019	2020	2021
Focus Area - Smart Growth				
City attorney	# of Contracts Reviewed	NA	(B)	20
	Verdicts Received/Cases Presided	NA	6740	6213
Mayor 's office	# of Meetings Presided over	24	17	24
Human resources	# of Intakes Processed	60	51	70
	# of Exits Processed	46	55	61
COVID increased need	WellnessFair/Clinics/On Boarding	1	1	9
	New Hire Orientations	55-60	45-50	60-65
	# of employees retained 5+ years	107	110	127
Finance	# of Purchase Orders Processed	9814	8937	9011
	Audit Submissions Timely	Yes	Yes	Yes
	Budget Book Award Received	Yes	Yes	Yes
City clerk	# of Resolutions Processed	61	29	38
	# of Ordinances Processed	32	27	33
Office of Technology	# of Computer Deployed	19	41	15
	# of Laptops Deployed	7	6	9
Engineering	# of Projects Reviewed	NA	22	22
	# of Prelim Plans/Plats Reviewed	NA	52	36
Community Development	# of Business Licenses Issued		906	879
	# of New residential Permits	130	115	128
	# of New commercial Permits	17	15	22
Focus Area - Public Safety				
Animal Control	# of Animal Impounds	931	910	934
	# of Animals Claimed	166	193	183
	# of Adoptions	409	363	281
	# of Pet Registrations	215	216	184
	# of Special Events Held/Attended	17	14	14
Courts	# of Cases Filed	10135	8150	9634
	# of Dismissals	501	277	434
	# of Guilty Pleas	4083	2326	1965
	# of Bond Forfeits	2038	1240	41
	# of Nol Prossed	1475	1661	1936
	# of Finding Entered	291	1059	1982
	# of Other	211	186	294
	# of Cases Closed	8599	6749	6652
Public Safety - Fire	ISO Rating of a Class I, Reviewed and awarded every four years last reviewed in 2021	Yes	Yes	Yes
	# of Community Outreach Programs - Fire Fest, Citizen Academy and School Outreach	3	3	3
*available by station	# of calls for Fire	126	99	107
*available by station	# of Calls for Medical	1774	1881	2207
*available by station	# of Calls for Other Items	1024	813	1024
Public Safety - Police	# of calls for service	22036	29773	24442
	Other Calls	17386	26417	11088
	Accident Calls	1434	1171	1171
	Business Alarms	912	677	983
	Residential Alarms	540	385	453
	Breaking and Entering	236	224	296

City of Bryant, AR 2022 Budget Book

	Shoplifting	311	304	570
	911 Hang Up Calls	1217	595	935
	Extra Patrols	10924	11406	8946
	# of Social Media Followers	(C.)	(C.)	28088
PW Customer Service and Pumps&Controls	# of Bills Processed			
		111294	113129	111164
(F)	# of Late Notices	20702	10034	16982
	# of new acts processed	2149	2123	1964
	# of Work Orders Completed	7612	6909	6781
PW Water	Unaccounted for Water Loss Avg	25%	38%	20%
PW Wastewater	Linear Feet of Pipe Bursting	900 ACT	2100 in house	3000 in house
	Linear Feet of Open cuts	450	0	1070
	# of Manhole rehabs/replacements	53	37	38
Focus Area - Connectivity				
PW Street and drainage	# of miles paved	(D)	(D)	6
	# of Sidewalk repairs (linear feet)	(D)	(D)	100
	Linear feet of culvert installs	(D)	(D)	525
	Linear feet of swale rehabs	(D)	(D)	350
PW Stormwater (MS4)	# of Outreach events	1	0	1
	# of flood mitigation events	0	0	0
Focus Area - Health and Quality of Life				
Parks	# of Youth Participants	3015	1819	3283
	# of Swim Lessons Provided	4158	1568	3450
	# of Youth Sports Tournaments	51	31	48

(A) Note that Water and Wastewater also play a large role in the Health and Quality of Life Focus Area.

(B) only from Oct, Nov, and Dec of 2020 when the City Attorney began employment.

(C.) Police was only able to obtain this metric for the current year but will start tracking it now going forward.

(D) In 2021 a new Director for PW was hired. Previous numbers are not available.

(E.) Fire differences are due to inspections were greatly reduced because of COVID mitigation.

(F) Note that Late Notices were suspended from April to Sept of 2020 due to COVID.

City of Bryant, AR 2022 Budget Book

Governmental Funds


The City has two major Governmental Funds - the General Fund and the Street Fund. The General Fund includes the Sales Tax Fund 002, and the Franchise Fee Tax Fund 003 when it is shown in the audited financial statements. However, so that the individual budgeted lines can be viewed by Council those funds are broken out in this budget book and shown under the Non Major Governmental Funds section. General Fund includes the following departments as well. Administration which includes the Mayor, City Clerk, Office of Technology, Human Resources, and Finance. 0100 is this department's code. IT has a code of 0110. The new Engineering Department has a code of 0160. Animal Control is department 0200. The Court system is shown in department 0300. However, note that the Judge is elected and half of the Courts costs are borne by the city and half by the county. Parks and Recreation is shown by park in the following departments 0400 for Parks General, 0410 for Mills Park, 0420 for Midland Park, 0430 for Bishop Park and Center, 0440 for Alcoa Park and 0450 for Ashley Park. The city has a few more small parks but the expenses associated with these are shown under Parks General 0400. The Fire Department is in the General fund under 0500 and the reciprocal agreement the City has with Springhill Fire District is shown under department 0510. The Police Department is shown under Departments 0600 for General Patrol and Administration of PD. 0610 is the department that shows the costs and revenues associated with Dispatch and 911 calls. The 0620 department shows the costs and revenues associated with the School Resource Officer Program. The City and the School District split these costs. The K9 unit costs are shown under department 0630. The New Community Development Department is shown under department 0700. The General Fund accounts for all the City's financial resources of the general government except those required to be accounted for in another fund.

The Street Fund is 080 and is a special revenue fund used to account for all activities associated with maintaining and constructing streets. Arkansas statutes that provide funding for street and drainage projects require that these activities be accounted for separately. The Street Fund is financed by state turnback funds and a portion of a state wide 1/2 cent sales tax and 30% of the 1% Designated Tax.

While Street is a Governmental Fund it is managed under the Public Works Director with all the Enterprise Funds.

Other Governmental Funds are shown together and listed in this document as Non Major. These Non Major Funds include some Agency, Debt and Construction Funds.

Elected Mayor (2019 -) at City Hall - 210 SW 3rd St.



Mayor Allen Scott

The Mayor's office is responsible for overseeing departments and executing policies, including:

- Assuring that all City services are delivered to the citizens of Bryant in an effective, efficient, and equitable manner and in compliance with City Council policy
- Overseeing long-range planning and improvement of departmental management and service delivery
- Serving as a catalyst for developing community-wide goals and mobilizing the resources to attain them
- Serving as the primary outreach arm of the City government to other cities the business community, and other government agencies.

- 2021 Accomplishments:**
1. Continued to monitor city spending during the pandemic to protect the financial security of the city.
 2. Continued live streaming council meetings and other public city meetings.
 3. Received \$300,000 in state aid grant to overlay approximately 4 miles of city streets.
 4. Received \$3,000,000 in grants from Metroplan for Bryant Parkway construction.
 5. Completed construction of bathrooms at Ashley Park.
 6. Completed construction of a roundabout at the intersection of Hilltop Road and Bryant Parkway.
 7. Completed construction of AWIN tower to improve radio coverage.
 8. Completed deployment of new radios for Police, Fire, and Animal Control.
 9. Continued improvements to stormwater infrastructure to help mitigate flooding.
 10. Continued improvements to water and wastewater infrastructure.
 11. Completed the replacement of the faulty nodes in the water meter system.
 12. Continued to meet with local officials in an effort to work better together.
 13. Continued to update city policies and procedures for more efficient operations.
 14. Implemented education pay and gained council approval for certification pay to be implemented in the 2022 budget.
 15. Formed the Community Engagement Committee to assist with improved communication between citizens and residents.
 16. Completed multiple improvements in the parks system
 - a. Lap and therapy pool resurfacing.
 - b. Repair pool roof panels and pool lights
 - c. Install poolpak dehumidifier.
 - d. New park signs at Alcoa 40, Mills, and Ashley Parks.
 - e. Complete refurbishment of Springhill Park.
- 2022 Goals:**
1. Continue to Strengthen communication between the city administration, council, and residents.
 2. Continue to collaborate with the Chamber of Commerce to attract new business and industry to Bryant.
 3. Continue to update and improve city policies and procedures to enhance the efficiency of city government.
 4. Continue with the construction of Bryant Parkway.
 5. Continue to improve the city water and wastewater infrastructure.
 6. Continue to improve connectivity to improve traffic flow through Bryant.
 7. Continue to ensure public safety through continuous improvements in the police and fire departments.
 8. Continue to improve the city stormwater system to mitigate flooding problems and improve property values.
 9. Continue the multi-year improvements to the city park system to increase livability in Bryant.
 10. Improve fiscal responsibility and community communication through the implementation of new software.
 11. Continue to work with City Council to ensure the smooth running of the city government.
 12. Work to increase bilingual access for our residents through the city website and interactions.

In addition to all the department heads reporting directly to the Mayor two other positions do as well, the Mayor's Assistant/Legal Assistant and Maintenance for City Hall.

Mayor's Secretary/Legal Assistant, Dana Poindexter

Maintenance, Jimmy Ashley

Proposed NEW OPEN Facilities Manager

Elected City Clerk at City Hall - 210 SW 3rd St.

Elected City Clerk, Sue Ashcraft



Between the adoption of the Budget Book on December 14th and the submission for grading on March 10th Sue Ashcraft, City Clerk passed away. Sue worked closely with Finance on many items and she will be missed by many. Mark Smith has been nominated to fill the position until the election in November of 2022.

The City Clerk is an elected official, who like the Mayor and Council, works for the citizens.

Mission Statement: To ensure the City's legislative processes are open and transparent by providing a bridge between citizens and government through the dissemination of information, and to ensure the preservation, access and integrity of records required to be stored for legal and business purposes.



The Clerk's office provides staff support for the City Council, and is responsible for the agenda process, gathering all corresponding paperwork and electronically sending it as a packet to the council. The City Clerk is responsible for recording and publicizing the proceedings of the meetings, preparing the council approved ordinances and resolutions which are numbered, signed by the mayor and attested by the clerk and sealed. The Clerk is the legal custodian of the

It is also the duty of the City Clerk to receive, file, and retain the Code of Ethics and Financial Disclosure Statements from appointed municipal commissioners and elected officials, including the mayor, aldermen, clerk, treasurer, city attorney, and municipal judge and to work in cooperation with the Saline County Election Commission to prepare for City Elections. The term of office for the City Clerk is four years.

Ashley Clancy

Elected City Attorney at City Hall - 210 SW 3rd St.

Mission Statement: It is the mission of the City Attorney's Office to provide sound legal advice to the Mayor, City Council, City Departments, Commissions and Committees. It is also our mission to initiate and defend legal actions on behalf of the City, which may include City employment and personnel matters, condemnations, property issues, zoning issues, contract and lease disputes, and other causes of action in both State and Federal Courts.

Goals

1. To promote integrity in all facets of work and professional conduct.
2. To serve our community with competent professional legal representation.
3. To treat all persons with a professional, respectful and compassionate manner.
4. To be accountable for ensuring the policies of the office and the needs of the community are served.
5. To be open and forthright in our communications with all parties involved in any city legal related issues.

Legal Advice to the Public

The City Attorney is the attorney for the City of Bryant as represented by the elected Mayor and Council Members. Because of that relationship, the office cannot represent or provide legal advice to the public, individual citizens or private organizations.

The Human Resources Department at City Hall

HR Manager, Alisha
Runnells



Human Resources Director,
Charlotte Rue

HR Assistant, Osha
Martin

Charlotte started at the City in Oct of 2015.

Mission Statement: The City of Bryant Human Resources Department is committed to providing all of our employees a stable and safe work environment with equal opportunity for learning, professional and personal growth. We strive to support our City's mission through the development of programs designed to help us recruit and retain the best of the best to serve our City. Through effective and consistent HR processes we are able to provide essential services to our employees.

2021 Accomplishments:

1. Implemented the updated employee evaluation process which included the opportunity for a greater merit increase.
2. Implemented the Education Pay program providing forty-five employees with the benefit.
3. Developed Certification Pay program and included it in the 2022 budget for implementation.
4. Updated critical policies in order to maintain compliance with our safety and security defined position.
5. Continued to navigate COVID-19 and the impacts it has had on the workplace.
6. Provided COVID-19 vaccination clinics to all employees willing to get the vaccine.
7. Updated Employee Compensation Policy manual.
8. Bringing on a new, more user friendly, Flexible Spending account program.
9. Upgraded employee benefit information and provided additional education to employees regarding their benefits.
10. Based on employee feedback, provided a four-part financial wellness program through Regions Bank.
11. Began implementation of consistent employee identification badges.
12. Successfully onboarded 57 new employees.

2022 Goals:

1. Continue to update policies and position descriptions to try to recruit and retain top employees.
2. Implement proposed Certificate Pay program.
3. Continue to work on the software transition to Tyler Incode General Ledger Software.
4. Continue to educate employees about aspects of their health benefits in an effort to reduce our insurance costs.
5. Establish a comprehensive and effective document retention program.

The Finance Department at City Hall



Finance Director, Joy Black, joined the City of Bryant in August of 2014

Finance Coordinator I,
Crystal Winkler

Accounts Payable Technician,
Tabatha Koder

Finance Coordinator II,
Nichole Manley

Proposed NEW OPEN - Purchasing Manager

Mission Statement: In the spirit of excellence, integrity, and dedication, the Finance Department is committed to providing timely, accurate, clear and complete information to other city departments, the Council, and the community.

- 2021 Accomplishments:
1. Completion of the 2020 Audit, submitted to Council at the June 29th 2021 Council meeting.
 2. For the 4th year in a row obtained the GFOA Budget Book Award.
 3. Assisted in closing out the 2016 Parks Bond Projects for the second year.
 4. Continued to adhere to the Record Retention and Destruction Policy.
 5. Continued to streamline the use of the Fixed Asset Module in Springbrook.
 6. Trained and put procedures in place to have back ups in the Finance Department for key functions.
 7. Requested and it was approved from the State to reduce the rate on two bonds from 2.95 to 1.75.

- 2022 Goals:
1. Complete the 2021 Audit on or before June 30th of 2022.
 2. For the 5th year in a row obtain the GFOA Budget Book Award.
 3. Continue to explore aligning the funding for fleet vehicles across the city.
 4. Assist the Mayor in finding funding opportunities for the completion of the Bryant Parkway.
 5. Continue to support the personnel in continuing their accounting and department education goals, including obtaining certificates.
 6. Continue to work with the Department Heads on 5 year plans for Capital and Operations.
 7. Continue the process of upgrading the General Ledger Software.
 8. Work with the Mayor to develop the new Purchasing Position funded in this Budget Document.

Information Technology (IT) Department

- at City Hall



IT Director,
Gordon Miller

Systems Administrator,
Stacy Reynolds

Joined the City of Bryant in 2019

Mission Statement: The City of Bryant Information Technology Department is committed to providing timely technical support for all departments in the city. We are responsible for maintaining, updating, and growing the City's network, as well as keeping it secure. We assist all departments with finding technical solutions that fit their needs, and strive to keep up with the ever-changing technology advances.

2021 Accomplishments:

1. Replaced remaining computers that were 5 year old or older.
2. Replaced network copiers.
3. Got Laserfiche migrated to the cloud, and got the public portal working on the city website.
4. Had new security camera systems installed at Mills Park, City Hall, and Public Works.
5. Swapped out all the SRO PD laptops for new ones.
6. Got video streaming and Zoom working smoothly for City meetings held in the Court Chambers.
7. Installed panic buttons in Water Billing, Courts, Community Development, HR, Animal Control and Parks.
8. Implemented wireless network solution to provide internet access at Bishop Pavilion.
9. Attended Wmware certification course.

2022 Goals:

1. Upgrade or decommission any servers that are running Operating system less than 2019.
2. Implement network wide web filtering
3. Migrate servers that are still at City Hall to Public Safety
4. Implement/re-configure city-wide Wi-Fi network
5. Replace old server hardware at City Hall.
6. Implement Cybersecurity monitoring service.

Engineering Department - at City Hall

Previously (pre 2020) under the Public Works Area, Engineering was moved to Administration in order to be used by all departments not just Public Works going forward.

Engineering Department
Director, Ted Taylor

Mission Statement: Provide a centralized department to design, review, and commission engineering and construction projects for the responsible growth of this City. To further institute construction practices and inspection standards to insure strong and well maintained city infrastructure.

Director effective 2020



Construction Project
Coordinator,
Scott Chandler

Construction Project
Coordinator,
Joe Henry

Construction Project
Coordinator,
Daran Robertson

2021 Accomplishments:

1. Managed \$1,000,000 worth of Stormwater Construction Projects.
2. Provided continued construction oversight during COVID 19 restrictions.
3. Completed Hilltop/Hilldale Parkway Intersection Improvements.
4. Updated GIS to improve accuracy of the Water and Wastewater infrastructure.
5. Assumed duties of the Certified Floodplain management for the city.
6. Worked with regional (Saline County) agencies to advance securing an additional water supply for the City of Bryant.
7. Worked with the Parks Department on 4 Parks Improvement Projects.
8. Managed and inspected 16 construction projects this year to date.

2022 Goals:

1. Complete Bryant Parkway Phase 2 design and begin construction.
2. Complete Hilltop and Springhill Drainage Improvement Project.
3. Transition City Infrastructure asset information to new tracking software.
4. Maintain The City GIS and keep current.
5. Expand department to include more design capabilities.

City of Bryant, AR 2022 Budget Book

Administration					
Revenues					
Cat.	Description	2022 Approved	2021 Budget	2021 Estimated	2020 Actuals
R10	Taxes - Sale	\$ -	\$ -	\$ -	\$ -
R15	Taxes - Property	\$ 872,400.00	\$ 748,000.00	\$ 952,259.63	\$ 918,268.03
R20	Licenses Permits & Fees	\$ -	\$ -	\$ -	\$ -
R30	Membership Fees	\$ -	\$ -	\$ -	\$ -
R33	Rental Fees	\$ -	\$ -	\$ -	\$ -
R36	Park Program Fees	\$ -	\$ -	\$ -	\$ -
R40	Fines & Forfeitures	\$ -	\$ -	\$ -	\$ -
R50	Sale of Services	\$ -	\$ -	\$ -	\$ -
R60	Miscellaneous Revenue	\$ 1,000.00	\$ 1,000.00	\$ 17,767.91	\$ 20,318.44
R62	Intergovernmental Tsfrs	\$ 6,113,336.00	\$ 5,175,004.00	\$ 5,175,003.98	\$ 4,975,000.00
R64	Reimbursement	\$ -	\$ -	\$ 1,991,881.39	\$ -
R66	Sale of Equipment	\$ -	\$ -	\$ -	\$ -
R70	Grant Revenue	\$ -	\$ -	\$ -	\$ -
R74	Sponsorships	\$ -	\$ -	\$ -	\$ -
R85	Interest Revenue	\$ 1,000.00	\$ 1,000.00	\$ -	\$ 1,021.07
	Totals	\$ 6,987,736.00	\$ 5,925,004.00	\$ 8,136,912.91	\$ 5,914,607.54

Expenses					
Cat.	Description	2022 Approved	2021 Budget	2021 Estimated	2020 Actuals
E01	Personnel Expense	\$ 716,043.55	\$ 424,434.19	\$ 417,176.31	\$ 733,053.07
E10	Building & Grounds Exp	\$ 49,246.24	\$ 46,370.24	\$ 43,836.73	\$ 51,448.15
E20	Vehicle Expense	\$ 23,860.00	\$ 21,785.00	\$ 24,348.07	\$ 18,133.94
E30	Supply Expense	\$ 14,500.00	\$ 14,878.40	\$ 10,461.81	\$ 16,522.43
E40	Operations Expense	\$ 79,900.00	\$ 53,800.00	\$ 66,932.50	\$ 50,627.92
E55	Professional Services	\$ 52,190.00	\$ 53,249.80	\$ 52,777.15	\$ 50,316.76
E60	Miscellaneous Expense	\$ 165,645.00	\$ 136,270.00	\$ 153,965.84	\$ 141,381.18
E62	Intergovernmental Tsfr	\$ -	\$ -	\$ -	\$ -
E68	Donation Expense	\$ 90,000.00	\$ 90,000.00	\$ 90,000.00	\$ 90,000.00
E70	Grant Expense	\$ -	\$ -	\$ -	\$ -
E72	Bond Expense	\$ -	\$ -	\$ -	\$ -
E80	Fixed Assets	\$ -	\$ -	\$ 464,299.65	\$ -
E85	Interest Expense	\$ -	\$ -	\$ 1,683.90	\$ -
	Totals	\$ 1,191,384.79	\$ 840,787.63	\$ 1,325,481.96	\$ 1,151,483.45

The New Community Development Department at City Hall



Records and Permits
Secretary, Tracy
Picanco

Code Enforcement
Officer, Joe Thomas

Director, effective
12.19.17, Truett Smith,
overseeing new
combined department
starting 1/1/21.

Chief Building
Inspector, Doug
Smith

Code Enforcement
Officer, Allen Carver

Planner, Colton Leonard

Mission Statement: To help plan, build, and maintain a great city.

Proposed NEW OPEN Grants
Manager

- 2021 Accomplishments:
1. Merged the Planning and Code Departments into one Department named Community Development.
 2. Moved this new department in its entirety to City Hall.
 3. Implemented two new permits: Burn and Stormwater.
 4. Designed and began using a new "Report a Concern" system for the City.
 5. Assisted with redistricting of city wards due to Census.
 6. Updated the city Street Plan.
 7. Received \$3 million STBG grant for Bryant Parkway.

- 2022 Goals:
1. Continue to stream line and evaluate codes and procedures for the new department.
 2. Implement Energov software and City App.
 3. Finish Development Code Update.
 4. Update the Pedestrian Plan.
 5. Assist with creating more trail building opportunities inside the City.
 6. Find Creative ways to be more effective.

City of Bryant, AR 2022 Budget Book

Community Development					
Revenues					
Cat.	Description	2022 Approved	2021 Budget	2021 Estimated	2020 Actuals
R10	Taxes - Sale	\$ 38,000.00	\$ 38,000.00	\$ 66,412.28	\$ 34,419.01
R15	Taxes - Property	\$ -	\$ -	\$ -	\$ -
R20	Licenses Permits & Fees	\$ 522,120.00	\$ 496,870.00	\$ 476,680.97	\$ 609,566.19
R30	Membership Fees	\$ -	\$ -	\$ -	\$ -
R33	Rental Fees	\$ -	\$ -	\$ -	\$ -
R36	Park Program Fees	\$ -	\$ -	\$ -	\$ -
R40	Fines & Forfeitures	\$ -	\$ -	\$ -	\$ -
R50	Sale of Services	\$ -	\$ -	\$ -	\$ -
R60	Miscellaneous Revenue	\$ 1,000.00	\$ 5,083.04	\$ 5,083.04	\$ -
R62	Intergovernmental Tsfrs	\$ -	\$ -	\$ -	\$ -
R64	Reimbursement	\$ 5,000.00	\$ 7,000.00	\$ 44,475.73	\$ 197.44
R66	Sale of Equipment	\$ -	\$ -	\$ -	\$ -
R70	Grant Revenue	\$ -	\$ -	\$ -	\$ -
R74	Sponsorships	\$ -	\$ -	\$ -	\$ -
R85	Interest Revenue	\$ -	\$ -	\$ -	\$ -
Totals		\$ 566,120.00	\$ 546,953.04	\$ 592,652.02	\$ 644,182.64

Expenses					
Cat.	Description	2022 Approved	2021 Budget	2021 Estimated	2020 Actuals
E01	Personnel Expense	\$ 562,924.13	\$ 454,374.57	\$ 443,920.29	\$ 516,093.84
E10	Building & Grounds Exp	\$ 8,310.00	\$ 9,490.24	\$ 7,624.47	\$ 8,719.40
E20	Vehicle Expense	\$ 24,250.00	\$ 29,200.00	\$ 15,233.37	\$ 12,742.24
E30	Supply Expense	\$ 4,000.00	\$ 11,700.00	\$ 13,416.17	\$ 3,378.72
E40	Operations Expense	\$ 37,500.00	\$ 36,700.00	\$ 33,137.81	\$ 37,578.75
E55	Professional Services	\$ 62,700.00	\$ 61,650.00	\$ 31,156.84	\$ 33,857.54
E60	Miscellaneous Expense	\$ 53,025.00	\$ 82,974.50	\$ 7,003.80	\$ 6,883.33
E62	Intergovernmental Tsfr	\$ -	\$ -	\$ -	\$ -
E68	Donation Expense	\$ -	\$ -	\$ -	\$ -
E70	Grant Expense	\$ -	\$ -	\$ -	\$ -
E72	Bond Expense	\$ -	\$ -	\$ -	\$ -
E80	Fixed Assets	\$ -	\$ -	\$ 12,604.37	\$ -
E85	Interest Expense	\$ -	\$ -	\$ 216.49	\$ -
Totals		\$ 752,709.13	\$ 686,089.31	\$ 564,313.61	\$ 619,253.82

Animal Control and Adoption Center

- located at 25700 Interstate 30



Sr. Animal Control Officer,
Beck Bennett

Shelter Manager VACANT
NEW

Animal Control Director,
Tricia Power, has been
with the City of Bryant
since 1999

Animal Control Officers,
Jackie Skasick,
Jeanetta Bean,
Sarah Smith

Animal Control Techs
Mathew Burns
Vacant/Proposed(2)

Two Temporary Part Time Assistants

The mission of Bryant Animal Control and Adoption Center is to provide compassionate, timely and effective response to domestic animal situations in order to ensure the safety of all citizens and animals through the consistent enforcement of state and local laws relating to the humane treatment and control of domestic animals.

- 2021 Achievements:
1. Nearly reached the goal of decreasing the average length of stay for dogs in the shelter by 10%, when we hit a 9.1% decrease.
 2. Work began on improvements and clarification to the Disaster Plan for the Animal Shelter.
 3. Work began on improvements to a City-Wide and County-Wide Animal Disaster Plans.
 4. Maintained a Live Release Rate of over 70% (2021 was 75.3%.) Live Release Rate for 2020 was 78.8%.
 5. Maintained an overall Save Rate of over 70% (Intake - all other outcomes except euthanasia - regardless if owner requested) was 79.2% in 2020, and 74.1% in 2021.
 6. Continued to offer free pet food via the Free Pet Food Pantry, giving out over 4 tons of pet food.
 7. All ACOs began studying for their NACA Level I Certification.
 8. Completed Phase I of plans for new Animal Shelter in 5-10 years.
 9. Status of fee/ord review?
 10. Status of two vehicle replacements?

- 2022 Goals:
1. Continue work on improving and implementing the Disaster Plan for the Shelter.
 2. Continue work to improve and implement a City-Wide Animal Disaster Plan.
 3. Decrease the length of stay for dogs by an addition .08% for a total of 10% over 2019.1. Continue to update entire department SOPs.
 4. Add a transport vehicle to the department.
 5. Add an additional ACT.
 6. Repave the parking lot, if funds allow.
 7. Begin 2nd phase of planning for the New Animal Shelter.
 8. Maintain a Live Release Rate of over 71%
 9. Maintain an overall Save Rate of over 71%.
 10. Complete NACA Level I & Level II Certifications for all ACOs.
 11. Complete Euthanasia & Chemical Capture Certification Training for all ACTs.
 12. Add gravel and drainage improvements and install enrichment activities in the backyard area.
 13. Clean up & maintain front plant beds, lower yard, and fence lines at the shelter.



Animal Control hosts many events throughout the year, including: Easter Toy & Treat Drive (Spring,) Doggy Day Out (multiple dates,) Home for the Holidays (Nov & Dec,) National Pet Adoption Week (hosted twice each year,) America Recycles Day (Nov 15,) Barking Lot Sale, National Animal Shelter Appreciation Week (November,) National Animal Control Officer Appreciation Week (April,) Howl-O-Ween Toy or Treat Drive (October,) SNIP Clinic (February,) and the Free Pet Food Pantry (weekly.) We also participate in other observances, such as: Adopt a Cat Month (June,) Adopt a Dog Month (October,) as well as Prevent Animal Cruelty Month (May.)

Easter Toy & Treat Drive
March 25 - 27, 2021
12:30p - 3:00p each Day.

Come by the Shelter to Visit & Fill the Shelter's Pets' Easter Baskets with Toys & Treats!

No appointment necessary.

Please wear a face mask.



City of Bryant, AR 2022 Budget Book

Animal Control					
Revenues					
Cat.	Description	2022 Approved	2021 Budget	2021 Estimated	2020 Actuals
R10	Taxes - Sale	\$ -	\$ -	\$ -	\$ -
R15	Taxes - Property	\$ -	\$ -	\$ -	\$ -
R20	Licenses Permits & Fees	\$ 29,500.00	\$ 23,000.00	\$ 30,021.52	\$ 27,462.62
R30	Membership Fees	\$ -	\$ -	\$ -	\$ -
R33	Rental Fees	\$ -	\$ -	\$ -	\$ -
R36	Park Program Fees	\$ -	\$ -	\$ -	\$ -
R40	Fines & Forfeitures	\$ 6,000.00	\$ 6,000.00	\$ 8,155.00	\$ 5,815.00
R50	Sale of Services	\$ -	\$ -	\$ -	\$ -
R60	Miscellaneous Revenue	\$ -	\$ -	\$ -	\$ -
R62	Intergovernmental Tsfrs	\$ 593,834.00	\$ 525,004.00	\$ 525,000.00	\$ 480,000.00
R64	Reimbursement	\$ -	\$ -	\$ -	\$ -
R66	Sale of Equipment	\$ -	\$ -	\$ 18,450.00	\$ -
R70	Grant Revenue	\$ -	\$ -	\$ -	\$ -
R74	Sponsorships	\$ -	\$ -	\$ -	\$ -
R85	Interest Revenue	\$ -	\$ -	\$ -	\$ -
Totals		\$ 629,334.00	\$ 554,004.00	\$ 581,626.52	\$ 513,277.62

Expenses					
Cat.	Description	2022 Approved	2021 Budget	2021 Estimated	2020 Actuals
E01	Personnel Expense	\$ 635,847.81	\$ 446,556.15	\$ 425,210.20	\$ 380,887.98
E10	Building & Grounds Exp	\$ 64,696.00	\$ 44,494.00	\$ 42,398.14	\$ 39,209.40
E20	Vehicle Expense	\$ 14,405.90	\$ 9,600.00	\$ 7,258.19	\$ 7,198.83
E30	Supply Expense	\$ 21,950.00	\$ 14,750.00	\$ 14,896.43	\$ 10,256.64
E40	Operations Expense	\$ 15,945.00	\$ 15,945.00	\$ 3,247.02	\$ 1,602.09
E55	Professional Services	\$ 35,000.00	\$ 20,500.00	\$ 32,622.94	\$ 25,783.96
E60	Miscellaneous Expense	\$ 4,000.00	\$ 3,805.00	\$ 5,261.97	\$ 2,574.55
E62	Intergovernmental Tsfr	\$ -	\$ -	\$ -	\$ -
E68	Donation Expense	\$ -	\$ -	\$ -	\$ -
E70	Grant Expense	\$ -	\$ -	\$ -	\$ -
E72	Bond Expense	\$ -	\$ -	\$ -	\$ -
E80	Fixed Assets	\$ -	\$ 7,500.00	\$ 9,878.80	\$ 48,056.00
E85	Interest Expense	\$ -	\$ -	\$ 60.83	\$ -
Totals		\$ 791,844.71	\$ 563,150.15	\$ 540,834.52	\$ 515,569.45

City of Bryant, AR 2022 Budget Book



Judge
Stephanie
Cassady

at City Hall 208 SW 3rd Street

Mission: To serve the people by efficient and accessible administration of justice for all, to treat everyone with integrity, fairness and respect.

Executive Assistant
to the Judge,
Debora Midget

District Court Clerk,
Lindsey Dinwiddle

Trial Coordinator,
Jackie Lindsey

Deputy Court Clerks:
Deana Pankey
Debra Styles
Grace Buchanan

Ancillary District
Court Clerk,
Melanie Smith

In Arkansas, district courts were formerly known as municipal courts before the passage of Amendment 80 to the Arkansas Constitution in 2000. Act 3 and Act 627 of 2009 created 25 pilot district judgeships in the state, two of which are in Saline County. The Saline County District Courts exercise countywide jurisdiction over misdemeanor criminal cases, preliminary felony cases, and in certain types of civil cases in matters of less than \$25,000. There are no jury trials in district court. In a district court trial, the judge makes both findings of fact and rulings of law.

A small claims division of the Saline County District Court is administered by the Bryant Department and presided over by Judge Casady of the Bryant Department. This small claims division provides the citizens of Saline County a forum in which citizens may represent themselves to resolve minor civil matters. No attorneys may take part in litigation in the small claims division.

City of Bryant, AR 2022 Budget Book

Courts					
Revenues					
Cat.	Description	2022 Approved	2021 Budget	2021 Estimated	2020 Actuals
R10	Taxes - Sale	\$ -	\$ -	\$ -	\$ -
R15	Taxes - Property	\$ -	\$ -	\$ -	\$ -
R20	Licenses Permits & Fees	\$ -	\$ -	\$ -	\$ -
R30	Membership Fees	\$ -	\$ -	\$ -	\$ -
R33	Rental Fees	\$ -	\$ -	\$ -	\$ -
R36	Park Program Fees	\$ -	\$ -	\$ -	\$ -
R40	Fines & Forfeitures	\$ 532,900.00	\$ 532,900.00	\$ 537,418.17	\$ 599,788.04
R50	Sale of Services	\$ -	\$ -	\$ -	\$ -
R60	Miscellaneous Revenue	\$ 50,520.00	\$ 50,520.00	\$ 52,235.28	\$ 51,033.72
R62	Intergovernmental Tsfrs	\$ -	\$ -	\$ -	\$ -
R64	Reimbursement	\$ 160,000.00	\$ 160,000.00	\$ 175,867.43	\$ 141,523.61
R66	Sale of Equipment	\$ -	\$ -	\$ -	\$ -
R70	Grant Revenue	\$ -	\$ -	\$ -	\$ -
R74	Sponsorships	\$ -	\$ -	\$ -	\$ -
R85	Interest Revenue	\$ -	\$ -	\$ -	\$ -
	Totals	\$ 743,420.00	\$ 743,420.00	\$ 765,520.88	\$ 792,345.37

Expenses					
Cat.	Description	2022 Approved	2021 Budget	2021 Estimated	2020 Actuals
E01	Personnel Expense	\$ 462,240.15	\$ 468,063.46	\$ 376,743.11	\$ 382,788.58
E10	Building & Grounds Exp	\$ 23,646.00	\$ 23,646.00	\$ 19,874.89	\$ 14,718.53
E20	Vehicle Expense	\$ -	\$ -	\$ -	\$ -
E30	Supply Expense	\$ 11,000.00	\$ 11,000.00	\$ 10,612.79	\$ 7,507.58
E40	Operations Expense	\$ 3,000.00	\$ 3,000.00	\$ 1,017.41	\$ 1,230.39
E55	Professional Services	\$ 5,500.00	\$ 5,500.00	\$ 51.72	\$ 734.96
E60	Miscellaneous Expense	\$ 4,440.00	\$ 6,252.00	\$ 3,056.70	\$ 3,320.52
E62	Intergovernmental Tsfr	\$ -	\$ -	\$ -	\$ -
E68	Donation Expense	\$ -	\$ -	\$ -	\$ -
E70	Grant Expense	\$ -	\$ -	\$ -	\$ -
E72	Bond Expense	\$ -	\$ -	\$ -	\$ -
E80	Fixed Assets	\$ -	\$ -	\$ -	\$ -
E85	Interest Expense	\$ -	\$ -	\$ -	\$ -
	Totals	\$ 509,826.15	\$ 517,461.46	\$ 411,356.62	\$ 410,300.56



Bryant Parks & Recreation Department exists to provide exceptional opportunities to enjoy the beauty of nature, the wonder of relationships, and experiences that remind us what it means to be human.

Parks and Recreation Department



Parks Director Chris Treat since 2016 (shown right)

Assistant Director - Keith Cox



Center Superintendent, Ebonee Scott

Grounds Superintendent, Matt Martin

Aquatics Coordinator, Kristin Robinson

Community Outreach Coordinator, Cassie Henry - Saorrano

Assistant Center Super OPEN

Foreman: Mike Beckwith Dale Sanford

Assistant Aquatics Coordinator, Compassion Moomey

Parks Staff: Tracy Butler Sylvia Boyd

Parks Labor Kevin Smith John Stuckey Tyler Mimms Colton Heath Brady Morris VACANT

Lifeguards at Mills and Bishop XX Seasonal Part Time Positions

Note: \$238,000 is budgeted for Part Time Payroll in this approved budget, at between \$11-\$12 it approximates 10 FTE Positions

Bishop Center Part Time Staff

Parks Labor Part Time, Typically 2

The Parks Committee meets once a month on the third Monday of the month at 6:00pm at City Hall. In the event of a holiday falling on Monday, the Parks Committee moves to Tuesday at 6:00 pm at City Hall.

- 2021 Accomplishments:
1. Installed new signs at Ashley, Alcoa, and Mills Parks.
 2. Completed Phase I of the Aquatic Center Upgrades.
 3. Offered free community minded programming.
 4. Renovated Springhill Park.
 5. Rejuvenated the Parks Committee.

- 2022 Goals:
1. Update the Parks Master Plan.
 2. Complete renovations to Mills Park using grants and city savings for funding.
 3. Complete Phase II of the Aquatics Center Upgrades, on the CIP Request list at the back of this document.
 4. Acquire grant funding for a Skate Park, design included in Parks Master Plan.
 5. Continue to grow programming to reach underserved residents.

City of Bryant, AR 2022 Budget Book

Parks

Revenues					
Cat.	Description	2022 Approved	2021 Budget	2021 Estimated	2020 Actuals
R10	Taxes - Sale	\$ -	\$ -	\$ -	\$ -
R15	Taxes - Property	\$ -	\$ -	\$ -	\$ -
R20	Licenses Permits & Fees	\$ -	\$ -	\$ -	\$ -
R30	Membership Fees	\$ 370,000.00	\$ 370,000.00	\$ 169,280.13	\$ 150,162.84
R33	Rental Fees	\$ 186,995.00	\$ 186,995.00	\$ 96,745.00	\$ 70,122.00
R36	Park Program Fees	\$ 162,000.00	\$ 167,000.00	\$ 138,999.07	\$ 58,626.15
R40	Fines & Forfeitures	\$ -	\$ -	\$ -	\$ -
R50	Sale of Services	\$ 203,000.00	\$ 203,000.00	\$ 152,480.87	\$ 97,981.11
R60	Miscellaneous Revenue	\$ 5,000.00	\$ 222,194.93	\$ 226,556.39	\$ 226,879.67
R62	Intergovernmental Tsfrs	\$ 1,336,126.00	\$ 1,150,000.00	\$ 1,149,996.00	\$ 1,080,000.00
R64	Reimbursement	\$ -	\$ -	\$ 232,000.00	\$ -
R66	Sale of Equipment	\$ -	\$ -	\$ -	\$ -
R70	Grant Revenue	\$ -	\$ -	\$ -	\$ -
R74	Sponsorships	\$ 127,500.00	\$ 127,500.00	\$ 127,029.00	\$ 93,745.00
R85	Interest Revenue	\$ -	\$ -	\$ -	\$ -
	Totals	\$ 2,390,621.00	\$ 2,426,689.93	\$ 2,293,086.46	\$ 1,777,516.77

Expenses					
Cat.	Description	2022 Approved	2021 Budget	2021 Estimated	2020 Actuals
E01	Personnel Expense	\$ 1,604,939.96	\$ 1,576,065.62	\$ 1,446,386.02	\$ 1,292,934.60
E10	Building & Grounds Exp	\$ 702,514.00	\$ 664,467.00	\$ 736,804.00	\$ 658,669.72
E20	Vehicle Expense	\$ 65,000.00	\$ 42,300.00	\$ 39,709.84	\$ 36,999.87
E30	Supply Expense	\$ 98,100.00	\$ 98,100.00	\$ 68,131.60	\$ 48,458.52
E40	Operations Expense	\$ 30,623.40	\$ 30,623.40	\$ 25,471.63	\$ 18,206.03
E55	Professional Services	\$ 230,720.00	\$ 180,082.59	\$ 142,776.25	\$ 126,210.88
E60	Miscellaneous Expense	\$ 22,005.00	\$ 24,795.00	\$ 21,254.14	\$ 27,488.43
E62	Intergovernmental Tsfr	\$ -	\$ -	\$ -	\$ -
E68	Donation Expense	\$ -	\$ -	\$ -	\$ -
E70	Grant Expense	\$ -	\$ -	\$ -	\$ -
E72	Bond Expense	\$ 65,993.08	\$ 64,450.98	\$ 64,434.81	\$ 63,142.29
E80	Fixed Assets	\$ -	\$ 300,946.93	\$ 877,616.21	\$ 265,723.99
E85	Interest Expense	\$ 1,038.88	\$ 3,997.80	\$ 2,721.28	\$ 3,889.71
	Totals	\$ 2,820,934.32	\$ 2,985,829.32	\$ 3,425,305.78	\$ 2,541,724.04

Fire Department



Chief Jordan joined the City in 2012

Fire Chief,
J.P. Jordan

Fire Station 1 at 312 Roya Lane
Fire Station 2 at 1601 S. Reynolds
Fire Station 3 at 2620 Northlake

Assistant Chief,
Brandon Futch

Executive Assistant,
Cindy Bell

Battalion Chief - A

Battalion Chief - B

Battalion - C

Fire Marshal-
Battalion Chief

Captain A

Captain B

Captain C

Training Officer

Lieutenant A (3)

Lieutenant B (3)

Lieutenant C (3)

Firefighters A (10)

Firefighters B (10)

Firefighters C (10)

Mission:
 *Reduce and prevent the loss of life and property damage through adequate, efficient, and timely response
 *Continue to strive for excellence by providing the highest quality of customer service through continued training and education
 *Provide timely and effective life and fire safety education throughout our community and schools
 *Adapt to the ever changing needs of our community
 *Adequately plan and have a vision for progressive growth of our Fire Department within the community

2020 Accomplishments:
 1. Maintained ISO Rating
 2. Continued to serve our stakeholders without any decline in service levels despite another resurgence in COVID-19 and challenging staffing conditions.
 3. Completed a major portion of training and education for our Fire Marshal Position.
 4. Continued utilization of our fire training facility including training with outside stakeholders.
 5. Made steps on a city level to the commitment of retaining valued employees by implementing certification pay.

2022 Goals:
 1. Continue to develop specifications and begin ordering process for another new fire apparatus as scheduled on a five year interval.
 2. Work with incoming EMS/Ambulance Service provider to ensure successful transition into area.
 3. Add to department IT and Training infrastructure.
 4. Maintain ISO rating
 5. Continue to offer quality professional development and training opportunities to our personnel

City of Bryant, AR 2022 Budget Book

Fire					
Revenues					
Cat.	Description	2022 Approved	2021 Budget	2021 Estimated	2020 Actuals
R10	Taxes - Sale	\$ -	\$ -	\$ -	\$ -
R15	Taxes - Property	\$ 55,700.00	\$ 55,700.00	\$ 58,205.60	\$ 102,900.60
R20	Licenses Permits & Fees	\$ -	\$ -	\$ -	\$ -
R30	Membership Fees	\$ -	\$ -	\$ -	\$ -
R33	Rental Fees	\$ -	\$ -	\$ -	\$ -
R36	Park Program Fees	\$ -	\$ -	\$ -	\$ -
R40	Fines & Forfeitures	\$ -	\$ -	\$ -	\$ -
R50	Sale of Services	\$ -	\$ -	\$ -	\$ -
R60	Miscellaneous Revenue	\$ 250.00	\$ 250.00	\$ 85,170.22	\$ 684.69
R62	Intergovernmental Tsfrs	\$ 3,711,460.00	\$ 3,187,504.00	\$ 3,187,500.00	\$ 3,000,000.00
R64	Reimbursement	\$ -	\$ -	\$ -	\$ -
R66	Sale of Equipment	\$ -	\$ -	\$ -	\$ 9,100.00
R68	Donation Revenue	\$ -	\$ -	\$ -	\$ -
R70	Grant Revenue	\$ -	\$ -	\$ -	\$ -
R74	Sponsorships	\$ -	\$ -	\$ -	\$ -
R85	Interest Revenue	\$ -	\$ -	\$ -	\$ -
Totals		\$ 3,767,410.00	\$ 3,243,454.00	\$ 3,330,875.82	\$ 3,112,685.29

Expenses					
Cat.	Description	2022 Approved	2021 Budget	2021 Estimated	2020 Actuals
E01	Personnel Expense	\$ 4,106,248.37	\$ 3,917,969.72	\$3,646,990.40	\$ 3,423,068.79
E10	Building & Grounds Exp	\$ 174,783.96	\$ 151,727.96	\$240,854.83	\$ 144,159.14
E20	Vehicle Expense	\$ 123,200.00	\$ 126,494.15	\$119,473.04	\$ 108,133.15
E30	Supply Expense	\$ 165,940.00	\$ 103,700.00	\$68,972.78	\$ 73,421.61
E40	Operations Expense	\$ 14,000.00	\$ 13,550.00	\$10,856.41	\$ 892.37
E55	Professional Services	\$ 2,100.00	\$ 1,500.00	\$1,408.42	\$ 1,769.10
E60	Miscellaneous Expense	\$ 13,525.00	\$ 17,035.00	\$14,184.67	\$ 10,316.37
E62	Intergovernmental Tsfr	\$ -	\$ -	\$ -	\$ -
E68	Donation Expense	\$ -	\$ -	\$ -	\$ -
E70	Grant Expense	\$ -	\$ -	\$ -	\$ -
E72	Bond Expense	\$ 169,696.51	\$ 165,745.38	\$165,689.49	\$ 162,365.85
E80	Fixed Assets	\$ -	\$ -	\$19,301.46	\$ 112,558.73
E85	Interest Expense	\$ 2,671.40	\$ 10,280.04	\$6,721.19	\$ 10,002.03
Totals		\$ 4,772,165.24	\$ 4,508,002.25	\$ 4,294,452.69	\$ 4,046,687.14

City of Bryant, AR 2022 Budget Book

Police Department - station at 312 Roya Lane



CAPT = Captain
 LT = Lieutenant
 SGT = Sergeant
 PTL = Patrol
 OFC = Officer
 SRO = School Resource Officer
 RES = Reserve Officer
 SAT = Strategic Accident Traffic Unit
 CID = Criminal Investigation Division
 PIO = Public Information Officer
 PSU = Professional Standards Unit
 (added during 2020)

Police Chief Carl Minden
Serving Since 2019

Asst. Chief JW Plouch
Serving Since 1998

*Beginning in 2022 Corporals will no longer be a rank.

Laura Beck, Administrative Assistant

Jan McDermott, Records Secretary

Admn. CAPT J. Payte

Support CAPT S. Fullington

PTL CAPT P. Tarvin

PSU SGT

PIO/Com. Relations SGT

Training - SGT

SRO LT

PTL LT X 4

SAT OFC X 1

CID LT

Dispatch Supervisor

SRO SGT

PTL SGT X 4 (one K9)

Warrants X 1

CID SGT

Dispatch X 10

SRO X 6 (one K9)

PTL OFC X 20 (3 K9)

CID X 3

Part - Time Dispatch X 3

RES OFC X 15 (unpaid)

Mission Statement: The mission of the Bryant Police Department is to work in harmony with all citizens of the community to create a safe and secure environment and to improve the quality of life for our residents with an emphasis on equality, fairness, integrity and professionalism.

- 2021 Accomplishments:
1. 40 hours of annual training per officer.
 2. Fleet rollover (35 total vehicles).
 3. Implemented new Internal Affairs Software.
 4. Implemented Responder First Call 24/7 mental health hot line.
 5. Halfway toward completion of ALEAP accreditation.

- 2022 Goals:
1. Construct New Training Facility. Proposed by Chief to be funded from Police Designated Funds but pending Council approval. Not in this budget document.
 2. Rank Structure Change.
 3. Complete ALEAP Accreditation.
 4. Obtain additional staffing for Patrol and 911, included/funded in this Budget Book Document.

City of Bryant, AR 2022 Budget Book

Police					
Revenues					
Cat.	Description	2022 Approved	2021 Budget	2021 Estimated	2020 Actuals
R10	Taxes - Sale	\$ -	\$ -	\$ -	\$ -
R15	Taxes - Property	\$ -	\$ -	\$ -	\$ -
R20	Licenses Permits & Fees	\$ -	\$ -	\$ -	\$ -
R30	Membership Fees	\$ -	\$ -	\$ -	\$ -
R33	Rental Fees	\$ -	\$ -	\$ -	\$ -
R36	Park Program Fees	\$ -	\$ -	\$ -	\$ -
R40	Fines & Forfeitures	\$ 780.00	\$ 780.00	\$ 805.68	\$ 805.68
R50	Sale of Services	\$ -	\$ -	\$ -	\$ -
R60	Miscellaneous Revenue	\$ 250,000.00	\$ 268,840.26	\$ 408,196.56	\$ 359,443.59
R62	Intergovernmental Tsfrs	\$ 1,484,584.00	\$ 1,312,504.00	\$ 1,312,500.00	\$ 1,200,000.00
R64	Reimbursement	\$ 293,000.00	\$ 293,000.00	\$ 299,000.00	\$ 282,750.00
R66	Sale of Equipment	\$ 25,000.00	\$ 25,000.00	\$ -	\$ 2,782.56
R70	Grant Revenue	\$ 33,700.00	\$ 33,700.00	\$ 30,724.07	\$ 26,484.39
R74	Sponsorships	\$ -	\$ -	\$ -	\$ -
R85	Interest Revenue	\$ -	\$ -	\$ -	\$ -
Totals		\$ 2,087,064.00	\$ 1,933,824.26	\$ 2,051,226.31	\$ 1,872,266.22

Expenses					
Cat.	Description	2022 Approved	2021 Budget	2021 Estimated	2020 Actuals
E01	Personnel Expense	\$ 4,738,978.51	\$ 4,207,284.54	\$ 4,017,393.65	\$ 4,364,928.98
E10	Building & Grounds Exp	\$ 126,713.92	\$ 124,780.92	\$ 150,390.77	\$ 113,511.00
E20	Vehicle Expense	\$ 250,250.00	\$ 235,500.00	\$ 253,351.22	\$ 258,711.22
E30	Supply Expense	\$ 61,600.00	\$ 66,889.26	\$ 72,477.86	\$ 54,388.21
E40	Operations Expense	\$ 16,600.00	\$ 16,600.00	\$ 13,797.81	\$ 14,495.06
E55	Professional Services	\$ 12,450.00	\$ 12,450.00	\$ 7,524.21	\$ 6,419.68
E60	Miscellaneous Expense	\$ 155,465.00	\$ 135,120.00	\$ 102,107.03	\$ 240,932.79
E62	Intergovernmental Tsfr	\$ -	\$ -	\$ -	\$ -
E68	Donation Expense	\$ -	\$ -	\$ -	\$ -
E70	Grant Expense	\$ 4,500.00	\$ 5,500.00	\$ 5,333.11	\$ -
E72	Bond Expense	\$ 808,119.23	\$ 676,026.70	\$ 418,867.50	\$ 331,268.97
E80	Fixed Assets	\$ -	\$ -	\$ 1,750,740.75	\$ -
E85	Interest Expense	\$ 92,697.62	\$ 41,000.00	\$ 48,203.38	\$ 9,034.03
Totals		\$ 6,267,374.28	\$ 5,521,151.42	\$ 6,840,187.29	\$ 5,393,689.94

Public Works Department

- Office at 7064 Cynamide Road

Public Works oversees the Street, Stormwater, Water and Wastewater functions of the City.



Administrative Assistant
Christina Call

Public Works Director
Tim Fournier
Director beginning
4/27/21

Customer Service
Supervisor
Angela Shepard

Pumps & Controls
Manager, OPEN

Inventory Control Specialist
Nancy Addante



Senior Office Assistant
Brenda Lee

Utility Worker II
Eric Ahart

Mechanic, Dylan Hogue
(note this position and the
asst. is paid out of Admin
but reports to the Street
Superintendent)

Customer Service Rep
Legina Holt

Utility Worker II
Mindy Cox

Mechanic Assistant New
OPEN

Customer Service Rep
Full Time - NEW,
OPEN

Pumps & Controls
Operator
Josh Byrd

Note: Bryce Rimmer manages the Pumps and Controls and Water Departments but Pumps and Controls does work for both Water and Wastewater and is paid from both sets of funds.

Mission Statement: Provide quality of life to residents by building and maintaining Public Works infrastructure to protect the health and welfare of the city residents, businesses, and visitors along with the environment. We will also provide superior customer service in a timely and efficient manner. The department works to provide these services, as well as to support economic growth and development, with the teamwork and trust of highly qualified and skilled personnel.



City of Bryant, AR 2022 Budget Book

Certifications/Licenses					
Employee	Water Distribution	Water Treatment	Wastewater Operator	CDL	CSI & CISEC
Ken Gorden		Class II			
David Stephens	Grade 2		Class I	A	
Robert Green				B	
Tim Price			Class II	B	
Frankie Glover				A	
Bryce Rimmer			Class I		
Josh Byrd	Grade 2		Class I		
Jeremy Cogburn	Grade 4		Class I		
Gregg Asher	Grade 4		Class IV		
Austin Anders			Class III		
Justin Causey			Class II		
Dale Watkins			Class I	A	
Gary Smith			Class I	A	
Tim Fournier				A	CISEC
Jamie Sledd				B	
David Baker				A	
Nicholas Mitchell				A	
Charlie Drake				B	
Chad Moseley				B	
Ryan Ayres				B	
Donald Tarvin				A	
Justin Davis			Class II	B	
Christina Call				B	
Josh Evans			Class I	A	CISEC
Ben Wilson					CSI & CISEC
Angela Alexander					CSI & CISEC
Jay Stake					CSI & CISEC
Troy Ellis					CSI & CISEC

*CSI stands for Certified Stormwater Inspector and CISEC for Certified Inspector for Sediment & Erosion Control

2021 Public Works Accomplishments:

1. Participation in the implementation of a city wide Degree Pay Program.
2. Conversion of the old Water Dept building into a localized sign shop and Public Works Conference Room.
3. Conversion of the Street Department loft into 6 additional offices for managers and supervisors.

Public Works 2022 Goals:

1. Implementation of a Certification Pay Program.
2. Improvements to large sewer mains to continue responsible development.
3. Regional Detention.
4. Overlay 6 miles of road.

City of Bryant, AR 2022 Budget Book

Street and Stormwater Departments



Street and Stormwater
Superintendent Troy Ellis

Stormwater Manager Ben Wilson	Field Supervisor Charles Drake	Field Supervisor David Baker
Stormwater Inspector Jay Stake	Equipment Operator III Jamie Sledd	Equipment Operator II Chad Moseley
Stormwater Enforcement Angela Alexander	Equipment Operator II Nick Mitchell	Equipment Operator II Donald Tarvin
Signal Tech. Ryan Ayres	Equipment Operator II OPEN	Equipment Operator I Cody Bryant
Locate Tech. James Harris	Equipment Operator I OPEN	Equipment Operator I Calvin Ray
	Equipment Operator I NEW OPEN	

2021 Stormwater Accomplishments:

1. Completed Hanover, Mills Park/Eastwood, Dogwood Phase 2A, and Hilltop/Springhill Rd. Projects.
2. Completed the Design for the Northlake Crossing, Augusta Cove Phase 2, and 916 Shobe Rd Projects.
3. RFQ for 10 year Capital Drainage Improvement Plan and Feasibility Study completed and awarded.
4. Expansion of Stormwater Department to include Superintendent.

2022 Stormwater Goals:

1. Implementation of 10 year Capital Drainage Improvement Plans
2. Completion of Drainage Feasibility Study
3. Completion of Northlake, Dogwood Phase 2B and Augusta Cove Phase 2 Drainage Projects
4. Implementation of Dye Testing, and apply for BRIC(Building Resilient Infrastructure and communities)/Hazard Miligation funding through grants.
5. Attend EPA Region 6 Stomwater Conference and obtain Employee Certification of Herbicide Applicators in Waterways.
6. Create a Stormwater Capital Improvement Plan.

2021 Street Accomplishments:

1. Completed Neal St., B Street, Mt. Carmel, and Henson/Ozark Overlays and Drainage Projects.
2. Completed Spanway, Mills Park, Boone Rd, West Farmers Market, and Midland
3. Completed Andrew Drive Concrete Overlay and Debswood Culvert Crossing.
4. Completed a full signal light upgrade at Reynolds Rd. and Sullivan Dr for ADA Compliance.
5. Copleted Hilltop Parkway Intersection Improvement Project.
6. Implemented the five year upgrade plan for signal light and pedestrian crossings.
7. Acquired training and certification for the city's 1st Signal Technician Position.

2022 Street Goals:

1. Complete the Justus Loop and North Prickett Rd. Overlay Project.
2. Perform a Street Pavement and Culvert Analysis.
3. Complete the Eastside of Johnswood Dr. Overlay Project.
4. Complete the Bryant Parkway and Hunter Lee sidewalk, curb, and gutter Project.
5. Have an employee become certified in Herbicide Application in ROWs.
6. Add a certified diesel and gas mechanic position.
7. Update to MUTCD (Manual of Uniform Traffic Control Devices) current standards for stop signs and other street signs.

City of Bryant, AR 2022 Budget Book

Street					
Revenues					
Cat.	Description	2022 Approved	2021 Budget	2021 Estimated	2020 Actuals
R10	Taxes - Sale	\$ 456,000.00	\$ 396,058.19	\$ 481,014.21	\$ 408,760.48
R15	Taxes - Property	\$ 1,368,000.00	\$ 1,240,000.00	\$ 1,502,761.39	\$ 1,366,184.99
R20	Licenses Permits & Fees	\$ -	\$ -	\$ -	\$ -
R30	Membership Fees	\$ -	\$ -	\$ -	\$ -
R33	Rental Fees	\$ -	\$ -	\$ -	\$ -
R36	Park Program Fees	\$ -	\$ -	\$ -	\$ -
R40	Fines & Forfeitures	\$ -	\$ -	\$ -	\$ -
R50	Sale of Services	\$ -	\$ -	\$ -	\$ -
R60	Miscellaneous Revenue	\$ 1,000.00	\$ 306,000.00	\$ 314,030.89	\$ 6,083.10
R62	Intergovernmental Tsfrs	\$ 1,781,501.00	\$ 1,500,000.00	\$ 1,500,000.00	\$ 1,440,000.00
R64	Reimbursement	\$ 725,000.00	\$ 725,000.00	\$ 635,543.66	\$ 76,831.60
R66	Sale of Equipment	\$ -	\$ -	\$ -	\$ -
R70	Grant Revenue	\$ -	\$ -	\$ -	\$ -
R74	Sponsorships	\$ -	\$ -	\$ -	\$ -
R85	Interest Revenue	\$ 775.00	\$ 775.00	\$ 161.14	\$ 1,028.26
Totals		\$ 4,332,276.00	\$ 4,167,833.19	\$ 4,433,511.29	\$ 3,298,888.43

Expenses					
Cat.	Description	2022 Approved	2021 Budget	2021 Estimated	2020 Actuals
E01	Personnel Expense	\$ 1,143,783.81	\$ 967,878.89	\$ 911,721.05	\$ 831,689.17
E10	Building & Grounds Exp	\$ 104,704.96	\$ 123,200.00	\$ 125,167.71	\$ 67,451.69
E20	Vehicle Expense	\$ 238,500.00	\$ 259,930.00	\$ 167,720.72	\$ 108,343.00
E30	Supply Expense	\$ 388,952.16	\$ 256,700.00	\$ 258,445.87	\$ 248,767.01
E40	Operations Expense	\$ 516,612.00	\$ 343,728.00	\$ 191,229.11	\$ 133,814.09
E55	Professional Services	\$ 330,500.04	\$ 301,717.10	\$ 252,466.56	\$ 191,490.85
E60	Miscellaneous Expense	\$ 22,285.00	\$ 21,460.00	\$ 41,889.28	\$ 11,316.39
E62	Intergovernmental Tsfr	\$ -	\$ -	\$ -	\$ -
E68	Donation Expense	\$ -	\$ -	\$ -	\$ -
E70	Grant Expense	\$ -	\$ -	\$ -	\$ -
E72	Bond Expense	\$ -	\$ -	\$ -	\$ -
E80	Fixed Assets	\$ 1,823,000.00	\$ 2,336,224.37	\$ 1,583,153.07	\$ 2,605,257.28
E85	Interest Expense	\$ -	\$ -	\$ -	\$ -
E90	Construction Projects	\$ 600,000.00	\$ 600,764.54	\$ 463,610.57	\$ 146,593.42
Totals		\$5,168,337.97	\$5,211,602.90	\$3,995,403.94	\$4,344,722.90

Asphalt Trailer	30,000	12 Signal Upgrades at \$20K a piece	240,000
Dump Truck	160,000	CEI	142,000
F550	116,000	Eng/Des	70,500
F550	100,000	Augusta Cove Half Street/half Storm	75,000
Truck split 3 ways	48,500	Dogwood half street/half storm	125,000
	454,500	Northlake Cross split street/Storm	716,000
			1,368,500
Total	1,823,000		

City of Bryant, AR 2022 Budget Book

Stormwater					
Revenues					
Cat.	Description	2022 Approved	2021 Budget	2021 Estimated	2020 Actuals
R10	Taxes - Sale	\$ -	\$ -	\$ -	\$ -
R15	Taxes - Property	\$ -	\$ -	\$ -	\$ -
R20	Licenses Permits & Fees	\$ -	\$ -	\$ -	\$ -
R30	Membership Fees	\$ -	\$ -	\$ -	\$ -
R33	Rental Fees	\$ -	\$ -	\$ -	\$ -
R36	Park Program Fees	\$ -	\$ -	\$ -	\$ -
R40	Fines & Forfeitures	\$ -	\$ -	\$ -	\$ -
R50	Sale of Services	\$ -	\$ -	\$ -	\$ -
R60	Miscellaneous Revenue	\$ -	\$ -	\$ -	\$ -
R62	Intergovernmental Tsfrs	\$ -	\$ -	\$ -	\$ -
R64	Reimbursement	\$ -	\$ -	\$ -	\$ -
R66	Sale of Equipment	\$ -	\$ -	\$ -	\$ -
R70	Grant Revenue	\$ -	\$ -	\$ -	\$ -
R74	Sponsorships	\$ -	\$ -	\$ -	\$ -
R85	Interest Revenue	\$ -	\$ -	\$ -	\$ -
	Totals	\$ -	\$ -	\$ -	\$ -

NOTE: All revenues derived from the current Stormwater charge are expended on Capital not operational needs.

Expenses					
Cat.	Description	2022 Approved	2021 Budget	2021 Estimated	2020 Actuals
E01	Personnel Expense	\$ 260,366.74	\$ 259,039.73	\$ 220,611.54	\$ 204,026.71
E10	Building & Grounds Exp	\$ 3,024.00	\$ 3,320.00	\$ 2,940.41	\$ 2,442.90
E20	Vehicle Expense	\$ 21,200.00	\$ 15,000.00	\$ 18,308.73	\$ 6,755.19
E30	Supply Expense	\$ 23,540.00	\$ 31,590.00	\$ 28,999.92	\$ 11,820.31
E40	Operations Expense	\$ 6,200.00	\$ 5,250.00	\$ 5,190.43	\$ 4,383.31
E55	Professional Services	\$ 101,250.00	\$ 75,250.00	\$ 44,380.07	\$ -
E60	Miscellaneous Expense	\$ -	\$ -	\$ -	\$ -
E62	Intergovernmental Tsfr	\$ -	\$ -	\$ -	\$ -
E68	Donation Expense	\$ -	\$ -	\$ -	\$ -
E70	Grant Expense	\$ -	\$ -	\$ -	\$ -
E72	Bond Expense	\$ -	\$ -	\$ -	\$ -
E80	Fixed Assets	\$ -	\$ -	\$ -	\$ -
E85	Interest Expense	\$ -	\$ -	\$ -	\$ -
E90	Construction Projects	\$ -	\$ -	\$ -	\$ -
	Totals	\$ 415,580.74	\$ 389,449.73	\$ 320,431.10	\$ 229,428.42

Capital Improvement Plan in line 080-0140-5571 for \$70,000

Utility Feasibility Study in line 080-0140-5571 for \$30,000

City of Bryant, AR 2022 Budget Book

Historical Review of 515 Stormwater Capital Enterprise Fund

Out of 515 Stormwater Capital Fund

	Budgeted/E stimated	Vendors/Engineers	Encumbered as of 9/24/21 in 515 Fund	Spent in 2017	Spent in 2018	Spent in 2019	Spent in 2020	Spent in 2021	Total since 2017
5808 Vehicles and Equipment				68,101	29,000				97,101
August Cove	75,000			164,991					164,991
Bame to White Blossom						11,250	750		12,000
Boone estimated at \$600,000									0
Bridgeport						45,455			45,455
Cambridge				6,500					6,500
Carrywood/Raintree Acres Proj 2.6.8		Garver, Garnat, Scurlock	307,341			3,638	39,088	160,056	202,783
Debswood		JcCon	4,900					5,900	5,900
Dogwood	125,000	Redstone				73,849	4,290		78,139
Hanover/Other/Span Rd.		Gene Summers	71,968					71,997	71,997
Henson/Ozark		Redstone, McC, Jcon, Scurlock				10,578	64,459	15,531	90,568
Hidden Creek		McC					8,156		8,156
Hilltop/Springhill Intersection		Redstone, Garnat, Pinac	271,095				5,300	13,176	18,476
Jon Drive		Conso Pipe							12,370
Lexington					18,030	5,971			24,001
Mills Park Rd		McC	24,700				21,721	71,258	92,979
Monticello					1,415	147,759			149,174
Northlake	484,000						3,900	19,900	23,800
Oak Glenn/Coral Tree/Rogers/Span								3,562	3,562
Richland park				210,500	5,202				215,702
Robinwood		McC					134,326		134,326
Stillman Loop		McC				9,557	7,000		16,557
StoneyBrook					8,360	2,776			11,136
Target Parking Lot						17,289			17,289
Westpoint/Hensley						6,300	26,783		33,083
Woodland Park							8,313		8,313
Timbercreek							66,533		66,533
Totals	684,000		680,003	450,092	74,377	334,422	390,620	361,379	1,610,891

(A)

	2016	2017	2018	2019	2020	2021	Total
500-0140-4567 SW In Lieu	1,500.00	46,565.00	6,500.00	91,586.87	2,800.00	22,730.00	171,681.87
500-0140-4568 SW Residential	138,822.00	243,074.63	248,889.00	246,249.00	244,158.65	243,212.90	1,364,406.18
500-0140-4569 SW Business	17,130.00	32,500.00	32,412.00	42,018.00	44,365.80	44,850.00	213,275.80
515-0140-4850 SW Int	14.40	91.29	60.44	140.72	297.22	71.84	675.91
@	157,466.40	322,230.92	287,861.44	379,994.59	291,621.67	310,864.74	1,750,039.76
500-0140-5622 SW Transfer	132,865.00	344,276.63	264,515.00	379,307.87	291,246.45	309,041.00	1,721,251.95
@	24,601.40	(22,045.71)	23,346.44	686.72	375.22	1,823.74	28,787.81
515-0140-1000 just deposits	135,341.32	344,367.92	264,575.44	879,448.59	294,387.27	309,112.84	2,227,233.38
@	(2,476.32)	(91.29)	(60.44)	(500,140.72)	(3,140.82)	(71.84)	(505,981.43)
				*\$500K Transfer from GF			
515-0140-5816 Infrastructure	0.00	381,991.78	45,376.56	334,422.10	390,620.32	361,379.32	1,513,790.08
515-0140-5808 Vehicles/Equip	0.00	68,100.62	29,000.00				97,100.62
Total Capital Spend	0.00	450,092.40	74,376.56	334,422.10	390,620.32	361,379.32	1,610,890.70
Cash 1000	157,466.40	29,604.92	243,089.80	788,662.29	689,663.64	639,149.06	778,298.12
@	135,341.32	29,616.84	221,639.52	782,246.76	667,259.16	624,175.33	
	22,125.08	(11.92)	21,450.28	6,415.53	22,404.48	14,973.73	

(A) Note that double these amounts are also budgeted in the Proposed 2022 budget under the Street Fund 080-0800-5828 with an additional \$232K for Northlake and note further that the city is exploring obtaining a grant to help fund this Northlake Project. Also historically double these amounts shown were spent on these projects because another half was spent out of the Street Fund.

City of Bryant, AR 2022 Budget Book

Enterprise Funds

The City has a major Enterprise Fund called the Utility Revenue Fund shown as number 0500. This fund started out housing the collections of the water payments on the utility bills; however, now both stormwater and wastewater funds are collected through this fund as well. Any Enterprise Fund revenues are collected through this fund and then distributed out to their separate funds via transfers.

Additionally, Fund 0510 Utility Operating shows both the water expenses and the wastewater expenses in respectively departments 0900 and 0950. The water expenses are derived from the treatment and distribution of water to approximately 9000 customers. The Water department received its water from the Central Arkansas Water Authority in Little Rock, Arkansas. The expense to pay for the water is listed under the supplies category.

In 2016 the City added a new enterprise fund, one for Stormwater capital costs. The city collects on the Utility bills \$3.00 from all residential customers and \$6.00 from all commercial customers to help fund capital projects associated with stormwater issues. This is fund 515.

The Water and Wastewater Divisions had Twenty Year Master Plans completed by Crist Engineering in 2008. The Public Works and Finance Directors have been reviewing these documents for possible inclusion into this document as Appendices. We would like to have all the future plan documents in one place for easy reference. However, first we want to review these documents to see how our current 2021 outlook lines up with the estimates and projections and completion schedules within these documents.

Over the past couple of years our Public Works Department has been striving to move from using all contractors to doing some work "in house." The City has attempted to hire additional employees to do this work. See below a list of "in house" projects planned for the 2022 year. Note the City received ARPA money which can be used for Water and Wastewater projects but could also potentially be used for Street projects. Depending on the final determination of the usage is whether or not certain other projects will need to be outsourced and funded via bonding.

Street/Stormwater

916 Shobe Rd
Midtown Subgrade/overlay
N. Prickett subgrade/overlay
Johnswood subgrade/overlay
Meadow Creek Drainage
Millspark Bridge/Boswell Bridge Sediment Removal
Sidewalk, Curb/Gutter BPW/Hunter Lee

Wastewater

Stivers 3 manholes, 4000' Pipe Burst and a Force Main
Vicki 1022' Open Cut
E. Meadowbrook/E. Robinwood, 3 manholes

Wastewater Department

- The Wastewater Plant is located at 7064 Cynamide Drive

The Water and Wastewater Committee (WSAC) meets on the first Tuesday of each month at 6:00 pm.



Water
Superintendent
Josh Evans

Chief Plant Manager Gregg
Asher

Field Supervisor
Frankie Glover

Chief Plant Operator OPEN

Maintenance Utility
Worker II Tim Price

Maintenance
Utility Worker
II Justin Davis

Maintenance
Utility Worker II
OPEN

Wastewater
Equipment
Operator Justin
Causey

Wastewater
Treatment
Operator NEW
OPEN

Maintenance Utility
Worker II Jose
Tobias

Repair Utility
Worker I Matt
Hawkins

Maintenance
Utility Worker I
Robert Green

Wastewater
Equipment
Operator Dale
Watkins

Wastewater
Lab Tech. NEW
OPEN

Maintenance Utility
Worker I David
Stephens

Equipment
Operator NEW
OPEN

P&C Manager
OPEN

Wastewater
Equipment
Operator Gary
Smith

Wastewater
Equipment
Operator
Jeffrey Sledd

Maintenance Utility
Worker I OPEN

Maintenance
Utility Worker
I NEW OPEN

- 2021 Wastewater Accomplishments:
1. Completed over 1800 Work Orders with 74 being after hour callouts.
 2. Processed 9.5 mil gallons of waste sludge (producing 1659 tons of dewatered cake disposal).
 3. Discharged over 828 mil gallons of effluent
 4. Completed 1612 feet of pipebursting on the Justus Loop and Henson Place Projects.
 5. Completed CAO Project, Dell Creek, replaced 914 feet of 10 inch line with 15 inch line.
 6. Inspected and cleaned over 120,000 feet of the collection system pipeline.
 7. Completed a manhole replacement at Whispering Pines.
 8. Implemented a rootsaw program to regulate problematic areas.

- 2022 Wastewater Goals:
1. Complete the Shobe Road Force Main relocation project.
 2. Continue to upgrade current infrastructure as needed at Lift Stations.
 3. Raise 10 manholes above flood lines to assist in mitigation of I&I.
 4. Obtain Class II Wastewater licenses for all WW employees.
 5. Continue to achieve progress on CAO CIP for Wastewater Collections System.
 6. Implement and update new Tyler Software Inventory Control Module to produce real time reports.
 7. Updated the 20 year Master Plan .

Water Department



Water Superintendent Bryce J. Rimmer

Field Supervisor NEW OPEN

Utility Worker I Kayla Wilson

Equipment Operator John Boyette

Utility Worker I Jared Reedy

Equipment Operator Jeremy Cogburn

Utility Worker I Ken Gorden

Equipment Operator OPEN

- 2021 Water Accomplishments:
1. Implemented a valve exercising program.
 2. Implemented a hydrant maintenance program.
 3. Updated Iworqs inventory control module to include current product available for use.
 4. updated Iworqs water valve and water line infrastructure within the Edge Software.
 5. Installed water mixing chlorination system for south pressure plan.
 6. Connected water lines on NE 1st and NW 3rd to improve water pressure and freshness of water through mainstream circulation.
 7. Installed new credit card readers and new computers for the billing department.
 8. Updated the back flow prevention program (RPZ - Reduced Pressure Zone).

- 2022 Water Goals:
1. Upgrade and include a new water connection to the Heart Hospital as part of the city of Bryant's 20 year master plan.
 2. Create and implement processes for emergency water connection in conjunction with water users LLC.
 3. Connect water lines located at NE2nd to improve water pressure and freshness.
 4. Continue to upgrade water lines located in the Indian Springs Mobile Home Park Community.
 5. Purchase and install a new water billing kiosk for the Lobby.
 6. Continue to obtain water distribution licenses for all employees.
 7. Update 20 year Master Plan.

City of Bryant, AR 2022 Budget Book

Water & Wastewater					
Revenues					
Cat.	Description	2022 Approved	2021 Budget	2021 Estimated	2020 Actuals
R10	Taxes - Sale	\$ -	\$ -	\$ -	\$ -
R15	Taxes - Property	\$ -	\$ -	\$ -	\$ -
R20	Licenses Permits & Fees	\$ -	\$ -	\$ -	\$ -
R30	Membership Fees	\$ -	\$ -	\$ -	\$ -
R33	Rental Fees	\$ -	\$ -	\$ -	\$ -
R36	Park Program Fees	\$ -	\$ -	\$ -	\$ -
R40	Fines & Forfeitures	\$ -	\$ -	\$ -	\$ -
R50	Sale of Services	\$ 10,960,035.00	\$ 9,443,535.00	\$ 8,990,667.09	\$ 7,879,416.25
R60	Miscellaneous Revenue	\$ 85,200.00	\$ 85,200.00	\$ 143,641.84	\$ 111,751.69
R62	Intergovernmental Tsfrs	\$ 7,564,000.00	\$ 8,464,000.00	\$ 8,883,652.00	\$ 8,600,000.00
R64	Reimbursement	\$ -	\$ -	\$ -	\$ -
R66	Sale of Equipment	\$ -	\$ -	\$ -	\$ -
R70	Grant Revenue	\$ -	\$ -	\$ -	\$ -
R74	Sponsorships	\$ -	\$ -	\$ -	\$ -
R85	Interest Revenue	\$ -	\$ -	\$ -	\$ -
Totals		\$ 18,609,235.00	\$ 17,992,735.00	\$ 18,017,960.93	\$ 16,591,167.94

Expenses					
Cat.	Description	2022 Approved	2021 Budget	2021 Estimated	2020 Actuals
E01	Personnel Expense	\$ 2,941,380.31	\$ 2,278,911.30	\$ 2,083,483.01	\$ 2,199,404.44
E10	Building & Grounds Exp	\$ 761,009.20	\$ 690,802.00	\$ 617,552.97	\$ 573,855.20
E20	Vehicle Expense	\$ 286,157.96	\$ 183,800.00	\$ 202,702.06	\$ 164,071.78
E30	Supply Expense	\$ 2,582,988.92	\$ 2,259,307.00	\$ 2,230,569.92	\$ 2,155,078.82
E40	Operations Expense	\$ 816,916.00	\$ 462,900.00	\$ 549,796.66	\$ 474,368.69
E55	Professional Services	\$ 197,906.08	\$ 141,201.00	\$ 150,012.42	\$ 153,258.24
E60	Miscellaneous Expense	\$ 120,490.00	\$ 130,990.00	\$ 211,086.64	\$ 81,521.33
E62	Intergovernmental Tsfr	\$ 8,174,000.00	\$ 8,160,500.00	\$ 8,670,455.38	\$ 9,192,600.07
E68	Donation Expense	\$ -	\$ -	\$ -	\$ -
E70	Grant Expense	\$ -	\$ -	\$ -	\$ -
E72	Bond Expense	\$ 115,999.92	\$ 1,237,516.00	\$ 112,710.74	\$ 113,054.38
E80	Fixed Assets	\$ 8,749,950.00	\$ 3,787,871.88	\$ 996,762.61	\$ 4,008,050.22
E85	Interest Expense	\$ 407,473.00	\$ 495,322.00	\$ 332,994.44	\$ 346,790.51
E90	Construction Projects	\$ -	\$ -	\$ -	\$ -
Totals		\$ 25,154,271.39	\$ 19,829,121.18	\$ 16,158,126.85	\$ 19,462,053.68

City of Bryant, AR 2022 Budget Book

Fund	Dept	Account	Account Description	Budget Line Description	2022 Proposed	2021 Budget	2020 Actuals
5	200	4100	Designated Tax - AC	.05% increase based Sept 2021 Sales Tax YTD	\$593,834.00	\$500,004.00	\$512,389.44
5	400	4100	Designated Tax - Park	.05% increase based Sept 2021 Sales Tax YTD	\$593,834.00	\$500,004.00	\$512,389.44
5	500	4100	Designated Tax - Fire	.05% increase based Sept 2021 Sales Tax YTD	\$1,484,584.00	\$1,250,004.00	\$1,280,973.65
5	600	4100	Designated Tax - Police	.05% increase based Sept 2021 Sales Tax YTD	\$1,484,584.00	\$1,250,004.00	\$1,280,973.65
5	800	4100	Designated Tax - Street	.05% increase based Sept 2021 Sales Tax YTD	\$1,781,501.00	\$1,500,000.00	\$1,537,168.28
2	100	4105	One Cent Sales Tax	.05% increase off Sept 2021 sales Tax	\$5,938,336.00	\$4,824,000.00	\$5,123,894.46
45	400	4110	Park 1/8 Sales Tax	.05% increase based Sept 2021 Sales Tax YTD	\$742,292.00	\$600,000.00	\$640,486.82
55	500	4120	Fire 3/8 Sales Tax	.05% increase based Sept 2021 Sales Tax YTD	\$2,226,876.00	\$1,800,000.00	\$1,921,460.39
51	500	4150	State Turnback	funds received from Act 833 program	\$20,000.00	\$20,000.00	\$25,185.96
62	600	4402	Act 988 of 1991 Revenue		\$12,000.00	\$12,000.00	\$8,922.75
30	300	4404	Act 1256 Civil Division		\$71,250.00	\$71,250.00	\$48,840.00
30	300	4406	Act 1256 District Court Rev		\$330,000.00	\$330,000.00	\$328,193.52
31	300	4408	Act 1809 of 2001 Revenue		\$29,426.00	\$29,426.00	\$33,847.00
61	600	4410	Admin of Justice Revenue		\$15,000.00	\$15,000.00	\$16,111.68
68	600	4418	Drug Seizure Revenue		\$2,500.00	\$2,500.00	\$7,010.92
3	100	4502	AT&T / SW Bell Franchise Fee		\$150,000.00	\$150,000.00	\$79,736.19
3	100	4506	Centerpoint Energy Franchise Fee		\$200,000.00	\$200,000.00	\$191,331.25
3	100	4508	Fidelity Franchise Fee		\$15,000.00	\$15,000.00	\$20,587.78
3	100	4510	Comcast Cable Franchise Fee		\$75,000.00	\$75,000.00	\$73,261.35
3	100	4526	Entergy Franchise Fee		\$600,000.00	\$600,000.00	\$600,357.74
3	100	4528	First Electric Franchise Fee		\$275,000.00	\$275,000.00	\$325,547.35
3	100	4564	Windstream Franchise Fee		\$15,000.00	\$15,000.00	\$13,721.45
114	100	4610	Loan Proceeds from Sales Tax	Sales Tax from State 4/8 .05% increase based Sept 2021 Sales Tax YTD	\$2,969,168.00	\$2,500,044.00	\$2,561,947.24
110	100	4623	Xfer from Other Fund	based on budget thru Aug of 2021 bond transfers needed	\$375,000.00	\$375,500.00	\$338,395.85
604	0	4623	Xfer from Other Fund		\$575,000.00	\$575,000.00	\$575,000.00
515	140	4625	Xfer from Water Revenue Fund	Total of three Res, Comm and Fees from Billing Transfers	\$308,000.00	\$294,500.00	\$291,246.45
525	950	4625	Xfer from Water	Dep \$20K a Month from Angela 2019 avg of Depreciation Transfer	\$217,000.00	\$217,000.00	\$217,000.00
550	900	4625	Xfer frWaterOrd1997-3, 2010-18	equals customer service xfer from fund 500 above Water Impact	\$35,000.00	\$35,000.00	\$35,000.00
555	950	4625	Xfer from Water Ord 1997-03	Sewer Impact Fees	\$50,000.00	\$50,000.00	\$50,000.00
185	800	4627	Xfer from Other	From Franchise Fee Fund 003	\$649,000.20	\$649,000.20	\$618,171.51
200	200	4680	Donation Revenue Ord 2011-24		\$2,500.00	\$2,500.00	\$8,013.69
2	100	4850	Interest Revenue		\$250.00	\$250.00	\$704.19
3	100	4850	Interest Revenue		\$300.00	\$300.00	\$853.41
5	100	4850	Interest Revenue		\$700.00	\$700.00	\$410.03
20	200	4850	Interest Revenue		\$5.00	\$5.00	\$17.60
31	300	4850	Interest Revenue		\$20.00	\$20.00	\$31.11
45	400	4850	Interest Revenue		\$30.00	\$30.00	\$61.78
50	500	4850	Interest Revenue		\$0.00	\$0.00	\$0.00
51	500	4850	Interest Revenue		\$15.00	\$15.00	\$24.22
55	500	4850	Interest Revenue		\$100.00	\$100.00	\$71.34
61	600	4850	Interest Revenue		\$10.00	\$10.00	\$9.21
62	600	4850	Interest Revenue		\$10.00	\$10.00	\$10.77
68	600	4850	Interest Revenue		\$5.00	\$5.00	\$8.44
114	400	4850	Interest Revenue		\$0.00	\$0.00	\$2,214.28
30	300	5072	Act 1256 Judge Retirement		\$5,200.00	\$5,200.00	\$4,738.08
30	300	5400	Act 316 of 1991 Expense		\$250.00	\$250.00	\$217.44
51	500	5410	Act 833 Expense	17 of 49 sets of turnout gear needed 1/3 from Springhill and Des Tax later i	\$63,620.00	\$15,000.00	\$11,631.91
30	300	5415	Act 918 of 1983 Expense		\$17,500.00	\$17,500.00	\$16,111.68
62	600	5420	Act 988 Expense	Maybe a camera or two	\$12,000.00	\$12,000.00	\$3,774.18
30	300	5425	Act 1256 Co Admin of Justice		\$140,500.00	\$140,500.00	\$128,899.20
30	300	5430	Act 1256 Court Costs		\$15,250.00	\$15,250.00	\$14,172.48
30	300	5435	Act 1256 City Attorney		\$28,500.00	\$28,500.00	\$26,288.16
30	300	5440	Act 1256 DFA (State)		\$167,250.00	\$167,250.00	\$164,425.05
30	300	5445	Act 1256 Ordinance 89-15		\$26,000.00	\$26,000.00	\$23,599.20
30	300	5495	Act 1256 Intoximeter Expense		\$900.00	\$900.00	\$805.68
20	200	5580	AC Donation Expense	Used Primarily for Out of State Transport Costs	\$5,000.00	\$5,000.00	\$1,529.84
61	600	5600	Miscellaneous Expense		\$15,010.00	\$15,010.00	\$6,373.21
68	600	5600	Miscellaneous Expense	State Drug Account	\$2,505.00	\$2,505.00	\$0.00
700	150	5600	Miscellaneous Expense	Old AP Money carried over waiting on Alcoa 40 Pav/Restrooms	\$232,000.00	\$217,194.93	\$276,073.99
31	300	5608	Software - New & Renewals		\$40,000.00	\$40,000.00	\$32,332.99
2	100	5620	Xfer to General	Transferring entire years budget during the year	\$5,938,336.00	\$4,824,000.00	\$4,800,000.00
3	100	5620	Xfer to General		\$175,000.00	\$175,000.00	\$175,000.00
5	200	5620	Xfer to General - AC	.05% increase based Sept 2021 Sales Tax YTD	\$593,834.00	\$500,004.00	\$480,000.00
5	400	5620	Xfer to General - Park	.05% increase based Sept 2021 Sales Tax YTD	\$593,834.00	\$500,004.00	\$480,000.00
5	500	5620	Xfer to General - Fire	.05% increase based Sept 2021 Sales Tax YTD	\$1,484,584.00	\$1,250,004.00	\$1,200,000.00
5	600	5620	Xfer to General - Police	.05% increase based Sept 2021 Sales Tax YTD	\$1,484,584.00	\$1,250,004.00	\$1,200,000.00
45	400	5620	Xfer to General	.05% increase based Sept 2021 Sales Tax YTD	\$742,292.00	\$600,000.00	\$600,000.00
55	500	5620	Xfer to General	.05% increase based Sept 2021 Sales Tax YTD	\$2,226,876.00	\$1,800,000.00	\$1,800,000.00
3	800	5622	Xfer to Fund 185	Debt Payments to First Security Trust for Street Debt	\$649,000.20	\$649,000.20	\$615,967.43
5	800	5622	Xfer to Street	.05% increase based Sept 2021 Sales Tax YTD	\$1,781,501.00	\$1,440,000.00	\$1,440,000.00

City of Bryant, AR 2022 Budget Book

114	400	5626 Xfer to other fund		\$375,000.00	\$375,500.00	\$334,819.00
604	0	5626 Xfer to Other		\$575,000.00	\$575,000.00	\$575,000.00
114	0	5722 Bond Principle Pmt	Paid by Regions Trustee amt off budget book debt schedule	\$700,000.00	\$1,480,338.00	\$1,025,359.76
185	800	5722 Bond Principal Pmt	First Security Bond Schedule in budget book	\$360,000.00	\$336,000.00	\$345,999.76
114	0	5724 Bond Fees	\$950 to Friday, Eldrige and Clark	\$950.00	\$0.00	\$3,100.00
185	800	5724 Bond Fees	First Security	\$1,008.00	\$1,008.00	\$999.96
604	0	5724 Bond Fees	\$166.67 each month to First Security	\$2,000.04	\$2,000.04	\$0.00
185	800	5750 Interest Expense	First Security Bond Schedule in budget book	\$278,493.76	\$312,000.00	\$293,719.00
515	140	5816 Fixed Assets - Infrastructure	50% ST Projects. Northlake, Dogwood/WhiteBlossom, Augusta Cove	\$684,000.00	\$1,047,529.15	\$390,620.32
114	0	5850 Interest Expense	Paid by Regions Trustee amt off budget book debt schedule	\$778,975.00	\$0.00	\$762,309.00
187	800	5900 Construction Projects	Bryant Parkway 2016 Sales and Use Bond Project	\$2,000,000.00	\$2,000,000.00	\$1,290,336.64
Total Revenues				\$21,839,130.20	\$18,736,181.20	\$19,631,583.13
Total Expenses				\$22,197,753.00	\$19,826,451.32	\$18,524,203.96
Difference				(\$358,622.80)	(\$1,090,270.12)	\$1,107,379.17

City of Bryant, AR 2022 Budget Book

Major Vendor List

* Under Contract, Sole Source, State Bid Contract Pricing, TIPS/TAPS, etc. D = paid by DRAFT

- Ark Departments of Finance, Health and Transportation etc.
- * Ark Municipal League for Various Items and Programs
- Ark Public Employees Retirement System (APERS)
- AR on site
- D AT&T for PD Phone
- Action Electric
- ACIC (Arkansas Crime Information Center)
- Advanced Security
- Amazon Prime Business
- * American Fidelity
- Atco International
- Axon – Tasers
- *D Bonds - Regions, First Security
- D Boston Mutual
- * Boys & Girls Club
- * Baptist Health Clinic for Physicals
- *D Blue Fin for Utility Payments on Credit Cards
- Bulkhalter
- * Canon for Copiers - DeLage Landen Fin Services
- *D Centerpoint for Gas
- * CDW - Sole Source for IT
- *D Central Arkansas Water - Utility Billing Services
- * Chamber of Commerce - Bryant
- * Civic Plus for the City Website
- * Civic Rec replaced Activenet in 2018
- CJI (Criminal Justice Institute)
- Clarity Pools
- D Clearant
- * Clifford (for Generator Maintenance)
- D Comcast for TV and back up Internet
- Commercial Air
- Complete Computing
- Consolidated Pipe
- County - Special Elections
- * Cranford - Bid Out no other Respondents for Street Asphalt
- * Crews
- CRIMESTOPPERS
- * Crist Engineering
- * Cruse Uniforms (PD)
- Custom Advertising
- * DB Squared JESAP
- * DeGray Water Agreement - USACE Finance Center
- Dell for IT
- * Dusty Mop
- Eagle Electric
- * ELC Lawn Care
- * Eliant Solutions Inc. for IT
- Employment Solutions
- * Employee Assistance Plan
- * Enterprise for Vehicles
- *D Entergy
- Everett
- *D Fidelity for Internet
- *D First Electric
- * Friday, Eldridge & Clark for Bond Counsel
- Garnat
- * Garver Engineering
- * Gary Williams
- * Granite Mountain - Bid Out no Bid - Gravel, Ballast, etc.
- Gene Summers Construction
- GovDeals
- Gym Masters
- Harcros
- D Heartland Clark
- * Historic Society
- Homemark
- * Humane Society of Saline County
- * Iworqs - Work Orders for Code, PW, Animal and Planning
- In Traffic
- IT on the Go (Courts)
- D Itransact
- D Internal Revenue Service (IRS)
- * Jack Tyler Engineering for WWTP - Sole Source
- Jacor
- Jebidiah Sawyer Tree Services
- JCI
- * Jcon - BID OUT Concrete
- * JWCK for Audit Services
- Landscape Structures
- Linage
- D Local Fire and Police Retirement System (LOPFI)
- *D Leases - First Security, Regions
- LeadsOnline
- LESO (Law Enforcement Support Organization)
- LR Winwater
- Martin Marietta
- Metro Plan
- McClelland Engineering
- Middleton Heat & Air - HVAC Services
- * Motorola for PD
- * MSI for Courts
- * Mueller for Water.WW
- Municipal Emergency Services
- * NationWide for Retirement Options
- * Northern Oil
- * Open Gov
- * Pepsi Cola for Parks
- Pettus Office Products
- * Pitney Bowes for Postage machine
- PM AM HCM (Human Capital Mgn for PD)
- * Pro Chem - certain items on contract, certain sole source
- *D Regions - Credit Cards and Banking Services
- Republic Services for Sanitation for Certain Depts
- Revcord
- ROCIC (Regional Organized Crime Information Center)
- * SAF Coat for Parks - Regional Sole Source
- *D Salem Water for Fire Station
- Saline County - Public Water Authority, Regional Solid Waste and Treasurer
- Saline Courier
- * Senior Center
- * Shred It
- * Sir Speedy Newsletter
- * Skybox White River (9/2019 started) for Landline Phone Services
- * Spillman
- * Springbrook/Accela - General Ledger Software
- * State - Sales Tax and Surcharge
- * Stephens
- * SunBelt
- * Symmetry for Parks Bulk Natural Gas
- Teeco Safety
- * Thomas & Thomas for Arbitrage (now Landmark)
- Thomson Reuters (CLEAR)
- TLO
- * Tyler
- *D Valero Gas Cards for all City Vehicles, Wright Express
- * Verizon for Cell phones and internet
- Virtual Academy
- Walden Chemicals
- Waste Management for Sanitation for Certain Depts
- WatchGuard
- * West Law for Legal and PD

Note: State Statute (A.C.A 14-58-303b)(2)(B) says that bids are not required on motor fuels, oil, asphalt, asphalt oil, natural gas and in some cases on motor vehicles.

City of Bryant, AR 2022 Budget Book

Salaries, Wages, Benefits Allocation Review

It is a very common practice for shared cost centers in Administration or a general fund of a city to be allocated out to other funds. In the case of the City of Bryant services provided by the departments outlined below - Finance, HR, Attorney, Mayor, City Clerk, Information Technology, and Engineering - are provided to the other departments but the costs associated with their payroll are housed in Administration. To more accurately reflect these costs where they are utilized the Salaries, Wages, and Benefits Calculation is performed each budget season and an agreed upon amount is charged back to the other departments to reflect these costs/usages.

SWB Allocation Review (Salaries, Wages, and Benefits of Admin Staff)

In October of 2020 Department Heads from the seven depts shown below across the top of the chart from Admin were asked to divide 100% of their time amongst all the depts. It was determined there were no changes for 2022.

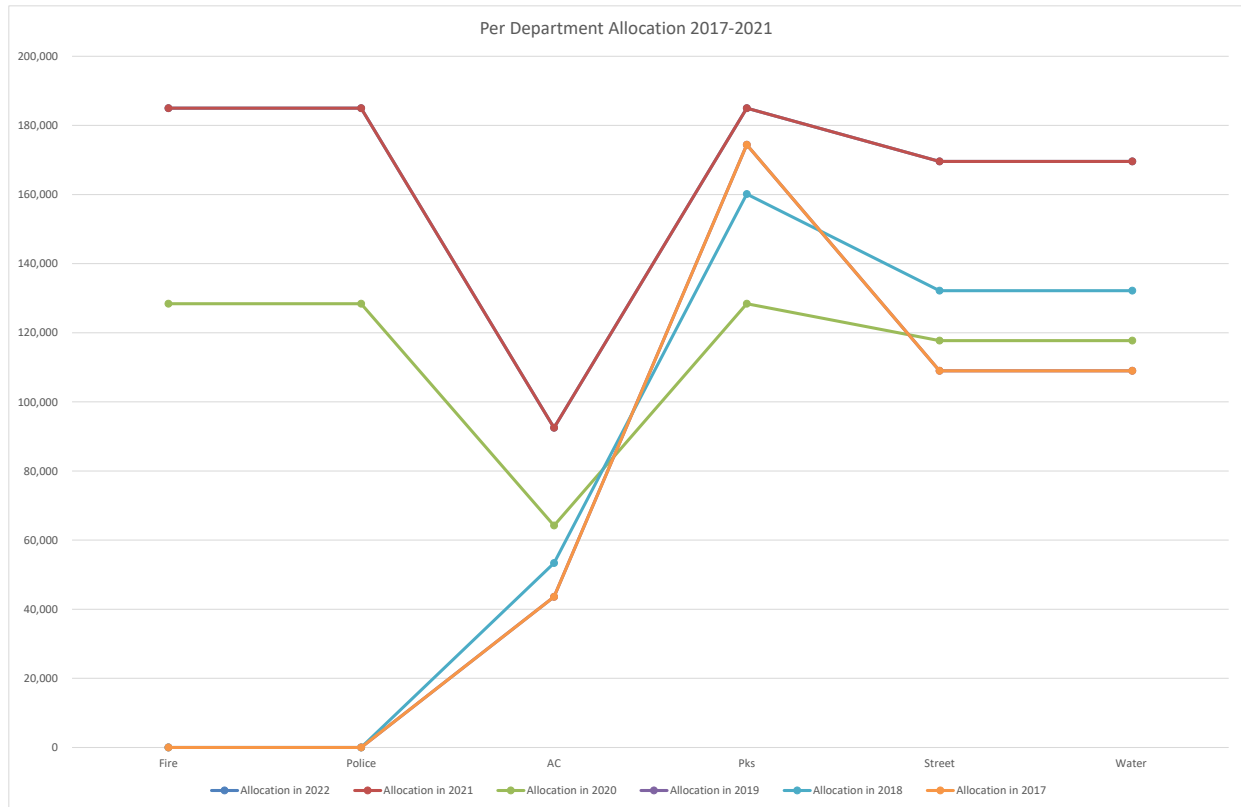
		FIN	HR	ATT	MAY	CC	IT	ENG	total	Div by 7						Rounded
100	Admin	5.00	8	20.00	9.10	5.00	20.50	5.00	72.60	10.37						
120	Planning	2.00	2	10.00	9.09	10.00	0.10	10.00	43.19	6.17						
200	Animal	5.00	4	2.00	9.09	5.00	2.50	2.00	29.59	4.23						92,493
300	Courts	2.00	2	15.00	9.09	0.00	0.00	2.00	30.09	4.30						
400+	Parks	10.00	20	10.00	9.09	20.00	7.00	10.00	86.09	12.30						184,986
500+	Fire	10.00	20	5.00	9.09	20.00	10.50	7.00	81.59	11.66						184,986
600+	Police	10.00	20	5.00	9.09	5.00	36.70	2.00	87.79	12.54	25.00	25.57	Unallocated			184,986
700+	Code	2.00	4	8.00	9.09	5.00	3.00	2.00	33.09	4.73	42.00	40.72	Govt Des Tax Allocated			
800+140	Street and Storm	18.00	8	10.00	9.09	10.00	4.20	20.00	79.29	11.33	33.00	33.71	PW %			169,571
900	Water	18.00	6	10.00	9.09	10.00	10.00	20.00	83.09	11.87						169,571
950	WW	18.00	6	5.00	9.09	10.00	5.50	20.00	73.59	10.51						169,571
	Total	100	100	100	100	100	100	100	700	100						1,156,165

1,541,553.00 Accounts 5000-5057 no travel/train is included Council chose not to update this from 2021

508,712 so stre,w,ww each 169,571 508,712
 647,452 fire,pd,pks each 184,986 554,959 animal 92493.18
 385,388 unallocated

1,156,165 Representing salaries only

	Allocation in 2022	Allocation in 2021	Allocation in 2020	Allocation in 2019	Allocation in 2018	Allocation in 2017
Fire	184,986	184,986	128,400	0	0	0
Police	184,986	184,986	128,400	0	0	0
AC	92,493	92,493	64,200	43,600	53,375	43,600
Pks	184,986	184,986	128,400	174,400	160,125	174,400
Street	169,571	169,571	117,700	109,000	132,167	109,000
Water	169,571	169,571	117,700	109,000	132,167	109,000
WW	169,571	169,571	117,700	109,000	132,166	109,000
Total	1,156,165	1,156,165	802,500	545,000	610,000	545,000



City of Bryant, AR 2022 Budget Book

The City of Bryant started applying for the GFOA Budget Book Award in 2017. The City first received the Award for their 2018 Budget Book. Planning and long term goal setting have always taken place within the city but with the submission of the budget book these processes have begun to be more fully documented by the present City Finance Department.

The 2016 \$26 million dollar Bond issuance was under taken in part to fund two Fire Stations and several parks projects that had been planned for some time and in part were discussed in conjunction with a 2020 plan. These are all now complete except for the Bryant Parkway Street Project which was delayed by several external factors.

It was planned in both 2020 and 2021 to hold several joint meetings to begin to solidify a 2040 Plan between the City Chamber and the City's offices; however, because of COVID these meetings have been put on indefinite hold. On the City's side to start an informal process of listing items considered for General Fund for the next 20 years the Department heads were polled. Some of the items listed came from the feedback received from Department heads. We have been included this listing in the Budget Books for 2020, 2021 and now 2022.

The State of Arkansas mandates that General Funds be budgeted balanced each year excluding capital projects. In order for this to be clearly and transparently accomplished each year the Council has chosen to adopt the regular budget in December and then come back and adopt any capital in January or in later months.

This appendix for General Fund is not intended to provide for precise budgeting. The costs are estimates. Annually in the Budgeting process updates to the plan, deletions, additions, delays or other revisions may occur which will reflect changing community needs and resources. Only after incorporation in successive budgets or as approved separately by the City Council will these items be considered funded.

Some of the items contained here in this appendix will require on going operational costs and in some cases produce operational savings. However, given the speculative nature of these items these operational additional costs or savings have not been estimated at this time.

Some of the items discussed for the 2040 plan may require additional review or approval by the various city committees/commission including but not limited to Water/Wastewater, Parks, Community Development and Review, Planning Commission and also review or discussion or reciprocal agreements with the County or State. Additionally some may require public hearings.

City of Bryant, AR 2022 Budget Book

Bryant General Fund Capital and Maintenance Plan Template										
Bryant Parks										
5 year capital and maintenance plan										
Description	Estimated Cost \$	Schedule	2022	2023	2024	2025	2026	Subtotal	Park Totals	2021 Actual
Bishop Park										
Bishop Pavillion, Remainder from 2020										
Aquatic Center										
Pool Pack Dehumidifier - in progress, COVID Delays, Rolled to to 2022	50,000	2021								58,725
Repair Roof Panels in progress, COVID Delays, in Committee discussions	72,000	2021								0
Exterior Pool Chemical Storage (under estimate), in Committee discussion	40,000	2021								0
Mechanical Additions (Heaters & Circulation)	25,000	2022	25,000							
Non-Slip Flooring (paint on pool deck/tile in bh)	75,000	2022	56,000							
Ozone & Pool Chemistry Upgrades	140,000	2023		140,000						
Engineering/Design/Bidding/Inspection	20,000	2023		20,000						
Recoating Lap Pool & Therapy Pool		2021								44,720
Bishop Grounds & Center										
Replace Marquee	39,000	2021								43,524
Irrigation upgrades - infield softball, grass baseball	100,000	2022	100,000							
(A) Complex backstop netting not done with others before	20,000	2022	20,000							
Finish LED upgrade Sr center and BG Club	50,000	2022	50,000							34,000
Boone Rd cross walk and sidewalk	15,000	2022	15,000							
Reline parking lot	15,000	2022	15,000							
A complex restroom	150,000	2023		150,000						
Festival restroom	225,000	2023		225,000						
Asphalt Main Yard	150,000	2024			150,000					
Lake Charles Expansion/Storm Water Mgmt. est needed	0	2025								
Sleepy Village Drive Connection	400,000	2026					400,000			
Engineering/Design/Bidding/Inspection	40,000	2026					40,000			
Reynolds Property Acquisition	300,000	2025				300,000				
Timberline Trailers		2021								11,431
Bishop Park Disc Golf Baskets		2021								9,982
Upgrade Security Cameras		2021								31,070
Fencing & Gates for maintenance yard		2021								8,665
Screen & Recoat Gym Floors		2021								21,616
Picnic Tables for the BG Club		2021								5,714
Awning on the North Side of the Center		2021								8,776
Ashley Park Maintenance										
Pavillion										
Bathrooms (Funded by A&P Tax)	0	2021								50,460
Park Sign	0	2021								6,045
Playground (Funded by A&P Tax)	0	2021								113,785
Alcoa 40 Park Upgrades										
Bathrooms and Pavillion, in progress, COVID Delays - AP, rolled to 2022										
Engineering/Design/Bidding/Inspection in progress	16,000	2021								2,313
Grounds - Funded by TAP Grant with Parkway										
Res. 2020-06, 07 \$290,146.51 contract, state \$232,000										
Trail System Upgrades, to be completed in October	100,000	2021								290,426
Engineering/Design/Bidding/Inspection	45,000	2021								3,000
Removal of old Concession Stand, complete in October	15,000	2021								15,400
Park Sign		2021								6,045
Fields										
Expand Green Space	150,000	2023		150,000						
Fencing & Field Repair	50,000	2023		50,000						
Engineering/Design/Bidding/Inspection	\$ -	2023								
Skate Park	500,000	2024			500,000					
Midland Park Upgrades										
Field Lighting, \$71K approved out of AP Funds	230,000	2023		230,000						
Long Range Planning (Architecture) for Park Expansion	50,000	2023		50,000						
LED Security Lighting		2021								20,000
Mills Park Upgrades										
Playground Phase 2										
Courts Basketball Resurface	25,000	2022	25,000							
New expanded tennis/pickleball courts	300,000	2022	300,000							
From 2 courts to 3 - \$100,000 a piece										
Parking Lot Expansion	75,000	2022	75,000							
Pavillion Refurbish & Electrical	75,000	2022	75,000							
Trails - Asphalt ongoing resurfacing	100,000	2022-2026	20,000	20,000	20,000	20,000	20,000			
Two Park Signs		2021								12,090
Springhill Park Upgrade										
Replace Playground Equipment, done in October	150,000	2021								150,705
Fencing, rolled to 2022	6,000	2021								0
Bathrooms	150,000	2023		150,000						
Engineering/Design/Bidding/Inspection	6,000	2023		6,000						
Park Sign	5,000	2023		5,000						
Midtown Parks										
Engineering & Design	10,000	2023		10,000						
Fire Chief Park										
Engineering & Design	10,000	2024			10,000					
Totals By Year and in Total	4,330,280		951,000	1,206,000	680,000	320,000	460,000	PARKS TOTAL =	4,330,280	955,741
	4,381,700							Approved by Council in July 2021		346,704
	(51,420)	376,757	232,280					Approved by Council in April 2021		250,500
								AP Approved \$161,280 on Alcoa 40 Pavillion and \$71,000 on Midland Lights		609,037
Bryant City Hall (Admin) Animal Control, Courts, IT										
Multi year capital and maintenance considerations										
Description	Estimated Cost \$	Schedule	2022	2023	2024	2025	2026	Subtotal	Totals	Misc.
New City Hall	??	Undetermined								
New Animal Control Facility	5,000,000	Undetermined								
New Animal Control Transport Van	40,000		40,000							
New Animal Control Portable Building		2021								7,098
Finance/Water Billing Building Improvements	30,000		30,000							
New Server at City Hall	100,000		100,000							
Bryant Fire										

City of Bryant, AR 2022 Budget Book

Multi year capital and maintenance considerations										
Description	Estimated Cost \$	Schedule	2022	2023	2024	2025	2026	Subtotal	Totals	Misc.
Hwy 5/Hilltop RD Area Fire Station	3,000,000						3,000,000			
Equipment for Hwy 5/Hilltop RED Area Fire Station	760,000			760,000	X					
5 year cycle adding to our fire apparatus fleet				900,000						
Next in 2028 replace our big platform ladder truck and it will be minimum 1.5M										
1/3 of needed 49 sets of Turnout Gear	50,000		50,000							
Overhead Speaker and Radio System at HQ	24,000		24,000							
Replace roof on the PS Building at Roya Lane Split with Police	40,000		40,000							
Bryant Police										
Multi year capital and maintenance considerations										
Description	Estimated Cost \$	Schedule	2022	2023	2024	2025	2026	Subtotal	Totals	Misc.
New Police Headquarters	4,000,000									
Training facility (two lane range and simulator)	450,000		450,000							
Reseal and paint Parking Lot	10,000		10,000							
Replace aging Watchguard Units	100,000		100,000							
Replace the AC/Heat in 911	20,000		20,000							
Replace roof on the PS Building at Roya Lane Split with Fire	40,000		40,000							
Totals of CH, Fire and Police			904,000	1,660,000	0	0	3,000,000			

Three of the largest capital projects on the horizon in the next decade are a New or Significantly Improved City Hall, a new Fire Station up North and a New Animal Control Facility. It is likely the three of these items together will total over \$10million and will necessitate the issuance of Bonds to pay for them. Starting December 1, 2026 is the first time the Sales and Use Bond from 2016 can be called and/or considered for refinancing. It is possible we could go to a vote of the people at that time for refinancing this debt and pull out money and extend the Sales Tax to pay for these large improvements. This is something Council should be considering at this time.

Also keep in mind that if the \$1,855,000 listed here for General Fund Capital needs are approved in 2021 by Council it will drop our Days Available of Cash to 167 (determined as of 10/25/21 so does not count any overages or reductions in Sales Tax after that date)

Recommended be approved by Council in January 2022				Recommended be approved by Council in June of 2022 or Before open for Discussion			
Q1 - Mills New Expanded Tennis/Pickleball Courts	300,000	Amend 78 Con		Reseal and paint Parking Lot			10,000
New Animal Control Transport Van	40,000			Replace aging Watchguard Units			100,000
Q2 - Pavilion Refurbish and Electrical Mills	75,000			Finance/Water Billing Building Improvements			30,000
1/3 of needed 49 sets of Turnout Gear	50,000			New Server at City Hall			100,000
Overhead Speaker and Radio System at HQ	24,000			Q3 - Bishop Finshs LED Update at Sr. Center/BG Club			50,000
Replace roof on the PS Building at Roya Lane Split with Police	40,000			Q3 - Bishop Boone Rd. Crosswalk and sidewalk			15,000
Training facility (two lane range and simulator)	450,000	Amend 78 Con		Q3 - Bishop Reline Parking Lot			15,000
Replace the AC/Heat in 911	20,000			Q3 - Mills Playground Phase II			175,000
Replace roof on the PS Building at Roya Lane Split with Fire	40,000			Q3 - Mills Basketball Resurface			25,000
				Q3 - Mills Parking Lot Expansion			75,000
				Q4 - Bishop (A) Complex Backstop Netting			20,000
				Q4 - New Irrigation system for ball fields			100,000
				Q4 - Bishop Acquatics - Mechical Additions (Heaters and Cir)			25,000
				Q4 - Bishop Acquatics - Non Slip flooring & Ext Paint			56,000
Totals	1,039,000						796,000

Wastewater	
Ram 5500 Dually will replace 2007 Chevrolet 3500	\$60,000.00
Plate compactor for Cat 308	\$10,000.00
New Vac Truck (vendor undecided) will replace 2009 VacCon	\$500,000.00
John Deere 50G Excavator	\$68,000.00
John Deere 333 Skid Steer	\$75,000.00
BigTex 40' gooseneck trailer	\$20,000.00
Upgrade/Relocate Springhill & Northlake forcemain (capacity limitations) 2022	\$2,497,950.00
CAO - SSES, LR Station 5 improvements for capacity and operability improvement. 2022	\$600,000.00
CAO - SSES, Engineering Design and CEI Ref #9 - \$170k*50%=\$85k	\$85,000.00
CAO - SSES, Engineering Design and CEI Ref #8 - \$156k*50%=\$78k	\$78,000.00
CAO - SSES, Engineering Design and CEI Ref #6 - \$78k*50%=\$46.8k	\$39,000.00
CAO - Engineering Design and CEI - Ref #16 Misc Gravity System Improvements - \$90k	\$45,000.00
CAO - Engineering Design and CEI - Ref #15 Pump Station Rehab - \$45k*50%=\$22.5k	\$22,500.00
CAO - Capital Improvements to abate SSO's - Ref #6 - \$1,300k*50%=\$650k	\$650,000.00
CAO - Capital Improvements to abate SSO's - Ref #16 Misc Gravity System Improve	\$250,000.00
CAO - Capital Improvements to abate SSO's - Ref #15 Pump Station Rehab - \$250k*50	\$125,000.00
CAO - Capital Improvements to abate SSO's - Ref #4 Basin BR-03 - \$535k*50%=\$321k	\$267,500.00
Aerators for WWTP	\$80,000.00
Total	\$5,472,950.00

Water	
Ram 5500 with Service Body will replace 2014 Ford F350	\$50,000.00
Keiser Compressor	\$20,000.00
6" Godwin dry prime pump	\$50,000.00
Tank Mixers and Valves 2022	\$400,000.00
Meters 2022	\$40,000.00
Develop interconnection of water supply with Benton 2022	\$800,000.00
Additional water main crossing of I-30 at Springhill Road. Engineering Com	\$800,000.00
Total	2,160,000

Note in a little less than the 90 days to Budget Book Submission from original adoption on 12/14/21 the following has taken place regarding Capital and Large Maintenance items. The Roof at the Public Safety Complex was found to be covered by insurance.

Q1 - Mills New Expanded Tennis/Pickleball Courts	300,000	Amend 78 Con
New Animal Control Transport Van	40,000	Amend 78 Con
Training facility (two lane range and simulator)	450,000	Amend 78 Con
Q2 - Pavilion Refurbish and Electrical Mills	75,000	
1/3 of needed 49 sets of Turnout Gear	50,000	
Overhead Speaker and Radio System at HQ	24,000	
Replace the AC/Heat in 911	20,000	
Q3 - Bishop Boone Rd. Crosswalk and sidewalk	15,000	half GF/half Street
Field Lighting at Midland added by Council Feb 2022	345,000	

790,000 925,000 was approved via Amendment 78 most of the \$135K overage will go to the PD Facility.

185,000
408,500
593,500 Approximate total approved so far out of Generl Fund Savings in 2022

Leaving the following still to consider later in the year if Sales Tax continues to be strong and above estimates.

Reseal and paint Parking Lot	10,000
Replace aging Watchguard Units	100,000
Finance/Water Billing Building Improvements	30,000
New Server at City Hall	100,000
Q3 - Bishop Finshs LED Update at Sr. Center/BG Club	50,000
Q3 - Bishop Reline Parking Lot	15,000
Q3 - Mills Playground Phase II	175,000
Q3 - Mills Basketball Resurface	25,000
Q3 - Mills Parking Lot Expansion	75,000
Q4 - Bishop (A) Complex Backstop Netting	20,000
Q4 - New Irrigation system for ball fields	100,000
Q4 - Bishop Acquatics - Mechical Additions (Heaters and Cir)	25,000
Q4 - Bishop Acquatics - Non Slip flooring & Ext Paint	56,000
Total	606,000

\$175,000 was moved to 2023 to reapply for related grant funding

Upgrade/Relocate Springhill & Northlake forcemain (capacity limitations) 2022	\$2,497,950.00
Develop interconnection of water supply with Benton 2022	\$800,000.00
Additional water main crossing of I-30 at Springhill Road. Engineering Complete 2022	\$800,000.00

Note also that the following three large Water/WW projects were removed from the 2022 budget. Leaving \$2.2 Mil in WW and \$560k in Water. This is likely still too much to be covered without some type of additional financing. City leadership continues to explore its options for getting these projects completed.

City of Bryant, AR 2022 Budget Book

Appendix 4 - City Fee Schedule

Dept	Fee/Permit Description	Misc. - GL Code	Amount/Calculation
Com Dev	Accessory Building	Fee, 001-0700-4248	CASE WHEN ([Square Feet]*.14) > 40 THEN ([Square Feet]*.14) WHEN ([Square Feet]*.14) < 40 THEN 40 END
Com Dev	Act 474	Fee, 001-0700-4200	CASE WHEN .000475*(Project Cost)<1000 THEN .000475*(Project Cost) WHEN .000475*(Project Cost)>1000 THEN 1000 END
Com Dev	Amusement Permit	Fee, 001-0700-4204	100
Com Dev	Annex-App	001-0120-4206	125
Com Dev	Billboard Permit	Fee, 001-0700-4242	100
Com Dev	Building - Accessory Building	Fee, 001-0700-4248	CASE WHEN ([Square Feet]*.08) > 40 THEN ([Square Feet]*.08) WHEN ([Square Feet]*.08) < 40 THEN 40 END
Com Dev	Building-New Residential Building	Fee, 001-0700-4236	CASE WHEN ([Square Feet]*.14) > 150 THEN ([Square Feet]*.14) WHEN ([Square Feet]*.14) < 150 THEN 150 END
Com Dev	Building-Residential Addition, Remodel	Fee, 001-0700-4238	CASE WHEN ([Square Feet]*.14) > 100 THEN ([Square Feet]*.14) WHEN ([Square Feet]*.14) < 100 THEN 100 END
Com Dev	Burn Permit	Fee, 001-0700-4256	150
Com Dev	Business Permit - Temporary - Application Fee	Fee, 001-0700-4250	25
Com Dev	Commercial - Addition, Remodel	Fee, 001-0700-4210	CASE WHEN ([Square Feet]*.15) > 100 THEN ([Square Feet]*.15) WHEN ([Square Feet]*.15) < 100 THEN 100 END
Com Dev	Commercial - New Building	Fee, 001-0700-4228	CASE WHEN ([Square Feet]*.15) > 200 THEN ([Square Feet]*.15) WHEN ([Square Feet]*.15) < 200 THEN 200 END
Com Dev	Commercial Plan Review, STORMWATER DETENTION	Fee, 001-0700-4228	\$250
Com Dev	Conditional Use - Application Fee	Fee, 001-0700-4206	125
Com Dev	Demolition Permit	Fee, 001-0700-4212	100
Com Dev	Electrical - All electrical systems, new construction, additions, and accessory buildings	Fee, 001-0700-4214	CASE WHEN ([Square Feet]*.14) > 35 THEN ([Square Feet]*.14) WHEN ([Square Feet]*.14) < 35 THEN 35 END
Com Dev	Electrical - Alternative Energy Systems - Solar Panels, Fuel Cells, Wind Generators, (Enter # of systems)	Fee, 001-0700-4214	\$35+PLUS \$30 EACH ADDITIONAL SYSTEM
Com Dev	Electrical - Electrical systems, renovations, alternation and repairs (enter # of inspections)	Fee, 001-0700-4214	CASE WHEN fee amount > 2 THEN ((feeamount-2)*20)+35 WHEN fee amount <= 2 THEN fee amount*35 END
Com Dev	Electrical - Service only, service change outs, or Electrical Service Upgrades	Fee, 001-0700-4214	35
Com Dev	Electrical - Temporary Service Pole	Fee, 001-0700-4214	35
Com Dev	Electrical - TPP	Fee, 001-0700-4214	35
Com Dev	ELECTRICAL RE-INSPECTION	Fee, 001-0700-4214	35
Com Dev	FENCE PERMIT	Fee, 001-0700-4218	25
Com Dev	Gas - Serve Line Per Meter (Enter # of Meters)	Fee, 001-0700-4232	\$35 PER METER
Com Dev	Large Attendance Facility Permit	Alcohol Permit Fee, 001-0700-4258	1000
Com Dev	Liquor Manufacturing Permit- Vinous Liquors	Alcohol Permit Fee, 001-0700-4258	250
Com Dev	Liquor Manufacturing Permit-Spirituosous Liquors	Alcohol Permit Fee, 001-0700-4258	500
Com Dev	Mechanical - Boilers (Enter # of Boilers)	Fee	CASE WHEN fee amount=1 THEN 70 WHEN fee amount>1 THEN ((feeamount-1)*25)+70 END
Com Dev	Mechanical - Commercial Vent Hoods and Exhaust Systems (Enter # of Systems)	Fee, 001-0700-4220	CASE WHEN fee amount=1 THEN 60 WHEN fee amount>1 THEN ((feeamount-1)*15)+60 END
Com Dev	Mechanical - Duct Work (Enter # of Systems)	Fee, 001-0700-4220	CASE WHEN fee amount=1 THEN 70 WHEN fee amount>1 THEN ((feeamount-1)*35)+70 END
Com Dev	Mechanical - Heating & Cooling system for new construction, additions, and accessory buildings	Fee, 001-700-4220	CASE WHEN ((Heat and Cooled)*.14) > 70 THEN ((Heat and Cooled)*.14) WHEN ((Heat and Cooled)*.14) < 70 THEN 70 END
Com Dev	Mechanical - HVAC change out (Enter # of Units)	Fee, 001-0700-4220	CASE WHEN fee amount=1 THEN 70 WHEN fee amount>1 THEN ((feeamount-1)*35)+70 END
Com Dev	Mechanical - Remodel, Renovation, Alterations, Replacement and Repairs	Fee, 001-700-4220	40
Com Dev	Meter Charge	Water Impact and Connection	66
Com Dev	MOBILE HOME	Fee, 001-0700-4226	50
Com Dev	Monthly Sales Tax 10%	Sales Tax, 001-0700-4656	.10 PER DOLLAR SOLD
Com Dev	Noise Ordinance	Fee,	5
Com Dev	Off-Premises Caterer Permit	Alcohol Permit Fee, 001-0700-4258	250
Com Dev	On-Premises Consumption Permit - Restaurant	Alcohol Permit Fee, 001-0700-4258	CASE WHEN ((Seating Capacity))>100 THEN 1000 WHEN ((Seating Capacity))<100 THEN 500 END
Com Dev	On-Premises Consumption-Hotel, Motel	Alcohol Permit Fee, 001-0700-4258	CASE WHEN ((Number of Rooms))>100 THEN 1000 WHEN ((Number of Rooms))<100 THEN 500 END
Com Dev	Penalty Fee, 001-0700-4208 on BL after March 31st	001-0700-4208	CASE WHEN ((Number of Employees))<=10 THEN 37.50 WHEN ((Number of Employees))>10 AND ((Number of Employees))<=25 THEN 56.25 WHEN ((Number of Employees))>25 AND ((Number of Employees))<=75 THEN 93.75 WHEN ((Number of Employees))>75 AND ((Number of Employees))<=100 THEN 131.25 WHEN ((Number of Employees))>100 THEN 168.75 END
Com Dev	Permit for work in the street Right-Of-Way or City Easement	Fee, 001-0700-4230	50
Com Dev	Plumbing - Permit Fee	Fee, 001-0700-4232	35
Com Dev	Plumbing - Plumbing Fixtures (Enter # of Fixtures)	Fee, 001-0700-4232	\$5 PER FIXTURE
Com Dev	Plumbing - Systems for new construction, additions and accessory buildings	Fee, 001-0700-4232	CASE WHEN ((Heat and Cooled)*.14) > 40 THEN ((Heat and Cooled)*.14) WHEN ((Heat and Cooled)*.14) < 40 THEN 40 END
Com Dev	Plumbing - Water Heater (Enter # of water heaters)	Fee, 001-0700-4232	35
Com Dev	Private Club Monthly Sales Tax 5%	Sales Tax, 001-0700-4656	5% OF TOTAL ALCOHOL SALES
Com Dev	Private Club Monthly Sales Tax Late Fee	Sales Tax, 001-0700-4656	(Private Club Monthly Sales Tax 5%)*.1
Com Dev	Private Club Permit	Alcohol Permit Fee, 001-0700-4258	750
Com Dev	Re-Inspection (Enter # of Inspections)	Fee, 001-0700-4234	\$35
Com Dev	Re-Plat - Review Fee - 001-0120-4250	Fee, 001-0120-4250	((Number of Lots)*1)+25
Com Dev	Retail Beer and Light Wine Off-Premises Permit	Alcohol Permit Fee, 001-0700-4258	20+5*(fee amount/1000)-10
Com Dev	Retail Beer and Light Wine on Premises Permit	Alcohol Permit Fee, 001-0700-4258	20+5*(fee amount/1000)-10
Com Dev	Retail Liquor Off-Premises Permit	Alcohol Permit Fee, 001-0700-4258	425
Com Dev	Re-Zoning - Application Fee (1=Lot/Block, 2=Meets/Bounds) - 001-0120-4206	001-0700-4206	CASE WHEN fee amount=1 THEN 40 WHEN fee amount=2 THEN 125 END
Com Dev	RPZ PERMIT	Fee, 001-0700-4230	40
Com Dev	SANITATION PERMIT	Fee, 001-700-4240	25
Com Dev	Satellite Catering Permit	Alcohol Permit Fee, 001-0700-4258	250
Wastewater	Sewer Connection Fee, also supplied by Angela	Sewer Impact and Connection, 500-0950-4558	150
Wastewater	Sewer Impact Fee, supplied also by Angela 500-0950-4631	Sewer Impact and Connection	500
Com Dev	SIGN PERMIT	Fee, 001-700-4242	35
Com Dev	Sign Variance Fee - 001-0120-4250	Fee 001-0700-4250	100
Com Dev	SITE CLEARANCE PERMIT	Fee, 001-0700-4212	5
Com Dev	SOLICITATION PERMIT	Fee, 001-0700-4244	15
Stormwater	Stormwater In-Lieu Fee	500-0140-4567	\$500-\$3000 based on acreage, calculated by STORMWATER
Stormwater	Commercial-Large - Stormwater Detention and Drainage Plan Review	500-0140-4567	250
Stormwater	Commercial-Small - Stormwater Detention and Drainage Plan Review	500-0140-4567	250
Street	STREET CUT	Fee, 001-0700-4230	50
Wastewater	Subdivision Final Plat - Wastewater Flushing Fee	Fee, 500-0950-4631	50
Wastewater	Subdivision Final Plat - Wastewater Impact Fee - 500-0950-4631	Fee, 500-0950-4631	[Number of Lots]*50
Water	Subdivision Final Plat - Water Flushing Fee	Fee, 500-0900-4632	50
Water	Subdivision Final Plat - Water Impact Fee - 500-0900-4632	Fee, 500-0900-4632	[Number of Lots]*50
Water	Subdivision Preliminary Plat - Review Fee - 001-0120-4250	Fee, 001-0700-4250	((Number of Lots)*3)+300
Com Dev	Subdivision Preliminary Plat - Stormwater Detention and Drainage Plan Review - 500-0140-4567	500-0140-4567	IF(((Number of Lots)*25)>250,((Number of Lots)*25)) IF(((Number of Lots)*25)<250, 250)
Com Dev	SWIMMING POOL	Fee, 001-0700-4252	60
Water	System Dev. Charge, also supplied by Angela	Water Impact and Connection, 500-0900-4540	150
Com Dev	Temporary Business License Fee	001-0700-4208	225
Com Dev	Variance - Application Fee (1=Lot/Block, 2=Meets/Bounds) - 001-0120-4206	001-0700-4206	CASE WHEN fee amount=1 THEN 40 WHEN fee amount=2 THEN 125 END
Water	Water Connection Fee, also supplied by Angela	Water Impact and Connection, 500-0900-4556	245
Water	Water Deposit	Water Impact and Connection	60
Water	Water Impact Fee, supplied also by Angela, 500-0900-4629	Water Impact and Connection	600
Com Dev	Wholesale Beer and Light Wine Permit	Alcohol Permit Fee, 001-0700-4258	125
Com Dev	Wholesale Liquor Permit	Alcohol Permit Fee, 001-0700-4258	500

City of Bryant, AR 2022 Budget Book

Com Dev	Work Commencing before permit issuance (Enter Fee)	Fee, 001-0700-4230	DOUBLE THE PERMIT FEE
Animal	1st Impound/pickup - licensed/sterilized	Per Animal, Per incident, Ord 2015-19, 001-0200-4420	20
Animal	1st impound - not licensed or vaccinated	Per Animal, Per incident, Ord 2015-19, 001-0200-4420	30
Animal	2nd impound	Per Animal, Per incident, Ord 2015-19, 001-0200-4420	60
Animal	3rd impound	Per Animal, Per incident, Ord 2015-19, 001-0200-4420	120
Animal	4th and Subsequent impounds	Per Animal, Per incident, Ord 2015-19, 001-0200-4420	240
Animal	After- hours impound fee	Per Animal, Per incident, Ord 2015-19, 001-0200-4420	50
Animal	Emergency Boarding	Per Animal, Per incident, Ord 2015-19, 001-0200-4420	0
Animal	Boarding	Per Animal, Per incident, Ord 2015-19, 001-0200-4420	10
Animal	Quarantine/Prosecution	Per Animal, Per incident, Ord 2015-19, 001-0200-4420	20
Animal	Puppies/Kittens Impounded with Mother	Per Animal, Per incident, Ord 2015-19, 001-0200-4420	5
Animal	Bath	Per Treatment Ord 2015-19, 001-0200-4222	10
Animal	Flea/Tick Treatment	Per Treatment Ord 2015-19, 001-0200-4222	10
Animal	Dangerous Dog Permit	Monthly Monitoring Fee Ord 2015-19, 001-0200-4224	30
Animal	Vicious Dog Bond - Pending Court	1 Time Fee, Refundable if court ordered Ord 2015-19, 001-0200-4224	500
Animal	Emergency Veterinary Care	Based on Animal Needs, 001-0200-4224	Varies
Animal	Adoption	Per Animal , Ord 2015-19, 001-0200-4202	15
Animal	Medical Care, Misc.	Per Animal , Ord 2015-19, 001-0200-4222	20
Animal	Spay/Neuter	Per Animal , Ord 2015-19, 001-0200-4246	60
Animal	Adoption - Small Animals	Per Animal , Ord 2015-19, 001-0200-4202	5
Animal	Adoption- Exotics	Per Animal , Ord 2015-19, 001-0200-4202	Set by Director
Animal	Adoption - Misc.	Per Animal , Ord 2015-19, 001-0200-4202	Set by Director
Animal	Adoption - Discount	Per Animal , Ord 2015-19, 001-0200-4202	Set by Director
Animal	Senior Discount	Per Animal , Ord 2015-19, 65 year of age or older, 001-0200-4202	minus \$5
Animal	Euthanasia 0-50 lbs.	Per Animal , Ord 2015-19, 001-0200-4222	30
Animal	Euthanasia 51-100 lbs.	Per Animal , Ord 2015-19, 001-0200-4202	40
Animal	Euthanasia 101-200 lbs.	Per Animal , Ord 2015-19, 001-0200-4202	60
Animal	Euthanasia 200 + lbs.	Per Animal , Ord 2015-19, 001-0200-4202	80+\$2 per ob. over
Animal	Private Cremation with Return	Per Animal , Ord 2015-19, 001-0200-4202	\$175/\$195/\$225
Animal	Cremation without Return	Per Animal , Ord 2015-19, 001-0200-4202	\$35/\$45/\$55
Animal	Urn or Remains Container	Per Animal , Ord 2015-19, 001-0200-4202	Cost
Animal	Semi- Private Cremation with Return	Per Animal , Ord 2015-19, 001-0200-4202	\$125
Animal	Pet Memorial Service	Per Item, 001-0200-4222	TBD
Animal	License - Sterilized - 1 year	Annually , 001-0200-4224	5
Animal	License - Sterilized - 3 year	Triennial, 001-0200-4224	10
Animal	License - Unaltered- 1 year	Annually , 001-0200-4224	20
Animal	License - Unaltered - 3 year	Triennial, 001-0200-4224	40
Animal	License - Registered Therapy, Assistance Animal and Law Enforcement/Military Animals	No Fee	0
Animal	Lifetime Pet License	one Time , 001-0200-4224	50
Animal	Active/Military Senior Discount	Per Pet License, 001-0200-4224	(\$2)
Animal	Wild Animal Permit	Annually , 001-0200-4224	100
Animal	Animal Establishment Permit	Annually , 001-0200-4224	15
Animal	Animal Establishment Permit - Boarding Kennels/Catteries	Annually , 001-0200-4224	25
Animal	Animal Establishment Permit - Pet Shops	Annually , 001-0200-4224	40
Parks	Fee Name		Fee Price
Parks	Memberships		
Parks	Senior Annual	001-0430-4300	\$120
Parks	Senior Monthly	001-0430-4300	\$15
Parks	Senior 3 Month	001-0430-4300	\$40
Parks	Senior 6 Month	001-0430-4300	\$75
Parks	Senior 10 Pass	001-0430-4300	\$30
Parks	Family Annual	001-0430-4300	\$420
Parks	Family Monthly	001-0430-4300	\$45
Parks	Family 3 Month	001-0430-4300	\$125
Parks	Family 6 Month	001-0430-4300	\$240
Parks	Additional Youth Annual	001-0430-4300	\$75
Parks	Additional Adult Annual	001-0430-4300	\$175
Parks	Additional Youth Monthly	001-0430-4300	\$6
Parks	Additional Adult Monthly	001-0430-4300	\$16
Parks	Additional Youth 3 Month	001-0430-4300	\$20
Parks	Additional Adult 3 Month	001-0430-4300	\$48
Parks	Adult Annual	001-0430-4300	\$280
Parks	Adult Monthly	001-0430-4300	\$30
Parks	Adult 3 Month	001-0430-4300	\$80
Parks	Adult 6 Month	001-0430-4300	\$150
Parks	Adult 10 Pass	001-0430-4300	\$45
Parks	Student Annual	001-0430-4300	\$150
Parks	Student Monthly	001-0430-4300	\$20
Parks	Student 3 Month	001-0430-4300	\$50
Parks	Student 6 Month	001-0430-4300	\$80
Parks	Student 10 Pass	001-0430-4300	\$30
Parks	Disability Annual	001-0430-4300	\$120
Parks	Disability Monthly	001-0430-4300	\$15
Parks	Disability 3 Month	001-0430-4300	\$40

City of Bryant, AR 2022 Budget Book

Parks	Disability 6 Month	001-0430-4300	\$75
Parks	Disability 10 Pass	001-0430-4300	\$30
Parks	Corporate Adult	001-0430-4300	\$20
Parks	Corporate Senior	001-0430-4300	\$10
Parks	Corporate Family	001-0430-4300	\$30
Parks	Child Annual	001-0430-4300	\$100
Parks	Child Monthly	001-0430-4300	\$10
Parks	Child 3 Month	001-0430-4300	\$25
Parks	Child 6 Month	001-0430-4300	\$45
Parks	Adult Day pass	001-0430-4514	\$5
Parks	Youth Day pass	001-0430-4514	\$5
Parks	Mills Day pass	001-0410-4532	\$5
Parks	Activities		
Parks	Youth Basketball Individual	001-0430-4364	\$85
Parks	Youth Basketball Team	001-0430-4364	\$300
Parks	Youth Volleyball Individual	001-0430-4364	\$45
Parks	Youth Volleyball Team	001-0430-4364	\$200
Parks	BASS Swim Gold	001-0430-4366 - monthly	\$75
Parks	BASS Swim Silver	001-0430-4366 - monthly	\$66
Parks	BASS Swim Bronze	001-0430-4366 - monthly	\$66
Parks	AAU kit	001-0430-4366	\$50
Parks	Master Swim	001-0430-4366 - monthly	\$30
Parks	Swim Meet	001-0430-4340 - hourly rate	\$100
Parks	Water Aerobics	001-0430-4382 - monthly/class	\$25
Parks	Group Swim Lessons	001-0430-4382	\$66
Parks	Private Swim Lessons	001-0430-4382	\$100
Parks	Semi- Private Swim Lessons	001-0430-4382	\$70
Parks	Swim Babies	001-0430-4382	\$55
Parks	Facility Rentals	(Indoor)	
Parks	Senior Adult Center	001-0430-4332 - hourly rate	\$20
Parks	Red Room	001-0430-4332 - hourly rate	\$20
Parks	Green Room	001-0430-4332 - hourly rate	\$20
Parks	Red/Green Room	001-0430-4332 - hourly rate	\$40
Parks	Blue Room	001-0430-4332 - hourly rate	\$50
Parks	Purple Room Half	001-0430-4332 - hourly rate	\$25
Parks	Purple Room Full	001-0430-4332 - hourly rate	\$40
Parks	Extra hour room fee	001-0430-4332	\$40
Parks	Reservation Late Fee	001-0430-4332 - hourly rate	\$25
Parks	Event Room Media	001-0430-4332	\$50
Parks	Vendor Fee	001-0430-4332	\$50
Parks	Late Check-out fee	001-0430-4332 - hourly rate	\$50
Parks	Blue/Purple Room	001-0430-4332	\$80
Parks	Gymnasium	001-0430-4332 - daily rate	\$1,000
Parks	Bishop Tournament Court	001-0430-4332 - hourly rate	\$40
Parks	Bishop Basketball Court	001-0430-4332 - hourly rate	\$50
Parks	Bishop Basketball Half Court	001-0430-4332 - hourly rate	\$25
Parks	Fitness Room	001-0430-4332 - hourly rate	\$20
Parks	Stage Pieces	001-0430-4332	\$50
Parks	Baseball Parking Lot	001-0430-4332 - hourly rate	\$50
Parks	Full Pool	001-0430-4340 - hourly rate	\$100
Parks	Individual Lanes	001-0430-4340 - hourly rate	\$15
Parks	Therapy Pool	001-0430-4340 - hourly rate	\$100
Parks	Racer's Party Room	001-0430-4340 - 2 hour block	\$120
Parks	Splash Pad	001-0430-4340 - 2 hour block	\$60
Parks	Outdoor Rentals		
Parks	Mills Pavilion 1	001-0430-4534 - hourly rate	\$10
Parks	Mills Pavilion 2	001-0430-4534 - hourly rate	\$10
Parks	Mills Pavilion 3	001-0430-4534 - hourly rate	\$10
Parks	Bishop Park Pavilion	001-0430-4332 - hourly rate	\$25
Parks	Ashley Park Pavilion	001-0450-4260 - hourly rate	\$25
Parks	Ashley Park Baseball Field	001-0450-4260 - 1.5 hour block	\$35
Parks	Alcoa 40 Multipurpose Field	001-0440-4260 - hourly rate	\$25
Parks	Alcoa 40 Softball Field	001-0440-4260 - hourly rate	\$25
Parks	Midland Soccer Field	001-0440-4260 - hourly rate	\$25
Parks	Mills Park Pool	001-0430-4532 - 2 hour block	\$150
Parks	Bishop RV Site	001-0430-4332 - daily rate	\$20
Parks	Bishop Softball Field	001-0430-4332 - hourly rate	\$25
Parks	Bishop Multipurpose Field	001-0430-4332 - hourly rate	\$25
Parks	Bishop Baseball Field	001-0430-4332 - hourly rate	\$25
Parks	Point Of Sale		
Parks	Mills Pool day pass		\$5
Parks	Tournament fee - baseball	001-0430-4354 - per field/per day	\$150
Parks	Tournament fee - softball	001-0430-4354 - per field/per day	\$150

Glossary:

ACIC stands for 'Arkansas Crime Information Center' and is used by the Police Department.

Accrual - revenue and expenses are recorded when they are incurred.

Act 474 Sur Charge is paid by the Code Department to the State.

ADFA stands for the Arkansas Department of Finance and Administration.

Ad Valorem - a basis for levy of taxes upon property based on value.

Agency Fund - a fund consisting of resources received and held by the governmental unit as an agent for others.

ANRC - Arkansas Natural Resource Commission

APERS stands for the Arkansas Public Employees Retirement System.

Arbitrage - the simultaneous buying and selling of securities, currency, or commodities in different markets or in derivative forms in order to take advantage of differing prices for the same asset.

Audit - an official inspection of an individual's or organization's accounts, typically by an independent body.

AWWA stands for the American Water Works Association.

Balanced Budget - a budget balanced by fund, means the total anticipated revenues are equal to or exceed the budgeted expenditures for that fund.

B&G stands for Building and Grounds.

BAC stands for Blood Alcohol Content.

BOND: (Debt Instrument): A written promise to pay a specified sum of money (called the principal amount or face value) at a specified future due date (called the maturity date) along with periodic interest paid at a specified percentage of the principal (called the interest rate). Bonds are typically used for long-term debt to pay for specific capital expenditures. The difference between a note and a bond is that the latter is issued for a longer period (over 10 years) and requires greater legal formality.

Budget - an annual or other regular estimate of revenues and expenditures put forward by the government, often including details of changes in taxation or other revenue sources.

Capital Expenditures - as also described for this particular Entity/City on page 13 are reviewed starting at \$5000 with a life of two or more years and the common definition is money spent by a business or organization on acquiring or maintaining fixed assets, such as land, buildings, and equipment.

Capital Projects Fund - A fund created to account for all resources to be used for the acquisition or construction of designated fixed assets.

CAPPD stands for Central Arkansas Planning Development District. This District works with the City of Bryant to acquire grants.

CAW stands for Central Arkansas Water Authority. The City of Bryant currently receives their Water via a Contract with CAW.

CIP - Capital Improvement Plan or Program.

COE stands for the Corp of Engineers. The City of Bryant has a contract with the COE for future water access from Lake DeGray.

City of Bryant, AR 2022 Budget Book

Debt Service Fund - A governmental type fund used to account for accumulations of resources that are restricted, committed, or assigned to expenditures for principal and interest.

Depreciation - a reduction in the value of an asset with the passage of time, due in particular to wear and tear.

A Dewatering Facility is a Wastewater Treatment Plant option. The City of Bryant implemented this option in 2018.

EMT - Emergency Medical Technician

Enterprise Fund - A Fund established to finance and account for the acquisition, operations, and maintenance of governmental facilities and services which are entirely or predominantly self-supporting by user charges.

The Federal Drinking Water Loan Program is operated by the Arkansas Natural Resources Commission.

FICA is a payroll cost and stands for the Federal Insurance Contributions Act.

Franchise Fee - a fee paid by public service businesses for use of city streets, alleys, and property in providing their services to the citizens of a community, included but not limited to electricity, telephone, natural gas and cable television.

Full - Time Equivalent Position (FTE) - A part time position converted to the decimal equivalent of a full time position based on 2080 per year. For example, a summer lifeguard working for four months, or 690 hours, would be equivalent to .33 of a full time position.

FUND: An accounting entity with a self-balancing set of accounts containing its own assets, liabilities and fund balance. A fund is established for the purpose of carrying on specific activities or attaining certain objectives in accordance with special regulations, restrictions or limitations.

Fund Balance - is when liabilities are subtracted from assets, there is a fund balance. A positive fund balance means there are more assets than liabilities; a negative fund balance means just the opposite. Fund balance can be complicated by the fact that part of the fund balance is reserved and part unreserved.

GAAP - Generally Accepted Accounting Principles

GASB - Government Accounting Standards Board

Governmental Fund - A generic classification of funds used to account for activities primarily supported by taxes, grants, and similar revenues sources.

GFOA stands for the Governmental Finance Officers Association.

GIS stands for the geographic information system and is a system designed to capture, store, manipulate, analyze, manage, and present all types of spatial or geographical data.

GO Bond or Debt - General Obligation Bond or Debt.

I&I stands for Inflow and Infiltration. Inflow is storm water that enters into the sanitary sewer system.

Infiltration is groundwater that enters into the sanitary sewer system.

JESAP - Job Evaluation and Salary Administration Program for evaluating wages in relation to the nation and the surrounding areas.

LOPFI - Local Fire and Police Retirement System administered by the State of Arkansas.

Major Funds are defined as those funds whose revenues, expenditures/expenses, assets or liabilities are at least 10 percent of the total for their fund category (governmental or enterprise) and 5 percent of the aggregate of all governmental and enterprise funds in total and Non Major Funds are all others.

MSI/Virtual Justice is computer software used by the Courts system.

City of Bryant, AR 2022 Budget Book

M&R stands for Maintenance and Repair.

NOC - Network Operations Center used by the Construction/Project Management division of the Public Works Department.

OCL - Out of City Limits

PRAC stands for the Parks and Recreation Alliance Council and was established during the 2017 by the Parks

Profit Star is computer software used for the Water, Wastewater and Stormwater bills.

RFP or RFQ - Request for Proposal or Request for Quotes, regarding purchasing.

ROCIC is a government company used by Police Department for intelligence gathering and equipment loans.

SCADA stands for the supervisory control and data acquisition and is a system that operates with coded signals over communication channels so as to provide control of remote equipment (using typically one communication channel per remote station).

Special Revenue Fund - A fund established to account for revenues from specific taxes or other earmarked

SRO - School Resource Officer

Trust

Watchguard is the Police Department's software for the in car video.

WEA stands for the Water Environmental Association.

WEFTEC stands for the Water Environment Federation Technical Conference.