



## **Bryant Water and Wastewater Committee**

Boswell Municipal Complex - City Hall Conference Room

**Date:** May 02, 2023 - **Time:** 6:00 PM

### **Call to Order**

### **Leak Adjustments Review**

- 1. Leak Adjustments**
  - [WSAC 04.24.23.pdf](#)

### **Approval of Minutes**

- 2. April Meeting Minutes**
  - [April Meet Unapproved Min for May.pdf](#)

### **Finance Reports**

- 3. February Financial Report**
  - [03-21-23\\_february\\_financial\\_report.pdf](#)
- 4. March Financial Report**
  - [04-18-23\\_financial\\_report\\_ending\\_march\\_2023.pdf](#)

### **Old Business**

#### **Public Works**

- 5. LS 20 Suncrest Repair**

### **New Business**

#### **Public Works**

- 6. Payment Plan**
- 7. Leak Adjustment Policy**
- 8. Meter Deposit**

### **Projects**

- 9. Saline Regional Public Water Authority Update**
- 10. Sewer Capacity Limiting Projects**
  - [2023 Sewer Capacity Projects.pdf](#)

# CITY OF BRYANT WATER AND WASTEWATER UTILITIES MONTHLY LEAK ADJUSTMENT REPORT

**SUMMARY**

Date: April 2023

Total Number of Request for Adjustment	Total Number of Adjustments Approved
Highest Bill Adjusted	Lowest Bill Adjusted
Total Gallons Adjusted	Total Cost of Adjustments

**DETAILS**

Customer Name	Charles Daniels			Customer Address	3602 Stillman
Date Leak Detected by AMI				Date Customer Notified	
Date Leak Started				Date Leak Repaired	12/22
2 months	Amount of Bill:	*373.86		Usage:	208
	Average Bill:	*39.21		Three Month Average Usage:	20
Adjustment Approved:	Yes	<input type="checkbox"/>	No	Approved By:	
Amount of Adjustment to Sewer Bill:	*142.63			Adjusted Bill Amount:	*231.23
Customer Name	Jeanon Paul Chategnier			Customer Address	2312 Hilltop Rd
Date Leak Detected by AMI				Date Customer Notified	
Date Leak Started				Date Leak Repaired	3/23
3 months	Amount of Bill:	*1,303.14		Usage:	730
	Average Bill:	*101. <sup>00</sup>		Three Month Average Usage:	*57
Adjustment Approved:	Yes	<input type="checkbox"/>	No	Approved By:	
Amount of Adjustment to Sewer Bill:	*484.10			Adjusted Bill Amount:	*819.04
Customer Name	Arlinda Givens			Customer Address	1810 Bishop A.3
Date Leak Detected by AMI				Date Customer Notified	
Date Leak Started				Date Leak Repaired	3/23
3 months	Amount of Bill:	*617.79		Usage:	352
	Average Bill:	*39.53		Three Month Average Usage:	20
Adjustment Approved:	Yes	<input type="checkbox"/>	No	Approved By:	
Amount of Adjustment to Sewer Bill:	*252.86			Adjusted Bill Amount:	*364.93
Customer Name	Bryant School District			Customer Address	801 N Reynolds
Date Leak Detected by AMI				Date Customer Notified	
Date Leak Started				Date Leak Repaired	3/23
3 months	Amount of Bill:	*1101.37		Usage:	498
	Average Bill:	*200. <sup>00</sup>		Three Month Average Usage:	79
Adjustment Approved:	Yes	<input type="checkbox"/>	No	Approved By:	
Amount of Adjustment to Sewer Bill:	*226.01			Adjusted Bill Amount:	*875.36
Customer Name	Eugene Hampton			Customer Address	4801 Lexington
Date Leak Detected by AMI				Date Customer Notified	
Date Leak Started				Date Leak Repaired	3/23
3 months	Amount of Bill:	*1481.25		Usage:	820
	Average Bill:	*107. <sup>00</sup>		Three Month Average Usage:	58
Adjustment Approved:	Yes	<input type="checkbox"/>	No	Approved By:	
Amount of Adjustment to Sewer Bill:	*559.41			Adjusted Bill Amount:	*921.84



# CITY OF BRYANT WATER AND WASTEWATER UTILITIES MONTHLY LEAK ADJUSTMENT REPORT

**SUMMARY**

Date: April 2023

Total Number of Request for Adjustment	Total Number of Adjustments Approved
Highest Bill Adjusted	Lowest Bill Adjusted
Total Gallons Adjusted	Total Cost of Adjustments

**DETAILS**

Customer Name	La:Ken Brind	Customer Address	2408 Bindir
Date Leak Detected by AMI		Date Customer Notified	
Date Leak Started		Date Leak Repaired	4/23
Amount of Bill:	\$382.99	Usage:	211
Average Bill:	\$39.53	Three Month Average Usage:	20
Adjustment Approved:	Yes <input type="checkbox"/> No <input type="checkbox"/>	Approved By:	
Amount of Adjustment to Sewer Bill:	\$165.40	Adjusted Bill Amount:	\$217.59
Customer Name		Customer Address	
Date Leak Detected by AMI		Date Customer Notified	
Date Leak Started		Date Leak Repaired	
Amount of Bill:		Usage:	
Average Bill:		Three Month Average Usage:	
Adjustment Approved:	Yes <input type="checkbox"/> No <input type="checkbox"/>	Approved By:	
Amount of Adjustment to Sewer Bill:		Adjusted Bill Amount:	
Customer Name		Customer Address	
Date Leak Detected by AMI		Date Customer Notified	
Date Leak Started		Date Leak Repaired	
Amount of Bill:		Usage:	
Average Bill:		Three Month Average Usage:	
Adjustment Approved:	Yes <input type="checkbox"/> No <input type="checkbox"/>	Approved By:	
Amount of Adjustment to Sewer Bill:		Adjusted Bill Amount:	
Customer Name		Customer Address	
Date Leak Detected by AMI		Date Customer Notified	
Date Leak Started		Date Leak Repaired	
Amount of Bill:		Usage:	
Average Bill:		Three Month Average Usage:	
Adjustment Approved:	Yes <input type="checkbox"/> No <input type="checkbox"/>	Approved By:	
Amount of Adjustment to Sewer Bill:		Adjusted Bill Amount:	

CITY OF BRYANT WATER AND WASTEWATER UTILITIES  
**LEAK ADJUSTMENT REQUEST**

Date of Request: 3/23 Service Account No.: 102-03394-00  
 Customer Name: Charles Daniels Home Phone: \_\_\_\_\_  
 Service Address: 3602 Stillman Work Phone: \_\_\_\_\_  
 City: Bryant State, Zip: AR 72022  
 Date Leak Detected: \_\_\_\_\_ Date Repaired: 12/27

Description of Cause of Leak (faucet, toilet, underground, etc.):

2 Leaks

Explanation of how leak was repaired: *Attach plumbing invoice or receipts for repair parts*

\_\_\_\_\_


**Sworn Statement:**

I \_\_\_\_\_ swear or affirm that the above and foregoing representations are true and correct to the best of my information, knowledge, and belief.

Signature \_\_\_\_\_

- You have the right to appeal the Customer Service Manager's decision to the Water and Sewer Advisory Committee (WSAC).
- If you are dissatisfied with the decision of the WSAC you have the right to appear before the Bryant City Council for a final decision.

<u>2 months</u>		Amount of Bill:	<u>\$ 373.86</u>	Usage:	<u>208</u>
		Average Bill:	<u>\$ 39.21</u>	Three Month Average Usage:	<u>20</u>
Adjustment Approved:		<input checked="" type="checkbox"/> Yes	<input type="checkbox"/> No	Approved By:	
Amount of Adjustment to Sewer Bill:		<u>\$ 142.63</u>		Adjusted Bill Amount:	
Payment Plan		<input checked="" type="checkbox"/> Yes	<input type="checkbox"/> No	Payment Period	<input checked="" type="checkbox"/> 3 Months <input type="checkbox"/> 6 Months
				Payment Amt.	



Customer Service Manager



3/18/23

Dear Sir/madam

I had 2 water leaks at my house on 3602 Stillman Loop that caused my water bill to be extremely high.

The leaks were fixed by Nephew on December 22, ~~1922~~ <sup>2022</sup>. My bill is now normal. Any adjustment would be appreciated. Thanks

Charles Daniels      *Chle Daniels*  
3602 Stillman Loop  
Bryant, AR 72022  
Acct # 003761-000

Due Date - 1/1/2023 - 141.09  
Due Date 2/1/2023 - 232.77

28      2      30.10

18      1      10.08

100      2      21.90

100      1      30.10



CITY OF BRYANT WATER AND WASTEWATER UTILITIES  
LEAK ADJUSTMENT REQUEST

Date of Request: 4/23 Service Account No.: 001-08929-00  
 Customer Name: Jean-Paul Chatagnier Home Phone: \_\_\_\_\_  
 Service Address: 2312 Hilltop Rd Work Phone: \_\_\_\_\_  
 City: Alexander State, Zip: AR 72002  
 Date Leak Detected: \_\_\_\_\_ Date Repaired: 3.128/23

Description of Cause of Leak (faucet, toilet, underground, etc.):

water leak

Explanation of how leak was repaired: Attach plumbing invoice or receipts for repair parts

\_\_\_\_\_

Sworn Statement:

I \_\_\_\_\_ swear or affirm that the above and foregoing representations are true and correct to the best of my information, knowledge, and belief.

Signature \_\_\_\_\_

- You have the right to appeal the Customer Service Manager's decision to the Water and Sewer Advisory Committee (WSAC).
- If you are dissatisfied with the decision of the WSAC you have the right to appear before the Bryant City Council for a final decision.

For Official Use Only									
<u>3 months</u>	Amount of Bill:	<u>\$1,303.14</u>			Usage:	<u>730</u>			
	Average Bill:	<u>\$101.90</u>			Three Month Average Usage:	<u>57</u>			
	Adjustment Approved:	<input checked="" type="checkbox"/> Yes	<input type="checkbox"/> No		Approved By:				
	Amount of Adjustment to Sewer Bill:	<u>\$484.10</u>			Adjusted Bill Amount:	<u>\$819.04</u>			
Payment Plan	Yes	<input type="checkbox"/>	No	<input type="checkbox"/>	Payment Period	3 Months	<input type="checkbox"/>	6 Months	Payment Amt.

  
Customer Service Manager

493702

562-305 7776  
mr. Chatagnier



LOWE'S HOME CENTERS, LLC  
2330 NORTH REYNOLDS ROAD  
BRYANT, AR 72022 (501) 213-2000

- SALE -

SALES#: FSTLANE1 13 TRANS#: 4388277 04-01-23

23943 1-IN PVC REPAIR COUPLING	11.92
23897 1-IN SCH40 CAP 447010	2.34
2 @ 1.17	
21486 1IN PVC BALL VALVE SOCKET	5.38
2146973 KOBALT 1 1/4IN PVC CUTTER	13.98
150887 OATEY 8-OZ HANDIPAK	11.68

SUBTOTAL: 45.30

TAX: 4.47

INVOICE 04035 TOTAL: 49.77

DEBIT: 49.77

DEBIT: XXXXXXXXXXXX6517 AMOUNT:49.77 AUTHCD: 000109

CHIP REFID:247104102262 04/01/23 17:29:54

\*PIN Verified

TRACE: 00243077

PURCHASE CASH BACK TOTAL DEBIT

49.77 0.00 49.77

APL: US DEBIT TVR: 8080048000

AID: A000000980840 TSI: 6800

STORE: 2471 TERMINAL: 04 04/01/23 17:31:17

# OF ITEMS PURCHASED: 6

EXCLUDES FEES, SERVICES AND SPECIAL ORDER ITEMS



THANK YOU FOR SHOPPING LOWE'S.  
FOR DETAILS ON OUR RETURN POLICY, VISIT  
LOWES.COM/RETURNS

A WRITTEN COPY OF THE RETURN POLICY IS AVAILABLE  
AT OUR CUSTOMER SERVICE DESK

STORE MANAGER: MARK MEYER

LOWE'S PRICE PROMISE  
FOR MORE DETAILS, VISIT LOWES.COM/PRICEPROMISE

\*\*\*\*\*

SHARE YOUR FEEDBACK!

ENTER FOR A CHANCE TO BE

ONE OF FIVE \$500 WINNERS DRAWN MONTHLY!

¡ENTRE EN EL SORTEO MENSUAL

PARA SER UNO DE LOS CINCO GANADORES DE \$500!

ENTER BY COMPLETING A SHORT SURVEY

WITHIN ONE WEEK AT: www.lowes.com/survey

Y O U R I D #040354 247150 914351

NO PURCHASE NECESSARY TO ENTER OR WIN.

\* VOID WHERE PROHIBITED. MUST BE 18 OR OLDER TO ENTER. \*

\* OFFICIAL RULES & WINNERS AT: www.lowes.com/survey \*

\*\*\*\*\*

STORE: 2471 TERMINAL: 04 04/01/23 17:31:17

Statement

DATE 03-28-2023

TERMS

TO Edgar.-ch.

IN ACCOUNT WITH  
2312 Hilltop Rd.  
Alexander- AR. 72002

Plumbing work					
IT- Fixed					
The Key- That is					
outside- The					
house					
That- he- had					
Liquefies					
Total. The material					
and- Labor. \$220					

CURRENT	OVER 30 DAYS	OVER 60 DAYS	TOTAL AMOUNT	220
---------	--------------	--------------	--------------	-----



How doers  
get more done.

17060 INTERSTATE 30  
BENTON, AR 72015 (501)860-6288

1405 00013 55429 03/28/23 04:07 PM  
SALE CASHIER VIVIAN

670750703027 F ADPTR <A> 3.81  
3/4" PEX X 3/4" FEMALE ADAPTER  
670750698781 BALL VALVE <A> 11.92  
3/4" X 3/4" PEX BALL VALVE

SUBTOTAL 15.73  
SALES TAX 1.47  
TOTAL \$17.20  
CASH 20.20  
CHANGE DUE 3.00

1405 03/28/23 04:07 PM



1405 13 55429 03/28/2023 2337

RETURN POLICY DEFINITION  
POLICY ID DATE POLICY EXPIRES ON  
A 1 90 06/26/2023

\*\*\*\*\*  
DID WE NAIL IT?

Short survey for a chance to WIN  
A \$5,000 HOME DEPOT GIFT CARD

Opina en español

[www.homedepot.com/survey](http://www.homedepot.com/survey)

User ID: HXV 112552 111160  
PASSWORD: 23173 111117

Entries must be completed within 14 days  
of purchase. Entrants must be 18 or  
older to enter. See complete rules on  
website. No purchase necessary.



CITY OF BRYANT WATER AND WASTEWATER UTILITIES  
LEAK ADJUSTMENT REQUEST

Date of Request: 3/23 Service Account No.: 102-00319-02  
 Customer Name: Arlinda Givens Home Phone: \_\_\_\_\_  
 Service Address: 1810 Bishop A-3 Work Phone: \_\_\_\_\_  
 City: Bryant State, Zip: AR 72022  
 Date Leak Detected: \_\_\_\_\_ Date Repaired: 3/28/23

Description of Cause of Leak (faucet, toilet, underground, etc.):

Toilet Leak

Explanation of how leak was repaired: *Attach plumbing invoice or receipts for repair parts*

\_\_\_\_\_


Sworn Statement:

I, \_\_\_\_\_, swear or affirm that the above and foregoing representations are true and correct to the best of my information, knowledge, and belief.

Signature \_\_\_\_\_

- You have the right to appeal the Customer Service Manager's decision to the Water and Sewer Advisory Committee (WSAC).
- If you are dissatisfied with the decision of the WSAC you have the right to appear before the Bryant City Council for a final decision.

<b>FOR OFFICIAL USE ONLY</b>											
<u>3 months</u>		Amount of Bill:		<u>*617.99</u>			Usage:		<u>352</u>		
		Average Bill:		<u>*39.93</u>			Three Month Average Usage:		<u>20</u>		
		Adjustment Approved:		<input checked="" type="checkbox"/> Yes <input type="checkbox"/> No			Approved By:				
		Amount of Adjustment to Sewer Bill:		<u>*253.86</u>			Adjusted Bill Amount:		<u>*364.93</u>		
Payment Plan		Yes		No		Payment Period		3 Months		6 Months	
		<input type="checkbox"/>		<input type="checkbox"/>						Payment Att.	



Customer Service Manager

WORK ORDER

Date Work Order Received: 3-28-23

APARTMENT # OR AREA: A3

WORK TO BE DONE:

Replaced the entire Fill Valve and  
its components \* New valve  
New bolts  
New Flapper  
New handle

DATE WORK FINISHED: 3-29-23

SIGN: Rick Arzard

Approved - Carla Rowland

Ms. Green's  
1810 Bishop A-3  
501-442-8552

CITY OF BRYANT WATER AND WASTEWATER UTILITIES  
LEAK ADJUSTMENT REQUEST

Date of Request: 3/23 Service Account No.: 101-09651-00  
 Customer Name: Bryant School District Home Phone: \_\_\_\_\_  
 Service Address: 801 N Reynolds Work Phone: \_\_\_\_\_  
 City: Bryant State, Zip: AR 72022  
 Date Leak Detected: \_\_\_\_\_ Date Repaired: 3/23

Description of Cause of Leak (faucet, toilet, underground, etc.):

Leak

Explanation of how leak was repaired: *Attach plumbing invoice or receipts for repair parts*

\_\_\_\_\_

Sworn Statement:

I \_\_\_\_\_, swear or affirm that the above and foregoing representations are true and correct to the best of my information, knowledge, and belief.


Signature \_\_\_\_\_

- You have the right to appeal the Customer Service Manager's decision to the Water and Sewer Advisory Committee (WSAC).
- If you are dissatisfied with the decision of the WSAC you have the right to appear before the Bryant City Council for a final decision.

FOR OFFICE USE ONLY							
<u>3 months</u>	Amount of Bill:	<u>1101.37</u>			Usage:	<u>498</u>	
	Average Bill:	<u>200</u>			Three Month Average Usage:	<u>79</u>	
	Adjustment Approved:	<input checked="" type="checkbox"/> Yes	<input type="checkbox"/> No		Approved By:		
	Amount of Adjustment to Sewer Bill:	<u>226.01</u>			Adjusted Bill Amount:	<u>875.36</u>	
	Payment Plan	<input type="checkbox"/> Yes	<input type="checkbox"/> No	Payment Period	<input type="checkbox"/> 3 Months	<input type="checkbox"/> 6 Months	Payment Amt.

Customer Service Manager \_\_\_\_\_





## BRYANT PUBLIC SCHOOLS

---

To Whom It May Concern:

Bryant Public School District Maintenance Personnel discovered a water leak on campus in March '23. The leak is on account number #024664-00, meter number #18217108 dating from October '22 - March '23. The leak has been repaired as of Tuesday, March 7, 2023.

Any adjustments would be helpful.

Dr. Karen Walters, Superintendent



# INVOICE

1830 Craig Park Court  
St. Louis, MO 63146

Invoice # S480523  
Invoice Date 3/10/23  
Account # 215377  
Sales Rep N LITTLE ROCK HOUSE  
Phone # 501-945-8177  
Branch # 569 N Little Rock, AR  
Total Amount Due \$467.57



492 1 MB 0.531 E0009X 10012 D10467794733 S2 P9577771 0001:0001



BRYANT PUBLIC SCHOOLS  
200 NW 4TH ST  
BRYANT AR 72022-3424

Remit To:  
CORE & MAIN LP  
PO BOX 28330  
ST. LOUIS, MO 63146

Shipped to:

CUSTOMER PICK-UP -

MAR 29 2023

Thank you for the opportunity to serve you! We appreciate your prompt payment.

Date Ordered	Date Shipped	Customer PO #	Job Name	Job #	Bill of Lading	Shipped Via	Invoice #
3/07/23	3/09/23	NEEDS				WILL CALL	S480523

Product Code	Description	Quantity		B/O	Price	UM	Extended Price
		Ordered	Shipped				
21102S108LT	2X8 MJ S/P SLV C110 IMP	1	1		108.00000	EA	108.00
2402MIDIPSPACK	MIDCO 2 PERMAGRIP IPS REST SET 3018	4	4		46.00000	EA	184.00
59V562SI	562-S VLV BOX W/LID IMPORT 5-1/4" SCREW TYPE 27-37	1	1		135.00000	EA	135.00

ITEMS REC'D-VERIFIED BY \_\_\_\_\_  
 PRIN/SUPV APPROVAL TO PAY \_\_\_\_\_  
 FINAL/PARTIAL PMT PO# \_\_\_\_\_  
 DATE \_\_\_\_\_

Visit [coreandmain.com](http://coreandmain.com)  
for a current W-9 form



Online  
ADVANTAGE

- Pay Online
- Paperless Billing
- Invoice Reprints
- Signed Delivery Receipts

Remit payment to the address shown on this invoice or access your account in Online Advantage to pay online.

Freight	Delivery	Handling	Restock	Misc.	Subtotal:	427.00
					Other:	0.00
					Tax:	40.57
					Invoice Total:	\$467.57

Terms: NET 30  
Ordered By:

This transaction is governed by and subject to CORE & MAIN's standard terms and conditions, which are incorporated by reference and accepted. To review these terms and conditions, please visit: <http://tandc.coreandmain.com/>.

CITY OF BRYANT WATER AND WASTEWATER UTILITIES  
LEAK ADJUSTMENT REQUEST

Date of Request: 3.123 Service Account No.: 101-07456-00  
 Customer Name: Eugene Hampton Home Phone: \_\_\_\_\_  
 Service Address: 4801 Lexington PK. Work Phone: \_\_\_\_\_  
 City: Bryant State, Zip: AR 72022  
 Date Leak Detected: \_\_\_\_\_ Date Repaired: 3.123

Description of Cause of Leak (faucet, toilet, underground, etc.):

Toilet Leak

Explanation of how leak was repaired: Attach plumbing invoice or receipts for repair parts

\_\_\_\_\_

Sworn Statement:

I, \_\_\_\_\_, swear or affirm that the above and foregoing representations are true and correct to the best of my information, knowledge, and belief.

Signature \_\_\_\_\_

- You have the right to appeal the Customer Service Manager's decision to the Water and Sewer Advisory Committee (WSAC).
- If you are dissatisfied with the decision of the WSAC you have the right to appear before the Bryant City Council for a final decision.


FOR OFFICE USE ONLY										
<u>3 months</u>	Amount of Bill:	<u>1481.25</u>	Usage:	<u>820</u>						
	Average Bill:	<u>107.9</u>	Three Month Average Usage:	<u>5.8</u>						
	Adjustment Approved:	<input checked="" type="checkbox"/> Yes <input type="checkbox"/> No	Approved By:							
	Amount of Adjustment to Sewer Bill:	<u>559.41</u>	Adjusted Bill Amount:	<u>921.84</u>						
Payment Plan	Yes	<input type="checkbox"/>	No	<input type="checkbox"/>	Payment Period	3 Months	<input type="checkbox"/>	6 Months	Payment Amt.	

[Signature]  
Customer Service Manager



Duon Hampton 501-515-3984

acct # 101-07456-00



LOWE'S HOME CENTERS, LLC  
2350 NORTH REYNOLDS ROAD  
BRYANT, AR 72022 (501) 213-2000

SALE

SALES#: 82471101 2243254 TRANS#: 12156986 03-18-23

962442 FM 4000 FILL VALVE AND FL	26.96
2 @ 13.48	
5181306 UT LED 60W A19 BSC 5000K	7.98
749936 39-GAL 34-LT HEFTY LAWN/I	15.48

SUBTOTAL:	50.42
TAX:	4.98
INVOICE 12507 TOTAL:	55.40
H/C:	55.40

H/C: XXXXXXXXXXXX0420 AMOUNT:55.46 AUTHCD: 000270  
 CHIP REF ID:247112049459 03/18/23 11:29:33  
 APL: CAPITAL ONE TUR: 0000008000  
 AID: A000000041010 TSI: E800  
 STORE: 2471 TERMINAL: 12 03/18/23 11:29:46  
 # OF ITEMS PURCHASED: 4  
 EXCLUDES FEES, SERVICES AND SPLIT ORDERS ITEMS



THANK YOU FOR SHOPPING LOWE'S.  
 FOR DETAILS ON OUR RETURN POLICY, VISIT  
 LOWE'S.COM/RETURNS  
 A WRITTEN COPY OF THE RETURN POLICY IS AVAILABLE  
 AT OUR CUSTOMER SERVICE DESK

STORE MANAGER: MARK MEYER

LOWE'S PRICE PROMISE  
 FOR MORE DETAILS, VISIT LOWE'S.COM/PRICE/PROMISE

\*\*\*\*\*  
 \* SHARE YOUR FEEDBACK! \*  
 \* ENTER FOR A CHANCE TO BE \*  
 \* ONE OF FIVE \$500 WINNERS DRAWN MONTHLY! \*  
 \* ENTRE EN EL SORTEO MENSUAL \*  
 \* PARA SER UNO DE LOS CINCO GANADORES DE \$500! \*  
 \* ENTER BY COMPLETING A SHORT SURVEY \*  
 \* WITHIN ONE WEEK AT: www.loves.com/survey \*  
 \* YOUR ID NUMBER: 247120 770473 \*  
 \* NO PURCHASE NECESSARY TO ENTER OR WIN. \*  
 \* VOID WHERE PROHIBITED. MUST BE 18 OR OLDER TO ENTER. \*  
 \* OFFICIAL RULES & WINNERS AT: www.loves.com/survey \*  
 \*\*\*\*\*

STORE: 2471 TERMINAL: 12 03/18/23 11:29:46

10107456000000009393030000001028147

Account Number	AMOUNT DUE
101-07456-00	\$939.03
Due Date	After Due Date Pay
4/1/2023	\$1,028.14
Service Address	
4801 Lexington Park Cr.	

There will be a charge on all returned checks.  
 Please return this portion with your payment.  
 When paying in person, please bring both portions of this bill.

BRYANT, AR  
 210 Southwest 3rd St.  
 Bryant, AR 72022



06269



BRYANT, AR  
 210 Southwest 3rd St.  
 Bryant, AR 72022  
 (501) 943-0441



Eugene C Hampton  
 4801 LEXINGTON PARK CIR  
 BRYANT, AR 72022-6947



Amount on meter based on meter size.  
 WATER  
 FIRST 2,000 gallons

Payments received at this location are subject to a 3% service charge.  
 If a part due balance is shown, please contact the business office at (501) 943-0441 for more information.  
 If a part due balance is shown, please contact the business office at (501) 943-0441 for more information.

CITY OF BRYANT WATER AND WASTEWATER UTILITIES  
LEAK ADJUSTMENT REQUEST

Date of Request: 4/23 Service Account No.: 001-06097-12  
 Customer Name: Laiken Baird Home Phone: \_\_\_\_\_  
 Service Address: 2408 Biddle Work Phone: \_\_\_\_\_  
 City: Bryant State, Zip: AR 72022  
 Date Leak Detected: \_\_\_\_\_ Date Repaired: 4-11-23

Description of Cause of Leak (faucet, toilet, underground, etc.):

Toilet Leaking

Explanation of how leak was repaired: Attach plumbing invoice or receipts for repair parts

\_\_\_\_\_


Sworn Statement:

I \_\_\_\_\_ swear or affirm that the above and foregoing representations are true and correct to the best of my information, knowledge, and belief.

Signature \_\_\_\_\_

- You have the right to appeal the Customer Service Manager's decision to the Water and Sewer Advisory Committee (WSAC).
- If you are dissatisfied with the decision of the WSAC you have the right to appear before the Bryant City Council for a final decision.

FOR OFFICE USE ONLY									
/ month		Amount of Bill:	\$382.99			Usage:	211		
		Average Bill:	*39.53			Three Month Average Usage:	20		
		Adjustment Approved:	Yes <input checked="" type="checkbox"/> No <input type="checkbox"/>			Approved By:			
		Amount of Adjustment to Sewer Bill:	*165.40			Adjusted Bill Amount:	*217.59		
Payment Plan	Yes <input type="checkbox"/>	No <input type="checkbox"/>	Payment Period	3 Months <input type="checkbox"/>	6 Months <input type="checkbox"/>	Payment Amt.			

Customer Service Manager 

**Fairways at Hurricane Creek, ALP**  
 P O Box 13000  
 Fayetteville,AR 72703

**Work Order No.** 2030188  
**Date Call:** 04/11/2023 10:08 AM

**Status** Work Completed

**Date Completed:** 04/11/2023 10:47 AM  
**Brief Desc:** Toilet handle is getting stuck and

**Job Site:** 0148/2408  
 2408 Birdie Lane  
 Bryant,AR: 72022

**Caller Name:** Laiken Baird

**Caller Phone:** (870) 557-4851x  
**Occupant:** Balrd (t0172432)

**Home** (870) 557-4851x

**Priority:** 3-General

**Ok to enter?** YES

**Category:** Plumbing

**SubCategory:** Toilet

**Animal In Apt?** No

**Problem Description:** Toilet handle is getting stuck and causes a toilet leak because it will constantly run. It did this while I was on vacation and ran my water bill up to \$400. This is the second time it's needed work for the same reason. The water company said to put in a maintenance request for a fix and that y'all would put in a form to adjust the bill.

**Parts & Labor**

Quantity/ Hours	Item Type/ Employee Name	Description	Unit Price	Total
.02	Dean	Dean	.00	.00
			<b>Total</b>	<b>.00</b>

**Authorized by:** \_\_\_\_\_  
**Signed by** \_\_\_\_\_  
**Dated** \_\_\_\_\_  
**Invoice No.** \_\_\_\_\_

**Full Description** Toilet handle is getting stuck and causes a toilet leak because it will constantly run. It did this while I was on vacation and ran my water bill up to \$400. This is the second time it's needed work for the same reason. The water company said to put in a maintenance request for a fix and that y'all would put in a form to adjust the bill.

**Technician Notes:** replaced defective toilet handle and also the flapper on the toilet



# Bryant Water and Wastewater Committee Minutes

**Date:** Tuesday, April 4, 2023  
**Time:** 6:00 P.M.  
**Location:** 210 SW 3<sup>rd</sup> Street, Bryant, AR 72022

**Members Present:** Linda Levart, Wade Boone, Kathy Barber, Al Wise, Robert Griffin

**Members Absent:** Alan Kays, Madison McEntire and David Hannah

**Staff Present:** Tim Fournier, Angela Shepard, Moriah Winkel, Ted Taylor

**Call to Order:** This meeting was called to order by: **Linda Levart**

**Citizen's Concerns/Public Comments:** **March Leak Adjustment Requests:** All requested adjustments were approved.

Motion to Approve Leak Adjustments: **Robert Griffin**  
Motion Seconded: **Wade Boone**  
Motion carried with all aye votes

**Minutes:** Motion to Approve March Minutes as Presented: **Kathy Barber**

Motion Seconded: **Wade Boone**  
Motion carried with all aye votes

**Financials:** Tim asked the Committee to postpone reviewing the Financials until May's meeting. Public Works is in the process of gathering last years revenue fees to compare to the current year.

Motion to Postpone Reviewing February financials: **Linda Levart**

Motion Seconded: **Wade Boone**  
Motion carried with all aye votes

**Public Comments:** Mike Bryant, lives at 2022 Ridgecrest, is concerned about living in a flood zone with the creek near his home. Landscaping and trees are washing out, and flooding has become problematic. He presented several pictures to Tim and Ted. They will be getting with the consultant to review the images and survey the flooding area.

**Old Business** None



**New Business:**      **Emergency Sewer Line Repair:** Working with Crist Engineers, a solution has been identified. The plan has been presented to the Arkansas Department of Health for approval. The projected timeline, once approved, would be to begin working in May.

**Lift Station 20 Design/Improvements:** Currently under development and design.

**Mo's Minutes:** A meeting is scheduled with ARNC on May 13<sup>th</sup> to discuss a plan for funding the sewer line repair and lift station. Applications for May commission meeting are due April 17<sup>th</sup>.

**Discussion of Sewer Rates:** ARWA has been contacted regarding reviewing and updating our rates and fees for sewer. Rate studies are underway for inside and outside city limits for sewer usage. A motion and second to present the ordinances, that are not currently being charged, to Council was approved.

**Water Billing Software Update:** New software is up and running. Issues are starting to reside. May's bill will be a true read of the new meters. The water department has approximately 4,580 meters installed.

**Projects:**              **Saline Regional Public Water Authority Update:** Ted explained that they are still working through the draft permit process to receive funding from the county. Environmental studies will be conducted for the endangered species within the next year.

With no further business, the Chair asked for a motion to adjourn.

Motion to Adjourn:  
Motion Seconded:  
Motion carried with all aye votes

**Al Wise**  
**Robert Griffin**





Financial Statements  
February 2023



## General - Executive Summary Revenue & Expenditures

February 2023

	Annual Budget	YTD Budget	January	February	March	April	May	June	July	August	September	October	November	December	Actual YTD Total	Favorable (Unfavorable) Variance	Annual Budget Remaining
<b>Revenues:</b>																	
General	18,025,515	3,004,253	1,408,296	1,336,027	0	0	0	0	0	0	0	0	0	0	2,744,323	(259,929)	15,281,192
Administration	7,359,408	1,226,568	619,888	573,038											1,192,926	(33,642)	6,166,482
Community Development	617,250	102,875	65,346	43,370											108,724	5,849	508,526
Animal Control	666,502	111,084	57,453	55,188											112,641	1,557	553,861
Court	743,420	123,903	36,230	43,892											80,122	(43,781)	663,298
Parks	2,441,248	406,875	160,006	154,863											314,869	(92,006)	2,126,379
Fire	4,017,705	669,618	331,744	331,197											662,941	(6,677)	3,354,764
Police	2,179,882	363,330	137,630	134,471											272,101	(91,230)	1,907,881
<b>Total Revenues</b>	<b>18,025,515</b>	<b>3,004,253</b>	<b>1,408,296</b>	<b>1,336,027</b>											<b>2,744,323</b>	<b>(259,929)</b>	<b>15,281,192</b>
<b>Expenditures:</b>																	
General	18,545,117	3,090,853	1,519,594	1,356,941											2,876,535	214,318	15,668,581
Administration	1,221,168	203,528	56,607	84,104											140,711	62,817	1,080,458
Community Development	759,172	126,520	48,460	69,015											117,475	9,045	641,647
Animal Control	880,006	143,484	48,888	50,483											99,371	44,113	761,554
Court	693,257	115,543	41,551	65,115											106,666	8,377	586,591
Parks	3,204,701	534,117	257,072	266,411											523,483	10,634	2,681,218
Fire	5,087,627	847,938	448,642	341,461											790,104	57,834	4,297,523
Police	6,718,336	1,119,723	618,375	480,351											1,098,726	20,996	5,619,610
<b>Total Expenditures</b>	<b>18,545,117</b>	<b>3,090,853</b>	<b>1,519,594</b>	<b>1,356,941</b>											<b>2,876,535</b>	<b>214,318</b>	<b>15,668,581</b>
<b>Excess (Deficit) of Revenues over Expenditures</b>	<b>(519,602)</b>	<b>(86,600)</b>	<b>(111,298)</b>	<b>(20,914)</b>											<b>(132,212)</b>	<b>(474,247)</b>	<b>(387,390)</b>

## Street - Executive Summary Revenue & Expenditures

	Annual Budget	YTD Budget	January	February	March	April	May	June	July	August	September	October	November	December	Actual YTD Total	Favorable (Unfavorable) Variance	Annual Budget Remaining
<b>Revenues:</b>																	
Street	4,143,775	690,629	337,874	323,338											661,212	(29,417)	3,482,563
<b>Total Revenues</b>	<b>4,143,775</b>	<b>690,629</b>	<b>337,874</b>	<b>323,338</b>											<b>661,212</b>	<b>(29,417)</b>	<b>3,482,563</b>
<b>Expenditures:</b>																	
Street	6,820,394	1,136,732	221,655	642,417											864,082	272,650	5,956,312
<b>Total Expenditures</b>	<b>6,820,394</b>	<b>1,136,732</b>	<b>221,655</b>	<b>642,417</b>											<b>864,082</b>	<b>272,650</b>	<b>5,956,312</b>
<b>Excess (Deficit) of Revenues over Expenditures</b>	<b>(2,676,619)</b>	<b>(446,103)</b>	<b>(116,210)</b>	<b>(319,079)</b>											<b>(202,870)</b>	<b>(302,068)</b>	<b>(2,473,749)</b>



## Water - Executive Summary Revenue & Expenditures

February 2023

	January	February	March	April	May	June	July	August	September	October	November	December	Actual YTD Total	Favorable (Unfavorable) Variance	Annual Budget Remaining
<b>Revenues:</b>															
500-0900-4XXXs	360,202	362,102											751,384	(108,069)	4,405,338
<b>Total Revenues</b>	360,202	362,102											751,384	(108,069)	4,405,338
<b>Expenditures:</b>															
500-0900-5XXXs	183,898	421,197											585,065	38,209	3,154,562
500-0900-8XXX Capital		1,210,146											585,065	38,209	3,154,562
<b>Total Expenditures</b>	183,898	1,631,342											1,166,319	(146,279)	1,250,756
<b>Excess (Deficit) of Revenues over Expenditures</b>	225,414	(1,269,240)													

## Wastewater - Executive Summary Revenue & Expenditures

	January	February	March	April	May	June	July	August	September	October	November	December	Actual YTD Total	Favorable (Unfavorable) Variance	Annual Budget Remaining
<b>Revenues:</b>															
500-0950-4XXX	455,577	479,793											935,370	(2,570)	4,692,267
<b>Total Revenues</b>	455,577	479,793											935,370	(2,570)	4,692,267
<b>Expenditures:</b>															
510-0950-5XXXs	274,782	381,612											655,394	449	3,279,666
510-0950-8XXXs Capital	2,590	68,091											70,681	576,158	
<b>Total Expenditures</b>	276,372	449,703											726,075	576,608	3,279,666
<b>Excess (Deficit) of Revenues over Expenditures</b>	179,205	30,090											209,295	(579,177)	1,412,602

## Stormwater - Executive Summary Revenue & Expenditures

	January	February	March	April	May	June	July	August	September	October	November	December	Actual YTD Total	Favorable (Unfavorable) Variance	Annual Budget Remaining
<b>Revenues:</b>															
500-0140 on bills	25,932	25,658											51,590	257	256,410
515-0140-4XXX ARPA	860,537												860,537		
<b>Total Revenues</b>	886,469	25,658											912,127	257	256,410
<b>Expenditures:</b>															
000-0140-Street Related	33,298	29,273											62,571	45,385	585,167
515-0140-Capital		643,879											643,879	(368,325)	
<b>Total Expenditures</b>	33,298	673,152											706,450	(322,940)	585,167
<b>Excess (Deficit) of Revenues over Expenditures</b>	853,170	(647,494)											205,676	323,197	(328,757)





February 2023



Governmental Funds Cash Reserves

Updated 2/7/23

120 days cash = \$6.5M		Days			ACA 14-403-506
Funds:					Liabilities/Donations
001	Gen Operating Acct	5,275,248	97	0	1,808
002	Sales Tax Fund	3,302,436	61	339,642	54,422
005	Designated Tax	1,792,390	33	223,662	0
		10,370,075	191	508,224	217
		(220,444)	-4	720,862	31
		(420,212)	-8	1,792,390	
	Springhill Fire Department (see details below)	(678,110)	-13		
	Emergency Telephone Service (See details below)	(222,653)	-4		
	<b>Rolled Expenses from 2022 (\$463K) Capital</b>	<b>(830,000)</b>	<b>-15</b>		
	<b>Parks Proj left fr. 2021 OAC and MP\$50K and Software Con \$88K</b>	<b>7,998,655</b>	<b>148</b>		
	<b>Fire and Police Unfunded Raises approved by Council 2/28/23</b>				

Designated Divided into Depts

Administration	0
Animal Control	339,642
Parks	223,662
Fire	508,224
Police	720,862
<b>GF Totals</b>	<b>1,792,390</b>

**Springhill Fire Department Summary**

Beginning Balance (as of January 1, 2023)	\$ 219,351	Emergency Telephone Service	Beginning Balance (as of January 1, 2023)	\$ 420,983
2023 Revenue (Act 001-0510-4152)	\$ 1,093		2023 Revenue (Act 001-0610-4650)	\$ -
2023 Expenses (Act 001-0510-5XXX all)	\$ -		2023 Expenses (Act 001-0610-5650)	\$ 771
Current Balance as of this report ending date	\$ 220,444		Current Balance as of this report ending date	\$ 420,212

**New Position amount deducted manually, start March 19, 2018**  
**Updated paid thru 12/31/2022**  
 \$104K owed on Consoles PO 2021004685 \$ 316,212

**Street** 120 days cash = \$1.7M updated 2/7/23

Funds:	080	Operating Acct	2,381,326	Budgeted Stormwater Projects include:	Dogwood
	005	Designated Tax	627,315		Raintree
		Capital	3,008,641		Northlake
			2,994,050		Feasibility Study
	515	Stormwater Cap Cash	1,131,193		Unfunded
		Rolled Pos and Encumbrances	1,653,322		Cambridge
		Difference	(522,129)		Hilldale/Owen
					Crossing Loop
					Hanover
					Remington



### Utility Cash Reserves

February 2023

Updated 2/15/23

120 days cash = \$1.65Mil

**Funds:**

500  
535/550

Water Fund  
Impact Fee Funds

(59,647)	* Manually minus \$2mil transfer for Meters
322,849	
263,202	19

Reserved - Fixed Assets Infrastructure  
Reserved - Fixed Assets

500-0900-5816  
500-0900-5824

3,535,695	257	Meter Change Out Funding still needing to be determined part ARPA
500,000	36	Depreciation Expense Estimate
4,035,695	142	Rolled Pos
		3368279,03
		167,416

Difference **-123**

Updated 2/15/23

120 days cash = \$1.88Mil

510  
555

Wastewater Fund  
Impact Fee Funds

1,225,553	
(0)	
1,225,553	78

Manually removed obligated by Council 2/28/23 for Master plan

Reserved - Fixed Assets Infrastructure  
Reserved - Fixed Assets Equipment  
Reserved - Fixed Assets

510-0950-5816  
510-0950-5810  
510-0950-5824

3,126,237	200
254,798	16
500,000	32
3,881,035	137

Difference **-59**

rolled Pos



City of Bryant - Financial Statements

	Pooled Cash GL 999	Pooled Cash Bank, 999	on 3/6/23Balance Sheet Cash	End Bank Balances	Outstanding Checks and other	Outstanding Deposits	
General Fund, 001*	5,275,248	16,460,807	5,276,248	17,215,778	858,282	103,312	(1,000) 96358.72 from 510 9/15/23 DEPO000029
Sales Tax Fund, 002	3,302,436	0	3,302,436	0	0	0	0 DeGray not cashed Check for \$113K?
Franchise Fees, 003	3,984,108	0	3,984,108	0	0	0	0 And one for Crist 10/7/22 97037 for \$9037.83
Designated Tax Fund, 005	2,419,705	0	2,419,705	0	0	0	0
ARPA Investments, 007	0	0	1,272,523	1,272,523	0	0	0 Transferred out to Stormwater ARPA
Electronic Fund, 010	0	0	578,268	710,628	132,360	0	0 Includes 6 employee checks
Parks 1/8 Sales Tax, 045	345,945	0	345,945	0	0	0	0
Animal Control Donation, 020	60,049	(500)	60,549	0	0	0	0 Bank Account Closed now
Act 833 of 1991 Fire, 051	91,581	0	91,581	0	0	0	0
Fire 3/8 Sales Tax Fire, 055	752,368	0	752,368	0	0	0	0
Act 918 of 1983 Police, 061	53,937	0	53,937	0	0	0	0
Act 988 of 1991 Police, 062	33,006	0	33,006	0	0	0	0
Federal Drug Control PD, 066	0	0	29,255	29,255	0	0	0
State Drug Control PD, 068	0	0	23,126	23,126	0	0	0
Act 1256 of 1995 Court, 030	0	0	34	34	0	0	0 Deposit Book issue pending
Act 1809 of 2001 Court, 031	67,487	0	67,487	0	0	0	0
Street Fund, 080	2,381,326	3,848,450	2,381,326	3,849,535	1,085	0	0 O/S Check Barragh Co from 9/9/22
Street Bond 2016 DS, 185	0	0	63,205	63,205	0	0	0
Street Bond 2016 DSF, 186	0	0	324,794	324,794	0	0	0
Street Bond Construction, 187	0	0	3,023,732	3,023,732	0	0	0
LT Govt Capital Assets, 090	0	0	0	0	0	0	0
2016 SU Bond Spc Red, 110	0	0	19,985	19,985	0	0	0
2016 SU Bond DSR, 113	0	0	742,409	742,409	0	0	0
2016 SU Bond Fund, 114	0	0	1,419,092	1,419,092	0	0	0
LT Govt Debt, 165	0	0	0	0	0	0	0
2022 Amend 78, 167	0	0	301,526	301,526	0	0	0 Still waiting to Expend and Close This acct
Advert&Promo Cash held, 700	0	0	20,795	20,795	0	0	0 Last bit to transfer to Parks
Water Fund, 500*	875,722	3,135,218	876,333	3,092,635	24,579	67,163	(610)
Wastewater Fund, 510	290,184	29,055	290,184	29,055	0	0	0
Stormwater Cap Fund 515	1,131,193	0	1,131,193	0	0	0	0
Enterprise Depreciation 525	1,753,710	0	1,753,710	0	0	0	0
Sub Div Impact Fund 535	27,748	0	27,748	0	0	0	0
Water Impact Fund 550	295,101	0	295,101	0	0	0	0
Wastewater Impact Fund 555	332,176	0	332,176	0	0	0	0
2017 W/WW Bond, 604	0	0	66,870	66,870	0	0	0
2017 W/WW DSR, 606	0	0	263,950	263,950	0	0	0
Totals	23,473,031	23,473,031	31,624,708	32,468,929	1,016,306	170,475	(1,610)

\*Change Drawer amounts in Depts 120 and 200 of \$200 and depts 300 and 430 of \$300 equals \$1000 difference, and \$610 on fund 500

\*\* The Shading above denotes the eight groups on the following eight pages of balance sheets, General Govt, Public Safety, Courts, Streets, Long Term Govt, Enterprise, E. Debt



# Pooled Cash Report

Bryant, AR

For the Period Ending 2/28/2023

ACCOUNT #	ACCOUNT NAME	BEGINNING BALANCE	CURRENT ACTIVITY	CURRENT BALANCE
<b>CLAIM ON CASH</b>				
<a href="#">001-0000-1001</a>	Claim on Cash	5,286,626.72	(11,378.23)	5,275,248.49
<a href="#">002-0000-1001</a>	Claim on Cash	3,224,781.28	77,654.65	3,302,435.93
<a href="#">003-0000-1001</a>	Claim on Cash	3,896,661.19	87,446.66	3,984,107.85
<a href="#">005-0000-1001</a>	Claim on Cash	2,342,050.70	77,654.65	2,419,705.35
<a href="#">020-0000-1001</a>	Claim on Cash	60,567.73	(518.55)	60,049.18
<a href="#">031-0000-1001</a>	Claim on Cash	64,933.28	2,554.00	67,487.28
<a href="#">045-0000-1001</a>	Claim on Cash	336,237.91	9,707.08	345,944.99
<a href="#">051-0000-1001</a>	Claim on Cash	92,240.22	(659.25)	91,580.97
<a href="#">055-0000-1001</a>	Claim on Cash	723,247.79	29,120.24	752,368.03
<a href="#">061-0000-1001</a>	Claim on Cash	52,594.68	1,342.64	53,937.32
<a href="#">062-0000-1001</a>	Claim on Cash	32,810.89	195.00	33,005.89
<a href="#">080-0000-1001</a>	Claim on Cash	2,700,286.47	(318,960.71)	2,381,325.76
<a href="#">500-0000-1001</a>	Claim on Cash	1,569,119.10	(1,575,440.32)	(6,321.22)
<a href="#">510-0000-1001</a>	Claim on Cash	768,304.99	403,922.19	1,172,227.18
<a href="#">515-0000-1001</a>	Claim on Cash	1,775,072.22	(643,879.15)	1,131,193.07
<a href="#">525-0000-1001</a>	Claim on Cash	1,674,403.44	79,306.77	1,753,710.21
<a href="#">535-0000-1001</a>	Claim on Cash	27,747.94	0.00	27,747.94
<a href="#">550-0000-1001</a>	Claim on Cash	295,101.06	0.00	295,101.06
<a href="#">555-0000-1001</a>	Claim on Cash	332,175.74	0.00	332,175.74
<b>TOTAL CLAIM ON CASH</b>		<b>25,254,963.35</b>	<b>(1,781,932.33)</b>	<b>23,473,031.02</b>
<b>CASH IN BANK</b>				
Cash in Bank				
<a href="#">999-0000-1000</a>	Cash General Fund	18,297,741.29	(1,836,934.05)	16,460,807.24
<a href="#">999-0000-1021</a>	Cash Sales Tax Fund	0.00	0.00	0.00
<a href="#">999-0000-1022</a>	Cash Franchise Fees Fund	0.00	0.00	0.00
<a href="#">999-0000-1023</a>	Cash Designated Tax Fund	0.00	0.00	0.00
<a href="#">999-0000-1024</a>	Cash Animal Control Donations	0.00	(500.00)	(500.00)
<a href="#">999-0000-1025</a>	Cash Act 1809 of 2001 Court Auto	0.00	0.00	0.00
<a href="#">999-0000-1026</a>	Cash Park 1/8 Sales Tax O & M	0.00	0.00	0.00
<a href="#">999-0000-1027</a>	Cash Act 833 of 1991 Fire	0.00	0.00	0.00
<a href="#">999-0000-1028</a>	Cash Fire 3/8 Sales Tax	0.00	0.00	0.00
<a href="#">999-0000-1029</a>	Cash Act 918 of 1983 Police	0.00	0.00	0.00
<a href="#">999-0000-1030</a>	Cash Act 988 of 1991 Emerg Veh	0.00	0.00	0.00
<a href="#">999-0000-1031</a>	Cash Street Fund	3,694,946.85	153,503.28	3,848,450.13
<a href="#">999-0000-1032</a>	Cash Revenue Water Fund	3,233,219.75	(98,001.56)	3,135,218.19
<a href="#">999-0000-1033</a>	Cash Water Operating Fund	29,055.46	0.00	29,055.46
<a href="#">999-0000-1034</a>	Cash Stormwater Utility Fund	0.00	0.00	0.00
<a href="#">999-0000-1035</a>	Cash Depreciation - WW	0.00	0.00	0.00
<a href="#">999-0000-1036</a>	Cash Sub-Div Impact WW	0.00	0.00	0.00
<a href="#">999-0000-1037</a>	Cash Impact Water	0.00	0.00	0.00
<a href="#">999-0000-1038</a>	Cash Impact WW	0.00	0.00	0.00
<b>TOTAL: Cash in Bank</b>		<b>25,254,963.35</b>	<b>(1,781,932.33)</b>	<b>23,473,031.02</b>
<b>TOTAL CASH IN BANK</b>		<b>25,254,963.35</b>	<b>(1,781,932.33)</b>	<b>23,473,031.02</b>
<b>DUE TO OTHER FUNDS</b>				
<a href="#">999-0000-2500</a>	Due to Other Funds	25,254,963.35	(1,781,932.33)	23,473,031.02
<b>TOTAL DUE TO OTHER FUNDS</b>		<b>25,254,963.35</b>	<b>(1,781,932.33)</b>	<b>23,473,031.02</b>



ACCOUNT #	ACCOUNT NAME	BEGINNING BALANCE	CURRENT ACTIVITY	CURRENT BALANCE	
<b>ACCOUNTS PAYABLE PENDING</b>					
<a href="#">001-0000-2001</a>	Accounts Payable Pending	6,265.18	(6,297.08)	(31.90)	
<a href="#">002-0000-2001</a>	Accounts Payable Pending	0.00	0.00	0.00	
<a href="#">003-0000-2001</a>	Accounts Payable Pending	0.00	0.00	0.00	
<a href="#">005-0000-2001</a>	Accounts Payable Pending	0.00	0.00	0.00	
<a href="#">020-0000-2001</a>	Accounts Payable Pending	0.00	0.00	0.00	
<a href="#">031-0000-2001</a>	Accounts Payable Pending	0.00	0.00	0.00	
<a href="#">045-0000-2001</a>	Accounts Payable Pending	0.00	0.00	0.00	
<a href="#">051-0000-2001</a>	Accounts Payable Pending	0.00	0.00	0.00	
<a href="#">055-0000-2001</a>	Accounts Payable Pending	0.00	0.00	0.00	
<a href="#">061-0000-2001</a>	Accounts Payable Pending	0.00	0.00	0.00	
<a href="#">062-0000-2001</a>	Accounts Payable Pending	0.00	0.00	0.00	
<a href="#">080-0000-2001</a>	Accounts Payable Pending	(22,854.03)	(708.89)	(23,562.92)	
<a href="#">500-0000-2001</a>	Accounts Payable Pending	(103,366.60)	103,366.60	0.00	
<a href="#">510-0000-2001</a>	Accounts Payable Pending	744.35	(744.35)	0.00	
<a href="#">515-0000-2001</a>	Accounts Payable Pending	0.00	0.00	0.00	
<a href="#">525-0000-2001</a>	Accounts Payable Pending	0.00	0.00	0.00	
<a href="#">535-0000-2001</a>	Accounts Payable Pending	0.00	0.00	0.00	
<a href="#">550-0000-2001</a>	Accounts Payable Pending	0.00	0.00	0.00	
<a href="#">555-0000-2001</a>	Accounts Payable Pending	0.00	0.00	0.00	
<b>TOTAL ACCOUNTS PAYABLE PENDING</b>		<b>(119,211.10)</b>	<b>95,616.28</b>	<b>(23,594.82)</b>	
<b>DUE FROM OTHER FUNDS</b>					
<a href="#">999-0000-1551</a>	Due From General Fund	(6,265.18)	6,297.08	31.90	
<a href="#">999-0000-1552</a>	Due From Sales Tax Fund	0.00	0.00	0.00	
<a href="#">999-0000-1553</a>	Due From Franchise Fees Fund	0.00	0.00	0.00	
<a href="#">999-0000-1554</a>	Due From Designated Tax Fund	0.00	0.00	0.00	
<a href="#">999-0000-1555</a>	Due From Animal Control Donation	0.00	0.00	0.00	
<a href="#">999-0000-1556</a>	Due From Act 1809 of 2001 Court Auto	0.00	0.00	0.00	
<a href="#">999-0000-1557</a>	Due From Park 1/8 SalesTax O & M	0.00	0.00	0.00	
<a href="#">999-0000-1558</a>	Due From Act 833 of 1991 Fire	0.00	0.00	0.00	
<a href="#">999-0000-1559</a>	Due From Fire 3/8 SalesTax	0.00	0.00	0.00	
<a href="#">999-0000-1560</a>	Due From Act 918 of 1983 Police	0.00	0.00	0.00	
<a href="#">999-0000-1561</a>	Due From Act 988 of 1991 Emerg Veh	0.00	0.00	0.00	
<a href="#">999-0000-1562</a>	Due From Street Fund	22,854.03	708.89	23,562.92	
<a href="#">999-0000-1563</a>	Due From Revenue Fund - Water & WW	103,366.60	(103,366.60)	0.00	
<a href="#">999-0000-1564</a>	Due From Water Operating Fund	(744.35)	744.35	0.00	
<a href="#">999-0000-1565</a>	Due From Stormwater Utility Fund	0.00	0.00	0.00	
<a href="#">999-0000-1566</a>	Due From Depreciation - WW	0.00	0.00	0.00	
<a href="#">999-0000-1567</a>	Due From Sub-Div Impact WW	0.00	0.00	0.00	
<a href="#">999-0000-1568</a>	Due From Impact - Water	0.00	0.00	0.00	
<a href="#">999-0000-1569</a>	Due From Impact - WW	0.00	0.00	0.00	
<b>TOTAL DUE FROM OTHER FUNDS</b>		<b>119,211.10</b>	<b>(95,616.28)</b>	<b>23,594.82</b>	
<b>ACCOUNTS PAYABLE</b>					
<a href="#">999-0000-2000</a>	Accounts Payable	(119,211.10)	95,616.28	(23,594.82)	
<b>TOTAL ACCOUNTS PAYABLE</b>		<b>(119,211.10)</b>	<b>95,616.28</b>	<b>(23,594.82)</b>	
AP Pending	(23,594.82)	AP Pending	(23,594.82)	Due From Other Funds	(23,594.82)
Due From Other Funds	(23,594.82)	Accounts Payable	(23,594.82)	Accounts Payable	(23,594.82)
Difference	0.00	Difference	0.00	Difference	0.00



Bryant, AR

# Balance Sheet Account Summary

As Of 02/28/2023

Category	001 - General Fund	002 - Sales Tax Fund	003 - Franchise Fees Fund	005 - Designated Tax Fund	007 - Investment Account	010 - Electronic Tax	045 - Park 1/8 SalesTax O & M	Total
<b>Asset</b>								
A01 - Cash & Equivalents	5,276,248.49	3,302,435.93	3,984,107.85	2,419,705.35	1,272,522.73	578,267.83	345,944.99	17,179,233.17
A10 - Receivables	77,827.95	0.00	0.00	0.00	0.00	0.00	0.00	77,827.95
A50 - Other Assets	0.00	0.00	0.00	0.00	0.00	-661,263.88	0.00	-661,263.88
<b>Total Asset:</b>	<b>5,354,076.44</b>	<b>3,302,435.93</b>	<b>3,984,107.85</b>	<b>2,419,705.35</b>	<b>1,272,522.73</b>	<b>-82,996.05</b>	<b>345,944.99</b>	<b>16,595,797.24</b>
<b>Liability</b>								
L01 - Current Liabilities	-481,269.86	0.00	0.00	0.00	0.00	-82,996.05	0.00	-564,265.91
<b>Total Liability:</b>	<b>-481,269.86</b>	<b>0.00</b>	<b>0.00</b>	<b>0.00</b>	<b>0.00</b>	<b>-82,996.05</b>	<b>0.00</b>	<b>-564,265.91</b>
<b>Equity</b>								
Q30 - Equity	5,967,557.95	3,232,963.68	3,808,152.22	2,350,233.10	2,122,972.15	0.00	337,260.46	17,819,139.56
<b>Total Total Beginning Equity:</b>	<b>5,967,557.95</b>	<b>3,232,963.68</b>	<b>3,808,152.22</b>	<b>2,350,233.10</b>	<b>2,122,972.15</b>	<b>0.00</b>	<b>337,260.46</b>	<b>17,819,139.56</b>
Total Revenue	2,744,323.41	1,121,140.25	311,882.34	1,121,140.25	603.08	0.00	140,142.53	5,439,231.86
Total Expense	2,876,535.06	1,051,668.00	135,926.71	1,051,668.00	851,052.50	0.00	131,458.00	6,098,308.27
<b>Revenues Over/Under Expenses</b>	<b>-132,211.65</b>	<b>69,472.25</b>	<b>175,955.63</b>	<b>69,472.25</b>	<b>-850,449.42</b>	<b>0.00</b>	<b>8,684.53</b>	<b>-659,076.41</b>
<b>Total Equity and Current Surplus (Deficit):</b>	<b>5,835,346.30</b>	<b>3,302,435.93</b>	<b>3,984,107.85</b>	<b>2,419,705.35</b>	<b>1,272,522.73</b>	<b>0.00</b>	<b>345,944.99</b>	<b>17,160,063.15</b>
<b>Total Liabilities, Equity and Current Surplus (Deficit):</b>	<b>5,354,076.44</b>	<b>3,302,435.93</b>	<b>3,984,107.85</b>	<b>2,419,705.35</b>	<b>1,272,522.73</b>	<b>-82,996.05</b>	<b>345,944.99</b>	<b>16,595,797.24</b>





Bryant, AR

# Balance Sheet

## Account Summary

As Of 02/28/2023

Category	020 - Animal Control Donatio	051 - Act 833 of 1991 Fire	055 - Fire 3/8 SalesTax	061 - Act 918 of 1983 Police	062 - Act 988 of 1991 Emerg Veh	066 - Federal Drug Control	068 - State Drug Control	Total
Asset								
A01 - Cash & Equivalents	60,549.18	91,580.97	752,368.03	53,937.32	33,005.89	29,255.45	23,126.31	1,043,823.15
<b>Total Asset:</b>	<b>60,549.18</b>	<b>91,580.97</b>	<b>752,368.03</b>	<b>53,937.32</b>	<b>33,005.89</b>	<b>29,255.45</b>	<b>23,126.31</b>	<b>1,043,823.15</b>
Liability								
L01 - Current Liabilities	47,490.40	0.00	0.00	0.00	0.00	0.00	0.00	47,490.40
<b>Total Liability:</b>	<b>47,490.40</b>	<b>0.00</b>	<b>0.00</b>	<b>0.00</b>	<b>0.00</b>	<b>0.00</b>	<b>0.00</b>	<b>47,490.40</b>
Equity								
Q30 - Equity	13,058.78	92,240.22	726,316.45	51,252.04	32,810.89	29,254.97	23,125.93	968,059.28
<b>Total Total Beginning Equity:</b>	<b>13,058.78</b>	<b>92,240.22</b>	<b>726,316.45</b>	<b>51,252.04</b>	<b>32,810.89</b>	<b>29,254.97</b>	<b>23,125.93</b>	<b>968,059.28</b>
Total Revenue	0.00	0.00	420,427.58	2,685.28	195.00	0.48	0.38	423,308.72
Total Expense	0.00	659.25	394,376.00	0.00	0.00	0.00	0.00	395,035.25
<b>Revenues Over/Under Expenses</b>	<b>0.00</b>	<b>-659.25</b>	<b>26,051.58</b>	<b>2,685.28</b>	<b>195.00</b>	<b>0.48</b>	<b>0.38</b>	<b>28,273.47</b>
<b>Total Equity and Current Surplus (Deficit):</b>	<b>13,058.78</b>	<b>91,580.97</b>	<b>752,368.03</b>	<b>53,937.32</b>	<b>33,005.89</b>	<b>29,255.45</b>	<b>23,126.31</b>	<b>996,332.75</b>
<b>Total Liabilities, Equity and Current Surplus (Deficit):</b>	<b>60,549.18</b>	<b>91,580.97</b>	<b>752,368.03</b>	<b>53,937.32</b>	<b>33,005.89</b>	<b>29,255.45</b>	<b>23,126.31</b>	<b>1,043,823.15</b>



Bryant, AR

# Balance Sheet

## Account Summary

AS OF 02/28/2023

Category	030 - Act 1256 of 1995 Court	031 - Act 1809 of 2001 Court Auto	Total
<b>Asset</b>			
A01 - Cash & Equivalents	34.02	67,487.28	67,521.30
<b>Total Asset:</b>	<b>34.02</b>	<b>67,487.28</b>	<b>67,521.30</b>
<b>Equity</b>			
Q30 - Equity	1.08	70,200.16	70,201.24
<b>Total Total Beginning Equity:</b>	<b>1.08</b>	<b>70,200.16</b>	<b>70,201.24</b>
Total Revenue	41,788.80	4,726.00	46,514.80
Total Expense	41,755.86	7,438.88	49,194.74
<b>Revenues Over/Under Expenses</b>	<b>32.94</b>	<b>-2,712.88</b>	<b>-2,679.94</b>
<b>Total Equity and Current Surplus (Deficit):</b>	<b>34.02</b>	<b>67,487.28</b>	<b>67,521.30</b>
<b>Total Liabilities, Equity and Current Surplus (Deficit):</b>	<b>34.02</b>	<b>67,487.28</b>	<b>67,521.30</b>



Bryant, AR

# Balance Sheet Account Summary

As Of 02/28/2023

Category	080 - Street Fun	185 - Street Bond 2016 DS	186 - Street Bond 2016 DSR	187 - 2016 Street Construction Fu	Total
<b>Asset</b>					
A01 - Cash & Equivalents	2,381,325.76	63,204.81	324,793.75	3,023,732.26	5,793,056.58
<b>Total Asset:</b>	<b>2,381,325.76</b>	<b>63,204.81</b>	<b>324,793.75</b>	<b>3,023,732.26</b>	<b>5,793,056.58</b>
<b>Liability</b>					
L01 - Current Liabilities	26,269.26	0.00	0.00	0.00	26,269.26
<b>Total Liability:</b>	<b>26,269.26</b>	<b>0.00</b>	<b>0.00</b>	<b>0.00</b>	<b>26,269.26</b>
<b>Equity</b>					
Q30 - Equity	2,557,926.24	459,035.17	324,793.75	3,594,475.82	6,936,230.98
<b>Total Total Beginning Equity:</b>	<b>2,557,926.24</b>	<b>459,035.17</b>	<b>324,793.75</b>	<b>3,594,475.82</b>	<b>6,936,230.98</b>
Total Revenue	661,212.10	111,558.18	2,105.29	17,427.49	792,303.06
Total Expense	864,081.84	507,388.54	2,105.29	588,171.05	1,961,746.72
<b>Revenues Over/Under Expenses</b>	<b>-202,869.74</b>	<b>-395,830.36</b>	<b>0.00</b>	<b>-570,743.56</b>	<b>-1,169,443.66</b>
Total Equity and Current Surplus (Deficit):	2,355,056.50	63,204.81	324,793.75	3,023,732.26	5,766,787.32
<b>Total Liabilities, Equity and Current Surplus (Deficit):</b>	<b>2,381,325.76</b>	<b>63,204.81</b>	<b>324,793.75</b>	<b>3,023,732.26</b>	<b>5,793,056.58</b>



Bryant, AR

# Balance Sheet Account Summary

AS OF 02/28/2023

Category	090 - Long Term Governmental Capital Asset Fund	110 - Special Redemp - 2016 Bond	113 - Debt Service Reserve Fund	114 - 2016 Bond Fund	165 - Long Term Governmental Debt Fund	167 - 2022 Amend 78	700 - A/P Tax Commission	Total
<b>Asset</b>								
A01 - Cash & Equivalents	0.00	19,985.11	742,409.38	1,419,092.22	0.00	301,526.35	20,795.33	2,503,808.39
A30 - Fixed Assets	42,620,543.47	0.00	0.00	0.00	0.00	0.00	0.00	42,620,543.47
A50 - Other Assets	0.00	0.00	0.00	0.00	2,633,493.10	0.00	0.00	2,633,493.10
<b>Total Asset:</b>	<b>42,620,543.47</b>	<b>19,985.11</b>	<b>742,409.38</b>	<b>1,419,092.22</b>	<b>2,633,493.10</b>	<b>301,526.35</b>	<b>20,795.33</b>	<b>47,757,844.96</b>
<b>Liability</b>								
L01 - Current Liabilities	0.00	0.00	0.00	59,153.00	0.00	0.00	0.00	59,153.00
L80 - Long Term Liabilities	0.00	0.00	0.00	0.00	48,524,804.52	0.00	0.00	48,524,804.52
<b>Total Liability:</b>	<b>0.00</b>	<b>0.00</b>	<b>0.00</b>	<b>59,153.00</b>	<b>48,524,804.52</b>	<b>0.00</b>	<b>0.00</b>	<b>48,583,957.52</b>
<b>Equity</b>								
Q30 - Equity	42,620,543.47	14,809.51	742,409.38	793,898.31	-45,891,311.42	301,526.35	233,654.64	-1,184,469.76
<b>Total Total Beginning Equity:</b>	<b>42,620,543.47</b>	<b>14,809.51</b>	<b>742,409.38</b>	<b>793,898.31</b>	<b>-45,891,311.42</b>	<b>301,526.35</b>	<b>233,654.64</b>	<b>-1,184,469.76</b>
Total Revenue	0.00	5,175.60	5,067.68	566,040.91	0.00	0.00	38.73	576,322.92
Total Expense	0.00	0.00	5,067.68	0.00	0.00	0.00	212,898.04	217,965.72
<b>Revenues Over/Under Expenses</b>	<b>0.00</b>	<b>5,175.60</b>	<b>0.00</b>	<b>566,040.91</b>	<b>0.00</b>	<b>0.00</b>	<b>-212,859.31</b>	<b>358,357.20</b>
<b>Total Equity and Current Surplus (Deficit):</b>	<b>42,620,543.47</b>	<b>19,985.11</b>	<b>742,409.38</b>	<b>1,359,939.22</b>	<b>-45,891,311.42</b>	<b>301,526.35</b>	<b>20,795.33</b>	<b>-826,112.56</b>
<b>Total Liabilities, Equity and Current Surplus (Deficit):</b>	<b>42,620,543.47</b>	<b>19,985.11</b>	<b>742,409.38</b>	<b>1,419,092.22</b>	<b>2,633,493.10</b>	<b>301,526.35</b>	<b>20,795.33</b>	<b>47,757,844.96</b>





Bryant, AR

# Balance Sheet

## Account Summary

As Of 02/28/2023

Category	500 - Water Fun	510 - Wastewater Fun	515 - Stormwater Utili	525 - Depreciation - WW	535 - Sub-Div Impact WW	550 - Impact - Water	555 - Impact - WW	Total
<b>Asset</b>								
A01 - Cash & Equivalents	-5,711.22	1,172,227.18	1,131,193.07	1,753,710.21	27,747.94	295,101.06	332,175.74	4,706,443.98
A10 - Receivables	514,093.79	125,544.48	0.00	0.00	0.00	0.00	0.00	639,638.27
A30 - Fixed Assets	14,584,327.62	18,470,916.56	1,627,706.04	0.00	0.00	0.00	0.00	34,682,950.22
A50 - Other Assets	0.00	272,697.90	0.00	0.00	0.00	0.00	0.00	272,697.90
<b>Total Asset:</b>	<b>15,092,710.19</b>	<b>20,041,386.12</b>	<b>2,758,899.11</b>	<b>1,753,710.21</b>	<b>27,747.94</b>	<b>295,101.06</b>	<b>332,175.74</b>	<b>40,301,730.37</b>
<b>Liability</b>								
L01 - Current Liabilities	663,755.99	583,360.99	0.00	0.00	0.00	0.00	0.00	1,247,116.98
L80 - Long Term Liabilities	5,475,065.12	7,545,684.77	0.00	0.00	0.00	0.00	0.00	13,020,749.89
<b>Total Liability:</b>	<b>6,138,821.11</b>	<b>8,129,045.76</b>	<b>0.00</b>	<b>0.00</b>	<b>0.00</b>	<b>0.00</b>	<b>0.00</b>	<b>14,267,866.87</b>
<b>Equity</b>								
Q30 - Equity	9,892,799.43	11,756,437.76	2,542,241.66	1,674,403.44	27,747.94	295,101.06	332,175.74	26,520,907.03
<b>Total Total Beginning Equity:</b>	<b>9,892,799.43</b>	<b>11,756,437.76</b>	<b>2,542,241.66</b>	<b>1,674,403.44</b>	<b>27,747.94</b>	<b>295,101.06</b>	<b>332,175.74</b>	<b>26,520,907.03</b>
Total Revenue	1,738,343.85	882,043.54	860,536.60	79,306.77	0.00	0.00	0.00	3,560,230.76
Total Expense	2,677,254.20	726,140.94	643,879.15	0.00	0.00	0.00	0.00	4,047,274.29
Revenues Over/Under Expenses	-938,910.35	155,902.60	216,657.45	79,306.77	0.00	0.00	0.00	-487,043.53
<b>Total Equity and Current Surplus (Deficit):</b>	<b>8,953,889.08</b>	<b>11,912,340.36</b>	<b>2,758,899.11</b>	<b>1,753,710.21</b>	<b>27,747.94</b>	<b>295,101.06</b>	<b>332,175.74</b>	<b>26,033,863.50</b>
<b>Total Liabilities, Equity and Current Surplus (Deficit):</b>	<b>15,092,710.19</b>	<b>20,041,386.12</b>	<b>2,758,899.11</b>	<b>1,753,710.21</b>	<b>27,747.94</b>	<b>295,101.06</b>	<b>332,175.74</b>	<b>40,301,730.37</b>



Bryant, AR

# Balance Sheet Account Summary

As Of 02/28/2023

Category	604 - W/WW Ref Rev 2017 Bd Fr	606 - W/WW Ref Rev Bonds 2017 DSR	Total Asset:	Total
<b>Asset</b>				
A01 - Cash & Equivalents	66,870.17	263,949.89	<b>66,870.17</b>	330,820.06
				<b>330,820.06</b>
<b>Equity</b>				
Q30 - Equity	7,815.93	262,250.00		270,065.93
	<b>7,815.93</b>	<b>262,250.00</b>	<b>Total Total Beginning Equity:</b>	<b>270,065.93</b>
Total Revenue	59,387.58	1,699.89		61,087.47
Total Expense	333.34	0.00		333.34
<b>Revenues Over/Under Expenses</b>	<b>59,054.24</b>	<b>1,699.89</b>		<b>60,754.13</b>
	<b>Total Equity and Current Surplus (Deficit):</b>	<b>66,870.17</b>	<b>263,949.89</b>	<b>330,820.06</b>
	<b>Total Liabilities, Equity and Current Surplus (Deficit):</b>	<b>66,870.17</b>	<b>263,949.89</b>	<b>330,820.06</b>



Bryant, AR

# Budget Report Account Summary

For Fiscal: 2023 Period Ending: 02/28/2023

	Original Total Budget	Current Total Budget	Period Activity	Fiscal Activity	Variance Favorable (Unfavorable)	Percent Remaining
<b>Fund: 001 - General Fund</b>						
<b>Department: 0100 - Administration</b>						
<b>Revenue</b>						
<b>Category: R15 - Taxes - Property</b>						
<a href="#">001-0100-4150</a>	State Turnback	308,400.00	308,400.00	19,915.58	60,436.40	-247,963.60 80.40 %
<a href="#">001-0100-4151</a>	Saline County Treasurer	564,000.00	564,000.00	12,705.06	51,654.77	-512,345.23 90.84 %
	<b>Category: R15 - Taxes - Property Total:</b>	<b>872,400.00</b>	<b>872,400.00</b>	<b>32,620.64</b>	<b>112,091.17</b>	<b>-760,308.83 87.15%</b>
<b>Category: R60 - Miscellaneous Revenue</b>						
<a href="#">001-0100-4600</a>	Miscellaneous Revenue	1,000.00	1,000.00	0.00	0.00	-1,000.00 100.00 %
	<b>Category: R60 - Miscellaneous Revenue Total:</b>	<b>1,000.00</b>	<b>1,000.00</b>	<b>0.00</b>	<b>0.00</b>	<b>-1,000.00 100.00%</b>
<b>Category: R62 - Intergovernmental Tsfrs</b>						
<a href="#">001-0100-4627</a>	Xfer from Sales Tax	6,310,008.00	6,310,008.00	525,834.00	1,051,668.00	-5,258,340.00 83.33 %
<a href="#">001-0100-4629</a>	Xfer Franchise Tax	175,000.00	175,000.00	14,583.33	29,166.66	-145,833.34 83.33 %
	<b>Category: R62 - Intergovernmental Tsfrs Total:</b>	<b>6,485,008.00</b>	<b>6,485,008.00</b>	<b>540,417.33</b>	<b>1,080,834.66</b>	<b>-5,404,173.34 83.33%</b>
<b>Category: R85 - Interest Revenue</b>						
<a href="#">001-0100-4850</a>	Interest Revenue	1,000.00	1,000.00	0.00	0.00	-1,000.00 100.00 %
	<b>Category: R85 - Interest Revenue Total:</b>	<b>1,000.00</b>	<b>1,000.00</b>	<b>0.00</b>	<b>0.00</b>	<b>-1,000.00 100.00%</b>
	<b>Revenue Total:</b>	<b>7,359,408.00</b>	<b>7,359,408.00</b>	<b>573,037.97</b>	<b>1,192,925.83</b>	<b>-6,166,482.17 83.79%</b>
<b>Expense</b>						
<b>Category: E01 - Personnel Expense</b>						
<a href="#">001-0100-5000</a>	Salary Expense	1,027,681.78	1,027,681.78	73,935.31	147,136.57	880,545.21 85.68 %
<a href="#">001-0100-5001</a>	Elected Off. 2009-24,2011-27	322,496.00	324,038.00	28,202.31	52,840.25	271,197.75 83.69 %
<a href="#">001-0100-5005</a>	SWB Reimbursement	-1,372,373.00	-1,372,373.00	-114,364.43	-228,728.86	-1,143,644.14 83.33 %
<a href="#">001-0100-5010</a>	Overtime Expense	5,000.00	5,000.00	826.78	972.43	4,027.57 80.55 %
<a href="#">001-0100-5020</a>	FICA Expense	100,626.76	100,626.76	7,688.57	14,995.52	85,631.24 85.10 %
<a href="#">001-0100-5022</a>	Unemployment Expense	960.00	960.00	95.21	326.12	633.88 66.03 %
<a href="#">001-0100-5025</a>	Worker's Comp Expense	1,600.00	550.00	0.00	395.39	154.61 28.11 %
<a href="#">001-0100-5030</a>	APERS Expense	207,001.05	207,001.05	15,090.46	29,985.45	177,015.60 85.51 %
<a href="#">001-0100-5040</a>	Health Insurance Expense	168,005.28	168,005.28	11,571.44	23,142.88	144,862.40 86.22 %
<a href="#">001-0100-5042</a>	Employee Assistance Program	4,000.00	4,000.00	985.88	985.88	3,014.12 75.35 %
<a href="#">001-0100-5050</a>	Physical & Drug Screen Exp	800.00	800.00	0.00	0.00	800.00 100.00 %
<a href="#">001-0100-5054</a>	Bring Your Own Device - Phone	300.00	300.00	25.00	50.00	250.00 83.33 %
<a href="#">001-0100-5055</a>	Uniform Expense	500.00	500.00	0.00	0.00	500.00 100.00 %
<a href="#">001-0100-5057</a>	Vehicle Allowance	6,000.00	6,000.00	0.00	0.00	6,000.00 100.00 %
<a href="#">001-0100-5060</a>	Travel & Training Expense	25,700.00	25,700.00	1,242.87	1,242.87	24,457.13 95.16 %
<a href="#">001-0100-5062</a>	Travel & Training - Mayor	9,706.00	9,706.00	0.00	0.00	9,706.00 100.00 %
<a href="#">001-0100-5063</a>	Travel & Training - City Clerk	1,000.00	1,000.00	0.00	0.00	1,000.00 100.00 %
<a href="#">001-0100-5065</a>	First Aid Expense	100.00	100.00	0.00	0.00	100.00 100.00 %
	<b>Category: E01 - Personnel Expense Total:</b>	<b>509,103.87</b>	<b>509,595.87</b>	<b>25,299.40</b>	<b>43,344.50</b>	<b>466,251.37 91.49%</b>
<b>Category: E10 - Building &amp; Grounds Exp</b>						
<a href="#">001-0100-5102</a>	Repairs & Maint - Building	5,000.00	14,383.77	13,452.47	13,452.47	931.30 6.47 %
<a href="#">001-0100-5104</a>	Repairs & Maint - Grounds	5,500.00	5,500.00	350.00	350.00	5,150.00 93.64 %
<a href="#">001-0100-5110</a>	Utilities - Electric	8,400.00	8,400.00	457.27	860.22	7,539.78 89.76 %
<a href="#">001-0100-5111</a>	Utilities - Gas	1,000.00	1,000.00	209.10	539.64	460.36 46.04 %
<a href="#">001-0100-5112</a>	Utilities - Water	750.00	750.00	97.88	159.44	590.56 78.74 %
<a href="#">001-0100-5115</a>	Com Exp - Tel Landline.Interne	8,640.24	8,640.24	1,120.96	1,524.92	7,115.32 82.35 %
<a href="#">001-0100-5116</a>	Communication Exp - Cellular	7,440.00	7,440.00	676.16	1,374.23	6,065.77 81.53 %
<a href="#">001-0100-5120</a>	Insurance - Property	4,136.00	4,136.00	0.00	0.00	4,136.00 100.00 %
<a href="#">001-0100-5130</a>	Sanitation	1,080.00	1,080.00	86.99	86.99	993.01 91.95 %
<a href="#">001-0100-5142</a>	Janitorial Supplies and Main	4,500.00	4,500.00	1,165.14	1,496.56	3,003.44 66.74 %



Budget Report

For Fiscal: 2023 Period Ending: 02/28/2023

		Original Total Budget	Current Total Budget	Period Activity	Fiscal Activity	Variance Favorable (Unfavorable)	Percent Remaining
<a href="#">001-0100-5145</a>	Tools	1,000.00	1,000.00	0.00	0.00	1,000.00	100.00 %
<b>Category: E10 - Building &amp; Grounds Exp Total:</b>		<b>47,446.24</b>	<b>56,830.01</b>	<b>17,615.97</b>	<b>19,844.47</b>	<b>36,985.54</b>	<b>65.08%</b>
<b>Category: E20 - Vehicle Expense</b>							
<a href="#">001-0100-5200</a>	Fuel Expense	1,500.00	1,500.00	0.00	0.00	1,500.00	100.00 %
<a href="#">001-0100-5212</a>	Service & Repair - Equipment	1,000.00	1,000.00	0.00	0.00	1,000.00	100.00 %
<a href="#">001-0100-5225</a>	Insurance Expense - Vehicle	1,500.00	1,150.00	0.00	0.00	1,150.00	100.00 %
<b>Category: E20 - Vehicle Expense Total:</b>		<b>4,000.00</b>	<b>3,650.00</b>	<b>0.00</b>	<b>0.00</b>	<b>3,650.00</b>	<b>100.00%</b>
<b>Category: E30 - Supply Expense</b>							
<a href="#">001-0100-5300</a>	Supplies - Office	4,500.00	4,500.00	494.24	494.24	4,005.76	89.02 %
<a href="#">001-0100-5334</a>	Supplies - Volunteer	2,000.00	2,000.00	0.00	0.00	2,000.00	100.00 %
<a href="#">001-0100-5350</a>	Postage Expense	1,400.00	1,400.00	275.59	875.59	524.41	37.46 %
<b>Category: E30 - Supply Expense Total:</b>		<b>7,900.00</b>	<b>7,900.00</b>	<b>769.83</b>	<b>1,369.83</b>	<b>6,530.17</b>	<b>82.66%</b>
<b>Category: E40 - Operations Expense</b>							
<a href="#">001-0100-5480</a>	Dues & Subscriptions	76,212.00	76,212.00	479.42	479.42	75,732.58	99.37 %
<a href="#">001-0100-5505</a>	Mayor's Expense	13,500.00	13,500.00	34.04	34.04	13,465.96	99.75 %
<a href="#">001-0100-5506</a>	City Clerk Expense	7,100.00	7,100.00	0.00	0.00	7,100.00	100.00 %
<a href="#">001-0100-5510</a>	Meeting Expense	500.00	500.00	0.00	0.00	500.00	100.00 %
<a href="#">001-0100-5535</a>	Sales Tax Expense	2,500.00	2,500.00	0.00	34.00	2,466.00	98.64 %
<b>Category: E40 - Operations Expense Total:</b>		<b>99,812.00</b>	<b>99,812.00</b>	<b>513.46</b>	<b>547.46</b>	<b>99,264.54</b>	<b>99.45%</b>
<b>Category: E55 - Professional Services</b>							
<a href="#">001-0100-5550</a>	Prof Services - Acctg & Audit	12,750.00	12,750.00	0.00	0.00	12,750.00	100.00 %
<a href="#">001-0100-5553</a>	Prof Services - Advertising	7,500.00	7,500.00	0.00	0.00	7,500.00	100.00 %
<a href="#">001-0100-5583</a>	Prof Services - Legal	12,000.00	12,000.00	468.28	468.28	11,531.72	96.10 %
<a href="#">001-0100-5586</a>	Prof Services - Other	61,440.00	61,440.00	1,104.69	1,234.47	60,205.53	97.99 %
<a href="#">001-0100-5588</a>	Prof Services - Legal Notices	2,500.00	2,500.00	0.00	0.00	2,500.00	100.00 %
<a href="#">001-0100-5589</a>	Prof Services - Printing	100.00	100.00	0.00	0.00	100.00	100.00 %
<b>Category: E55 - Professional Services Total:</b>		<b>96,290.00</b>	<b>96,290.00</b>	<b>1,572.97</b>	<b>1,702.75</b>	<b>94,587.25</b>	<b>98.23%</b>
<b>Category: E60 - Miscellaneous Expense</b>							
<a href="#">001-0100-5600</a>	Miscellaneous Expense	100.00	100.00	-15.91	-15.91	115.91	115.91 %
<a href="#">001-0100-5608</a>	Software - New & Renewals	14,520.00	14,520.00	1,155.87	1,155.87	13,364.13	92.04 %
<b>Category: E60 - Miscellaneous Expense Total:</b>		<b>14,620.00</b>	<b>14,620.00</b>	<b>1,139.96</b>	<b>1,139.96</b>	<b>13,480.04</b>	<b>92.20%</b>
<b>Category: E68 - Donation Expense</b>							
<a href="#">001-0100-5680</a>	Boys and Girls Club Contract	50,000.00	50,000.00	0.00	12,500.00	37,500.00	75.00 %
<a href="#">001-0100-5681</a>	Sr. Adults Contract	30,000.00	30,000.00	4,914.96	12,414.96	17,585.04	58.62 %
<a href="#">001-0100-5682</a>	Historic Society Contract	10,000.00	10,000.00	0.00	0.00	10,000.00	100.00 %
<b>Category: E68 - Donation Expense Total:</b>		<b>90,000.00</b>	<b>90,000.00</b>	<b>4,914.96</b>	<b>24,914.96</b>	<b>65,085.04</b>	<b>72.32%</b>
<b>Expense Total:</b>		<b>869,172.11</b>	<b>878,697.88</b>	<b>51,826.55</b>	<b>92,863.93</b>	<b>785,833.95</b>	<b>89.43%</b>
<b>Department: 0100 - Administration Surplus (Deficit):</b>		<b>6,490,235.89</b>	<b>6,480,710.12</b>	<b>521,211.42</b>	<b>1,100,061.90</b>	<b>-5,380,648.22</b>	<b>83.03%</b>
<b>Department: 0110 - Information Technology Expense</b>							
<b>Category: E01 - Personnel Expense</b>							
<a href="#">001-0110-5060</a>	Travel & Training Expense	6,000.00	6,000.00	0.00	0.00	6,000.00	100.00 %
<b>Category: E01 - Personnel Expense Total:</b>		<b>6,000.00</b>	<b>6,000.00</b>	<b>0.00</b>	<b>0.00</b>	<b>6,000.00</b>	<b>100.00%</b>
<b>Category: E60 - Miscellaneous Expense</b>							
<a href="#">001-0110-5604</a>	Hardware - New & Renewals	36,500.00	36,500.00	4,492.77	10,585.86	25,914.14	71.00 %
<a href="#">001-0110-5606</a>	IT Projects & Labor	25,000.00	25,000.00	19.77	19.77	24,980.23	99.92 %
<a href="#">001-0110-5608</a>	Software - New & Renewals	86,075.00	86,075.00	19,223.32	21,253.48	64,821.52	75.31 %
<a href="#">001-0110-5610</a>	Website	8,000.00	8,000.00	402.93	402.93	7,597.07	94.96 %
<a href="#">001-0110-5612</a>	IT Tools & Supplies	1,000.00	1,000.00	0.00	0.00	1,000.00	100.00 %
<a href="#">001-0110-5614</a>	Copiers & Maintenance	22,800.00	22,800.00	2,553.23	4,651.83	18,148.17	79.60 %
<b>Category: E60 - Miscellaneous Expense Total:</b>		<b>179,375.00</b>	<b>179,375.00</b>	<b>26,692.02</b>	<b>36,913.87</b>	<b>142,461.13</b>	<b>79.42%</b>
<b>Category: E80 - Fixed Assets</b>							
<a href="#">001-0110-5808</a>	Capital Asset - Vehicles	0.00	35,000.00	0.00	0.00	35,000.00	100.00 %



Budget Report

For Fiscal: 2023 Period Ending: 02/28/2023

		Original Total Budget	Current Total Budget	Period Activity	Fiscal Activity	Variance Favorable (Unfavorable)	Percent Remaining
<a href="#">001-0110-5810</a>	Fixed Assets - Equipment	0.00	66,497.09	0.00	0.00	66,497.09	100.00 %
	<b>Category: E80 - Fixed Assets Total:</b>	<b>0.00</b>	<b>101,497.09</b>	<b>0.00</b>	<b>0.00</b>	<b>101,497.09</b>	<b>100.00%</b>
	<b>Expense Total:</b>	<b>185,375.00</b>	<b>286,872.09</b>	<b>26,692.02</b>	<b>36,913.87</b>	<b>249,958.22</b>	<b>87.13%</b>
	<b>Department: 0110 - Information Technology Total:</b>	<b>185,375.00</b>	<b>286,872.09</b>	<b>26,692.02</b>	<b>36,913.87</b>	<b>249,958.22</b>	<b>87.13%</b>
<b>Department: 0120 - Planning &amp; Development</b>							
<b>Revenue</b>							
<b>Category: R10 - Taxes - Sales</b>							
<a href="#">001-0120-4656</a>	Alcohol Sales Tax Collected	90,000.00	90,000.00	8,513.93	20,667.64	-69,332.36	77.04 %
	<b>Category: R10 - Taxes - Sales Total:</b>	<b>90,000.00</b>	<b>90,000.00</b>	<b>8,513.93</b>	<b>20,667.64</b>	<b>-69,332.36</b>	<b>77.04%</b>
<b>Category: R20 - Licenses Permits &amp; Fees</b>							
<a href="#">001-0120-4200</a>	Act 474 Commerical SurCharge	10,000.00	10,000.00	1,758.62	2,090.29	-7,909.71	79.10 %
<a href="#">001-0120-4206</a>	Annex/Rezoning Fees	3,000.00	3,000.00	250.00	290.00	-2,710.00	90.33 %
<a href="#">001-0120-4208</a>	Business Licenses	150,000.00	150,000.00	11,550.00	33,075.00	-116,925.00	77.95 %
<a href="#">001-0120-4210</a>	Commercial Remodel Permits	6,500.00	6,500.00	1,002.80	1,902.80	-4,597.20	70.73 %
<a href="#">001-0120-4214</a>	Electrical Permits	90,000.00	90,000.00	3,446.24	10,920.72	-79,079.28	87.87 %
<a href="#">001-0120-4220</a>	HVACR Permits	50,000.00	50,000.00	6,174.02	14,334.03	-35,665.97	71.33 %
<a href="#">001-0120-4226</a>	Mobile Home Permits	5,000.00	5,000.00	300.00	300.00	-4,700.00	94.00 %
<a href="#">001-0120-4228</a>	New Commercial Permits	60,000.00	60,000.00	2,070.00	3,303.00	-56,697.00	94.50 %
<a href="#">001-0120-4230</a>	Permits - Other	3,000.00	3,000.00	463.00	778.00	-2,222.00	74.07 %
<a href="#">001-0120-4232</a>	Plumbing/Gas Inspections	50,000.00	50,000.00	3,640.10	5,305.06	-44,694.94	89.39 %
<a href="#">001-0120-4234</a>	Re - Inspections Fees	5,000.00	5,000.00	535.00	990.00	-4,010.00	80.20 %
<a href="#">001-0120-4236</a>	Residential Building Permits	40,000.00	40,000.00	2,610.10	5,639.94	-34,360.06	85.90 %
<a href="#">001-0120-4238</a>	Residential Remodel Permits	3,500.00	3,500.00	135.00	1,747.88	-1,752.12	50.06 %
<a href="#">001-0120-4240</a>	Sanitation License	250.00	250.00	0.00	0.00	-250.00	100.00 %
<a href="#">001-0120-4242</a>	Sign Permits	6,500.00	6,500.00	815.00	5,465.00	-1,035.00	15.92 %
<a href="#">001-0120-4244</a>	Solicitation Permits	0.00	0.00	75.00	75.00	75.00	0.00 %
<a href="#">001-0120-4248</a>	Storage Building Permits	4,000.00	4,000.00	40.00	40.00	-3,960.00	99.00 %
<a href="#">001-0120-4250</a>	Subdivision Plat & Filing Fees	4,500.00	4,500.00	0.00	100.00	-4,400.00	97.78 %
<a href="#">001-0120-4256</a>	Burn Permit	6,000.00	6,000.00	0.00	75.00	-5,925.00	98.75 %
<a href="#">001-0120-4258</a>	Alcohol Permits - Revenue	30,000.00	30,000.00	0.00	1,625.00	-28,375.00	94.58 %
	<b>Category: R20 - Licenses Permits &amp; Fees Total:</b>	<b>527,250.00</b>	<b>527,250.00</b>	<b>34,864.88</b>	<b>88,056.72</b>	<b>-439,193.28</b>	<b>83.30%</b>
	<b>Revenue Total:</b>	<b>617,250.00</b>	<b>617,250.00</b>	<b>43,378.81</b>	<b>108,724.36</b>	<b>-508,525.64</b>	<b>82.39%</b>
<b>Expense</b>							
<b>Category: E01 - Personnel Expense</b>							
<a href="#">001-0120-5000</a>	Salary Expense	407,986.68	407,986.68	31,145.74	62,124.45	345,862.23	84.77 %
<a href="#">001-0120-5010</a>	Overtime Expense	1,500.00	1,500.00	0.00	0.00	1,500.00	100.00 %
<a href="#">001-0120-5020</a>	FICA Expense	31,325.74	31,325.74	2,330.46	4,648.63	26,677.11	85.16 %
<a href="#">001-0120-5022</a>	Unemployment Expense	420.00	420.00	56.21	146.08	273.92	65.22 %
<a href="#">001-0120-5025</a>	Worker's Comp Expense	0.00	1,050.00	0.00	1,025.45	24.55	2.34 %
<a href="#">001-0120-5030</a>	APERS Expense	60,849.00	60,849.00	4,614.49	9,203.38	51,645.62	84.88 %
<a href="#">001-0120-5040</a>	Health Insurance Expense	70,092.49	70,092.49	6,014.26	12,028.52	58,063.97	82.84 %
<a href="#">001-0120-5050</a>	Physical & Drug Screen Exp	150.00	150.00	0.00	0.00	150.00	100.00 %
<a href="#">001-0120-5055</a>	Uniform Expense	2,000.00	2,000.00	0.00	0.00	2,000.00	100.00 %
<a href="#">001-0120-5060</a>	Travel & Training Expense	12,500.00	12,500.00	389.00	389.00	12,111.00	96.89 %
	<b>Category: E01 - Personnel Expense Total:</b>	<b>586,823.91</b>	<b>587,873.91</b>	<b>44,550.16</b>	<b>89,565.51</b>	<b>498,308.40</b>	<b>84.76%</b>
<b>Category: E10 - Building &amp; Grounds Exp</b>							
<a href="#">001-0120-5110</a>	Utilities - Electric	1,320.00	1,320.00	114.32	215.06	1,104.94	83.71 %
<a href="#">001-0120-5111</a>	Utilities - Gas	240.00	240.00	52.28	134.92	105.08	43.78 %
<a href="#">001-0120-5112</a>	Utilities - Water	200.00	200.00	24.47	39.86	160.14	80.07 %
<a href="#">001-0120-5115</a>	Com Exp - Tel Landline.Interne	1,200.00	1,200.00	248.00	248.00	952.00	79.33 %
<a href="#">001-0120-5116</a>	Communication Exp - Cellular	5,160.00	5,160.00	340.58	658.78	4,501.22	87.23 %
<a href="#">001-0120-5120</a>	Insurance - Property	320.00	320.00	0.00	0.00	320.00	100.00 %
<a href="#">001-0120-5130</a>	Sanitation	265.00	265.00	43.12	43.12	221.88	83.73 %
	<b>Category: E10 - Building &amp; Grounds Exp Total:</b>	<b>8,705.00</b>	<b>8,705.00</b>	<b>822.77</b>	<b>1,339.74</b>	<b>7,365.26</b>	<b>84.61%</b>
<b>Category: E20 - Vehicle Expense</b>							
<a href="#">001-0120-5200</a>	Fuel Expense	9,000.00	9,000.00	550.20	895.93	8,104.07	90.05 %



Budget Report

For Fiscal: 2023 Period Ending: 02/28/2023

	Original Total Budget	Current Total Budget	Period Activity	Fiscal Activity	Variance Favorable (Unfavorable)	Percent Remaining
<a href="#">001-0120-5210</a>	Service & Repair - Vehicle	1,000.00	1,000.00	25.00	25.00	975.00 97.50 %
<a href="#">001-0120-5225</a>	Insurance Expense - Vehicle	2,400.00	2,093.01	0.00	1,110.41	982.60 46.95 %
<b>Category: E20 - Vehicle Expense Total:</b>		<b>12,400.00</b>	<b>12,093.01</b>	<b>575.20</b>	<b>2,031.34</b>	<b>10,061.67 83.20%</b>
<b>Category: E30 - Supply Expense</b>						
<a href="#">001-0120-5300</a>	Supplies - Office	2,500.00	2,500.00	0.00	0.00	2,500.00 100.00 %
<a href="#">001-0120-5350</a>	Postage Expense	2,000.00	2,000.00	123.52	123.52	1,876.48 93.82 %
<b>Category: E30 - Supply Expense Total:</b>		<b>4,500.00</b>	<b>4,500.00</b>	<b>123.52</b>	<b>123.52</b>	<b>4,376.48 97.26%</b>
<b>Category: E40 - Operations Expense</b>						
<a href="#">001-0120-5405</a>	Act 474 Surcharge	10,000.00	10,000.00	207.85	207.85	9,792.15 97.92 %
<a href="#">001-0120-5475</a>	Credit Card Fees	12,300.00	12,300.00	161.48	451.41	11,848.59 96.33 %
<a href="#">001-0120-5480</a>	Dues & Subscriptions	23,000.00	23,000.00	19,070.00	19,070.00	3,930.00 17.09 %
<b>Category: E40 - Operations Expense Total:</b>		<b>45,300.00</b>	<b>45,300.00</b>	<b>19,439.33</b>	<b>19,729.26</b>	<b>25,570.74 56.45%</b>
<b>Category: E55 - Professional Services</b>						
<a href="#">001-0120-5553</a>	Prof Services - Advertising	2,000.00	2,000.00	0.00	0.00	2,000.00 100.00 %
<a href="#">001-0120-5560</a>	Vacant Home Cleanup	5,000.00	5,000.00	0.00	0.00	5,000.00 100.00 %
<a href="#">001-0120-5568</a>	Prof Services - Electrical Ins	17,000.00	17,000.00	2,250.00	2,250.00	14,750.00 86.76 %
<a href="#">001-0120-5571</a>	Prof Services - Engineering	30,000.00	30,000.00	73.10	73.10	29,926.90 99.76 %
<a href="#">001-0120-5574</a>	Prof Services - GIS	3,000.00	3,000.00	0.00	0.00	3,000.00 100.00 %
<a href="#">001-0120-5589</a>	Prof Services - Printing	700.00	700.00	0.00	0.00	700.00 100.00 %
<b>Category: E55 - Professional Services Total:</b>		<b>57,700.00</b>	<b>57,700.00</b>	<b>2,323.10</b>	<b>2,323.10</b>	<b>55,376.90 95.97%</b>
<b>Category: E60 - Miscellaneous Expense</b>						
<a href="#">001-0120-5600</a>	Miscellaneous Expense	5,000.00	5,000.00	0.00	0.00	5,000.00 100.00 %
<a href="#">001-0120-5608</a>	Software - New & Renewals	25,000.00	25,000.00	0.00	0.00	25,000.00 100.00 %
<b>Category: E60 - Miscellaneous Expense Total:</b>		<b>30,000.00</b>	<b>30,000.00</b>	<b>0.00</b>	<b>0.00</b>	<b>30,000.00 100.00%</b>
<b>Category: E80 - Fixed Assets</b>						
<a href="#">001-0120-5808</a>	Capital Assets - Vehicles	12,650.00	12,650.00	1,181.33	2,362.66	10,287.34 81.32 %
<b>Category: E80 - Fixed Assets Total:</b>		<b>12,650.00</b>	<b>12,650.00</b>	<b>1,181.33</b>	<b>2,362.66</b>	<b>10,287.34 81.32%</b>
<b>Category: E85 - Interest Expense</b>						
<a href="#">001-0120-5850</a>	Interest Expense	300.00	300.00	0.00	0.00	300.00 100.00 %
<b>Category: E85 - Interest Expense Total:</b>		<b>300.00</b>	<b>300.00</b>	<b>0.00</b>	<b>0.00</b>	<b>300.00 100.00%</b>
<b>Expense Total:</b>		<b>758,378.91</b>	<b>759,121.92</b>	<b>69,015.41</b>	<b>117,475.13</b>	<b>641,646.79 84.52%</b>
<b>Department: 0120 - Planning &amp; Development Surplus (Deficit):</b>		<b>-141,128.91</b>	<b>-141,871.92</b>	<b>-25,636.60</b>	<b>-8,750.77</b>	<b>133,121.15 93.83%</b>
<b>Department: 0160 - Engineering Expense</b>						
<b>Category: E01 - Personnel Expense</b>						
<a href="#">001-0160-5025</a>	Worker's Comp Expense	4,135.00	735.00	0.00	706.71	28.29 3.85 %
<a href="#">001-0160-5055</a>	Uniform Expense	2,000.00	2,000.00	0.00	0.00	2,000.00 100.00 %
<a href="#">001-0160-5060</a>	Travel & Training Expense	5,000.00	5,000.00	1,320.00	1,320.00	3,680.00 73.60 %
<b>Category: E01 - Personnel Expense Total:</b>		<b>11,135.00</b>	<b>7,735.00</b>	<b>1,320.00</b>	<b>2,026.71</b>	<b>5,708.29 73.80%</b>
<b>Category: E10 - Building &amp; Grounds Exp</b>						
<a href="#">001-0160-5116</a>	Communication Exp - Cellular	2,300.00	2,300.00	178.58	357.02	1,942.98 84.48 %
<b>Category: E10 - Building &amp; Grounds Exp Total:</b>		<b>2,300.00</b>	<b>2,300.00</b>	<b>178.58</b>	<b>357.02</b>	<b>1,942.98 84.48%</b>
<b>Category: E20 - Vehicle Expense</b>						
<a href="#">001-0160-5200</a>	Fuel Expense	7,500.00	7,500.00	1,263.36	2,209.08	5,290.92 70.55 %
<a href="#">001-0160-5210</a>	Service & Repair - Vehicle	1,200.00	1,200.00	450.83	450.83	749.17 62.43 %
<a href="#">001-0160-5225</a>	Insurance Expense - Vehicle	1,700.00	1,913.23	0.00	1,904.81	8.42 0.44 %
<b>Category: E20 - Vehicle Expense Total:</b>		<b>10,400.00</b>	<b>10,613.23</b>	<b>1,714.19</b>	<b>4,564.72</b>	<b>6,048.51 56.99%</b>
<b>Category: E30 - Supply Expense</b>						
<a href="#">001-0160-5322</a>	Supplies - Operating	5,000.00	5,000.00	760.95	760.95	4,239.05 84.78 %
<b>Category: E30 - Supply Expense Total:</b>		<b>5,000.00</b>	<b>5,000.00</b>	<b>760.95</b>	<b>760.95</b>	<b>4,239.05 84.78%</b>
<b>Category: E60 - Miscellaneous Expense</b>						
<a href="#">001-0160-5604</a>	Hardware - New & Renewals	5,000.00	5,000.00	0.00	0.00	5,000.00 100.00 %
<a href="#">001-0160-5608</a>	Software - New & Renewals	5,650.00	5,650.00	0.00	0.00	5,650.00 100.00 %
<b>Category: E60 - Miscellaneous Expense Total:</b>		<b>10,650.00</b>	<b>10,650.00</b>	<b>0.00</b>	<b>0.00</b>	<b>10,650.00 100.00%</b>

Budget Report

For Fiscal: 2023 Period Ending: 02/28/2023

	Original Total Budget	Current Total Budget	Period Activity	Fiscal Activity	Variance Favorable (Unfavorable)	Percent Remaining
<b>Category: E80 - Fixed Assets</b>						
<a href="#">001-0160-5808</a> Capital Assets - Vehicles	19,000.00	19,000.00	1,611.72	3,223.44	15,776.56	83.03 %
<b>Category: E80 - Fixed Assets Total:</b>	<b>19,000.00</b>	<b>19,000.00</b>	<b>1,611.72</b>	<b>3,223.44</b>	<b>15,776.56</b>	<b>83.03%</b>
<b>Category: E85 - Interest Expense</b>						
<a href="#">001-0160-5850</a> Interest Expense	300.00	300.00	0.00	0.00	300.00	100.00 %
<b>Category: E85 - Interest Expense Total:</b>	<b>300.00</b>	<b>300.00</b>	<b>0.00</b>	<b>0.00</b>	<b>300.00</b>	<b>100.00%</b>
<b>Expense Total:</b>	<b>58,785.00</b>	<b>55,598.23</b>	<b>5,585.44</b>	<b>10,932.84</b>	<b>44,665.39</b>	<b>80.34%</b>
<b>Department: 0160 - Engineering Total:</b>	<b>58,785.00</b>	<b>55,598.23</b>	<b>5,585.44</b>	<b>10,932.84</b>	<b>44,665.39</b>	<b>80.34%</b>
<b>Department: 0200 - Animal Control</b>						
<b>Revenue</b>						
<b>Category: R20 - Licenses Permits &amp; Fees</b>						
<a href="#">001-0200-4202</a> Adoption Revenue	5,500.00	5,500.00	310.00	540.00	-4,960.00	90.18 %
<a href="#">001-0200-4222</a> Misc Revenue - Animal Control	8,000.00	8,000.00	560.00	968.45	-7,031.55	87.89 %
<a href="#">001-0200-4224</a> Dog License Fee	3,500.00	3,500.00	225.00	590.00	-2,910.00	83.14 %
<a href="#">001-0200-4246</a> Spay & Neuter Revenue	12,500.00	12,500.00	840.00	1,600.00	-10,900.00	87.20 %
<b>Category: R20 - Licenses Permits &amp; Fees Total:</b>	<b>29,500.00</b>	<b>29,500.00</b>	<b>1,935.00</b>	<b>3,698.45</b>	<b>-25,801.55</b>	<b>87.46%</b>
<b>Category: R40 - Fines &amp; Forfeitures</b>						
<a href="#">001-0200-4420</a> Animal Control Fines	6,000.00	6,000.00	670.00	3,776.20	-2,223.80	37.06 %
<b>Category: R40 - Fines &amp; Forfeitures Total:</b>	<b>6,000.00</b>	<b>6,000.00</b>	<b>670.00</b>	<b>3,776.20</b>	<b>-2,223.80</b>	<b>37.06%</b>
<b>Category: R62 - Intergovernmental Tsfrs</b>						
<a href="#">001-0200-4627</a> Xfer Designated Tax	631,002.00	631,002.00	52,583.00	105,166.00	-525,836.00	83.33 %
<b>Category: R62 - Intergovernmental Tsfrs Total:</b>	<b>631,002.00</b>	<b>631,002.00</b>	<b>52,583.00</b>	<b>105,166.00</b>	<b>-525,836.00</b>	<b>83.33%</b>
<b>Revenue Total:</b>	<b>666,502.00</b>	<b>666,502.00</b>	<b>55,188.00</b>	<b>112,640.65</b>	<b>-553,861.35</b>	<b>83.10%</b>
<b>Expense</b>						
<b>Category: E01 - Personnel Expense</b>						
<a href="#">001-0200-5000</a> Salary Expense	359,527.79	359,527.79	20,479.62	41,289.35	318,238.44	88.52 %
<a href="#">001-0200-5005</a> SWB Reimbursement	107,426.00	107,426.00	8,952.17	17,904.34	89,521.66	83.33 %
<a href="#">001-0200-5010</a> Overtime Expense	12,000.00	12,000.00	368.16	1,385.21	10,614.79	88.46 %
<a href="#">001-0200-5020</a> FICA Expense	28,421.47	28,421.47	1,530.05	3,134.30	25,287.17	88.97 %
<a href="#">001-0200-5022</a> Unemployment Expense	576.00	576.00	46.51	111.98	464.02	80.56 %
<a href="#">001-0200-5025</a> Worker's Comp Expense	1,900.00	2,700.00	0.00	2,698.03	1.97	0.07 %
<a href="#">001-0200-5030</a> APERS Expense	56,611.66	56,611.66	3,179.96	6,404.42	50,207.24	88.69 %
<a href="#">001-0200-5040</a> Health Insurance Expense	81,998.40	81,998.40	5,009.84	9,523.60	72,474.80	88.39 %
<a href="#">001-0200-5050</a> Physical & Drug Screen Exp	500.00	500.00	35.22	35.22	464.78	92.96 %
<a href="#">001-0200-5055</a> Uniform Expense	5,000.00	5,000.00	241.69	241.69	4,758.31	95.17 %
<a href="#">001-0200-5060</a> Travel & Training Expense	11,000.00	11,000.00	980.95	980.95	10,019.05	91.08 %
<a href="#">001-0200-5065</a> First Aid Expense	200.00	200.00	0.00	0.00	200.00	100.00 %
<b>Category: E01 - Personnel Expense Total:</b>	<b>665,161.32</b>	<b>665,961.32</b>	<b>40,824.17</b>	<b>83,709.09</b>	<b>582,252.23</b>	<b>87.43%</b>
<b>Category: E10 - Building &amp; Grounds Exp</b>						
<a href="#">001-0200-5102</a> Repairs & Maint - Building	5,000.00	5,000.00	303.52	385.65	4,614.35	92.29 %
<a href="#">001-0200-5104</a> Repairs & Maint - Grounds	8,320.00	8,320.00	0.00	0.00	8,320.00	100.00 %
<a href="#">001-0200-5110</a> Utilities - Electric	10,000.00	10,000.00	880.52	1,762.51	8,237.49	82.37 %
<a href="#">001-0200-5111</a> Utilities - Gas	480.00	480.00	53.66	149.16	330.84	68.93 %
<a href="#">001-0200-5112</a> Utilities - Water	500.00	500.00	52.58	98.57	401.43	80.29 %
<a href="#">001-0200-5115</a> Com Exp - Tel Landline.Interne	9,500.00	9,500.00	994.41	1,534.82	7,965.18	83.84 %
<a href="#">001-0200-5116</a> Communication Exp - Cellular	4,440.00	4,440.00	272.66	545.20	3,894.80	87.72 %
<a href="#">001-0200-5120</a> Insurance - Property	956.00	956.00	0.00	0.00	956.00	100.00 %
<a href="#">001-0200-5130</a> Sanitation	1,500.00	1,500.00	251.25	251.25	1,248.75	83.25 %
<a href="#">001-0200-5140</a> Supplies - B&G	500.00	500.00	85.43	85.43	414.57	82.91 %
<a href="#">001-0200-5142</a> Janitorial Supplies and Main	4,000.00	4,000.00	392.39	580.28	3,419.72	85.49 %
<a href="#">001-0200-5145</a> Tools	1,500.00	1,500.00	272.59	272.59	1,227.41	81.83 %
<b>Category: E10 - Building &amp; Grounds Exp Total:</b>	<b>46,696.00</b>	<b>46,696.00</b>	<b>3,559.01</b>	<b>5,665.46</b>	<b>41,030.54</b>	<b>87.87%</b>
<b>Category: E20 - Vehicle Expense</b>						
<a href="#">001-0200-5200</a> Fuel Expense	4,500.00	4,500.00	730.10	1,095.10	3,404.90	75.66 %
<a href="#">001-0200-5210</a> Service & Repair - Vehicle	8,700.00	8,700.00	260.81	563.67	8,136.33	93.52 %



Budget Report

For Fiscal: 2023 Period Ending: 02/28/2023

	Original Total Budget	Current Total Budget	Period Activity	Fiscal Activity	Variance Favorable (Unfavorable)	Percent Remaining
<a href="#">001-0200-5225</a> Insurance Expense - Vehicle	1,205.90	1,555.90	0.00	1,524.59	31.31	2.01 %
<b>Category: E20 - Vehicle Expense Total:</b>	<b>14,405.90</b>	<b>14,755.90</b>	<b>990.91</b>	<b>3,183.36</b>	<b>11,572.54</b>	<b>78.43%</b>
<b>Category: E30 - Supply Expense</b>						
<a href="#">001-0200-5300</a> Supplies - Office	1,200.00	1,200.00	140.41	140.41	1,059.59	88.30 %
<a href="#">001-0200-5302</a> Supplies - Kitchen	350.00	350.00	18.30	18.30	331.70	94.77 %
<a href="#">001-0200-5306</a> Supplies - Food Allowance	1,000.00	1,000.00	0.00	0.00	1,000.00	100.00 %
<a href="#">001-0200-5322</a> Supplies - Operating	9,300.00	9,300.00	62.88	62.88	9,237.12	99.32 %
<a href="#">001-0200-5350</a> Postage Expense	100.00	100.00	94.96	94.96	5.04	5.04 %
<a href="#">001-0200-5370</a> Medicine Expense	9,000.00	9,137.34	150.25	215.87	8,921.47	97.64 %
<a href="#">001-0200-5371</a> Spay & Neuter Vouchers	1,000.00	1,000.00	0.00	0.00	1,000.00	100.00 %
<b>Category: E30 - Supply Expense Total:</b>	<b>21,950.00</b>	<b>22,087.34</b>	<b>466.80</b>	<b>532.42</b>	<b>21,554.92</b>	<b>97.59%</b>
<b>Category: E40 - Operations Expense</b>						
<a href="#">001-0200-5475</a> Credit Card Fees	3,120.00	3,120.00	122.51	295.26	2,824.74	90.54 %
<a href="#">001-0200-5480</a> Dues & Subscriptions	825.00	825.00	413.72	413.72	411.28	49.85 %
<b>Category: E40 - Operations Expense Total:</b>	<b>3,945.00</b>	<b>3,945.00</b>	<b>536.23</b>	<b>708.98</b>	<b>3,236.02</b>	<b>82.03%</b>
<b>Category: E55 - Professional Services</b>						
<a href="#">001-0200-5577</a> Prof Services - Incineration & Disp	4,000.00	4,000.00	0.00	0.00	4,000.00	100.00 %
<a href="#">001-0200-5589</a> Prof Services - Printing	1,000.00	1,000.00	401.72	401.72	598.28	59.83 %
<a href="#">001-0200-5592</a> Prof Services - Veterinarian	25,000.00	25,000.00	994.37	1,221.67	23,778.33	95.11 %
<a href="#">001-0200-5593</a> Animal Care Charges	5,000.00	5,000.00	303.29	303.29	4,696.71	93.93 %
<b>Category: E55 - Professional Services Total:</b>	<b>35,000.00</b>	<b>35,000.00</b>	<b>1,699.38</b>	<b>1,926.68</b>	<b>33,073.32</b>	<b>94.50%</b>
<b>Category: E60 - Miscellaneous Expense</b>						
<a href="#">001-0200-5600</a> Miscellaneous Expense	1,000.00	1,000.00	0.00	0.00	1,000.00	100.00 %
<a href="#">001-0200-5604</a> Hardware - New & Renewals	1,500.00	1,500.00	0.00	0.00	1,500.00	100.00 %
<a href="#">001-0200-5608</a> Software - New & Renewals	1,500.00	1,500.00	1,167.87	1,167.87	332.13	22.14 %
<b>Category: E60 - Miscellaneous Expense Total:</b>	<b>4,000.00</b>	<b>4,000.00</b>	<b>1,167.87</b>	<b>1,167.87</b>	<b>2,832.13</b>	<b>70.80%</b>
<b>Category: E72 - Bond Expense</b>						
<a href="#">001-0200-5840</a> Principal on Loans	7,680.00	7,680.00	645.30	1,289.49	6,390.51	83.21 %
<b>Category: E72 - Bond Expense Total:</b>	<b>7,680.00</b>	<b>7,680.00</b>	<b>645.30</b>	<b>1,289.49</b>	<b>6,390.51</b>	<b>83.21%</b>
<b>Category: E80 - Fixed Assets</b>						
<a href="#">001-0200-5808</a> Capital Assets - Vehicles	0.00	60,000.00	535.61	1,071.22	58,928.78	98.21 %
<b>Category: E80 - Fixed Assets Total:</b>	<b>0.00</b>	<b>60,000.00</b>	<b>535.61</b>	<b>1,071.22</b>	<b>58,928.78</b>	<b>98.21%</b>
<b>Category: E85 - Interest Expense</b>						
<a href="#">001-0200-5850</a> Interest Expense	780.00	780.00	57.78	116.67	663.33	85.04 %
<b>Category: E85 - Interest Expense Total:</b>	<b>780.00</b>	<b>780.00</b>	<b>57.78</b>	<b>116.67</b>	<b>663.33</b>	<b>85.04%</b>
<b>Expense Total:</b>	<b>799,618.22</b>	<b>860,905.56</b>	<b>50,483.06</b>	<b>99,371.24</b>	<b>761,534.32</b>	<b>88.46%</b>
<b>Department: 0200 - Animal Control Surplus (Deficit):</b>	<b>-133,116.22</b>	<b>-194,403.56</b>	<b>4,704.94</b>	<b>13,269.41</b>	<b>207,672.97</b>	<b>106.83%</b>
<b>Department: 0300 - Court</b>						
<b>Revenue</b>						
<b>Category: R40 - Fines &amp; Forfeitures</b>						
<a href="#">001-0300-4400</a> Act 316 of 1991 Revenue	200.00	200.00	18.12	36.24	-163.76	81.88 %
<a href="#">001-0300-4412</a> City Attorney Reim	26,000.00	26,000.00	2,190.68	4,381.36	-21,618.64	83.15 %
<a href="#">001-0300-4414</a> Court Fines	400,000.00	400,000.00	31,730.83	54,590.19	-345,409.81	86.35 %
<a href="#">001-0300-4416</a> District Court Reim	14,000.00	14,000.00	1,181.04	2,362.08	-11,637.92	83.13 %
<a href="#">001-0300-4424</a> Judge Retirement Reim	4,700.00	4,700.00	394.84	789.68	-3,910.32	83.20 %
<a href="#">001-0300-4426</a> Ordinance 89-15 Revenue	23,000.00	23,000.00	1,966.60	3,933.20	-19,066.80	82.90 %
<a href="#">001-0300-4428</a> Warrant Fees	65,000.00	65,000.00	3,191.80	5,426.80	-59,573.20	91.65 %
<b>Category: R40 - Fines &amp; Forfeitures Total:</b>	<b>532,900.00</b>	<b>532,900.00</b>	<b>40,673.91</b>	<b>71,519.55</b>	<b>-461,380.45</b>	<b>86.58%</b>
<b>Category: R60 - Miscellaneous Revenue</b>						
<a href="#">001-0300-4600</a> Miscellaneous Revenue	50,520.00	50,520.00	3,217.80	8,602.61	-41,917.39	82.97 %
<b>Category: R60 - Miscellaneous Revenue Total:</b>	<b>50,520.00</b>	<b>50,520.00</b>	<b>3,217.80</b>	<b>8,602.61</b>	<b>-41,917.39</b>	<b>82.97%</b>



Budget Report

For Fiscal: 2023 Period Ending: 02/28/2023

	Original Total Budget	Current Total Budget	Period Activity	Fiscal Activity	Variance Favorable (Unfavorable)	Percent Remaining
<b>Category: R64 - Reimbursement</b>						
<a href="#">001-0300-4640</a> Reimbursement RevSaline County	160,000.00	160,000.00	0.00	0.00	-160,000.00	100.00 %
<b>Category: R64 - Reimbursement Total:</b>	<b>160,000.00</b>	<b>160,000.00</b>	<b>0.00</b>	<b>0.00</b>	<b>-160,000.00</b>	<b>100.00%</b>
<b>Revenue Total:</b>	<b>743,420.00</b>	<b>743,420.00</b>	<b>43,891.71</b>	<b>80,122.16</b>	<b>-663,297.84</b>	<b>89.22%</b>
<b>Expense</b>						
<b>Category: E01 - Personnel Expense</b>						
<a href="#">001-0300-5000</a> Salary Expense	313,669.24	313,669.24	23,951.36	47,696.17	265,973.07	84.79 %
<a href="#">001-0300-5010</a> Overtime Expense	500.00	500.00	0.00	0.00	500.00	100.00 %
<a href="#">001-0300-5020</a> FICA Expense	24,033.95	24,033.95	1,761.67	3,507.53	20,526.42	85.41 %
<a href="#">001-0300-5022</a> Unemployment Expense	420.00	420.00	57.01	134.91	285.09	67.88 %
<a href="#">001-0300-5025</a> Worker's Comp Expense	1,300.00	1,700.00	0.00	1,672.61	27.39	1.61 %
<a href="#">001-0300-5030</a> APERS Expense	48,060.72	48,060.72	3,669.37	7,307.09	40,753.63	84.80 %
<a href="#">001-0300-5038</a> Pension Expense-Judge Rtmnt	10,000.00	10,000.00	0.00	0.00	10,000.00	100.00 %
<a href="#">001-0300-5040</a> Health Insurance Expense	62,987.04	62,987.04	4,997.58	9,995.16	52,991.88	84.13 %
<a href="#">001-0300-5050</a> Physical & Drug Screen Exp	300.00	300.00	0.00	0.00	300.00	100.00 %
<a href="#">001-0300-5055</a> Uniform Expense	500.00	500.00	0.00	12.21	487.79	97.56 %
<a href="#">001-0300-5060</a> Travel & Training Expense	10,500.00	10,500.00	1,120.92	1,120.92	9,379.08	89.32 %
<a href="#">001-0300-5070</a> Judge - Share to State	30,000.00	30,000.00	2,405.18	4,810.36	25,189.64	83.97 %
<b>Category: E01 - Personnel Expense Total:</b>	<b>502,270.95</b>	<b>502,670.95</b>	<b>37,963.09</b>	<b>76,256.96</b>	<b>426,413.99</b>	<b>84.83%</b>
<b>Category: E10 - Building &amp; Grounds Exp</b>						
<a href="#">001-0300-5102</a> Repairs & Maint - Building	11,000.00	11,000.00	0.00	0.00	11,000.00	100.00 %
<a href="#">001-0300-5110</a> Utilities - Electric	6,000.00	6,000.00	457.27	860.21	5,139.79	85.66 %
<a href="#">001-0300-5111</a> Utilities - Gas	1,200.00	1,200.00	209.09	539.62	660.38	55.03 %
<a href="#">001-0300-5112</a> Utilities - Water	650.00	650.00	97.87	159.43	490.57	75.47 %
<a href="#">001-0300-5115</a> Com Exp - Tel Landline.Interne	3,216.00	3,216.00	615.87	707.74	2,508.26	77.99 %
<a href="#">001-0300-5130</a> Sanitation	1,080.00	1,080.00	172.50	172.50	907.50	84.03 %
<a href="#">001-0300-5142</a> Janitorial Supplies and Main	500.00	500.00	28.60	28.60	471.40	94.28 %
<b>Category: E10 - Building &amp; Grounds Exp Total:</b>	<b>23,646.00</b>	<b>23,646.00</b>	<b>1,581.20</b>	<b>2,468.10</b>	<b>21,177.90</b>	<b>89.56%</b>
<b>Category: E30 - Supply Expense</b>						
<a href="#">001-0300-5300</a> Supplies - Office	9,000.00	9,000.00	1,234.45	2,366.29	6,633.71	73.71 %
<a href="#">001-0300-5350</a> Postage Expense	2,000.00	2,000.00	233.72	233.72	1,766.28	88.31 %
<b>Category: E30 - Supply Expense Total:</b>	<b>11,000.00</b>	<b>11,000.00</b>	<b>1,468.17</b>	<b>2,600.01</b>	<b>8,399.99</b>	<b>76.36%</b>
<b>Category: E40 - Operations Expense</b>						
<a href="#">001-0300-5480</a> Dues & Subscriptions	146,000.00	146,000.00	23,839.00	24,814.00	121,186.00	83.00 %
<b>Category: E40 - Operations Expense Total:</b>	<b>146,000.00</b>	<b>146,000.00</b>	<b>23,839.00</b>	<b>24,814.00</b>	<b>121,186.00</b>	<b>83.00%</b>
<b>Category: E55 - Professional Services</b>						
<a href="#">001-0300-5553</a> Prof Services - Advertising	500.00	500.00	0.00	0.00	500.00	100.00 %
<a href="#">001-0300-5589</a> Prof Services - Printing	5,000.00	5,000.00	0.00	0.00	5,000.00	100.00 %
<b>Category: E55 - Professional Services Total:</b>	<b>5,500.00</b>	<b>5,500.00</b>	<b>0.00</b>	<b>0.00</b>	<b>5,500.00</b>	<b>100.00%</b>
<b>Category: E60 - Miscellaneous Expense</b>						
<a href="#">001-0300-5608</a> Software - New & Renewals	1,272.00	1,272.00	0.00	0.00	1,272.00	100.00 %
<a href="#">001-0300-5614</a> Copiers & Maintenance	3,168.00	3,168.00	263.24	526.48	2,641.52	83.38 %
<b>Category: E60 - Miscellaneous Expense Total:</b>	<b>4,440.00</b>	<b>4,440.00</b>	<b>263.24</b>	<b>526.48</b>	<b>3,913.52</b>	<b>88.14%</b>
<b>Expense Total:</b>	<b>692,856.95</b>	<b>693,256.95</b>	<b>65,114.70</b>	<b>106,665.55</b>	<b>586,591.40</b>	<b>84.61%</b>
<b>Department: 0300 - Court Surplus (Deficit):</b>	<b>50,563.05</b>	<b>50,163.05</b>	<b>-21,222.99</b>	<b>-26,543.39</b>	<b>-76,706.44</b>	<b>152.91%</b>
<b>Department: 0400 - Parks</b>						
<b>Revenue</b>						
<b>Category: R62 - Intergovernmental Tsfrs</b>						
<a href="#">001-0400-4627</a> Xfer Designated Tax	631,002.00	631,002.00	52,583.00	105,166.00	-525,836.00	83.33 %
<a href="#">001-0400-4629</a> Xfer Park 1/8 O & M	788,751.00	788,751.00	65,729.00	131,458.00	-657,293.00	83.33 %
<b>Category: R62 - Intergovernmental Tsfrs Total:</b>	<b>1,419,753.00</b>	<b>1,419,753.00</b>	<b>118,312.00</b>	<b>236,624.00</b>	<b>-1,183,129.00</b>	<b>83.33%</b>
<b>Revenue Total:</b>	<b>1,419,753.00</b>	<b>1,419,753.00</b>	<b>118,312.00</b>	<b>236,624.00</b>	<b>-1,183,129.00</b>	<b>83.33%</b>

Budget Report

For Fiscal: 2023 Period Ending: 02/28/2023

		Original	Current	Period	Fiscal	Variance	
		Total Budget	Total Budget	Activity	Activity	(Unfavorable)	Percent
							Remaining
<b>Expense</b>							
<b>Category: E01 - Personnel Expense</b>							
<a href="#">001-0400-5000</a>	Salary Expense	429,635.40	429,635.40	32,325.24	64,274.80	365,360.60	85.04 %
<a href="#">001-0400-5001</a>	Part Time Labor	12,240.00	12,240.00	0.00	0.00	12,240.00	100.00 %
<a href="#">001-0400-5005</a>	SWB Reimbursement	214,853.00	214,853.00	17,904.42	35,808.84	179,044.16	83.33 %
<a href="#">001-0400-5010</a>	Overtime Expense	7,000.00	7,000.00	0.00	56.82	6,943.18	99.19 %
<a href="#">001-0400-5020</a>	FICA Expense	35,887.42	35,887.42	2,389.73	4,755.08	31,132.34	86.75 %
<a href="#">001-0400-5022</a>	Unemployment Expense	900.00	900.00	72.11	168.13	731.87	81.32 %
<a href="#">001-0400-5025</a>	Worker's Comp Expense	11,000.00	18,400.00	0.00	18,378.93	21.07	0.11 %
<a href="#">001-0400-5030</a>	APERS Expense	66,892.54	66,892.54	4,912.21	9,780.26	57,112.28	85.38 %
<a href="#">001-0400-5040</a>	Health Insurance Expense	112,820.06	112,820.06	8,265.05	16,530.10	96,289.96	85.35 %
<a href="#">001-0400-5050</a>	Physical & Drug Screen Exp	1,050.00	1,050.00	0.00	0.00	1,050.00	100.00 %
<a href="#">001-0400-5055</a>	Uniform Expense	3,000.00	3,000.00	0.00	0.00	3,000.00	100.00 %
<a href="#">001-0400-5057</a>	Vehicle Allowance	6,000.00	6,000.00	0.00	0.00	6,000.00	100.00 %
<a href="#">001-0400-5060</a>	Travel & Training Expense	10,400.00	10,400.00	301.50	1,311.60	9,088.40	87.39 %
<b>Category: E01 - Personnel Expense Total:</b>		<b>911,678.42</b>	<b>919,078.42</b>	<b>66,170.26</b>	<b>151,064.56</b>	<b>768,013.86</b>	<b>83.56%</b>
<b>Category: E10 - Building &amp; Grounds Exp</b>							
<a href="#">001-0400-5120</a>	Insurance - Property	1,526.00	1,526.00	0.00	0.00	1,526.00	100.00 %
<a href="#">001-0400-5145</a>	Tools	2,000.00	2,000.00	353.50	353.50	1,646.50	82.33 %
<b>Category: E10 - Building &amp; Grounds Exp Total:</b>		<b>3,526.00</b>	<b>3,526.00</b>	<b>353.50</b>	<b>353.50</b>	<b>3,172.50</b>	<b>89.97%</b>
<b>Category: E20 - Vehicle Expense</b>							
<a href="#">001-0400-5200</a>	Fuel Expense	15,000.00	15,000.00	1,168.54	2,120.04	12,879.96	85.87 %
<a href="#">001-0400-5210</a>	Service & Repair - Vehicle	4,500.00	4,500.00	0.00	0.00	4,500.00	100.00 %
<a href="#">001-0400-5225</a>	Insurance Expense - Vehicle	5,200.00	5,097.30	0.00	4,815.25	282.05	5.53 %
<b>Category: E20 - Vehicle Expense Total:</b>		<b>24,700.00</b>	<b>24,597.30</b>	<b>1,168.54</b>	<b>6,935.29</b>	<b>17,662.01</b>	<b>71.80%</b>
<b>Category: E30 - Supply Expense</b>							
<a href="#">001-0400-5350</a>	Postage Expense	600.00	600.00	77.24	77.24	522.76	87.13 %
<b>Category: E30 - Supply Expense Total:</b>		<b>600.00</b>	<b>600.00</b>	<b>77.24</b>	<b>77.24</b>	<b>522.76</b>	<b>87.13%</b>
<b>Category: E40 - Operations Expense</b>							
<a href="#">001-0400-5535</a>	Sales Tax Expense	2,000.00	2,000.00	0.00	381.00	1,619.00	80.95 %
<b>Category: E40 - Operations Expense Total:</b>		<b>2,000.00</b>	<b>2,000.00</b>	<b>0.00</b>	<b>381.00</b>	<b>1,619.00</b>	<b>80.95%</b>
<b>Category: E55 - Professional Services</b>							
<a href="#">001-0400-5550</a>	Prof Services - Acctg & Audit	5,000.00	5,000.00	0.00	0.00	5,000.00	100.00 %
<a href="#">001-0400-5586</a>	Prof Services - Other	36,000.00	36,000.00	1,655.00	1,655.00	34,345.00	95.40 %
<b>Category: E55 - Professional Services Total:</b>		<b>41,000.00</b>	<b>41,000.00</b>	<b>1,655.00</b>	<b>1,655.00</b>	<b>39,345.00</b>	<b>95.96%</b>
<b>Category: E60 - Miscellaneous Expense</b>							
<a href="#">001-0400-5604</a>	Hardware - New & Renewals	2,500.00	2,500.00	0.00	0.00	2,500.00	100.00 %
<a href="#">001-0400-5608</a>	Software - New & Renewals	15,605.00	15,605.00	1,155.87	1,155.87	14,449.13	92.59 %
<b>Category: E60 - Miscellaneous Expense Total:</b>		<b>18,105.00</b>	<b>18,105.00</b>	<b>1,155.87</b>	<b>1,155.87</b>	<b>16,949.13</b>	<b>93.62%</b>
<b>Category: E72 - Bond Expense</b>							
<a href="#">001-0400-5840</a>	Principal for Loans	68,800.00	68,800.00	10,910.59	21,300.83	47,499.17	69.04 %
<b>Category: E72 - Bond Expense Total:</b>		<b>68,800.00</b>	<b>68,800.00</b>	<b>10,910.59</b>	<b>21,300.83</b>	<b>47,499.17</b>	<b>69.04%</b>
<b>Category: E80 - Fixed Assets</b>							
<a href="#">001-0400-5808</a>	Capital Assets - Vehicles	0.00	0.00	1,082.30	2,164.60	-2,164.60	0.00 %
<a href="#">001-0400-5810</a>	Fixed Assets - Equipment	0.00	16,200.00	16,105.72	16,105.72	94.28	0.58 %
<b>Category: E80 - Fixed Assets Total:</b>		<b>0.00</b>	<b>16,200.00</b>	<b>17,188.02</b>	<b>18,270.32</b>	<b>-2,070.32</b>	<b>-12.78%</b>
<b>Category: E85 - Interest Expense</b>							
<a href="#">001-0400-5850</a>	Interest Expense	10,346.00	10,346.00	455.00	916.57	9,429.43	91.14 %
<b>Category: E85 - Interest Expense Total:</b>		<b>10,346.00</b>	<b>10,346.00</b>	<b>455.00</b>	<b>916.57</b>	<b>9,429.43</b>	<b>91.14%</b>
<b>Expense Total:</b>		<b>1,080,755.42</b>	<b>1,104,252.72</b>	<b>99,134.02</b>	<b>202,110.18</b>	<b>902,142.54</b>	<b>81.70%</b>
<b>Department: 0400 - Parks Surplus (Deficit):</b>		<b>338,997.58</b>	<b>315,500.28</b>	<b>19,177.98</b>	<b>34,513.82</b>	<b>-280,986.46</b>	<b>89.06%</b>



Budget Report

For Fiscal: 2023 Period Ending: 02/28/2023

	Original Total Budget	Current Total Budget	Period Activity	Fiscal Activity	Variance Favorable (Unfavorable)	Percent Remaining
<b>Department: 0410 - Parks - Mills Park &amp; Pool</b>						
<b>Revenue</b>						
<b>Category: R50 - Sale of Services</b>						
<a href="#">001-0410-4500</a>	Mills Pool-Admin/Concessions	1,000.00	1,000.00	0.00	0.00	-1,000.00 100.00 %
<a href="#">001-0410-4532</a>	Admissions	70,000.00	70,000.00	0.00	0.00	-70,000.00 100.00 %
<a href="#">001-0410-4534</a>	Pavillion Fees	10,000.00	10,000.00	390.00	660.00	-9,340.00 93.40 %
	<b>Category: R50 - Sale of Services Total:</b>	<b>81,000.00</b>	<b>81,000.00</b>	<b>390.00</b>	<b>660.00</b>	<b>-80,340.00 99.19%</b>
	<b>Revenue Total:</b>	<b>81,000.00</b>	<b>81,000.00</b>	<b>390.00</b>	<b>660.00</b>	<b>-80,340.00 99.19%</b>
<b>Expense</b>						
<b>Category: E01 - Personnel Expense</b>						
<a href="#">001-0410-5001</a>	Part Time Labor	25,500.00	25,500.00	0.00	0.00	25,500.00 100.00 %
<a href="#">001-0410-5020</a>	FICA Expense	1,950.75	1,950.75	0.00	0.00	1,950.75 100.00 %
	<b>Category: E01 - Personnel Expense Total:</b>	<b>27,450.75</b>	<b>27,450.75</b>	<b>0.00</b>	<b>0.00</b>	<b>27,450.75 100.00%</b>
<b>Category: E10 - Building &amp; Grounds Exp</b>						
<a href="#">001-0410-5102</a>	Repairs & Maint - Building	2,000.00	2,000.00	0.00	0.00	2,000.00 100.00 %
<a href="#">001-0410-5104</a>	Repairs & Maint - Grounds	13,000.00	17,285.13	0.00	3,201.04	14,084.09 81.48 %
<a href="#">001-0410-5105</a>	Repairs & Maint - Pool	5,000.00	5,000.00	0.00	0.00	5,000.00 100.00 %
<a href="#">001-0410-5110</a>	Utilities - Electric	7,000.00	7,000.00	986.68	1,869.03	5,130.97 73.30 %
<a href="#">001-0410-5111</a>	Utilities - Gas	150.00	150.00	10.25	21.62	128.38 85.59 %
<a href="#">001-0410-5112</a>	Utilities - Water	1,500.00	1,500.00	155.43	323.31	1,176.69 78.45 %
<a href="#">001-0410-5115</a>	Com Exp - Tel Landline.Interne	0.00	0.00	184.65	364.17	-364.17 0.00 %
<a href="#">001-0410-5120</a>	Insurance - Property	500.00	500.00	0.00	0.00	500.00 100.00 %
	<b>Category: E10 - Building &amp; Grounds Exp Total:</b>	<b>29,150.00</b>	<b>33,435.13</b>	<b>1,337.01</b>	<b>5,779.17</b>	<b>27,655.96 82.72%</b>
<b>Category: E30 - Supply Expense</b>						
<a href="#">001-0410-5308</a>	Supplies - Concession	100.00	100.00	0.00	0.00	100.00 100.00 %
<a href="#">001-0410-5328</a>	Supplies - Pools	12,000.00	12,000.00	0.00	0.00	12,000.00 100.00 %
	<b>Category: E30 - Supply Expense Total:</b>	<b>12,100.00</b>	<b>12,100.00</b>	<b>0.00</b>	<b>0.00</b>	<b>12,100.00 100.00%</b>
<b>Category: E80 - Fixed Assets</b>						
<a href="#">001-0410-5816</a>	Capital Assets - Infrastructure	0.00	172,557.80	2,319.31	32,019.31	140,538.49 81.44 %
	<b>Category: E80 - Fixed Assets Total:</b>	<b>0.00</b>	<b>172,557.80</b>	<b>2,319.31</b>	<b>32,019.31</b>	<b>140,538.49 81.44%</b>
	<b>Expense Total:</b>	<b>68,700.75</b>	<b>245,543.68</b>	<b>3,656.32</b>	<b>37,798.48</b>	<b>207,745.20 84.61%</b>
	<b>Department: 0410 - Parks - Mills Park &amp; Pool Surplus (Deficit):</b>	<b>12,299.25</b>	<b>-164,543.68</b>	<b>-3,266.32</b>	<b>-37,138.48</b>	<b>127,405.20 77.43%</b>
<b>Department: 0420 - Parks - Midland</b>						
<b>Revenue</b>						
<b>Category: R74 - Sponsorships</b>						
<a href="#">001-0420-4740</a>	User Agre Fees/Sponsors	24,000.00	24,000.00	0.00	0.00	-24,000.00 100.00 %
	<b>Category: R74 - Sponsorships Total:</b>	<b>24,000.00</b>	<b>24,000.00</b>	<b>0.00</b>	<b>0.00</b>	<b>-24,000.00 100.00%</b>
	<b>Revenue Total:</b>	<b>24,000.00</b>	<b>24,000.00</b>	<b>0.00</b>	<b>0.00</b>	<b>-24,000.00 100.00%</b>
<b>Expense</b>						
<b>Category: E10 - Building &amp; Grounds Exp</b>						
<a href="#">001-0420-5104</a>	Repairs & Maint - Grounds	29,000.00	29,000.00	0.00	0.00	29,000.00 100.00 %
<a href="#">001-0420-5110</a>	Utilities - Electric	18,744.00	18,744.00	1,076.10	2,076.66	16,667.34 88.92 %
<a href="#">001-0420-5112</a>	Utilities - Water	1,380.00	1,380.00	119.91	238.48	1,141.52 82.72 %
	<b>Category: E10 - Building &amp; Grounds Exp Total:</b>	<b>49,124.00</b>	<b>49,124.00</b>	<b>1,196.01</b>	<b>2,315.14</b>	<b>46,808.86 95.29%</b>
	<b>Expense Total:</b>	<b>49,124.00</b>	<b>49,124.00</b>	<b>1,196.01</b>	<b>2,315.14</b>	<b>46,808.86 95.29%</b>
	<b>Department: 0420 - Parks - Midland Surplus (Deficit):</b>	<b>-25,124.00</b>	<b>-25,124.00</b>	<b>-1,196.01</b>	<b>-2,315.14</b>	<b>22,808.86 90.79%</b>
<b>Department: 0430 - Parks - Bishop</b>						
<b>Revenue</b>						
<b>Category: R30 - Membership Fees</b>						
<a href="#">001-0430-4300</a>	Membership Family	335,000.00	335,000.00	13,586.25	33,525.00	-301,475.00 89.99 %
<a href="#">001-0430-4304</a>	Membership Silver Sneakers	54,000.00	54,000.00	4,525.00	8,746.50	-45,253.50 83.80 %
	<b>Category: R30 - Membership Fees Total:</b>	<b>389,000.00</b>	<b>389,000.00</b>	<b>18,111.25</b>	<b>42,271.50</b>	<b>-346,728.50 89.13%</b>
<b>Category: R33 - Rental Fees</b>						
<a href="#">001-0430-4332</a>	Equipment Rental	44,545.00	44,545.00	5,955.00	9,645.00	-34,900.00 78.35 %



Budget Report

For Fiscal: 2023 Period Ending: 02/28/2023

		Original Total Budget	Current Total Budget	Period Activity	Fiscal Activity	Variance Favorable (Unfavorable)	Percent Remaining
<a href="#">001-0430-4340</a>	Room Rental Party Room	18,000.00	18,000.00	690.00	1,050.00	-16,950.00	94.17 %
<a href="#">001-0430-4350</a>	Use Agreement Fees	26,450.00	26,450.00	260.00	260.00	-26,190.00	99.02 %
<a href="#">001-0430-4354</a>	Tournaments	65,000.00	65,000.00	70.00	-5.00	-65,005.00	100.01 %
	<b>Category: R33 - Rental Fees Total:</b>	<b>153,995.00</b>	<b>153,995.00</b>	<b>6,975.00</b>	<b>10,950.00</b>	<b>-143,045.00</b>	<b>92.89%</b>
	<b>Category: R36 - Park Program Fees</b>						
<a href="#">001-0430-4364</a>	Basketball	63,000.00	63,000.00	70.00	-779.00	-63,779.00	101.24 %
<a href="#">001-0430-4366</a>	BASS Swim Program	38,000.00	38,000.00	100.00	1,465.00	-36,535.00	96.14 %
<a href="#">001-0430-4382</a>	Pool Swim Lessons	55,000.00	55,000.00	4,329.60	8,448.80	-46,551.20	84.64 %
	<b>Category: R36 - Park Program Fees Total:</b>	<b>156,000.00</b>	<b>156,000.00</b>	<b>4,499.60</b>	<b>9,134.80</b>	<b>-146,865.20</b>	<b>94.14%</b>
	<b>Category: R50 - Sale of Services</b>						
<a href="#">001-0430-4500</a>	Concessions - Bishop	55,000.00	55,000.00	2,395.00	3,098.50	-51,901.50	94.37 %
<a href="#">001-0430-4514</a>	Daily Admissions Adults	35,000.00	35,000.00	1,899.00	4,094.00	-30,906.00	88.30 %
<a href="#">001-0430-4530</a>	Merchandise Sales	1,000.00	1,000.00	0.00	5.00	-995.00	99.50 %
<a href="#">001-0430-4534</a>	Red Cross Programs	12,000.00	12,000.00	1,000.00	1,550.00	-10,450.00	87.08 %
	<b>Category: R50 - Sale of Services Total:</b>	<b>103,000.00</b>	<b>103,000.00</b>	<b>5,294.00</b>	<b>8,747.50</b>	<b>-94,252.50</b>	<b>91.51%</b>
	<b>Category: R60 - Miscellaneous Revenue</b>						
<a href="#">001-0430-4600</a>	Miscellaneous Revenue	5,000.00	5,000.00	421.27	521.27	-4,478.73	89.57 %
	<b>Category: R60 - Miscellaneous Revenue Total:</b>	<b>5,000.00</b>	<b>5,000.00</b>	<b>421.27</b>	<b>521.27</b>	<b>-4,478.73</b>	<b>89.57%</b>
	<b>Category: R74 - Sponsorships</b>						
<a href="#">001-0430-4740</a>	User Agre Fees/Sponsors	98,500.00	98,500.00	135.00	5,235.00	-93,265.00	94.69 %
	<b>Category: R74 - Sponsorships Total:</b>	<b>98,500.00</b>	<b>98,500.00</b>	<b>135.00</b>	<b>5,235.00</b>	<b>-93,265.00</b>	<b>94.69%</b>
	<b>Revenue Total:</b>	<b>905,495.00</b>	<b>905,495.00</b>	<b>35,436.12</b>	<b>76,860.07</b>	<b>-828,634.93</b>	<b>91.51%</b>
	<b>Expense</b>						
	<b>Category: E01 - Personnel Expense</b>						
<a href="#">001-0430-5000</a>	Salary Expense	402,102.42	402,102.42	32,091.10	62,337.88	339,764.54	84.50 %
<a href="#">001-0430-5001</a>	Part Time Labor	219,300.00	219,300.00	21,202.78	40,213.20	179,086.80	81.66 %
<a href="#">001-0430-5010</a>	Overtime Expense	5,000.00	5,000.00	334.36	517.83	4,482.17	89.64 %
<a href="#">001-0430-5020</a>	FICA Expense	47,913.13	47,913.13	4,181.40	8,050.71	39,862.42	83.20 %
<a href="#">001-0430-5022</a>	Unemployment Expense	1,540.00	1,540.00	128.51	346.57	1,193.43	77.50 %
<a href="#">001-0430-5025</a>	Worker's Comp Expense	4,200.00	7,050.00	0.00	7,017.44	32.56	0.46 %
<a href="#">001-0430-5030</a>	APERS Expense	62,354.79	62,354.79	4,750.95	9,377.48	52,977.31	84.96 %
<a href="#">001-0430-5040</a>	Health Insurance Expense	72,492.72	72,492.72	5,747.79	11,495.58	60,997.14	84.14 %
<a href="#">001-0430-5050</a>	Physical & Drug Screen Exp	1,200.00	1,200.00	71.90	71.90	1,128.10	94.01 %
<a href="#">001-0430-5055</a>	Uniform Expense	4,000.00	4,000.00	0.00	0.00	4,000.00	100.00 %
	<b>Category: E01 - Personnel Expense Total:</b>	<b>820,103.06</b>	<b>822,953.06</b>	<b>68,508.79</b>	<b>139,428.59</b>	<b>683,524.47</b>	<b>83.06%</b>
	<b>Category: E10 - Building &amp; Grounds Exp</b>						
<a href="#">001-0430-5102</a>	Repairs & Maint - Building	55,400.00	55,400.00	8,672.65	10,226.22	45,173.78	81.54 %
<a href="#">001-0430-5104</a>	Repairs & Maint - Grounds	101,500.00	101,500.00	8.78	4,358.78	97,141.22	95.71 %
<a href="#">001-0430-5105</a>	Repairs & Maint - Pool	55,000.00	55,000.00	6,444.69	9,931.22	45,068.78	81.94 %
<a href="#">001-0430-5106</a>	Repairs & Maint - Splash Pad	7,000.00	7,000.00	0.00	0.00	7,000.00	100.00 %
<a href="#">001-0430-5110</a>	Utilities - Electric	245,000.00	245,000.00	19,016.05	34,207.40	210,792.60	86.04 %
<a href="#">001-0430-5111</a>	Utilities - Gas	38,000.00	38,000.00	7,022.05	13,110.91	24,889.09	65.50 %
<a href="#">001-0430-5112</a>	Utilities - Water	8,984.00	8,984.00	370.54	741.34	8,242.66	91.75 %
<a href="#">001-0430-5115</a>	Com Exp - Tel Landline.Interne	21,804.00	21,804.00	2,355.46	3,743.62	18,060.38	82.83 %
<a href="#">001-0430-5116</a>	Communication Exp - Cellular	6,240.00	6,240.00	356.92	873.68	5,366.32	86.00 %
<a href="#">001-0430-5120</a>	Insurance - Property	40,000.00	40,000.00	0.00	0.00	40,000.00	100.00 %
<a href="#">001-0430-5130</a>	Sanitation	42,000.00	42,000.00	3,429.52	3,429.52	38,570.48	91.83 %
<a href="#">001-0430-5140</a>	Supplies - B&G	2,000.00	2,000.00	5,169.60	5,169.60	-3,169.60	-158.48 %
<a href="#">001-0430-5142</a>	Janitorial Supplies and Main	25,000.00	25,000.00	62.79	62.79	24,937.21	99.75 %
	<b>Category: E10 - Building &amp; Grounds Exp Total:</b>	<b>647,928.00</b>	<b>647,928.00</b>	<b>52,909.05</b>	<b>85,855.08</b>	<b>562,072.92</b>	<b>86.75%</b>
	<b>Category: E20 - Vehicle Expense</b>						
<a href="#">001-0430-5212</a>	Service & Repair - Equipment	10,000.00	10,000.00	4,398.75	4,398.75	5,601.25	56.01 %
	<b>Category: E20 - Vehicle Expense Total:</b>	<b>10,000.00</b>	<b>10,000.00</b>	<b>4,398.75</b>	<b>4,398.75</b>	<b>5,601.25</b>	<b>56.01%</b>
	<b>Category: E30 - Supply Expense</b>						
<a href="#">001-0430-5300</a>	Supplies - Office	2,500.00	2,500.00	651.14	651.14	1,848.86	73.95 %

Budget Report

For Fiscal: 2023 Period Ending: 02/28/2023

		Original Total Budget	Current Total Budget	Period Activity	Fiscal Activity	Variance Favorable (Unfavorable)	Percent Remaining
<a href="#">001-0430-5308</a>	Supplies - Concession	40,000.00	40,000.00	658.16	2,265.19	37,734.81	94.34 %
<a href="#">001-0430-5330</a>	Supplies - Park Programs	14,000.00	14,000.00	760.95	760.95	13,239.05	94.56 %
<a href="#">001-0430-5332</a>	Supplies - Resale Merchandise	1,000.00	1,000.00	1.00	2.00	998.00	99.80 %
<b>Category: E30 - Supply Expense Total:</b>		<b>57,500.00</b>	<b>57,500.00</b>	<b>2,071.25</b>	<b>3,679.28</b>	<b>53,820.72</b>	<b>93.60%</b>
<b>Category: E40 - Operations Expense</b>							
<a href="#">001-0430-5460</a>	BASS Program Expense	8,000.00	8,000.00	893.00	1,493.00	6,507.00	81.34 %
<a href="#">001-0430-5461</a>	Aquatic Program Expense	6,500.00	6,500.00	1,171.87	2,415.87	4,084.13	62.83 %
<a href="#">001-0430-5475</a>	Credit Card Fees	9,780.00	9,780.00	654.08	1,137.11	8,642.89	88.37 %
<a href="#">001-0430-5480</a>	Dues & Subscriptions	1,843.40	1,843.40	0.00	0.00	1,843.40	100.00 %
<a href="#">001-0430-5485</a>	Inspections & Monitoring	5,000.00	5,000.00	303.25	303.25	4,696.75	93.94 %
<b>Category: E40 - Operations Expense Total:</b>		<b>31,123.40</b>	<b>31,123.40</b>	<b>3,022.20</b>	<b>5,349.23</b>	<b>25,774.17</b>	<b>82.81%</b>
<b>Category: E55 - Professional Services</b>							
<a href="#">001-0430-5553</a>	Prof Services - Advertising	3,500.00	3,500.00	0.00	0.00	3,500.00	100.00 %
<a href="#">001-0430-5585</a>	Prof Services - Basketball	38,000.00	38,000.00	9,325.00	16,430.00	21,570.00	56.76 %
<a href="#">001-0430-5586</a>	Prof Services - Other	87,000.00	87,000.00	9,187.13	10,918.13	76,081.87	87.45 %
<a href="#">001-0430-5587</a>	Prof Services - Aerobic Instr	62,220.00	62,220.00	1,360.00	2,880.00	59,340.00	95.37 %
<a href="#">001-0430-5589</a>	Prof Services - Printing	5,000.00	5,000.00	0.00	0.00	5,000.00	100.00 %
<b>Category: E55 - Professional Services Total:</b>		<b>195,720.00</b>	<b>195,720.00</b>	<b>19,872.13</b>	<b>30,228.13</b>	<b>165,491.87</b>	<b>84.56%</b>
<b>Category: E80 - Fixed Assets</b>							
<a href="#">001-0430-5816</a>	Capital Assets - Infrastructure	0.00	8,000.00	7,934.21	7,934.21	65.79	0.82 %
<b>Category: E80 - Fixed Assets Total:</b>		<b>0.00</b>	<b>8,000.00</b>	<b>7,934.21</b>	<b>7,934.21</b>	<b>65.79</b>	<b>0.82%</b>
<b>Expense Total:</b>		<b>1,762,374.46</b>	<b>1,773,224.46</b>	<b>158,716.38</b>	<b>276,873.27</b>	<b>1,496,351.19</b>	<b>84.39%</b>
<b>Department: 0430 - Parks - Bishop Surplus (Deficit):</b>		<b>-856,879.46</b>	<b>-867,729.46</b>	<b>-123,280.26</b>	<b>-200,013.20</b>	<b>667,716.26</b>	<b>76.95%</b>
<b>Department: 0440 - Parks - Alcoa</b>							
<b>Revenue</b>							
<b>Category: R36 - Park Program Fees</b>							
<a href="#">001-0440-4260</a>	Parks Rental	1,000.00	1,000.00	425.00	425.00	-575.00	57.50 %
<b>Category: R36 - Park Program Fees Total:</b>		<b>1,000.00</b>	<b>1,000.00</b>	<b>425.00</b>	<b>425.00</b>	<b>-575.00</b>	<b>57.50%</b>
<b>Category: R74 - Sponsorships</b>							
<a href="#">001-0440-4740</a>	User Agre Fees/Sponsors	5,000.00	5,000.00	0.00	0.00	-5,000.00	100.00 %
<b>Category: R74 - Sponsorships Total:</b>		<b>5,000.00</b>	<b>5,000.00</b>	<b>0.00</b>	<b>0.00</b>	<b>-5,000.00</b>	<b>100.00%</b>
<b>Revenue Total:</b>		<b>6,000.00</b>	<b>6,000.00</b>	<b>425.00</b>	<b>425.00</b>	<b>-5,575.00</b>	<b>92.92%</b>
<b>Expense</b>							
<b>Category: E10 - Building &amp; Grounds Exp</b>							
<a href="#">001-0440-5104</a>	Repairs & Maint - Grounds	15,000.00	15,000.00	2,548.85	2,548.85	12,451.15	83.01 %
<a href="#">001-0440-5110</a>	Utilities - Electric	3,500.00	3,500.00	1,085.39	1,689.22	1,810.78	51.74 %
<a href="#">001-0440-5112</a>	Utilities - Water	1,056.00	1,056.00	73.86	147.40	908.60	86.04 %
<b>Category: E10 - Building &amp; Grounds Exp Total:</b>		<b>19,556.00</b>	<b>19,556.00</b>	<b>3,708.10</b>	<b>4,385.47</b>	<b>15,170.53</b>	<b>77.57%</b>
<b>Expense Total:</b>		<b>19,556.00</b>	<b>19,556.00</b>	<b>3,708.10</b>	<b>4,385.47</b>	<b>15,170.53</b>	<b>77.57%</b>
<b>Department: 0440 - Parks - Alcoa Surplus (Deficit):</b>		<b>-13,556.00</b>	<b>-13,556.00</b>	<b>-3,283.10</b>	<b>-3,960.47</b>	<b>9,595.53</b>	<b>70.78%</b>
<b>Department: 0450 - Parks - Ashley</b>							
<b>Revenue</b>							
<b>Category: R36 - Park Program Fees</b>							
<a href="#">001-0450-4260</a>	Parks Rental	5,000.00	5,000.00	300.00	300.00	-4,700.00	94.00 %
<b>Category: R36 - Park Program Fees Total:</b>		<b>5,000.00</b>	<b>5,000.00</b>	<b>300.00</b>	<b>300.00</b>	<b>-4,700.00</b>	<b>94.00%</b>
<b>Revenue Total:</b>		<b>5,000.00</b>	<b>5,000.00</b>	<b>300.00</b>	<b>300.00</b>	<b>-4,700.00</b>	<b>94.00%</b>
<b>Expense</b>							
<b>Category: E10 - Building &amp; Grounds Exp</b>							
<a href="#">001-0450-5104</a>	Repairs & Maint - Grounds	8,000.00	8,000.00	0.00	0.00	8,000.00	100.00 %
<a href="#">001-0450-5110</a>	Utilities - Electric	5,000.00	5,000.00	0.00	0.00	5,000.00	100.00 %
<b>Category: E10 - Building &amp; Grounds Exp Total:</b>		<b>13,000.00</b>	<b>13,000.00</b>	<b>0.00</b>	<b>0.00</b>	<b>13,000.00</b>	<b>100.00%</b>
<b>Expense Total:</b>		<b>13,000.00</b>	<b>13,000.00</b>	<b>0.00</b>	<b>0.00</b>	<b>13,000.00</b>	<b>100.00%</b>
<b>Department: 0450 - Parks - Ashley Surplus (Deficit):</b>		<b>-8,000.00</b>	<b>-8,000.00</b>	<b>300.00</b>	<b>300.00</b>	<b>8,300.00</b>	<b>103.75%</b>



Budget Report

For Fiscal: 2023 Period Ending: 02/28/2023

	Original Total Budget	Current Total Budget	Period Activity	Fiscal Activity	Variance Favorable (Unfavorable)	Percent Remaining
<b>Department: 0500 - Fire</b>						
<b>Revenue</b>						
<b>Category: R15 - Taxes - Property</b>						
<a href="#">001-0500-4156</a> Fire Rescue Funds	700.00	700.00	0.00	590.66	-109.34	15.62 %
<b>Category: R15 - Taxes - Property Total:</b>	<b>700.00</b>	<b>700.00</b>	<b>0.00</b>	<b>590.66</b>	<b>-109.34</b>	<b>15.62%</b>
<b>Category: R33 - Rental Fees</b>						
<a href="#">001-0500-4350</a> Use Agreement Fees	18,000.00	18,000.00	1,540.00	3,080.00	-14,920.00	82.89 %
<b>Category: R33 - Rental Fees Total:</b>	<b>18,000.00</b>	<b>18,000.00</b>	<b>1,540.00</b>	<b>3,080.00</b>	<b>-14,920.00</b>	<b>82.89%</b>
<b>Category: R60 - Miscellaneous Revenue</b>						
<a href="#">001-0500-4600</a> Miscellaneous Revenue	250.00	250.00	636.42	882.86	632.86	353.14 %
<b>Category: R60 - Miscellaneous Revenue Total:</b>	<b>250.00</b>	<b>250.00</b>	<b>636.42</b>	<b>882.86</b>	<b>632.86</b>	<b>253.14%</b>
<b>Category: R62 - Intergovernmental Tsfrs</b>						
<a href="#">001-0500-4627</a> Xfer Designated Tax	1,577,502.00	1,577,502.00	131,459.00	262,918.00	-1,314,584.00	83.33 %
<a href="#">001-0500-4629</a> Xfer Fire Special Tax	2,366,253.00	2,366,253.00	197,188.00	394,376.00	-1,971,877.00	83.33 %
<b>Category: R62 - Intergovernmental Tsfrs Total:</b>	<b>3,943,755.00</b>	<b>3,943,755.00</b>	<b>328,647.00</b>	<b>657,294.00</b>	<b>-3,286,461.00</b>	<b>83.33%</b>
<b>Revenue Total:</b>	<b>3,962,705.00</b>	<b>3,962,705.00</b>	<b>330,823.42</b>	<b>661,847.52</b>	<b>-3,300,857.48</b>	<b>83.30%</b>
<b>Expense</b>						
<b>Category: E01 - Personnel Expense</b>						
<a href="#">001-0500-5000</a> Salary Expense	2,649,878.60	2,649,878.60	172,607.05	366,993.29	2,282,885.31	86.15 %
<a href="#">001-0500-5005</a> SWB Reimbursement	214,853.00	214,853.00	17,904.42	35,808.84	179,044.16	83.33 %
<a href="#">001-0500-5010</a> Overtime Expense	227,977.06	227,977.06	15,294.77	36,823.12	191,153.94	83.85 %
<a href="#">001-0500-5020</a> FICA Expense	44,904.80	44,904.80	2,878.99	6,158.00	38,746.80	86.29 %
<a href="#">001-0500-5022</a> Unemployment Expense	3,000.00	3,000.00	346.13	1,013.59	1,986.41	66.21 %
<a href="#">001-0500-5025</a> Worker's Comp Expense	62,000.00	62,700.00	0.00	62,693.57	6.43	0.01 %
<a href="#">001-0500-5030</a> APERS Expense	7,847.52	7,847.52	582.18	1,158.72	6,688.80	85.23 %
<a href="#">001-0500-5035</a> LOPFI Expense	678,391.58	678,391.58	44,455.00	95,585.28	582,806.30	85.91 %
<a href="#">001-0500-5036</a> LOPFI Perm Advance	-170,000.00	-170,000.00	0.00	0.00	-170,000.00	100.00 %
<a href="#">001-0500-5040</a> Health Insurance Expense	539,232.96	539,232.96	40,103.24	82,215.32	457,017.64	84.75 %
<a href="#">001-0500-5050</a> Physical & Drug Screen Exp	7,000.00	7,000.00	0.00	0.00	7,000.00	100.00 %
<a href="#">001-0500-5055</a> Uniform Expense	20,000.00	20,000.00	3,209.45	3,331.79	16,668.21	83.34 %
<a href="#">001-0500-5060</a> Travel & Training Expense	35,500.00	35,500.00	211.00	211.00	35,289.00	99.41 %
<a href="#">001-0500-5061</a> Training Aids	1,800.00	1,800.00	623.08	623.08	1,176.92	65.38 %
<b>Category: E01 - Personnel Expense Total:</b>	<b>4,322,385.52</b>	<b>4,323,085.52</b>	<b>298,215.31</b>	<b>692,615.60</b>	<b>3,630,469.92</b>	<b>83.98%</b>
<b>Category: E10 - Building &amp; Grounds Exp</b>						
<a href="#">001-0500-5102</a> Repairs & Maint - Building	35,000.00	56,900.00	2,256.41	2,350.46	54,549.54	95.87 %
<a href="#">001-0500-5110</a> Utilities - Electric	39,900.00	39,900.00	3,199.34	6,405.40	33,494.60	83.95 %
<a href="#">001-0500-5111</a> Utilities - Gas	5,500.00	5,500.00	936.49	2,551.83	2,948.17	53.60 %
<a href="#">001-0500-5112</a> Utilities - Water	7,000.00	7,000.00	406.84	783.12	6,216.88	88.81 %
<a href="#">001-0500-5115</a> Com Exp - Tel Landline.Interne	27,927.96	27,927.96	2,928.57	4,528.09	23,399.87	83.79 %
<a href="#">001-0500-5116</a> Communication Exp - Cellular	9,780.00	9,780.00	780.12	1,559.91	8,220.09	84.05 %
<a href="#">001-0500-5120</a> Insurance - Property	30,530.00	30,530.00	0.00	0.00	30,530.00	100.00 %
<a href="#">001-0500-5130</a> Sanitation	2,900.00	2,900.00	104.83	210.27	2,689.73	92.75 %
<a href="#">001-0500-5141</a> Pest/Chem/Seed/Fert	2,000.00	2,000.00	0.00	0.00	2,000.00	100.00 %
<a href="#">001-0500-5142</a> Janitorial Supplies and Main	13,500.00	13,500.00	1,044.56	2,009.45	11,490.55	85.12 %
<a href="#">001-0500-5145</a> Tools	2,200.00	2,200.00	141.61	141.61	2,058.39	93.56 %
<b>Category: E10 - Building &amp; Grounds Exp Total:</b>	<b>176,237.96</b>	<b>198,137.96</b>	<b>11,798.77</b>	<b>20,540.14</b>	<b>177,597.82</b>	<b>89.63%</b>
<b>Category: E20 - Vehicle Expense</b>						
<a href="#">001-0500-5200</a> Fuel Expense	36,000.00	36,000.00	4,075.57	7,694.80	28,305.20	78.63 %
<a href="#">001-0500-5210</a> Service & Repair - Vehicle	2,500.00	2,500.00	0.00	0.00	2,500.00	100.00 %
<a href="#">001-0500-5212</a> Service & Repair - Equipment	3,000.00	3,000.00	54.46	54.46	2,945.54	98.18 %
<a href="#">001-0500-5216</a> Service & Repair - Apparatus	42,000.00	42,000.00	4,650.93	7,591.72	34,408.28	81.92 %
<a href="#">001-0500-5218</a> Tire Expense	7,000.00	7,000.00	0.00	0.00	7,000.00	100.00 %
<a href="#">001-0500-5225</a> Insurance Expense - Vehicle	23,000.00	21,810.97	0.00	18,883.75	2,927.22	13.42 %
<a href="#">001-0500-5230</a> Radios	5,500.00	5,500.00	158.15	158.15	5,341.85	97.12 %
<b>Category: E20 - Vehicle Expense Total:</b>	<b>119,000.00</b>	<b>117,810.97</b>	<b>8,939.11</b>	<b>34,382.88</b>	<b>83,428.09</b>	<b>70.82%</b>



Budget Report

For Fiscal: 2023 Period Ending: 02/28/2023

	Original Total Budget	Current Total Budget	Period Activity	Fiscal Activity	Variance Favorable (Unfavorable)	Percent Remaining
<b>Category: E30 - Supply Expense</b>						
<a href="#">001-0500-5300</a>	Supplies - Office	3,250.00	3,250.00	48.45	538.03	2,711.97 83.45 %
<a href="#">001-0500-5302</a>	Supplies - Kitchen	1,200.00	1,200.00	80.50	80.50	1,119.50 93.29 %
<a href="#">001-0500-5306</a>	Supplies - Food Allowance	65,700.00	65,700.00	4,571.86	4,571.86	61,128.14 93.04 %
<a href="#">001-0500-5318</a>	Supplies - Foam	1,500.00	1,500.00	0.00	0.00	1,500.00 100.00 %
<a href="#">001-0500-5320</a>	Supplies - Hazardous Mat'l	2,000.00	2,000.00	49.93	49.93	1,950.07 97.50 %
<a href="#">001-0500-5323</a>	Material and Maint	1,800.00	113,420.00	104.79	104.79	113,315.21 99.91 %
<a href="#">001-0500-5350</a>	Postage Expense	150.00	150.00	97.31	97.31	52.69 35.13 %
	<b>Category: E30 - Supply Expense Total:</b>	<b>75,600.00</b>	<b>187,220.00</b>	<b>4,952.84</b>	<b>5,442.42</b>	<b>181,777.58 97.09%</b>
<b>Category: E40 - Operations Expense</b>						
<a href="#">001-0500-5480</a>	Dues & Subscriptions	1,000.00	1,000.00	0.00	0.00	1,000.00 100.00 %
<a href="#">001-0500-5530</a>	Safety Program	13,000.00	13,000.00	0.00	0.00	13,000.00 100.00 %
	<b>Category: E40 - Operations Expense Total:</b>	<b>14,000.00</b>	<b>14,000.00</b>	<b>0.00</b>	<b>0.00</b>	<b>14,000.00 100.00%</b>
<b>Category: E55 - Professional Services</b>						
<a href="#">001-0500-5553</a>	Prof Services - Advertising	1,000.00	1,000.00	0.00	0.00	1,000.00 100.00 %
<a href="#">001-0500-5574</a>	Prof Services - GIS	600.00	600.00	0.00	0.00	600.00 100.00 %
<a href="#">001-0500-5589</a>	Prof Services - Printing	500.00	500.00	0.00	0.00	500.00 100.00 %
	<b>Category: E55 - Professional Services Total:</b>	<b>2,100.00</b>	<b>2,100.00</b>	<b>0.00</b>	<b>0.00</b>	<b>2,100.00 100.00%</b>
<b>Category: E60 - Miscellaneous Expense</b>						
<a href="#">001-0500-5604</a>	Hardware - New & Renewals	11,100.00	11,100.00	0.00	0.00	11,100.00 100.00 %
<a href="#">001-0500-5608</a>	Software - New & Renewals	2,425.00	2,425.00	1,155.87	1,155.87	1,269.13 52.34 %
	<b>Category: E60 - Miscellaneous Expense Total:</b>	<b>13,525.00</b>	<b>13,525.00</b>	<b>1,155.87</b>	<b>1,155.87</b>	<b>12,369.13 91.45%</b>
<b>Category: E72 - Bond Expense</b>						
<a href="#">001-0500-5840</a>	Principal for Loans	113,148.00	113,148.00	15,627.99	29,939.22	83,208.78 73.54 %
	<b>Category: E72 - Bond Expense Total:</b>	<b>113,148.00</b>	<b>113,148.00</b>	<b>15,627.99</b>	<b>29,939.22</b>	<b>83,208.78 73.54%</b>
<b>Category: E80 - Fixed Assets</b>						
<a href="#">001-0500-5808</a>	Fixed Assets - Vehicles	8,600.00	8,600.00	714.36	1,428.72	7,171.28 83.39 %
<a href="#">001-0500-5816</a>	Capital Assets - Infrastructure	0.00	4,440.20	0.00	4,489.06	-48.86 -1.10 %
	<b>Category: E80 - Fixed Assets Total:</b>	<b>8,600.00</b>	<b>13,040.20</b>	<b>714.36</b>	<b>5,917.78</b>	<b>7,122.42 54.62%</b>
<b>Category: E85 - Interest Expense</b>						
<a href="#">001-0500-5850</a>	Interest Expense	51,080.00	51,080.00	57.15	109.91	50,970.09 99.78 %
	<b>Category: E85 - Interest Expense Total:</b>	<b>51,080.00</b>	<b>51,080.00</b>	<b>57.15</b>	<b>109.91</b>	<b>50,970.09 99.78%</b>
	<b>Expense Total:</b>	<b>4,895,676.48</b>	<b>5,033,147.65</b>	<b>341,461.40</b>	<b>790,103.82</b>	<b>4,243,043.83 84.30%</b>
	<b>Department: 0500 - Fire Surplus (Deficit):</b>	<b>-932,971.48</b>	<b>-1,070,442.65</b>	<b>-10,637.98</b>	<b>-128,256.30</b>	<b>942,186.35 88.02%</b>
<b>Department: 0510 - Fire - Springhill Vol</b>						
<b>Revenue</b>						
<b>Category: R15 - Taxes - Property</b>						
<a href="#">001-0510-4153</a>	Springhill VFD Assessment	55,000.00	55,000.00	373.53	1,093.13	-53,906.87 98.01 %
	<b>Category: R15 - Taxes - Property Total:</b>	<b>55,000.00</b>	<b>55,000.00</b>	<b>373.53</b>	<b>1,093.13</b>	<b>-53,906.87 98.01%</b>
	<b>Revenue Total:</b>	<b>55,000.00</b>	<b>55,000.00</b>	<b>373.53</b>	<b>1,093.13</b>	<b>-53,906.87 98.01%</b>
<b>Expense</b>						
<b>Category: E30 - Supply Expense</b>						
<a href="#">001-0510-5323</a>	Material and Maint	15,000.00	54,479.59	0.00	0.00	54,479.59 100.00 %
	<b>Category: E30 - Supply Expense Total:</b>	<b>15,000.00</b>	<b>54,479.59</b>	<b>0.00</b>	<b>0.00</b>	<b>54,479.59 100.00%</b>
	<b>Expense Total:</b>	<b>15,000.00</b>	<b>54,479.59</b>	<b>0.00</b>	<b>0.00</b>	<b>54,479.59 100.00%</b>
	<b>Department: 0510 - Fire - Springhill Vol Surplus (Deficit):</b>	<b>40,000.00</b>	<b>520.41</b>	<b>373.53</b>	<b>1,093.13</b>	<b>572.72 -110.05%</b>
<b>Department: 0600 - Police</b>						
<b>Revenue</b>						
<b>Category: R40 - Fines &amp; Forfeitures</b>						
<a href="#">001-0600-4422</a>	Intoximeter Revenue	780.00	780.00	67.14	134.28	-645.72 82.78 %
	<b>Category: R40 - Fines &amp; Forfeitures Total:</b>	<b>780.00</b>	<b>780.00</b>	<b>67.14</b>	<b>134.28</b>	<b>-645.72 82.78%</b>

	Original Total Budget	Current Total Budget	Period Activity	Fiscal Activity	Variance Favorable (Unfavorable)	Percent Remaining
<b>Category: R60 - Miscellaneous Revenue</b>						
<a href="#">001-0600-4600</a> Miscellaneous Revenue	12,000.00	12,000.00	275.44	6,379.29	-5,620.71	46.84 %
<b>Category: R60 - Miscellaneous Revenue Total:</b>	<b>12,000.00</b>	<b>12,000.00</b>	<b>275.44</b>	<b>6,379.29</b>	<b>-5,620.71</b>	<b>46.84%</b>
<b>Category: R62 - Intergovernmental Tsfrs</b>						
<a href="#">001-0600-4627</a> Xfer Designated Tax	1,577,502.00	1,577,502.00	131,459.00	262,918.00	-1,314,584.00	83.33 %
<b>Category: R62 - Intergovernmental Tsfrs Total:</b>	<b>1,577,502.00</b>	<b>1,577,502.00</b>	<b>131,459.00</b>	<b>262,918.00</b>	<b>-1,314,584.00</b>	<b>83.33%</b>
<b>Category: R66 - Sale of Equipment</b>						
<a href="#">001-0600-4900</a> Sale of Fixed Assets	25,000.00	25,000.00	0.00	0.00	-25,000.00	100.00 %
<b>Category: R66 - Sale of Equipment Total:</b>	<b>25,000.00</b>	<b>25,000.00</b>	<b>0.00</b>	<b>0.00</b>	<b>-25,000.00</b>	<b>100.00%</b>
<b>Category: R70 - Grant Revenue</b>						
<a href="#">001-0600-4700</a> Grant - Police DUI/Step	26,700.00	26,700.00	2,669.12	2,669.12	-24,030.88	90.00 %
<a href="#">001-0600-4702</a> Grant - Body Armor	4,500.00	4,500.00	0.00	0.00	-4,500.00	100.00 %
<a href="#">001-0600-4704</a> Grant - JAG Equip	2,500.00	2,500.00	0.00	0.00	-2,500.00	100.00 %
<b>Category: R70 - Grant Revenue Total:</b>	<b>33,700.00</b>	<b>33,700.00</b>	<b>2,669.12</b>	<b>2,669.12</b>	<b>-31,030.88</b>	<b>92.08%</b>
<b>Revenue Total:</b>	<b>1,648,982.00</b>	<b>1,648,982.00</b>	<b>134,470.70</b>	<b>272,100.69</b>	<b>-1,376,881.31</b>	<b>83.50%</b>
<b>Expense</b>						
<b>Category: E01 - Personnel Expense</b>						
<a href="#">001-0600-5000</a> Salary Expense	2,254,674.39	2,254,674.39	173,933.73	379,766.06	1,874,908.33	83.16 %
<a href="#">001-0600-5005</a> SWB Reimbursement	214,853.00	214,853.00	17,904.42	35,808.84	179,044.16	83.33 %
<a href="#">001-0600-5010</a> Overtime Expense	65,000.00	65,000.00	1,635.23	2,761.09	62,238.91	95.75 %
<a href="#">001-0600-5020</a> FICA Expense	189,695.10	189,695.10	13,168.75	28,826.47	160,868.63	84.80 %
<a href="#">001-0600-5022</a> Unemployment Expense	2,700.00	2,700.00	308.99	937.09	1,762.91	65.29 %
<a href="#">001-0600-5025</a> Worker's Comp Expense	17,000.00	17,000.00	0.00	0.00	17,000.00	100.00 %
<a href="#">001-0600-5030</a> APERS Expense	12,448.69	12,448.69	982.21	1,938.30	10,510.39	84.43 %
<a href="#">001-0600-5035</a> LOPFI Expense	575,847.60	575,847.60	40,889.20	86,123.67	489,723.93	85.04 %
<a href="#">001-0600-5036</a> LOPFI Prem Advance	-155,000.00	-155,000.00	0.00	0.00	-155,000.00	100.00 %
<a href="#">001-0600-5040</a> Health Insurance Expense	475,093.44	475,093.44	34,548.28	69,096.56	405,996.88	85.46 %
<a href="#">001-0600-5050</a> Physical & Drug Screen Exp	3,000.00	3,000.00	175.00	175.00	2,825.00	94.17 %
<a href="#">001-0600-5055</a> Uniform Expense	20,000.00	20,000.00	391.16	1,195.58	18,804.42	94.02 %
<a href="#">001-0600-5056</a> Uniform Expenses - PR Benefit	15,480.00	15,480.00	0.00	0.00	15,480.00	100.00 %
<a href="#">001-0600-5057</a> Uniform Expense - New Officer	20,000.00	20,000.00	1,223.70	1,223.70	18,776.30	93.88 %
<a href="#">001-0600-5060</a> Travel & Training Expense	35,000.00	35,000.00	143.52	1,944.57	33,055.43	94.44 %
<a href="#">001-0600-5065</a> First Aid Expense	500.00	500.00	0.00	0.00	500.00	100.00 %
<b>Category: E01 - Personnel Expense Total:</b>	<b>3,746,292.22</b>	<b>3,746,292.22</b>	<b>285,304.19</b>	<b>609,796.93</b>	<b>3,136,495.29</b>	<b>83.72%</b>
<b>Category: E10 - Building &amp; Grounds Exp</b>						
<a href="#">001-0600-5102</a> Repairs & Maint - Building	15,000.00	19,500.00	7,074.45	8,293.50	11,206.50	57.47 %
<a href="#">001-0600-5110</a> Utilities - Electric	13,992.00	13,992.00	1,991.34	4,199.37	9,792.63	69.99 %
<a href="#">001-0600-5111</a> Utilities - Gas	1,100.00	1,100.00	399.49	1,234.02	-134.02	-12.18 %
<a href="#">001-0600-5112</a> Utilities - Water	1,600.00	1,600.00	160.40	283.73	1,316.27	82.27 %
<a href="#">001-0600-5115</a> Com Exp - Tel Landline.Interne	27,328.92	27,328.92	1,327.40	1,720.30	25,608.62	93.71 %
<a href="#">001-0600-5116</a> Communication Exp - Cellular	47,580.00	47,580.00	3,943.33	7,060.33	40,519.67	85.16 %
<a href="#">001-0600-5120</a> Insurance - Property	4,733.00	4,733.00	0.00	0.00	4,733.00	100.00 %
<a href="#">001-0600-5130</a> Sanitation	780.00	780.00	104.84	210.29	569.71	73.04 %
<a href="#">001-0600-5142</a> Janitorial Supplies and Main	5,000.00	5,000.00	372.20	621.88	4,378.12	87.56 %
<b>Category: E10 - Building &amp; Grounds Exp Total:</b>	<b>117,113.92</b>	<b>121,613.92</b>	<b>15,373.45</b>	<b>23,623.42</b>	<b>97,990.50</b>	<b>80.58%</b>
<b>Category: E20 - Vehicle Expense</b>						
<a href="#">001-0600-5200</a> Fuel Expense	186,000.00	186,000.00	17,796.41	30,836.99	155,163.01	83.42 %
<a href="#">001-0600-5210</a> Service & Repair - Vehicle	50,000.00	50,000.00	1,589.73	4,926.30	45,073.70	90.15 %
<a href="#">001-0600-5212</a> Service & Repair - Equipment	1,500.00	1,500.00	201.43	201.43	1,298.57	86.57 %
<a href="#">001-0600-5213</a> Equipment Repairs	3,000.00	3,000.00	0.00	0.00	3,000.00	100.00 %
<a href="#">001-0600-5214</a> Service & Repair - Heavy Equip	750.00	750.00	0.00	0.00	750.00	100.00 %
<a href="#">001-0600-5218</a> Tire Expense	15,000.00	15,000.00	2,039.92	2,179.70	12,820.30	85.47 %
<a href="#">001-0600-5225</a> Insurance Expense - Vehicle	30,000.00	38,813.54	0.00	34,974.09	3,839.45	9.89 %
<a href="#">001-0600-5230</a> Radios	5,000.00	5,000.00	0.00	0.00	5,000.00	100.00 %
<b>Category: E20 - Vehicle Expense Total:</b>	<b>291,250.00</b>	<b>300,063.54</b>	<b>21,627.49</b>	<b>73,118.51</b>	<b>226,945.03</b>	<b>75.63%</b>



Budget Report

For Fiscal: 2023 Period Ending: 02/28/2023

	Original Total Budget	Current Total Budget	Period Activity	Fiscal Activity	Variance Favorable (Unfavorable)	Percent Remaining
<b>Category: E30 - Supply Expense</b>						
<a href="#">001-0600-5300</a>	Supplies - Office	6,000.00	6,000.00	88.28	720.03	5,279.97 88.00 %
<a href="#">001-0600-5310</a>	Supplies - Weapons	20,000.00	20,000.00	0.00	0.00	20,000.00 100.00 %
<a href="#">001-0600-5312</a>	Supplies - Ammunition	19,600.00	19,600.00	0.00	0.00	19,600.00 100.00 %
<a href="#">001-0600-5314</a>	Supplies - Vests	10,000.00	10,000.00	0.00	0.00	10,000.00 100.00 %
<a href="#">001-0600-5322</a>	Supplies - Operating - CID	2,900.00	2,900.00	0.00	0.00	2,900.00 100.00 %
<a href="#">001-0600-5350</a>	Postage Expense	800.00	800.00	97.16	97.16	702.84 87.86 %
<a href="#">001-0600-5380</a>	Prisoner Care Expense	500.00	500.00	0.00	0.00	500.00 100.00 %
<b>Category: E30 - Supply Expense Total:</b>		<b>59,800.00</b>	<b>59,800.00</b>	<b>185.44</b>	<b>817.19</b>	<b>58,982.81 98.63%</b>
<b>Category: E40 - Operations Expense</b>						
<a href="#">001-0600-5480</a>	Dues & Subscriptions	2,000.00	2,000.00	80.00	780.00	1,220.00 61.00 %
<a href="#">001-0600-5525</a>	Comm Crime Prevention Outreach	5,900.00	5,900.00	128.72	128.72	5,771.28 97.82 %
<a href="#">001-0600-5530</a>	Safety Program	2,000.00	2,000.00	0.00	0.00	2,000.00 100.00 %
<a href="#">001-0600-5531</a>	Radios - Police	1,200.00	1,980.00	0.00	0.00	1,980.00 100.00 %
<b>Category: E40 - Operations Expense Total:</b>		<b>11,100.00</b>	<b>11,880.00</b>	<b>208.72</b>	<b>908.72</b>	<b>10,971.28 92.35%</b>
<b>Category: E55 - Professional Services</b>						
<a href="#">001-0600-5553</a>	Prof Services - Advertising	1,000.00	1,000.00	0.00	0.00	1,000.00 100.00 %
<a href="#">001-0600-5586</a>	Prof Services - Other	6,000.00	6,000.00	102.00	102.00	5,898.00 98.30 %
<a href="#">001-0600-5589</a>	Prof Services - Printing	500.00	500.00	71.70	102.12	397.88 79.58 %
<b>Category: E55 - Professional Services Total:</b>		<b>7,500.00</b>	<b>7,500.00</b>	<b>173.70</b>	<b>204.12</b>	<b>7,295.88 97.28%</b>
<b>Category: E60 - Miscellaneous Expense</b>						
<a href="#">001-0600-5604</a>	Hardware - New & Renewals	38,000.00	38,000.00	214.23	214.23	37,785.77 99.44 %
<a href="#">001-0600-5608</a>	Software - New & Renewals	46,025.00	46,025.00	1,282.08	1,282.08	44,742.92 97.21 %
<a href="#">001-0600-5616</a>	Interpreter-Police	500.00	500.00	0.00	0.00	500.00 100.00 %
<a href="#">001-0600-5617</a>	Misc/Equipment Police	800.00	800.00	0.00	0.00	800.00 100.00 %
<b>Category: E60 - Miscellaneous Expense Total:</b>		<b>85,325.00</b>	<b>85,325.00</b>	<b>1,496.31</b>	<b>1,496.31</b>	<b>83,828.69 98.25%</b>
<b>Category: E70 - Grant Expense</b>						
<a href="#">001-0600-5700</a>	Grant Expense	4,500.00	4,500.00	0.00	0.00	4,500.00 100.00 %
<a href="#">001-0600-5705</a>	Grant Expense - DUI/Step	26,700.00	26,700.00	530.72	2,577.10	24,122.90 90.35 %
<b>Category: E70 - Grant Expense Total:</b>		<b>31,200.00</b>	<b>31,200.00</b>	<b>530.72</b>	<b>2,577.10</b>	<b>28,622.90 91.74%</b>
<b>Category: E72 - Bond Expense</b>						
<a href="#">001-0600-5840</a>	Principal for Loans	828,881.63	926,293.34	45,675.08	91,263.77	835,029.57 90.15 %
<b>Category: E72 - Bond Expense Total:</b>		<b>828,881.63</b>	<b>926,293.34</b>	<b>45,675.08</b>	<b>91,263.77</b>	<b>835,029.57 90.15%</b>
<b>Category: E80 - Fixed Assets</b>						
<a href="#">001-0600-5808</a>	Fixed Assets - Vehicles	0.00	0.00	16,623.81	63,937.26	-63,937.26 0.00 %
<b>Category: E80 - Fixed Assets Total:</b>		<b>0.00</b>	<b>0.00</b>	<b>16,623.81</b>	<b>63,937.26</b>	<b>-63,937.26 0.00%</b>
<b>Category: E85 - Interest Expense</b>						
<a href="#">001-0600-5850</a>	Interest Expense	95,872.22	98,663.51	3,315.35	6,717.09	91,946.42 93.19 %
<b>Category: E85 - Interest Expense Total:</b>		<b>95,872.22</b>	<b>98,663.51</b>	<b>3,315.35</b>	<b>6,717.09</b>	<b>91,946.42 93.19%</b>
<b>Expense Total:</b>		<b>5,274,334.99</b>	<b>5,388,631.53</b>	<b>390,514.26</b>	<b>874,460.42</b>	<b>4,514,171.11 83.77%</b>
<b>Department: 0600 - Police Surplus (Deficit):</b>		<b>-3,625,352.99</b>	<b>-3,739,649.53</b>	<b>-256,043.56</b>	<b>-602,359.73</b>	<b>3,137,289.80 83.89%</b>
<b>Department: 0610 - Police - Dispatch</b>						
<b>Revenue</b>						
<b>Category: R60 - Miscellaneous Revenue</b>						
<a href="#">001-0610-4650</a>	Emerg Telephone Service Rev	238,000.00	238,000.00	0.00	0.00	-238,000.00 100.00 %
<b>Category: R60 - Miscellaneous Revenue Total:</b>		<b>238,000.00</b>	<b>238,000.00</b>	<b>0.00</b>	<b>0.00</b>	<b>-238,000.00 100.00%</b>
<b>Revenue Total:</b>		<b>238,000.00</b>	<b>238,000.00</b>	<b>0.00</b>	<b>0.00</b>	<b>-238,000.00 100.00%</b>
<b>Expense</b>						
<b>Category: E01 - Personnel Expense</b>						
<a href="#">001-0610-5000</a>	Salary Expense	363,002.21	363,002.21	21,801.63	46,230.38	316,771.83 87.26 %
<a href="#">001-0610-5010</a>	Overtime Expense	80,000.00	80,000.00	7,293.96	14,308.88	65,691.12 82.11 %
<a href="#">001-0610-5020</a>	FICA Expense	33,889.68	33,889.68	2,151.70	4,483.05	29,406.63 86.77 %
<a href="#">001-0610-5022</a>	Unemployment Expense	840.00	840.00	83.66	177.99	662.01 78.81 %
<a href="#">001-0610-5025</a>	Worker's Comp Expense	10,000.00	16,000.00	0.00	30,234.16	-14,234.16 -88.96 %



Budget Report

For Fiscal: 2023 Period Ending: 02/28/2023

		Original	Current	Period	Fiscal	Variance	Percent
		Total Budget	Total Budget	Activity	Activity	(Unfavorable)	Remaining
<a href="#">001-0610-5030</a>	APERS Expense	61,217.17	61,217.17	4,457.43	9,274.59	51,942.58	84.85 %
<a href="#">001-0610-5040</a>	Health Insurance Expense	79,868.76	79,868.76	6,498.08	12,996.16	66,872.60	83.73 %
<b>Category: E01 - Personnel Expense Total:</b>		<b>628,817.82</b>	<b>634,817.82</b>	<b>42,286.46</b>	<b>117,705.21</b>	<b>517,112.61</b>	<b>81.46%</b>
<b>Category: E55 - Professional Services</b>							
<a href="#">001-0610-5565</a>	Prof Services - Dispatch	1,950.00	1,950.00	0.00	0.00	1,950.00	100.00 %
<b>Category: E55 - Professional Services Total:</b>		<b>1,950.00</b>	<b>1,950.00</b>	<b>0.00</b>	<b>0.00</b>	<b>1,950.00</b>	<b>100.00%</b>
<b>Category: E64 - Reimbursement</b>							
<a href="#">001-0610-5650</a>	Emerg Telephone Service Exp	67,640.00	67,640.00	770.56	770.56	66,869.44	98.86 %
<b>Category: E64 - Reimbursement Total:</b>		<b>67,640.00</b>	<b>67,640.00</b>	<b>770.56</b>	<b>770.56</b>	<b>66,869.44</b>	<b>98.86%</b>
<b>Expense Total:</b>		<b>698,407.82</b>	<b>704,407.82</b>	<b>43,057.02</b>	<b>118,475.77</b>	<b>585,932.05</b>	<b>83.18%</b>
<b>Department: 0610 - Police - Dispatch Surplus (Deficit):</b>		<b>-460,407.82</b>	<b>-466,407.82</b>	<b>-43,057.02</b>	<b>-118,475.77</b>	<b>347,932.05</b>	<b>74.60%</b>
<b>Department: 0620 - Police - SRO</b>							
<b>Revenue</b>							
<b>Category: R64 - Reimbursement</b>							
<a href="#">001-0620-4640</a>	Reimbursement Rev- SRO	293,000.00	293,000.00	0.00	0.00	-293,000.00	100.00 %
<b>Category: R64 - Reimbursement Total:</b>		<b>293,000.00</b>	<b>293,000.00</b>	<b>0.00</b>	<b>0.00</b>	<b>-293,000.00</b>	<b>100.00%</b>
<b>Revenue Total:</b>		<b>293,000.00</b>	<b>293,000.00</b>	<b>0.00</b>	<b>0.00</b>	<b>-293,000.00</b>	<b>100.00%</b>
<b>Expense</b>							
<b>Category: E01 - Personnel Expense</b>							
<a href="#">001-0620-5000</a>	Salary Expense	374,744.66	374,744.66	29,067.72	61,656.83	313,087.83	83.55 %
<a href="#">001-0620-5010</a>	Overtime Expense	1,000.00	1,000.00	20.15	819.80	180.20	18.02 %
<a href="#">001-0620-5020</a>	FICA Expense	28,759.77	28,759.77	2,148.72	4,626.43	24,133.34	83.91 %
<a href="#">001-0620-5022</a>	Unemployment Expense	480.00	480.00	55.49	155.68	324.32	67.57 %
<a href="#">001-0620-5025</a>	Worker's Comp Expense	7,000.00	7,900.00	0.00	7,838.51	61.49	0.78 %
<a href="#">001-0620-5035</a>	LOPFI Expense	90,150.26	90,150.26	6,981.09	14,688.44	75,461.82	83.71 %
<a href="#">001-0620-5036</a>	LOPFI Prem Advance	-22,000.00	-22,000.00	0.00	0.00	-22,000.00	100.00 %
<a href="#">001-0620-5040</a>	Health Insurance Expense	97,361.76	97,361.76	7,030.94	13,565.80	83,795.96	86.07 %
<a href="#">001-0620-5050</a>	Physical & Drug Screen Exp	500.00	500.00	0.00	0.00	500.00	100.00 %
<a href="#">001-0620-5056</a>	Uniform Expenses	9,000.00	9,000.00	0.00	0.00	9,000.00	100.00 %
<a href="#">001-0620-5060</a>	Travel & Training Expense	15,000.00	15,000.00	0.00	0.00	15,000.00	100.00 %
<b>Category: E01 - Personnel Expense Total:</b>		<b>601,996.45</b>	<b>602,896.45</b>	<b>45,304.11</b>	<b>103,351.49</b>	<b>499,544.96</b>	<b>82.86%</b>
<b>Category: E10 - Building &amp; Grounds Exp</b>							
<a href="#">001-0620-5116</a>	Communication Exp - Cellular	9,600.00	9,600.00	729.07	1,457.96	8,142.04	84.81 %
<b>Category: E10 - Building &amp; Grounds Exp Total:</b>		<b>9,600.00</b>	<b>9,600.00</b>	<b>729.07</b>	<b>1,457.96</b>	<b>8,142.04</b>	<b>84.81%</b>
<b>Category: E60 - Miscellaneous Expense</b>							
<a href="#">001-0620-5608</a>	Software - New & Renewals	2,500.00	2,500.00	0.00	0.00	2,500.00	100.00 %
<b>Category: E60 - Miscellaneous Expense Total:</b>		<b>2,500.00</b>	<b>2,500.00</b>	<b>0.00</b>	<b>0.00</b>	<b>2,500.00</b>	<b>100.00%</b>
<b>Expense Total:</b>		<b>614,096.45</b>	<b>614,996.45</b>	<b>46,033.18</b>	<b>104,809.45</b>	<b>510,187.00</b>	<b>82.96%</b>
<b>Department: 0620 - Police - SRO Surplus (Deficit):</b>		<b>-321,096.45</b>	<b>-321,996.45</b>	<b>-46,033.18</b>	<b>-104,809.45</b>	<b>217,187.00</b>	<b>67.45%</b>
<b>Department: 0630 - Police - K9</b>							
<b>Expense</b>							
<b>Category: E30 - Supply Expense</b>							
<a href="#">001-0630-5306</a>	Supplies - Food Allowance	1,800.00	1,800.00	0.00	0.00	1,800.00	100.00 %
<b>Category: E30 - Supply Expense Total:</b>		<b>1,800.00</b>	<b>1,800.00</b>	<b>0.00</b>	<b>0.00</b>	<b>1,800.00</b>	<b>100.00%</b>
<b>Category: E40 - Operations Expense</b>							
<a href="#">001-0630-5500</a>	K9 Training	5,500.00	5,500.00	747.00	747.00	4,753.00	86.42 %
<b>Category: E40 - Operations Expense Total:</b>		<b>5,500.00</b>	<b>5,500.00</b>	<b>747.00</b>	<b>747.00</b>	<b>4,753.00</b>	<b>86.42%</b>

Budget Report

For Fiscal: 2023 Period Ending: 02/28/2023

	Original Total Budget	Current Total Budget	Period Activity	Fiscal Activity	Variance Favorable (Unfavorable)	Percent Remaining
<b>Category: E55 - Professional Services</b>						
<a href="#">001-0630-5592</a> Prof Services - Veterinarian	3,000.00	3,000.00	0.00	233.50	2,766.50	92.22 %
<b>Category: E55 - Professional Services Total:</b>	<b>3,000.00</b>	<b>3,000.00</b>	<b>0.00</b>	<b>233.50</b>	<b>2,766.50</b>	<b>92.22%</b>
<b>Expense Total:</b>	<b>10,300.00</b>	<b>10,300.00</b>	<b>747.00</b>	<b>980.50</b>	<b>9,319.50</b>	<b>90.48%</b>
<b>Department: 0630 - Police - K9 Total:</b>	<b>10,300.00</b>	<b>10,300.00</b>	<b>747.00</b>	<b>980.50</b>	<b>9,319.50</b>	<b>90.48%</b>
<b>Fund: 001 - General Fund Surplus (Deficit):</b>	<b>160,002.44</b>	<b>-519,601.53</b>	<b>-20,913.61</b>	<b>-132,211.65</b>	<b>387,389.88</b>	<b>74.56%</b>
<b>Fund: 002 - Sales Tax Fund</b>						
<b>Department: 0100 - Administration</b>						
<b>Revenue</b>						
<b>Category: R10 - Taxes - Sales</b>						
<a href="#">002-0100-4105</a> One Cent Sales Tax	6,310,008.00	6,310,008.00	603,488.65	1,121,140.25	-5,188,867.75	82.23 %
<b>Category: R10 - Taxes - Sales Total:</b>	<b>6,310,008.00</b>	<b>6,310,008.00</b>	<b>603,488.65</b>	<b>1,121,140.25</b>	<b>-5,188,867.75</b>	<b>82.23%</b>
<b>Revenue Total:</b>	<b>6,310,008.00</b>	<b>6,310,008.00</b>	<b>603,488.65</b>	<b>1,121,140.25</b>	<b>-5,188,867.75</b>	<b>82.23%</b>
<b>Expense</b>						
<b>Category: E62 - Intergovernmental Tsfr</b>						
<a href="#">002-0100-5620</a> Xfer to General	6,310,008.00	6,310,008.00	525,834.00	1,051,668.00	5,258,340.00	83.33 %
<b>Category: E62 - Intergovernmental Tsfr Total:</b>	<b>6,310,008.00</b>	<b>6,310,008.00</b>	<b>525,834.00</b>	<b>1,051,668.00</b>	<b>5,258,340.00</b>	<b>83.33%</b>
<b>Expense Total:</b>	<b>6,310,008.00</b>	<b>6,310,008.00</b>	<b>525,834.00</b>	<b>1,051,668.00</b>	<b>5,258,340.00</b>	<b>83.33%</b>
<b>Department: 0100 - Administration Surplus (Deficit):</b>	<b>0.00</b>	<b>0.00</b>	<b>77,654.65</b>	<b>69,472.25</b>	<b>69,472.25</b>	<b>0.00%</b>
<b>Fund: 002 - Sales Tax Fund Surplus (Deficit):</b>	<b>0.00</b>	<b>0.00</b>	<b>77,654.65</b>	<b>69,472.25</b>	<b>69,472.25</b>	<b>0.00%</b>
<b>Fund: 003 - Franchise Fees Fund</b>						
<b>Department: 0100 - Administration</b>						
<b>Revenue</b>						
<b>Category: R50 - Sale of Services</b>						
<a href="#">003-0100-4502</a> AT&T / SW Bell Franchise Fee	150,000.00	150,000.00	0.00	10,289.26	-139,710.74	93.14 %
<a href="#">003-0100-4506</a> Centerpoint Energy Franchise Fee	200,000.00	200,000.00	64,919.13	91,087.68	-108,912.32	54.46 %
<a href="#">003-0100-4508</a> Fidelity Franchise Fee	15,000.00	15,000.00	0.00	17,031.12	2,031.12	113.54 %
<a href="#">003-0100-4510</a> Comcast Cable Franchise Fee	75,000.00	75,000.00	0.00	17,679.08	-57,320.92	76.43 %
<a href="#">003-0100-4526</a> Entergy Franchise Fee	600,000.00	600,000.00	49,222.56	100,975.20	-499,024.80	83.17 %
<a href="#">003-0100-4528</a> First Electric Franchise Fee	275,000.00	275,000.00	40,861.38	72,254.24	-202,745.76	73.73 %
<a href="#">003-0100-4564</a> Windstream Franchise Fee	15,000.00	15,000.00	0.00	2,565.76	-12,434.24	82.89 %
<b>Category: R50 - Sale of Services Total:</b>	<b>1,330,000.00</b>	<b>1,330,000.00</b>	<b>155,003.07</b>	<b>311,882.34</b>	<b>-1,018,117.66</b>	<b>76.55%</b>
<b>Revenue Total:</b>	<b>1,330,000.00</b>	<b>1,330,000.00</b>	<b>155,003.07</b>	<b>311,882.34</b>	<b>-1,018,117.66</b>	<b>76.55%</b>
<b>Expense</b>						
<b>Category: E62 - Intergovernmental Tsfr</b>						
<a href="#">003-0100-5620</a> Xfer to General	175,000.00	175,000.00	14,583.33	29,166.66	145,833.34	83.33 %
<b>Category: E62 - Intergovernmental Tsfr Total:</b>	<b>175,000.00</b>	<b>175,000.00</b>	<b>14,583.33</b>	<b>29,166.66</b>	<b>145,833.34</b>	<b>83.33%</b>
<b>Expense Total:</b>	<b>175,000.00</b>	<b>175,000.00</b>	<b>14,583.33</b>	<b>29,166.66</b>	<b>145,833.34</b>	<b>83.33%</b>
<b>Department: 0100 - Administration Surplus (Deficit):</b>	<b>1,155,000.00</b>	<b>1,155,000.00</b>	<b>140,419.74</b>	<b>282,715.68</b>	<b>-872,284.32</b>	<b>75.52%</b>
<b>Department: 0800 - Street</b>						
<b>Expense</b>						
<b>Category: E62 - Intergovernmental Tsfr</b>						
<a href="#">003-0800-5622</a> Xfer to Fund 185	649,000.20	649,000.20	52,973.08	106,760.05	542,240.15	83.55 %
<b>Category: E62 - Intergovernmental Tsfr Total:</b>	<b>649,000.20</b>	<b>649,000.20</b>	<b>52,973.08</b>	<b>106,760.05</b>	<b>542,240.15</b>	<b>83.55%</b>
<b>Expense Total:</b>	<b>649,000.20</b>	<b>649,000.20</b>	<b>52,973.08</b>	<b>106,760.05</b>	<b>542,240.15</b>	<b>83.55%</b>
<b>Department: 0800 - Street Total:</b>	<b>649,000.20</b>	<b>649,000.20</b>	<b>52,973.08</b>	<b>106,760.05</b>	<b>542,240.15</b>	<b>83.55%</b>
<b>Fund: 003 - Franchise Fees Fund Surplus (Deficit):</b>	<b>505,999.80</b>	<b>505,999.80</b>	<b>87,446.66</b>	<b>175,955.63</b>	<b>-330,044.17</b>	<b>65.23%</b>



Budget Report

For Fiscal: 2023 Period Ending: 02/28/2023

	Original Total Budget	Current Total Budget	Period Activity	Fiscal Activity	Variance Favorable (Unfavorable)	Percent Remaining
<b>Fund: 005 - Designated Tax Fund</b>						
<b>Department: 0200 - Animal Control</b>						
<b>Revenue</b>						
<b>Category: R10 - Taxes - Sales</b>						
<a href="#">005-0200-4100</a>	Designated Tax - AC	631,002.00	631,002.00	60,348.86	112,114.02	-518,887.98 82.23 %
	<b>Category: R10 - Taxes - Sales Total:</b>	<b>631,002.00</b>	<b>631,002.00</b>	<b>60,348.86</b>	<b>112,114.02</b>	<b>-518,887.98 82.23%</b>
	<b>Revenue Total:</b>	<b>631,002.00</b>	<b>631,002.00</b>	<b>60,348.86</b>	<b>112,114.02</b>	<b>-518,887.98 82.23%</b>
<b>Expense</b>						
<b>Category: E62 - Intergovernmental Tsfr</b>						
<a href="#">005-0200-5620</a>	Xfer to General - AC	631,002.00	631,002.00	52,583.00	105,166.00	525,836.00 83.33 %
	<b>Category: E62 - Intergovernmental Tsfr Total:</b>	<b>631,002.00</b>	<b>631,002.00</b>	<b>52,583.00</b>	<b>105,166.00</b>	<b>525,836.00 83.33%</b>
	<b>Expense Total:</b>	<b>631,002.00</b>	<b>631,002.00</b>	<b>52,583.00</b>	<b>105,166.00</b>	<b>525,836.00 83.33%</b>
	<b>Department: 0200 - Animal Control Surplus (Deficit):</b>	<b>0.00</b>	<b>0.00</b>	<b>7,765.86</b>	<b>6,948.02</b>	<b>6,948.02 0.00%</b>
<b>Department: 0400 - Parks</b>						
<b>Revenue</b>						
<b>Category: R10 - Taxes - Sales</b>						
<a href="#">005-0400-4100</a>	Designated Tax - Park	631,002.00	631,002.00	60,348.86	112,114.02	-518,887.98 82.23 %
	<b>Category: R10 - Taxes - Sales Total:</b>	<b>631,002.00</b>	<b>631,002.00</b>	<b>60,348.86</b>	<b>112,114.02</b>	<b>-518,887.98 82.23%</b>
	<b>Revenue Total:</b>	<b>631,002.00</b>	<b>631,002.00</b>	<b>60,348.86</b>	<b>112,114.02</b>	<b>-518,887.98 82.23%</b>
<b>Expense</b>						
<b>Category: E62 - Intergovernmental Tsfr</b>						
<a href="#">005-0400-5620</a>	Xfer to General - Park	631,002.00	631,002.00	52,583.00	105,166.00	525,836.00 83.33 %
	<b>Category: E62 - Intergovernmental Tsfr Total:</b>	<b>631,002.00</b>	<b>631,002.00</b>	<b>52,583.00</b>	<b>105,166.00</b>	<b>525,836.00 83.33%</b>
	<b>Expense Total:</b>	<b>631,002.00</b>	<b>631,002.00</b>	<b>52,583.00</b>	<b>105,166.00</b>	<b>525,836.00 83.33%</b>
	<b>Department: 0400 - Parks Surplus (Deficit):</b>	<b>0.00</b>	<b>0.00</b>	<b>7,765.86</b>	<b>6,948.02</b>	<b>6,948.02 0.00%</b>
<b>Department: 0500 - Fire</b>						
<b>Revenue</b>						
<b>Category: R10 - Taxes - Sales</b>						
<a href="#">005-0500-4100</a>	Designated Tax - Fire	1,577,502.00	1,577,502.00	150,872.16	280,285.06	-1,297,216.94 82.23 %
	<b>Category: R10 - Taxes - Sales Total:</b>	<b>1,577,502.00</b>	<b>1,577,502.00</b>	<b>150,872.16</b>	<b>280,285.06</b>	<b>-1,297,216.94 82.23%</b>
	<b>Revenue Total:</b>	<b>1,577,502.00</b>	<b>1,577,502.00</b>	<b>150,872.16</b>	<b>280,285.06</b>	<b>-1,297,216.94 82.23%</b>
<b>Expense</b>						
<b>Category: E62 - Intergovernmental Tsfr</b>						
<a href="#">005-0500-5620</a>	Xfer to General - Fire	1,577,502.00	1,577,502.00	131,459.00	262,918.00	1,314,584.00 83.33 %
	<b>Category: E62 - Intergovernmental Tsfr Total:</b>	<b>1,577,502.00</b>	<b>1,577,502.00</b>	<b>131,459.00</b>	<b>262,918.00</b>	<b>1,314,584.00 83.33%</b>
	<b>Expense Total:</b>	<b>1,577,502.00</b>	<b>1,577,502.00</b>	<b>131,459.00</b>	<b>262,918.00</b>	<b>1,314,584.00 83.33%</b>
	<b>Department: 0500 - Fire Surplus (Deficit):</b>	<b>0.00</b>	<b>0.00</b>	<b>19,413.16</b>	<b>17,367.06</b>	<b>17,367.06 0.00%</b>
<b>Department: 0600 - Police</b>						
<b>Revenue</b>						
<b>Category: R10 - Taxes - Sales</b>						
<a href="#">005-0600-4100</a>	Designated Tax - Police	1,577,502.00	1,577,502.00	150,872.16	280,285.06	-1,297,216.94 82.23 %
	<b>Category: R10 - Taxes - Sales Total:</b>	<b>1,577,502.00</b>	<b>1,577,502.00</b>	<b>150,872.16</b>	<b>280,285.06</b>	<b>-1,297,216.94 82.23%</b>
	<b>Revenue Total:</b>	<b>1,577,502.00</b>	<b>1,577,502.00</b>	<b>150,872.16</b>	<b>280,285.06</b>	<b>-1,297,216.94 82.23%</b>
<b>Expense</b>						
<b>Category: E62 - Intergovernmental Tsfr</b>						
<a href="#">005-0600-5620</a>	Xfer to General - Police	1,577,502.00	1,577,502.00	131,459.00	262,918.00	1,314,584.00 83.33 %
	<b>Category: E62 - Intergovernmental Tsfr Total:</b>	<b>1,577,502.00</b>	<b>1,577,502.00</b>	<b>131,459.00</b>	<b>262,918.00</b>	<b>1,314,584.00 83.33%</b>
	<b>Expense Total:</b>	<b>1,577,502.00</b>	<b>1,577,502.00</b>	<b>131,459.00</b>	<b>262,918.00</b>	<b>1,314,584.00 83.33%</b>
	<b>Department: 0600 - Police Surplus (Deficit):</b>	<b>0.00</b>	<b>0.00</b>	<b>19,413.16</b>	<b>17,367.06</b>	<b>17,367.06 0.00%</b>



Budget Report

For Fiscal: 2023 Period Ending: 02/28/2023

	Original Total Budget	Current Total Budget	Period Activity	Fiscal Activity	Variance Favorable (Unfavorable)	Percent Remaining
<b>Department: 0800 - Street</b>						
<b>Revenue</b>						
<b>Category: R10 - Taxes - Sales</b>						
<a href="#">005-0800-4100</a> Designated Tax - Street	1,893,000.00	1,893,000.00	181,046.61	336,342.09	-1,556,657.91	82.23 %
<b>Category: R10 - Taxes - Sales Total:</b>	<b>1,893,000.00</b>	<b>1,893,000.00</b>	<b>181,046.61</b>	<b>336,342.09</b>	<b>-1,556,657.91</b>	<b>82.23%</b>
<b>Revenue Total:</b>	<b>1,893,000.00</b>	<b>1,893,000.00</b>	<b>181,046.61</b>	<b>336,342.09</b>	<b>-1,556,657.91</b>	<b>82.23%</b>
<b>Expense</b>						
<b>Category: E62 - Intergovernmental Tsfr</b>						
<a href="#">005-0800-5622</a> Xfer to Street	1,893,000.00	1,893,000.00	157,750.00	315,500.00	1,577,500.00	83.33 %
<b>Category: E62 - Intergovernmental Tsfr Total:</b>	<b>1,893,000.00</b>	<b>1,893,000.00</b>	<b>157,750.00</b>	<b>315,500.00</b>	<b>1,577,500.00</b>	<b>83.33%</b>
<b>Expense Total:</b>	<b>1,893,000.00</b>	<b>1,893,000.00</b>	<b>157,750.00</b>	<b>315,500.00</b>	<b>1,577,500.00</b>	<b>83.33%</b>
<b>Department: 0800 - Street Surplus (Deficit):</b>	<b>0.00</b>	<b>0.00</b>	<b>23,296.61</b>	<b>20,842.09</b>	<b>20,842.09</b>	<b>0.00%</b>
<b>Fund: 005 - Designated Tax Fund Surplus (Deficit):</b>	<b>0.00</b>	<b>0.00</b>	<b>77,654.65</b>	<b>69,472.25</b>	<b>69,472.25</b>	<b>0.00%</b>
<b>Fund: 007 - Investment Account</b>						
<b>Department: 0100 - Administration</b>						
<b>Revenue</b>						
<b>Category: R85 - Interest Revenue</b>						
<a href="#">007-0100-4850</a> Interest Revenue	0.00	0.00	0.00	603.08	603.08	0.00 %
<b>Category: R85 - Interest Revenue Total:</b>	<b>0.00</b>	<b>0.00</b>	<b>0.00</b>	<b>603.08</b>	<b>603.08</b>	<b>0.00%</b>
<b>Revenue Total:</b>	<b>0.00</b>	<b>0.00</b>	<b>0.00</b>	<b>603.08</b>	<b>603.08</b>	<b>0.00%</b>
<b>Expense</b>						
<b>Category: E62 - Intergovernmental Tsfr</b>						
<a href="#">007-0100-5626</a> Xfer to Other	0.00	0.00	0.00	860,536.60	-860,536.60	0.00 %
<b>Category: E62 - Intergovernmental Tsfr Total:</b>	<b>0.00</b>	<b>0.00</b>	<b>0.00</b>	<b>860,536.60</b>	<b>-860,536.60</b>	<b>0.00%</b>
<b>Category: E85 - Interest Expense</b>						
<a href="#">007-0100-5855</a> Loss	0.00	0.00	0.00	-9,484.10	9,484.10	0.00 %
<b>Category: E85 - Interest Expense Total:</b>	<b>0.00</b>	<b>0.00</b>	<b>0.00</b>	<b>-9,484.10</b>	<b>9,484.10</b>	<b>0.00%</b>
<b>Expense Total:</b>	<b>0.00</b>	<b>0.00</b>	<b>0.00</b>	<b>851,052.50</b>	<b>-851,052.50</b>	<b>0.00%</b>
<b>Department: 0100 - Administration Surplus (Deficit):</b>	<b>0.00</b>	<b>0.00</b>	<b>0.00</b>	<b>-850,449.42</b>	<b>-850,449.42</b>	<b>0.00%</b>
<b>Fund: 007 - Investment Account Surplus (Deficit):</b>	<b>0.00</b>	<b>0.00</b>	<b>0.00</b>	<b>-850,449.42</b>	<b>-850,449.42</b>	<b>0.00%</b>
<b>Fund: 020 - Animal Control Donation</b>						
<b>Department: 0200 - Animal Control</b>						
<b>Revenue</b>						
<b>Category: R68 - Donation Revenue</b>						
<a href="#">020-0200-4680</a> Donation Revenue Ord 2011-24	2,500.00	2,500.00	0.00	0.00	-2,500.00	100.00 %
<b>Category: R68 - Donation Revenue Total:</b>	<b>2,500.00</b>	<b>2,500.00</b>	<b>0.00</b>	<b>0.00</b>	<b>-2,500.00</b>	<b>100.00%</b>
<b>Revenue Total:</b>	<b>2,500.00</b>	<b>2,500.00</b>	<b>0.00</b>	<b>0.00</b>	<b>-2,500.00</b>	<b>100.00%</b>
<b>Expense</b>						
<b>Category: E55 - Professional Services</b>						
<a href="#">020-0200-5580</a> AC Donation Expense	2,500.00	2,500.00	0.00	0.00	2,500.00	100.00 %
<b>Category: E55 - Professional Services Total:</b>	<b>2,500.00</b>	<b>2,500.00</b>	<b>0.00</b>	<b>0.00</b>	<b>2,500.00</b>	<b>100.00%</b>
<b>Expense Total:</b>	<b>2,500.00</b>	<b>2,500.00</b>	<b>0.00</b>	<b>0.00</b>	<b>2,500.00</b>	<b>100.00%</b>
<b>Department: 0200 - Animal Control Surplus (Deficit):</b>	<b>0.00</b>	<b>0.00</b>	<b>0.00</b>	<b>0.00</b>	<b>0.00</b>	<b>0.00%</b>
<b>Fund: 020 - Animal Control Donation Surplus (Deficit):</b>	<b>0.00</b>	<b>0.00</b>	<b>0.00</b>	<b>0.00</b>	<b>0.00</b>	<b>0.00%</b>
<b>Fund: 030 - Act 1256 of 1995 Court</b>						
<b>Department: 0300 - Court</b>						
<b>Revenue</b>						
<b>Category: R40 - Fines &amp; Forfeitures</b>						
<a href="#">030-0300-4404</a> Act 1256 Civil Division	71,250.00	71,250.00	1,395.00	2,530.00	-68,720.00	96.45 %

Budget Report

For Fiscal: 2023 Period Ending: 02/28/2023

		Original	Current	Period	Fiscal	Variance	Percent
		Total Budget	Total Budget	Activity	Activity	(Unfavorable)	Remaining
<a href="#">030-0300-4406</a>	Act 1256 District Court Rev	330,000.00	330,000.00	20,653.78	39,258.80	-290,741.20	88.10 %
	<b>Category: R40 - Fines &amp; Forfeitures Total:</b>	<b>401,250.00</b>	<b>401,250.00</b>	<b>22,048.78</b>	<b>41,788.80</b>	<b>-359,461.20</b>	<b>89.59%</b>
	<b>Revenue Total:</b>	<b>401,250.00</b>	<b>401,250.00</b>	<b>22,048.78</b>	<b>41,788.80</b>	<b>-359,461.20</b>	<b>89.59%</b>
<b>Expense</b>							
<b>Category: E01 - Personnel Expense</b>							
<a href="#">030-0300-5072</a>	Act 1256 Judge Retirement	5,200.00	5,200.00	394.84	789.68	4,410.32	84.81 %
	<b>Category: E01 - Personnel Expense Total:</b>	<b>5,200.00</b>	<b>5,200.00</b>	<b>394.84</b>	<b>789.68</b>	<b>4,410.32</b>	<b>84.81%</b>
<b>Category: E40 - Operations Expense</b>							
<a href="#">030-0300-5400</a>	Act 316 of 1991 Expense	250.00	250.00	18.12	36.24	213.76	85.50 %
<a href="#">030-0300-5415</a>	Act 918 of 1983 Expense	17,500.00	17,500.00	1,342.64	2,685.28	14,814.72	84.66 %
<a href="#">030-0300-5425</a>	Act 1256 Co Admin of Justice	140,500.00	140,500.00	10,741.60	21,483.20	119,016.80	84.71 %
<a href="#">030-0300-5430</a>	Act 1256 Court Costs	15,250.00	15,250.00	1,148.10	2,329.14	12,920.86	84.73 %
<a href="#">030-0300-5435</a>	Act 1256 City Attorney	28,500.00	28,500.00	2,190.68	4,381.36	24,118.64	84.63 %
<a href="#">030-0300-5440</a>	Act 1256 DFA (State)	167,150.00	167,150.00	4,146.12	5,983.48	161,166.52	96.42 %
<a href="#">030-0300-5445</a>	Act 1256 Ordinance 89-15	26,000.00	26,000.00	1,966.60	3,933.20	22,066.80	84.87 %
<a href="#">030-0300-5495</a>	Act 1256 Intoximeter Expense	900.00	900.00	67.14	134.28	765.72	85.08 %
	<b>Category: E40 - Operations Expense Total:</b>	<b>396,050.00</b>	<b>396,050.00</b>	<b>21,621.00</b>	<b>40,966.18</b>	<b>355,083.82</b>	<b>89.66%</b>
	<b>Expense Total:</b>	<b>401,250.00</b>	<b>401,250.00</b>	<b>22,015.84</b>	<b>41,755.86</b>	<b>359,494.14</b>	<b>89.59%</b>
	<b>Department: 0300 - Court Surplus (Deficit):</b>	<b>0.00</b>	<b>0.00</b>	<b>32.94</b>	<b>32.94</b>	<b>32.94</b>	<b>0.00%</b>
	<b>Fund: 030 - Act 1256 of 1995 Court Surplus (Deficit):</b>	<b>0.00</b>	<b>0.00</b>	<b>32.94</b>	<b>32.94</b>	<b>32.94</b>	<b>0.00%</b>
<b>Fund: 031 - Act 1809 of 2001 Court Auto</b>							
<b>Department: 0300 - Court</b>							
<b>Revenue</b>							
<b>Category: R40 - Fines &amp; Forfeitures</b>							
<a href="#">031-0300-4408</a>	Act 1809 of 2001 Revenue	36,000.00	36,000.00	2,554.00	4,726.00	-31,274.00	86.87 %
	<b>Category: R40 - Fines &amp; Forfeitures Total:</b>	<b>36,000.00</b>	<b>36,000.00</b>	<b>2,554.00</b>	<b>4,726.00</b>	<b>-31,274.00</b>	<b>86.87%</b>
	<b>Revenue Total:</b>	<b>36,000.00</b>	<b>36,000.00</b>	<b>2,554.00</b>	<b>4,726.00</b>	<b>-31,274.00</b>	<b>86.87%</b>
<b>Expense</b>							
<b>Category: E60 - Miscellaneous Expense</b>							
<a href="#">031-0300-5608</a>	Software - New & Renewals	36,000.00	36,000.00	0.00	7,438.88	28,561.12	79.34 %
	<b>Category: E60 - Miscellaneous Expense Total:</b>	<b>36,000.00</b>	<b>36,000.00</b>	<b>0.00</b>	<b>7,438.88</b>	<b>28,561.12</b>	<b>79.34%</b>
	<b>Expense Total:</b>	<b>36,000.00</b>	<b>36,000.00</b>	<b>0.00</b>	<b>7,438.88</b>	<b>28,561.12</b>	<b>79.34%</b>
	<b>Department: 0300 - Court Surplus (Deficit):</b>	<b>0.00</b>	<b>0.00</b>	<b>2,554.00</b>	<b>-2,712.88</b>	<b>-2,712.88</b>	<b>0.00%</b>
	<b>Fund: 031 - Act 1809 of 2001 Court Auto Surplus (Deficit):</b>	<b>0.00</b>	<b>0.00</b>	<b>2,554.00</b>	<b>-2,712.88</b>	<b>-2,712.88</b>	<b>0.00%</b>
<b>Fund: 045 - Park 1/8 SalesTax O &amp; M</b>							
<b>Department: 0400 - Parks</b>							
<b>Revenue</b>							
<b>Category: R10 - Taxes - Sales</b>							
<a href="#">045-0400-4110</a>	Park 1/8 Sales Tax	788,751.00	788,751.00	75,436.08	140,142.53	-648,608.47	82.23 %
	<b>Category: R10 - Taxes - Sales Total:</b>	<b>788,751.00</b>	<b>788,751.00</b>	<b>75,436.08</b>	<b>140,142.53</b>	<b>-648,608.47</b>	<b>82.23%</b>
	<b>Revenue Total:</b>	<b>788,751.00</b>	<b>788,751.00</b>	<b>75,436.08</b>	<b>140,142.53</b>	<b>-648,608.47</b>	<b>82.23%</b>
<b>Expense</b>							
<b>Category: E62 - Intergovernmental Tsfr</b>							
<a href="#">045-0400-5620</a>	Xfer to General	788,751.00	788,751.00	65,729.00	131,458.00	657,293.00	83.33 %
	<b>Category: E62 - Intergovernmental Tsfr Total:</b>	<b>788,751.00</b>	<b>788,751.00</b>	<b>65,729.00</b>	<b>131,458.00</b>	<b>657,293.00</b>	<b>83.33%</b>
	<b>Expense Total:</b>	<b>788,751.00</b>	<b>788,751.00</b>	<b>65,729.00</b>	<b>131,458.00</b>	<b>657,293.00</b>	<b>83.33%</b>
	<b>Department: 0400 - Parks Surplus (Deficit):</b>	<b>0.00</b>	<b>0.00</b>	<b>9,707.08</b>	<b>8,684.53</b>	<b>8,684.53</b>	<b>0.00%</b>
	<b>Fund: 045 - Park 1/8 SalesTax O &amp; M Surplus (Deficit):</b>	<b>0.00</b>	<b>0.00</b>	<b>9,707.08</b>	<b>8,684.53</b>	<b>8,684.53</b>	<b>0.00%</b>



Budget Report

For Fiscal: 2023 Period Ending: 02/28/2023

	Original Total Budget	Current Total Budget	Period Activity	Fiscal Activity	Variance Favorable (Unfavorable)	Percent Remaining
<b>Fund: 051 - Act 833 of 1991 Fire</b>						
Department: 0500 - Fire						
Revenue						
Category: R15 - Taxes - Property						
<a href="#">051-0500-4150</a> State Turnback	20,000.00	20,000.00	0.00	0.00	-20,000.00	100.00 %
Category: R15 - Taxes - Property Total:	20,000.00	20,000.00	0.00	0.00	-20,000.00	100.00%
Revenue Total:	20,000.00	20,000.00	0.00	0.00	-20,000.00	100.00%
Expense						
Category: E40 - Operations Expense						
<a href="#">051-0500-5410</a> Act 833 Expense	20,000.00	56,702.05	659.25	659.25	56,042.80	98.84 %
Category: E40 - Operations Expense Total:	20,000.00	56,702.05	659.25	659.25	56,042.80	98.84%
Expense Total:	20,000.00	56,702.05	659.25	659.25	56,042.80	98.84%
Department: 0500 - Fire Surplus (Deficit):	0.00	-36,702.05	-659.25	-659.25	36,042.80	98.20%
Fund: 051 - Act 833 of 1991 Fire Surplus (Deficit):	0.00	-36,702.05	-659.25	-659.25	36,042.80	98.20%
<b>Fund: 055 - Fire 3/8 SalesTax</b>						
Department: 0500 - Fire						
Revenue						
Category: R10 - Taxes - Sales						
<a href="#">055-0500-4120</a> Fire 3/8 Sales Tax	2,366,253.00	2,366,253.00	226,308.24	420,427.58	-1,945,825.42	82.23 %
Category: R10 - Taxes - Sales Total:	2,366,253.00	2,366,253.00	226,308.24	420,427.58	-1,945,825.42	82.23%
Revenue Total:	2,366,253.00	2,366,253.00	226,308.24	420,427.58	-1,945,825.42	82.23%
Expense						
Category: E62 - Intergovernmental Tsfr						
<a href="#">055-0500-5620</a> Xfer to General	2,366,253.00	2,366,253.00	197,188.00	394,376.00	1,971,877.00	83.33 %
Category: E62 - Intergovernmental Tsfr Total:	2,366,253.00	2,366,253.00	197,188.00	394,376.00	1,971,877.00	83.33%
Expense Total:	2,366,253.00	2,366,253.00	197,188.00	394,376.00	1,971,877.00	83.33%
Department: 0500 - Fire Surplus (Deficit):	0.00	0.00	29,120.24	26,051.58	26,051.58	0.00%
Fund: 055 - Fire 3/8 SalesTax Surplus (Deficit):	0.00	0.00	29,120.24	26,051.58	26,051.58	0.00%
<b>Fund: 061 - Act 918 of 1983 Police</b>						
Department: 0600 - Police						
Revenue						
Category: R40 - Fines & Forfeitures						
<a href="#">061-0600-4410</a> Admin of Justice Revenue	15,000.00	15,000.00	1,342.64	2,685.28	-12,314.72	82.10 %
Category: R40 - Fines & Forfeitures Total:	15,000.00	15,000.00	1,342.64	2,685.28	-12,314.72	82.10%
Revenue Total:	15,000.00	15,000.00	1,342.64	2,685.28	-12,314.72	82.10%
Expense						
Category: E60 - Miscellaneous Expense						
<a href="#">061-0600-5600</a> Miscellaneous Expense	15,000.00	15,000.00	0.00	0.00	15,000.00	100.00 %
Category: E60 - Miscellaneous Expense Total:	15,000.00	15,000.00	0.00	0.00	15,000.00	100.00%
Expense Total:	15,000.00	15,000.00	0.00	0.00	15,000.00	100.00%
Department: 0600 - Police Surplus (Deficit):	0.00	0.00	1,342.64	2,685.28	2,685.28	0.00%
Fund: 061 - Act 918 of 1983 Police Surplus (Deficit):	0.00	0.00	1,342.64	2,685.28	2,685.28	0.00%
<b>Fund: 062 - Act 988 of 1991 Emerg Veh</b>						
Department: 0600 - Police						
Revenue						
Category: R40 - Fines & Forfeitures						
<a href="#">062-0600-4402</a> Act 988 of 1991 Revenue	12,000.00	12,000.00	195.00	195.00	-11,805.00	98.38 %
Category: R40 - Fines & Forfeitures Total:	12,000.00	12,000.00	195.00	195.00	-11,805.00	98.38%
Revenue Total:	12,000.00	12,000.00	195.00	195.00	-11,805.00	98.38%



Budget Report

For Fiscal: 2023 Period Ending: 02/28/2023

		Original Total Budget	Current Total Budget	Period Activity	Fiscal Activity	Variance Favorable (Unfavorable)	Percent Remaining
<b>Expense</b>							
<b>Category: E40 - Operations Expense</b>							
<a href="#">062-0600-5420</a>	Act 988 Expense	12,000.00	12,000.00	0.00	0.00	12,000.00	100.00 %
<b>Category: E40 - Operations Expense Total:</b>		<b>12,000.00</b>	<b>12,000.00</b>	<b>0.00</b>	<b>0.00</b>	<b>12,000.00</b>	<b>100.00%</b>
<b>Expense Total:</b>		<b>12,000.00</b>	<b>12,000.00</b>	<b>0.00</b>	<b>0.00</b>	<b>12,000.00</b>	<b>100.00%</b>
<b>Department: 0600 - Police Surplus (Deficit):</b>		<b>0.00</b>	<b>0.00</b>	<b>195.00</b>	<b>195.00</b>	<b>195.00</b>	<b>0.00%</b>
<b>Fund: 062 - Act 988 of 1991 Emerg Veh Surplus (Deficit):</b>		<b>0.00</b>	<b>0.00</b>	<b>195.00</b>	<b>195.00</b>	<b>195.00</b>	<b>0.00%</b>
<b>Fund: 066 - Federal Drug Control</b>							
<b>Department: 0600 - Police</b>							
<b>Revenue</b>							
<b>Category: R85 - Interest Revenue</b>							
<a href="#">066-0600-4850</a>	Interest Revenue	0.00	0.00	0.22	0.48	0.48	0.00 %
<b>Category: R85 - Interest Revenue Total:</b>		<b>0.00</b>	<b>0.00</b>	<b>0.22</b>	<b>0.48</b>	<b>0.48</b>	<b>0.00%</b>
<b>Revenue Total:</b>		<b>0.00</b>	<b>0.00</b>	<b>0.22</b>	<b>0.48</b>	<b>0.48</b>	<b>0.00%</b>
<b>Department: 0600 - Police Total:</b>		<b>0.00</b>	<b>0.00</b>	<b>0.22</b>	<b>0.48</b>	<b>0.48</b>	<b>0.00%</b>
<b>Fund: 066 - Federal Drug Control Total:</b>		<b>0.00</b>	<b>0.00</b>	<b>0.22</b>	<b>0.48</b>	<b>0.48</b>	<b>0.00%</b>
<b>Fund: 068 - State Drug Control</b>							
<b>Department: 0600 - Police</b>							
<b>Revenue</b>							
<b>Category: R40 - Fines &amp; Forfeitures</b>							
<a href="#">068-0600-4418</a>	Drug Seizure Revenue	2,500.00	2,500.00	0.00	0.00	-2,500.00	100.00 %
<b>Category: R40 - Fines &amp; Forfeitures Total:</b>		<b>2,500.00</b>	<b>2,500.00</b>	<b>0.00</b>	<b>0.00</b>	<b>-2,500.00</b>	<b>100.00%</b>
<b>Category: R85 - Interest Revenue</b>							
<a href="#">068-0600-4850</a>	Interest Revenue	0.00	0.00	0.18	0.38	0.38	0.00 %
<b>Category: R85 - Interest Revenue Total:</b>		<b>0.00</b>	<b>0.00</b>	<b>0.18</b>	<b>0.38</b>	<b>0.38</b>	<b>0.00%</b>
<b>Revenue Total:</b>		<b>2,500.00</b>	<b>2,500.00</b>	<b>0.18</b>	<b>0.38</b>	<b>-2,499.62</b>	<b>99.98%</b>
<b>Expense</b>							
<b>Category: E60 - Miscellaneous Expense</b>							
<a href="#">068-0600-5600</a>	Miscellaneous Expense	2,500.00	2,500.00	0.00	0.00	2,500.00	100.00 %
<b>Category: E60 - Miscellaneous Expense Total:</b>		<b>2,500.00</b>	<b>2,500.00</b>	<b>0.00</b>	<b>0.00</b>	<b>2,500.00</b>	<b>100.00%</b>
<b>Expense Total:</b>		<b>2,500.00</b>	<b>2,500.00</b>	<b>0.00</b>	<b>0.00</b>	<b>2,500.00</b>	<b>100.00%</b>
<b>Department: 0600 - Police Surplus (Deficit):</b>		<b>0.00</b>	<b>0.00</b>	<b>0.18</b>	<b>0.38</b>	<b>0.38</b>	<b>0.00%</b>
<b>Fund: 068 - State Drug Control Surplus (Deficit):</b>		<b>0.00</b>	<b>0.00</b>	<b>0.18</b>	<b>0.38</b>	<b>0.38</b>	<b>0.00%</b>
<b>Fund: 080 - Street Fund</b>							
<b>Department: 0140 - Stormwater</b>							
<b>Expense</b>							
<b>Category: E01 - Personnel Expense</b>							
<a href="#">080-0140-5000</a>	Salary Expense	271,720.61	271,720.61	18,211.36	36,017.48	235,703.13	86.74 %
<a href="#">080-0140-5010</a>	Overtime Expense	695.00	695.00	73.39	73.39	621.61	89.44 %
<a href="#">080-0140-5020</a>	FICA Expense	20,836.64	20,836.64	1,374.27	2,713.57	18,123.07	86.98 %
<a href="#">080-0140-5022</a>	Unemployment Expense	180.00	180.00	32.04	85.51	94.49	52.49 %
<a href="#">080-0140-5025</a>	Worker's Comp Expense	500.00	600.00	0.00	580.45	19.55	3.26 %
<a href="#">080-0140-5030</a>	APERS Expense	41,724.88	41,724.88	2,801.25	5,529.19	36,195.69	86.75 %
<a href="#">080-0140-5040</a>	Health Insurance Expense	58,447.74	58,447.74	3,252.14	6,251.64	52,196.10	89.30 %
<a href="#">080-0140-5050</a>	Physical & Drug Screen Exp	300.00	300.00	0.00	0.00	300.00	100.00 %
<a href="#">080-0140-5055</a>	Uniform Expense	4,525.00	4,525.00	740.38	740.38	3,784.62	83.64 %
<a href="#">080-0140-5060</a>	Travel & Training Expense	10,000.00	10,000.00	1,050.00	1,914.00	8,086.00	80.86 %
<b>Category: E01 - Personnel Expense Total:</b>		<b>408,929.87</b>	<b>409,029.87</b>	<b>27,534.83</b>	<b>53,905.61</b>	<b>355,124.26</b>	<b>86.82%</b>
<b>Category: E10 - Building &amp; Grounds Exp</b>							
<a href="#">080-0140-5116</a>	Communication Exp - Cellular	3,024.00	3,024.00	291.37	582.68	2,441.32	80.73 %
<b>Category: E10 - Building &amp; Grounds Exp Total:</b>		<b>3,024.00</b>	<b>3,024.00</b>	<b>291.37</b>	<b>582.68</b>	<b>2,441.32</b>	<b>80.73%</b>
<b>Category: E20 - Vehicle Expense</b>							
<a href="#">080-0140-5200</a>	Fuel Expense	7,200.00	7,200.00	360.92	561.44	6,638.56	92.20 %

**Budget Report**

For Fiscal: 2023 Period Ending: 02/28/2023

		Original Total Budget	Current Total Budget	Period Activity	Fiscal Activity	Variance Favorable (Unfavorable)	Percent Remaining
<a href="#">080-0140-5210</a>	Service & Repair - Vehicle	10,000.00	23,834.56	185.55	185.55	23,649.01	99.22 %
<a href="#">080-0140-5218</a>	Tire Expense	3,000.00	3,000.00	0.00	0.00	3,000.00	100.00 %
<a href="#">080-0140-5225</a>	Insurance Expense - Vehicle	1,000.00	1,000.00	0.00	956.75	43.25	4.33 %
<b>Category: E20 - Vehicle Expense Total:</b>		<b>21,200.00</b>	<b>35,034.56</b>	<b>546.47</b>	<b>1,703.74</b>	<b>33,330.82</b>	<b>95.14%</b>
<b>Category: E30 - Supply Expense</b>							
<a href="#">080-0140-5300</a>	Supplies - Office	5,000.00	5,000.00	0.00	0.00	5,000.00	100.00 %
<a href="#">080-0140-5322</a>	Supplies - Operating	5,000.00	17,700.00	0.00	1,385.59	16,314.41	92.17 %
<a href="#">080-0140-5380</a>	Prisoner Care Expense	2,700.00	2,700.00	0.00	0.00	2,700.00	100.00 %
<b>Category: E30 - Supply Expense Total:</b>		<b>12,700.00</b>	<b>25,400.00</b>	<b>0.00</b>	<b>1,385.59</b>	<b>24,014.41</b>	<b>94.54%</b>
<b>Category: E40 - Operations Expense</b>							
<a href="#">080-0140-5515</a>	Elections or Permit Fee Exp	1,200.00	1,200.00	0.00	0.00	1,200.00	100.00 %
<a href="#">080-0140-5520</a>	Public Education Expense	5,000.00	5,000.00	900.00	900.00	4,100.00	82.00 %
<b>Category: E40 - Operations Expense Total:</b>		<b>6,200.00</b>	<b>6,200.00</b>	<b>900.00</b>	<b>900.00</b>	<b>5,300.00</b>	<b>85.48%</b>
<b>Category: E55 - Professional Services</b>							
<a href="#">080-0140-5571</a>	Prof Services - Engineering	100,000.00	150,510.00	0.00	4,585.22	145,924.78	96.95 %
<a href="#">080-0140-5589</a>	Prof Services - Printing	250.00	250.00	0.00	0.00	250.00	100.00 %
<b>Category: E55 - Professional Services Total:</b>		<b>100,250.00</b>	<b>150,760.00</b>	<b>0.00</b>	<b>4,585.22</b>	<b>146,174.78</b>	<b>96.96%</b>
<b>Category: E80 - Fixed Assets</b>							
<a href="#">080-0140-5808</a>	Fixed Assets - Vehicles	62,000.00	62,000.00	0.00	0.00	62,000.00	100.00 %
<b>Category: E80 - Fixed Assets Total:</b>		<b>62,000.00</b>	<b>62,000.00</b>	<b>0.00</b>	<b>0.00</b>	<b>62,000.00</b>	<b>100.00%</b>
<b>Expense Total:</b>		<b>614,303.87</b>	<b>691,448.43</b>	<b>29,272.67</b>	<b>63,062.84</b>	<b>628,385.59</b>	<b>90.88%</b>
<b>Department: 0140 - Stormwater Total:</b>		<b>614,303.87</b>	<b>691,448.43</b>	<b>29,272.67</b>	<b>63,062.84</b>	<b>628,385.59</b>	<b>90.88%</b>
<b>Department: 0800 - Street Revenue</b>							
<b>Category: R10 - Taxes - Sales</b>							
<a href="#">080-0800-4152</a>	1/2 Cent SalesTaxExpires7/2023	456,000.00	456,000.00	54,043.99	107,046.47	-348,953.53	76.52 %
<b>Category: R10 - Taxes - Sales Total:</b>		<b>456,000.00</b>	<b>456,000.00</b>	<b>54,043.99</b>	<b>107,046.47</b>	<b>-348,953.53</b>	<b>76.52%</b>
<b>Category: R15 - Taxes - Property</b>							
<a href="#">080-0800-4150</a>	State Turnback	924,000.00	924,000.00	99,459.29	195,833.44	-728,166.56	78.81 %
<a href="#">080-0800-4151</a>	Saline County Treasurer	444,000.00	444,000.00	10,029.86	40,777.71	-403,222.29	90.82 %
<b>Category: R15 - Taxes - Property Total:</b>		<b>1,368,000.00</b>	<b>1,368,000.00</b>	<b>109,489.15</b>	<b>236,611.15</b>	<b>-1,131,388.85</b>	<b>82.70%</b>
<b>Category: R60 - Miscellaneous Revenue</b>							
<a href="#">080-0800-4600</a>	Miscellaneous Revenue	1,000.00	1,000.00	2,054.48	2,054.48	1,054.48	205.45 %
<b>Category: R60 - Miscellaneous Revenue Total:</b>		<b>1,000.00</b>	<b>1,000.00</b>	<b>2,054.48</b>	<b>2,054.48</b>	<b>1,054.48</b>	<b>105.45%</b>
<b>Category: R62 - Intergovernmental Tsfrs</b>							
<a href="#">080-0800-4627</a>	Xfer Designated Tax	1,893,000.00	1,893,000.00	157,750.00	315,500.00	-1,577,500.00	83.33 %
<b>Category: R62 - Intergovernmental Tsfrs Total:</b>		<b>1,893,000.00</b>	<b>1,893,000.00</b>	<b>157,750.00</b>	<b>315,500.00</b>	<b>-1,577,500.00</b>	<b>83.33%</b>
<b>Category: R64 - Reimbursement</b>							
<a href="#">080-0800-4640</a>	Reimbursement Revenue	425,000.00	425,000.00	0.00	0.00	-425,000.00	100.00 %
<b>Category: R64 - Reimbursement Total:</b>		<b>425,000.00</b>	<b>425,000.00</b>	<b>0.00</b>	<b>0.00</b>	<b>-425,000.00</b>	<b>100.00%</b>
<b>Category: R85 - Interest Revenue</b>							
<a href="#">080-0800-4850</a>	Interest Revenue	775.00	775.00	0.00	0.00	-775.00	100.00 %
<b>Category: R85 - Interest Revenue Total:</b>		<b>775.00</b>	<b>775.00</b>	<b>0.00</b>	<b>0.00</b>	<b>-775.00</b>	<b>100.00%</b>
<b>Revenue Total:</b>		<b>4,143,775.00</b>	<b>4,143,775.00</b>	<b>323,337.62</b>	<b>661,212.10</b>	<b>-3,482,562.90</b>	<b>84.04%</b>
<b>Expense</b>							
<b>Category: E01 - Personnel Expense</b>							
<a href="#">080-0800-5000</a>	Salary Expense	869,963.91	869,963.91	45,990.37	92,324.28	777,639.63	89.39 %
<a href="#">080-0800-5005</a>	SWB Reimbursement	206,796.00	206,796.00	17,233.00	34,466.00	172,330.00	83.33 %
<a href="#">080-0800-5010</a>	Overtime Expense	10,000.00	10,000.00	305.60	305.60	9,694.40	96.94 %
<a href="#">080-0800-5020</a>	FICA Expense	67,317.24	67,317.24	3,477.23	6,951.04	60,366.20	89.67 %
<a href="#">080-0800-5022</a>	Unemployment Expense	1,380.00	1,380.00	111.78	272.61	1,107.39	80.25 %
<a href="#">080-0800-5025</a>	Worker's Comp Expense	18,000.00	22,000.00	0.00	21,940.59	59.41	0.27 %
<a href="#">080-0800-5030</a>	APERS Expense	134,775.96	134,775.96	7,092.55	14,190.94	120,585.02	89.47 %
<a href="#">080-0800-5040</a>	Health Insurance Expense	188,599.64	188,599.64	9,667.55	19,838.83	168,760.81	89.48 %



Budget Report

For Fiscal: 2023 Period Ending: 02/28/2023

		Original Total Budget	Current Total Budget	Period Activity	Fiscal Activity	Variance Favorable (Unfavorable)	Percent Remaining
<a href="#">080-0800-5050</a>	Physical & Drug Screen Exp	2,200.00	2,200.00	35.22	35.22	2,164.78	98.40 %
<a href="#">080-0800-5055</a>	Uniform Expense	13,003.13	13,003.13	2,370.57	2,370.57	10,632.56	81.77 %
<a href="#">080-0800-5060</a>	Travel & Training Expense	15,000.00	15,000.00	1,390.00	1,878.00	13,122.00	87.48 %
<b>Category: E01 - Personnel Expense Total:</b>		<b>1,527,035.88</b>	<b>1,531,035.88</b>	<b>87,673.87</b>	<b>194,573.68</b>	<b>1,336,462.20</b>	<b>87.29%</b>
<b>Category: E10 - Building &amp; Grounds Exp</b>							
<a href="#">080-0800-5102</a>	Repairs & Maint - Building	35,000.00	35,000.00	2,104.80	4,841.36	30,158.64	86.17 %
<a href="#">080-0800-5110</a>	Utilities - Electric	20,000.00	20,000.00	2,480.29	4,644.60	15,355.40	76.78 %
<a href="#">080-0800-5111</a>	Utilities - Gas	2,499.96	2,499.96	301.78	740.53	1,759.43	70.38 %
<a href="#">080-0800-5112</a>	Utilities - Water	5,000.00	5,000.00	42.21	84.05	4,915.95	98.32 %
<a href="#">080-0800-5115</a>	Com Exp - Tel Landline.Interne	14,640.00	14,640.00	1,108.02	1,970.04	12,669.96	86.54 %
<a href="#">080-0800-5116</a>	Communication Exp - Cellular	4,500.00	4,500.00	467.00	943.18	3,556.82	79.04 %
<a href="#">080-0800-5120</a>	Insurance - Property	1,965.00	1,965.00	0.00	0.00	1,965.00	100.00 %
<a href="#">080-0800-5130</a>	Sanitation	3,500.00	3,500.00	113.55	468.85	3,031.15	86.60 %
<a href="#">080-0800-5140</a>	Supplies - B&G	3,600.00	3,600.00	221.79	372.35	3,227.65	89.66 %
<a href="#">080-0800-5142</a>	Janitorial Supplies and Main	2,000.00	2,000.00	78.19	181.03	1,818.97	90.95 %
<a href="#">080-0800-5145</a>	Tools	12,000.00	12,000.00	1,953.50	1,953.50	10,046.50	83.72 %
<b>Category: E10 - Building &amp; Grounds Exp Total:</b>		<b>104,704.96</b>	<b>104,704.96</b>	<b>8,871.13</b>	<b>16,199.49</b>	<b>88,505.47</b>	<b>84.53%</b>
<b>Category: E20 - Vehicle Expense</b>							
<a href="#">080-0800-5200</a>	Fuel Expense	70,000.00	70,000.00	5,907.69	9,852.01	60,147.99	85.93 %
<a href="#">080-0800-5210</a>	Service & Repair - Vehicle	90,000.00	90,000.00	9,555.97	11,751.95	78,248.05	86.94 %
<a href="#">080-0800-5218</a>	Tire Expense	15,000.00	15,000.00	1,866.49	1,866.49	13,133.51	87.56 %
<a href="#">080-0800-5225</a>	Insurance Expense - Vehicle	22,000.00	27,322.50	0.00	24,244.02	3,078.48	11.27 %
<a href="#">080-0800-5230</a>	Radios	1,500.00	1,500.00	0.00	1,467.77	32.23	2.15 %
<a href="#">080-0800-5240</a>	Equipment Rental	20,000.00	20,000.00	0.00	0.00	20,000.00	100.00 %
<b>Category: E20 - Vehicle Expense Total:</b>		<b>218,500.00</b>	<b>223,822.50</b>	<b>17,330.15</b>	<b>49,182.24</b>	<b>174,640.26</b>	<b>78.03%</b>
<b>Category: E30 - Supply Expense</b>							
<a href="#">080-0800-5300</a>	Supplies - Office	6,000.00	6,000.00	1,297.66	1,297.66	4,702.34	78.37 %
<a href="#">080-0800-5316</a>	Supplies - Signs	40,000.08	40,000.08	0.00	10,674.72	29,325.36	73.31 %
<a href="#">080-0800-5322</a>	Supplies - Operating	242,448.00	245,472.74	18,934.82	26,110.71	219,362.03	89.36 %
<a href="#">080-0800-5323</a>	Material and Maint	100,000.08	100,000.08	9,724.71	11,846.60	88,153.48	88.15 %
<a href="#">080-0800-5350</a>	Postage Expense	504.00	504.00	86.32	86.32	417.68	82.87 %
<b>Category: E30 - Supply Expense Total:</b>		<b>388,952.16</b>	<b>391,976.90</b>	<b>30,043.51</b>	<b>50,016.01</b>	<b>341,960.89</b>	<b>87.24%</b>
<b>Category: E40 - Operations Expense</b>							
<a href="#">080-0800-5480</a>	Dues & Subscriptions	5,283.00	5,283.00	0.00	0.00	5,283.00	100.00 %
<a href="#">080-0800-5530</a>	Safety Program	3,000.00	3,000.00	0.00	0.00	3,000.00	100.00 %
<a href="#">080-0800-5535</a>	Sales Tax Expense	4,000.00	4,000.00	0.00	0.00	4,000.00	100.00 %
<a href="#">080-0800-5545</a>	Street Paving Expense	50,000.00	50,000.00	0.00	0.00	50,000.00	100.00 %
<a href="#">080-0800-5546</a>	Street Lights Installed	227,000.00	224,817.00	4,718.34	8,801.10	216,015.90	96.09 %
<a href="#">080-0800-5547</a>	Traffic Signal Maintenance	5,000.00	5,000.00	0.00	0.00	5,000.00	100.00 %
<b>Category: E40 - Operations Expense Total:</b>		<b>294,283.00</b>	<b>292,100.00</b>	<b>4,718.34</b>	<b>8,801.10</b>	<b>283,298.90</b>	<b>96.99%</b>
<b>Category: E55 - Professional Services</b>							
<a href="#">080-0800-5550</a>	Prof Services - Acctg & Audit	13,750.00	13,750.00	0.00	0.00	13,750.00	100.00 %
<a href="#">080-0800-5553</a>	Prof Services - Advertising	3,500.04	3,500.04	61.75	554.73	2,945.31	84.15 %
<a href="#">080-0800-5562</a>	Prof Services - Bridge Inspection	750.00	750.00	0.00	0.00	750.00	100.00 %
<a href="#">080-0800-5571</a>	Prof Services - Engineering	120,000.00	153,790.00	0.00	0.00	153,790.00	100.00 %
<a href="#">080-0800-5586</a>	Prof Services - Other	190,000.00	190,000.00	3,618.07	8,118.07	181,881.93	95.73 %
<a href="#">080-0800-5589</a>	Prof Services - Printing	500.00	500.00	0.00	0.00	500.00	100.00 %
<b>Category: E55 - Professional Services Total:</b>		<b>328,500.04</b>	<b>362,290.04</b>	<b>3,679.82</b>	<b>8,672.80</b>	<b>353,617.24</b>	<b>97.61%</b>
<b>Category: E60 - Miscellaneous Expense</b>							
<a href="#">080-0800-5604</a>	Hardware - New & Renewals	5,500.00	5,500.00	2,617.19	2,617.19	2,882.81	52.41 %
<a href="#">080-0800-5608</a>	Software - New & Renewals	48,465.00	48,465.00	1,155.88	1,155.88	47,309.12	97.62 %
<a href="#">080-0800-5614</a>	Copiers & Maintenance	0.00	0.00	147.74	295.48	-295.48	0.00 %
<b>Category: E60 - Miscellaneous Expense Total:</b>		<b>53,965.00</b>	<b>53,965.00</b>	<b>3,920.81</b>	<b>4,068.55</b>	<b>49,896.45</b>	<b>92.46%</b>
<b>Category: E80 - Fixed Assets</b>							
<a href="#">080-0800-5808</a>	Capital Assets - Vehicles	346,000.00	297,500.00	0.00	0.00	297,500.00	100.00 %
<a href="#">080-0800-5810</a>	Fixed Assets - Equipment	473,000.00	932,426.88	16,261.50	16,261.50	916,165.38	98.26 %



Budget Report

For Fiscal: 2023 Period Ending: 02/28/2023

	Original Total Budget	Current Total Budget	Period Activity	Fiscal Activity	Variance Favorable (Unfavorable)	Percent Remaining
<a href="#">080-0800-5816</a>	Capital Assets - Infrastructure	269,000.00	814,569.11	164,536.10	177,134.60	637,434.51 78.25 %
<a href="#">080-0800-5828</a>	Projects	0.00	238,268.25	0.00	0.00	238,268.25 100.00 %
	Category: E80 - Fixed Assets Total:	1,088,000.00	2,282,764.24	180,797.60	193,396.10	2,089,368.14 91.53%
	Category: E90 - Construction Projects					
<a href="#">080-0800-5910</a>	Projects - Overlays	600,000.00	886,285.96	276,109.03	276,109.03	610,176.93 68.85 %
	Category: E90 - Construction Projects Total:	600,000.00	886,285.96	276,109.03	276,109.03	610,176.93 68.85%
	Expense Total:	4,603,941.04	6,128,945.48	613,144.26	801,019.00	5,327,926.48 86.93%
	Department: 0800 - Street Surplus (Deficit):	-460,166.04	-1,985,170.48	-289,806.64	-139,806.90	1,845,363.58 92.96%
	Fund: 080 - Street Fund Surplus (Deficit):	-1,074,469.91	-2,676,618.91	-319,079.31	-202,869.74	2,473,749.17 92.42%
	Fund: 110 - Special Redemp - 2016 Bond					
	Department: 0100 - Administration					
	Revenue					
	Category: R62 - Intergovernmental Tsfrs					
<a href="#">110-0100-4623</a>	Xfer from Other Fund	0.00	0.00	2,606.33	5,067.68	5,067.68 0.00 %
	Category: R62 - Intergovernmental Tsfrs Total:	0.00	0.00	2,606.33	5,067.68	5,067.68 0.00%
	Category: R85 - Interest Revenue					
<a href="#">110-0100-4855</a>	Gain on Investment	0.00	0.00	59.68	107.92	107.92 0.00 %
	Category: R85 - Interest Revenue Total:	0.00	0.00	59.68	107.92	107.92 0.00%
	Revenue Total:	0.00	0.00	2,666.01	5,175.60	5,175.60 0.00%
	Department: 0100 - Administration Total:	0.00	0.00	2,666.01	5,175.60	5,175.60 0.00%
	Fund: 110 - Special Redemp - 2016 Bond Total:	0.00	0.00	2,666.01	5,175.60	5,175.60 0.00%
	Fund: 113 - Debt Service Reserve Fund					
	Department: 0100 - Administration					
	Revenue					
	Category: R85 - Interest Revenue					
<a href="#">113-0100-4850</a>	Interest Revenue	0.00	0.00	2,606.33	5,067.68	5,067.68 0.00 %
	Category: R85 - Interest Revenue Total:	0.00	0.00	2,606.33	5,067.68	5,067.68 0.00%
	Revenue Total:	0.00	0.00	2,606.33	5,067.68	5,067.68 0.00%
	Expense					
	Category: E62 - Intergovernmental Tsfr					
<a href="#">113-0100-5626</a>	Xfer to other fund	0.00	0.00	2,606.33	5,067.68	-5,067.68 0.00 %
	Category: E62 - Intergovernmental Tsfr Total:	0.00	0.00	2,606.33	5,067.68	-5,067.68 0.00%
	Expense Total:	0.00	0.00	2,606.33	5,067.68	-5,067.68 0.00%
	Department: 0100 - Administration Surplus (Deficit):	0.00	0.00	0.00	0.00	0.00 0.00%
	Fund: 113 - Debt Service Reserve Fund Surplus (Deficit):	0.00	0.00	0.00	0.00	0.00 0.00%
	Fund: 114 - 2016 Bond Fund					
	Department: 0100 - Administration					
	Revenue					
	Category: R10 - Taxes - Sales					
<a href="#">114-0100-4610</a>	Loan Proceeds	0.00	0.00	301,744.33	560,570.13	560,570.13 0.00 %
	Category: R10 - Taxes - Sales Total:	0.00	0.00	301,744.33	560,570.13	560,570.13 0.00%
	Revenue Total:	0.00	0.00	301,744.33	560,570.13	560,570.13 0.00%
	Department: 0100 - Administration Total:	0.00	0.00	301,744.33	560,570.13	560,570.13 0.00%
	Department: 0400 - Parks					
	Revenue					
	Category: R85 - Interest Revenue					
<a href="#">114-0400-4850</a>	Interest Revenue	0.00	0.00	3,207.71	5,470.78	5,470.78 0.00 %
	Category: R85 - Interest Revenue Total:	0.00	0.00	3,207.71	5,470.78	5,470.78 0.00%
	Revenue Total:	0.00	0.00	3,207.71	5,470.78	5,470.78 0.00%
	Department: 0400 - Parks Total:	0.00	0.00	3,207.71	5,470.78	5,470.78 0.00%
	Fund: 114 - 2016 Bond Fund Total:	0.00	0.00	304,952.04	566,040.91	566,040.91 0.00%

Budget Report

For Fiscal: 2023 Period Ending: 02/28/2023

	Original Total Budget	Current Total Budget	Period Activity	Fiscal Activity	Variance Favorable (Unfavorable)	Percent Remaining
<b>Fund: 185 - Street Bond 2016 DS</b>						
Department: 0800 - Street						
Revenue						
Category: R62 - Intergovernmental Tsfrs						
185-0800-4627	Xfer from Other	0.00	0.00	55,078.37	108,865.34	108,865.34 0.00 %
	Category: R62 - Intergovernmental Tsfrs Total:	0.00	0.00	55,078.37	108,865.34	108,865.34 0.00%
Category: R85 - Interest Revenue						
185-0800-4850	Interest Revenue	0.00	0.00	1,436.07	2,692.84	2,692.84 0.00 %
	Category: R85 - Interest Revenue Total:	0.00	0.00	1,436.07	2,692.84	2,692.84 0.00%
	Revenue Total:	0.00	0.00	56,514.44	111,558.18	111,558.18 0.00%
Expense						
Category: E72 - Bond Expense						
185-0800-5722	Bond Principal Pmt	0.00	0.00	370,000.00	370,000.00	-370,000.00 0.00 %
185-0800-5724	Bond Fees	0.00	0.00	83.33	166.66	-166.66 0.00 %
185-0800-5750	Interest Expense	0.00	0.00	137,221.88	137,221.88	-137,221.88 0.00 %
	Category: E72 - Bond Expense Total:	0.00	0.00	507,305.21	507,388.54	-507,388.54 0.00%
	Expense Total:	0.00	0.00	507,305.21	507,388.54	-507,388.54 0.00%
	Department: 0800 - Street Surplus (Deficit):	0.00	0.00	-450,790.77	-395,830.36	-395,830.36 0.00%
	Fund: 185 - Street Bond 2016 DS Surplus (Deficit):	0.00	0.00	-450,790.77	-395,830.36	-395,830.36 0.00%
<b>Fund: 186 - Street Bond 2016 DSR</b>						
Department: 0800 - Street						
Revenue						
Category: R85 - Interest Revenue						
186-0800-4850	Interest Revenue	0.00	0.00	1,105.63	2,105.29	2,105.29 0.00 %
	Category: R85 - Interest Revenue Total:	0.00	0.00	1,105.63	2,105.29	2,105.29 0.00%
	Revenue Total:	0.00	0.00	1,105.63	2,105.29	2,105.29 0.00%
Expense						
Category: E62 - Intergovernmental Tsfr						
186-0800-5626	Xfer to Other	0.00	0.00	2,105.29	2,105.29	-2,105.29 0.00 %
	Category: E62 - Intergovernmental Tsfr Total:	0.00	0.00	2,105.29	2,105.29	-2,105.29 0.00%
	Expense Total:	0.00	0.00	2,105.29	2,105.29	-2,105.29 0.00%
	Department: 0800 - Street Surplus (Deficit):	0.00	0.00	-999.66	0.00	0.00 0.00%
	Fund: 186 - Street Bond 2016 DSR Surplus (Deficit):	0.00	0.00	-999.66	0.00	0.00 0.00%
<b>Fund: 187 - 2016 Street Construction Fund</b>						
Department: 0800 - Street						
Revenue						
Category: R85 - Interest Revenue						
187-0800-4850	Interest Revenue	0.00	0.00	8,621.30	17,427.49	17,427.49 0.00 %
	Category: R85 - Interest Revenue Total:	0.00	0.00	8,621.30	17,427.49	17,427.49 0.00%
	Revenue Total:	0.00	0.00	8,621.30	17,427.49	17,427.49 0.00%
Expense						
Category: E90 - Construction Projects						
187-0800-5900	Construction Projects	0.00	0.00	451,736.68	588,171.05	-588,171.05 0.00 %
	Category: E90 - Construction Projects Total:	0.00	0.00	451,736.68	588,171.05	-588,171.05 0.00%
	Expense Total:	0.00	0.00	451,736.68	588,171.05	-588,171.05 0.00%
	Department: 0800 - Street Surplus (Deficit):	0.00	0.00	-443,115.38	-570,743.56	-570,743.56 0.00%
	Fund: 187 - 2016 Street Construction Fund Surplus (Deficit):	0.00	0.00	-443,115.38	-570,743.56	-570,743.56 0.00%
<b>Fund: 500 - Water Fund</b>						
Department: 0140 - Stormwater						
Revenue						
Category: R50 - Sale of Services						
500-0140-4567	Stormwater Rev Fees	20,000.00	20,000.00	1,700.00	3,500.00	-16,500.00 82.50 %



Budget Report

For Fiscal: 2023 Period Ending: 02/28/2023

		Original Total Budget	Current Total Budget	Period Activity	Fiscal Activity	Variance Favorable (Unfavorable)	Percent Remaining
<a href="#">500-0140-4568</a>	Stormwater Rev - Residential	244,000.00	244,000.00	20,124.00	40,428.00	-203,572.00	83.43 %
<a href="#">500-0140-4569</a>	Stormwater Rev - Business	44,000.00	44,000.00	3,834.00	7,662.00	-36,338.00	82.59 %
	<b>Category: R50 - Sale of Services Total:</b>	<b>308,000.00</b>	<b>308,000.00</b>	<b>25,658.00</b>	<b>51,590.00</b>	<b>-256,410.00</b>	<b>83.25%</b>
	<b>Revenue Total:</b>	<b>308,000.00</b>	<b>308,000.00</b>	<b>25,658.00</b>	<b>51,590.00</b>	<b>-256,410.00</b>	<b>83.25%</b>
<b>Expense</b>							
<b>Category: E62 - Intergovernmental Tsfr</b>							
<a href="#">500-0140-5622</a>	Xfer to Fund 515	308,000.00	308,000.00	0.00	0.00	308,000.00	100.00 %
	<b>Category: E62 - Intergovernmental Tsfr Total:</b>	<b>308,000.00</b>	<b>308,000.00</b>	<b>0.00</b>	<b>0.00</b>	<b>308,000.00</b>	<b>100.00%</b>
	<b>Expense Total:</b>	<b>308,000.00</b>	<b>308,000.00</b>	<b>0.00</b>	<b>0.00</b>	<b>308,000.00</b>	<b>100.00%</b>
	<b>Department: 0140 - Stormwater Surplus (Deficit):</b>	<b>0.00</b>	<b>0.00</b>	<b>25,658.00</b>	<b>51,590.00</b>	<b>51,590.00</b>	<b>0.00%</b>
<b>Department: 0900 - Water</b>							
<b>Revenue</b>							
<b>Category: R50 - Sale of Services</b>							
<a href="#">500-0900-4504</a>	CAW Watershed	112,500.00	112,500.00	8,314.65	16,718.40	-95,781.60	85.14 %
<a href="#">500-0900-4532</a>	One Time Charge	38,500.00	38,500.00	4,036.00	7,658.00	-30,842.00	80.11 %
<a href="#">500-0900-4536</a>	Penalties	150,000.00	150,000.00	18,963.61	38,714.40	-111,285.60	74.19 %
<a href="#">500-0900-4537</a>	Insufficient Check Fee	2,000.00	2,000.00	125.00	275.00	-1,725.00	86.25 %
<a href="#">500-0900-4540</a>	Sales - CAW System Devel	6,529.00	6,529.00	525.00	2,400.00	-4,129.00	63.24 %
<a href="#">500-0900-4542</a>	Sales - FSDWA	39,600.00	39,600.00	3,326.80	6,682.40	-32,917.60	83.13 %
<a href="#">500-0900-4544</a>	Water Misc Income	98,737.00	98,737.00	15,521.00	39,797.00	-58,940.00	59.69 %
<a href="#">500-0900-4548</a>	Sales - Pump Maintenance	32,000.00	32,000.00	1,851.85	3,703.70	-28,296.30	88.43 %
<a href="#">500-0900-4550</a>	Sales - Service Charges	27,500.00	27,500.00	1,875.00	3,390.00	-24,110.00	87.67 %
<a href="#">500-0900-4554</a>	Sales - Water	4,323,000.00	4,323,000.00	270,660.87	551,768.06	-3,771,231.94	87.24 %
<a href="#">500-0900-4556</a>	Sales - Water Connections	17,000.00	17,000.00	6,140.00	10,165.00	-6,835.00	40.21 %
<a href="#">500-0900-4561</a>	Sales Tax Revenue	270,000.00	270,000.00	26,687.29	54,766.93	-215,233.07	79.72 %
<a href="#">500-0900-4566</a>	Woodland Hills Watershed	4,356.00	4,356.00	473.40	947.70	-3,408.30	78.24 %
	<b>Category: R50 - Sale of Services Total:</b>	<b>5,121,722.00</b>	<b>5,121,722.00</b>	<b>358,500.47</b>	<b>736,986.59</b>	<b>-4,384,735.41</b>	<b>85.61%</b>
<b>Category: R60 - Miscellaneous Revenue</b>							
<a href="#">500-0900-4600</a>	Miscellaneous Revenue	0.00	0.00	3.58	127.58	127.58	0.00 %
<a href="#">500-0900-4631</a>	NXfer to Water Impact	35,000.00	35,000.00	0.00	0.00	-35,000.00	100.00 %
	<b>Category: R60 - Miscellaneous Revenue Total:</b>	<b>35,000.00</b>	<b>35,000.00</b>	<b>3.58</b>	<b>127.58</b>	<b>-34,872.42</b>	<b>99.64%</b>
<b>Category: R62 - Intergovernmental Tsfrs</b>							
<a href="#">500-0900-4623</a>	Xtrf to Other	0.00	0.00	3,598.00	14,270.00	14,270.00	0.00 %
	<b>Category: R62 - Intergovernmental Tsfrs Total:</b>	<b>0.00</b>	<b>0.00</b>	<b>3,598.00</b>	<b>14,270.00</b>	<b>14,270.00</b>	<b>0.00%</b>
	<b>Revenue Total:</b>	<b>5,156,722.00</b>	<b>5,156,722.00</b>	<b>362,102.05</b>	<b>751,384.17</b>	<b>-4,405,337.83</b>	<b>85.43%</b>
<b>Expense</b>							
<b>Category: E01 - Personnel Expense</b>							
<a href="#">500-0900-5000</a>	Salary Expense	771,038.69	771,038.69	52,616.03	94,464.39	676,574.30	87.75 %
<a href="#">500-0900-5005</a>	SWB Reimbursement	206,796.00	206,796.00	17,233.00	34,466.00	172,330.00	83.33 %
<a href="#">500-0900-5010</a>	Overtime Expense	28,825.00	28,825.00	1,028.47	2,882.00	25,943.00	90.00 %
<a href="#">500-0900-5020</a>	FICA Expense	61,036.58	61,036.58	4,046.74	7,335.30	53,701.28	87.98 %
<a href="#">500-0900-5022</a>	Unemployment Expense	1,080.00	1,080.00	110.85	246.53	833.47	77.17 %
<a href="#">500-0900-5025</a>	Worker's Comp Expense	15,022.00	30,094.00	0.00	15,059.57	15,034.43	49.96 %
<a href="#">500-0900-5030</a>	APERS Expense	120,486.24	120,486.24	7,653.05	14,198.95	106,287.29	88.22 %
<a href="#">500-0900-5040</a>	Health Insurance Expense	148,376.76	148,376.76	7,900.61	16,795.00	131,581.76	88.68 %
<a href="#">500-0900-5050</a>	Physical & Drug Screen Exp	1,800.00	1,800.00	70.46	70.46	1,729.54	96.09 %
<a href="#">500-0900-5054</a>	Bring Your Own Device - Phone	900.00	900.00	25.00	75.00	825.00	91.67 %
<a href="#">500-0900-5055</a>	Uniform Expense	9,809.38	9,809.38	3,198.13	3,198.13	6,611.25	67.40 %
<a href="#">500-0900-5060</a>	Travel & Training Expense	9,150.00	9,150.00	0.00	0.00	9,150.00	100.00 %
	<b>Category: E01 - Personnel Expense Total:</b>	<b>1,374,320.65</b>	<b>1,389,392.65</b>	<b>93,882.34</b>	<b>188,791.33</b>	<b>1,200,601.32</b>	<b>86.41%</b>
<b>Category: E10 - Building &amp; Grounds Exp</b>							
<a href="#">500-0900-5102</a>	Repairs & Maint - Building	6,000.00	6,000.00	0.00	271.01	5,728.99	95.48 %
<a href="#">500-0900-5104</a>	Repairs & Maint - Grounds	3,500.00	3,500.00	0.00	0.00	3,500.00	100.00 %
<a href="#">500-0900-5110</a>	Utilities - Electric	48,000.00	48,000.00	394.64	736.06	47,263.94	98.47 %
<a href="#">500-0900-5111</a>	Utilities - Gas	6,000.00	6,000.00	436.20	812.63	5,187.37	86.46 %



Budget Report

For Fiscal: 2023 Period Ending: 02/28/2023

		Original Total Budget	Current Total Budget	Period Activity	Fiscal Activity	Variance Favorable (Unfavorable)	Percent Remaining
<a href="#">500-0900-5112</a>	Utilities - Water	300.00	300.00	27.58	50.44	249.56	83.19 %
<a href="#">500-0900-5115</a>	Com Exp - Tel Landline.Interne	8,748.00	8,748.00	845.89	1,445.78	7,302.22	83.47 %
<a href="#">500-0900-5116</a>	Communication Exp - Cellular	10,560.00	10,560.00	756.80	1,687.31	8,872.69	84.02 %
<a href="#">500-0900-5120</a>	Insurance - Property	14,000.00	14,000.00	0.00	0.00	14,000.00	100.00 %
<a href="#">500-0900-5130</a>	Sanitation	1,692.00	1,692.00	135.10	490.38	1,201.62	71.02 %
<a href="#">500-0900-5142</a>	Janitorial Supplies and Main	1,500.00	1,500.00	78.18	181.01	1,318.99	87.93 %
<a href="#">500-0900-5145</a>	Tools	15,000.00	15,000.00	749.67	749.67	14,250.33	95.00 %
<b>Category: E10 - Building &amp; Grounds Exp Total:</b>		<b>115,300.00</b>	<b>115,300.00</b>	<b>3,424.06</b>	<b>6,424.29</b>	<b>108,875.71</b>	<b>94.43%</b>
<b>Category: E20 - Vehicle Expense</b>							
<a href="#">500-0900-5200</a>	Fuel Expense	58,500.00	58,500.00	5,905.48	9,837.61	48,662.39	83.18 %
<a href="#">500-0900-5210</a>	Service & Repair - Vehicle	30,000.00	30,000.00	1,935.88	1,935.88	28,064.12	93.55 %
<a href="#">500-0900-5218</a>	Tire Expense	8,100.00	8,100.00	38.28	38.28	8,061.72	99.53 %
<a href="#">500-0900-5225</a>	Insurance Expense - Vehicle	7,500.00	8,000.00	0.00	7,927.73	72.27	0.90 %
<b>Category: E20 - Vehicle Expense Total:</b>		<b>104,100.00</b>	<b>104,600.00</b>	<b>7,879.64</b>	<b>19,739.50</b>	<b>84,860.50</b>	<b>81.13%</b>
<b>Category: E30 - Supply Expense</b>							
<a href="#">500-0900-5300</a>	Supplies - Office	4,200.00	4,200.00	919.75	919.75	3,280.25	78.10 %
<a href="#">500-0900-5322</a>	Supplies - Operating	108,000.00	108,000.00	14,074.46	20,625.28	87,374.72	80.90 %
<a href="#">500-0900-5350</a>	Postage Expense	4,200.00	4,200.00	125.59	125.59	4,074.41	97.01 %
<a href="#">500-0900-5360</a>	Cost of Water from CAW	1,260,000.00	1,260,000.00	203,600.82	203,600.82	1,056,399.18	83.84 %
<b>Category: E30 - Supply Expense Total:</b>		<b>1,376,400.00</b>	<b>1,376,400.00</b>	<b>218,720.62</b>	<b>225,271.44</b>	<b>1,151,128.56</b>	<b>83.63%</b>
<b>Category: E40 - Operations Expense</b>							
<a href="#">500-0900-5475</a>	Credit Card Fees	120,000.00	120,000.00	13,481.37	23,941.22	96,058.78	80.05 %
<a href="#">500-0900-5480</a>	Dues & Subscriptions	76,043.00	73,860.00	2,297.38	2,387.38	71,472.62	96.77 %
<a href="#">500-0900-5530</a>	Safety Program	1,500.00	1,500.00	75.38	75.38	1,424.62	94.97 %
<a href="#">500-0900-5535</a>	Sales Tax Expense	270,000.00	270,000.00	27,895.00	54,823.00	215,177.00	79.70 %
<b>Category: E40 - Operations Expense Total:</b>		<b>467,543.00</b>	<b>465,360.00</b>	<b>43,749.13</b>	<b>81,226.98</b>	<b>384,133.02</b>	<b>82.55%</b>
<b>Category: E55 - Professional Services</b>							
<a href="#">500-0900-5550</a>	Prof Services - Acctg & Audit	7,400.00	7,400.00	0.00	0.00	7,400.00	100.00 %
<a href="#">500-0900-5553</a>	Prof Services - Advertising	2,000.00	2,000.00	61.75	61.75	1,938.25	96.91 %
<a href="#">500-0900-5586</a>	Prof Services - Other	75,400.00	75,400.00	3,597.67	3,597.67	71,802.33	95.23 %
<b>Category: E55 - Professional Services Total:</b>		<b>84,800.00</b>	<b>84,800.00</b>	<b>3,659.42</b>	<b>3,659.42</b>	<b>81,140.58</b>	<b>95.68%</b>
<b>Category: E60 - Miscellaneous Expense</b>							
<a href="#">500-0900-5600</a>	Miscellaneous Expense	1,000.00	0.00	1.00	38.00	-38.00	0.00 %
<a href="#">500-0900-5604</a>	Hardware - New & Renewals	7,000.00	7,000.00	2,167.45	2,167.45	4,832.55	69.04 %
<a href="#">500-0900-5608</a>	Software - New & Renewals	54,610.00	54,610.00	4,795.88	4,795.88	49,814.12	91.22 %
<a href="#">500-0900-5614</a>	Copiers & Maintenance	0.00	0.00	106.16	212.32	-212.32	0.00 %
<b>Category: E60 - Miscellaneous Expense Total:</b>		<b>62,610.00</b>	<b>61,610.00</b>	<b>7,070.49</b>	<b>7,213.65</b>	<b>54,396.35</b>	<b>88.29%</b>
<b>Category: E62 - Intergovernmental Tsfr</b>							
<a href="#">500-0900-5626</a>	Xfer to Other	0.00	0.00	32,883.43	32,883.43	-32,883.43	0.00 %
<a href="#">500-0900-5629</a>	Xfer to Water Impact	35,000.00	35,000.00	0.00	0.00	35,000.00	100.00 %
<b>Category: E62 - Intergovernmental Tsfr Total:</b>		<b>35,000.00</b>	<b>35,000.00</b>	<b>32,883.43</b>	<b>32,883.43</b>	<b>2,116.57</b>	<b>6.05%</b>
<b>Category: E72 - Bond Expense</b>							
<a href="#">500-0900-5724</a>	Bond Fees	31,983.96	31,983.96	3,558.52	7,117.04	24,866.92	77.75 %
<b>Category: E72 - Bond Expense Total:</b>		<b>31,983.96</b>	<b>31,983.96</b>	<b>3,558.52</b>	<b>7,117.04</b>	<b>24,866.92</b>	<b>77.75%</b>
<b>Category: E80 - Fixed Assets</b>							
<a href="#">500-0900-5816</a>	Capital Assets- Infrastructure	150,000.00	3,535,695.03	1,210,145.70	1,210,145.70	2,325,549.33	65.77 %
<a href="#">500-0900-5824</a>	Depreciation Expense	500,000.00	500,000.00	0.00	0.00	500,000.00	100.00 %
<b>Category: E80 - Fixed Assets Total:</b>		<b>650,000.00</b>	<b>4,035,695.03</b>	<b>1,210,145.70</b>	<b>1,210,145.70</b>	<b>2,825,549.33</b>	<b>70.01%</b>
<b>Category: E85 - Interest Expense</b>							
<a href="#">500-0900-5850</a>	Interest Expense	87,589.00	87,589.00	6,368.94	12,737.88	74,851.12	85.46 %
<b>Category: E85 - Interest Expense Total:</b>		<b>87,589.00</b>	<b>87,589.00</b>	<b>6,368.94</b>	<b>12,737.88</b>	<b>74,851.12</b>	<b>85.46%</b>
<b>Expense Total:</b>		<b>4,389,646.61</b>	<b>7,787,730.64</b>	<b>1,631,342.29</b>	<b>1,795,210.66</b>	<b>5,992,519.98</b>	<b>76.95%</b>
<b>Department: 0900 - Water Surplus (Deficit):</b>		<b>767,075.39</b>	<b>-2,631,008.64</b>	<b>-1,269,240.24</b>	<b>-1,043,826.49</b>	<b>1,587,182.15</b>	<b>60.33%</b>

Budget Report

For Fiscal: 2023 Period Ending: 02/28/2023

	Original Total Budget	Current Total Budget	Period Activity	Fiscal Activity	Variance Favorable (Unfavorable)	Percent Remaining
<b>Department: 0950 - Wastewater</b>						
<b>Revenue</b>						
<b>Category: R50 - Sale of Services</b>						
<a href="#">500-0950-4552</a>	Sales - Wastewater	5,563,787.00	5,563,787.00	477,192.69	926,269.68	-4,637,517.32 83.35 %
<a href="#">500-0950-4558</a>	Sales - WW Connections	13,750.00	13,750.00	600.00	2,100.00	-11,650.00 84.73 %
	<b>Category: R50 - Sale of Services Total:</b>	<b>5,577,537.00</b>	<b>5,577,537.00</b>	<b>477,792.69</b>	<b>928,369.68</b>	<b>-4,649,167.32 83.36%</b>
<b>Category: R60 - Miscellaneous Revenue</b>						
<a href="#">500-0950-4600</a>	Miscellaneous Revenue	100.00	100.00	0.00	0.00	-100.00 100.00 %
<a href="#">500-0950-4631</a>	Xfer Wastewater Impact	50,000.00	50,000.00	2,000.00	7,000.00	-43,000.00 86.00 %
	<b>Category: R60 - Miscellaneous Revenue Total:</b>	<b>50,100.00</b>	<b>50,100.00</b>	<b>2,000.00</b>	<b>7,000.00</b>	<b>-43,100.00 86.03%</b>
	<b>Revenue Total:</b>	<b>5,627,637.00</b>	<b>5,627,637.00</b>	<b>479,792.69</b>	<b>935,369.68</b>	<b>-4,692,267.32 83.38%</b>
<b>Expense</b>						
<b>Category: E62 - Intergovernmental Tsfr</b>						
<a href="#">500-0950-5624</a>	Xfer to Water	4,064,000.00	4,064,000.00	882,043.54	882,043.54	3,181,956.46 78.30 %
<a href="#">500-0950-5631</a>	Xfer to Wastewater Impact	50,000.00	50,000.00	0.00	0.00	50,000.00 100.00 %
	<b>Category: E62 - Intergovernmental Tsfr Total:</b>	<b>4,114,000.00</b>	<b>4,114,000.00</b>	<b>882,043.54</b>	<b>882,043.54</b>	<b>3,231,956.46 78.56%</b>
	<b>Expense Total:</b>	<b>4,114,000.00</b>	<b>4,114,000.00</b>	<b>882,043.54</b>	<b>882,043.54</b>	<b>3,231,956.46 78.56%</b>
	<b>Department: 0950 - Wastewater Surplus (Deficit):</b>	<b>1,513,637.00</b>	<b>1,513,637.00</b>	<b>-402,250.85</b>	<b>53,326.14</b>	<b>-1,460,310.86 96.48%</b>
	<b>Fund: 500 - Water Fund Surplus (Deficit):</b>	<b>2,280,712.39</b>	<b>-1,117,371.64</b>	<b>-1,645,833.09</b>	<b>-938,910.35</b>	<b>178,461.29 15.97%</b>
<b>Fund: 510 - Wastewater Fund</b>						
<b>Department: 0900 - Water</b>						
<b>Expense</b>						
<b>Category: E60 - Miscellaneous Expense</b>						
<a href="#">510-0900-5608</a>	Software - New & Renewals	0.00	0.00	65.90	65.90	-65.90 0.00 %
	<b>Category: E60 - Miscellaneous Expense Total:</b>	<b>0.00</b>	<b>0.00</b>	<b>65.90</b>	<b>65.90</b>	<b>-65.90 0.00%</b>
	<b>Expense Total:</b>	<b>0.00</b>	<b>0.00</b>	<b>65.90</b>	<b>65.90</b>	<b>-65.90 0.00%</b>
	<b>Department: 0900 - Water Total:</b>	<b>0.00</b>	<b>0.00</b>	<b>65.90</b>	<b>65.90</b>	<b>-65.90 0.00%</b>
<b>Department: 0950 - Wastewater</b>						
<b>Revenue</b>						
<b>Category: R62 - Intergovernmental Tsfrs</b>						
<a href="#">510-0950-4625</a>	Xfer from Sewer Sales	4,064,000.00	4,064,000.00	882,043.54	882,043.54	-3,181,956.46 78.30 %
	<b>Category: R62 - Intergovernmental Tsfrs Total:</b>	<b>4,064,000.00</b>	<b>4,064,000.00</b>	<b>882,043.54</b>	<b>882,043.54</b>	<b>-3,181,956.46 78.30%</b>
	<b>Revenue Total:</b>	<b>4,064,000.00</b>	<b>4,064,000.00</b>	<b>882,043.54</b>	<b>882,043.54</b>	<b>-3,181,956.46 78.30%</b>
<b>Expense</b>						
<b>Category: E01 - Personnel Expense</b>						
<a href="#">510-0950-5000</a>	Salary Expense	1,118,589.64	1,118,589.64	79,971.83	154,427.05	964,162.59 86.19 %
<a href="#">510-0950-5005</a>	SWB Reimbursement	206,796.00	206,796.00	17,233.00	34,466.00	172,330.00 83.33 %
<a href="#">510-0950-5010</a>	Overtime Expense	85,000.00	85,000.00	20,441.53	32,191.51	52,808.49 62.13 %
<a href="#">510-0950-5020</a>	FICA Expense	104,570.19	104,570.19	7,542.20	14,002.53	90,567.66 86.61 %
<a href="#">510-0950-5022</a>	Unemployment Expense	1,380.00	1,380.00	154.66	423.56	956.44 69.31 %
<a href="#">510-0950-5025</a>	Worker's Comp Expense	22,000.00	24,000.00	0.00	23,920.59	79.41 0.33 %
<a href="#">510-0950-5030</a>	APERS Expense	209,413.75	209,413.75	14,905.36	28,105.61	181,308.14 86.58 %
<a href="#">510-0950-5040</a>	Health Insurance Expense	272,057.28	272,057.28	14,199.54	29,646.87	242,410.41 89.10 %
<a href="#">510-0950-5050</a>	Physical & Drug Screen Exp	1,800.00	1,800.00	35.22	35.22	1,764.78 98.04 %
<a href="#">510-0950-5055</a>	Uniform Expense	18,934.38	18,934.38	1,562.24	1,562.24	17,372.14 91.75 %
<a href="#">510-0950-5060</a>	Travel & Training Expense	5,000.00	5,000.00	85.60	85.60	4,914.40 98.29 %
	<b>Category: E01 - Personnel Expense Total:</b>	<b>2,045,541.24</b>	<b>2,047,541.24</b>	<b>156,131.18</b>	<b>318,866.78</b>	<b>1,728,674.46 84.43%</b>
<b>Category: E10 - Building &amp; Grounds Exp</b>						
<a href="#">510-0950-5102</a>	Repairs & Maint - Building	9,600.00	9,600.00	0.00	232.56	9,367.44 97.58 %
<a href="#">510-0950-5110</a>	Utilities - Electric	420,000.00	420,000.00	44,826.97	82,617.16	337,382.84 80.33 %
<a href="#">510-0950-5111</a>	Utilities - Gas	2,868.00	2,868.00	443.81	830.83	2,037.17 71.03 %
<a href="#">510-0950-5112</a>	Utilities - Water	276.00	276.00	8,491.25	18,535.36	-18,259.36 -6,615.71 %
<a href="#">510-0950-5115</a>	Com Exp - Tel Landline,Interne	8,664.00	8,664.00	845.89	1,445.78	7,218.22 83.31 %
<a href="#">510-0950-5116</a>	Communication Exp - Cellular	9,360.00	9,360.00	773.81	1,576.76	7,783.24 83.15 %



Budget Report

For Fiscal: 2023 Period Ending: 02/28/2023

		Original Total Budget	Current Total Budget	Period Activity	Fiscal Activity	Variance Favorable (Unfavorable)	Percent Remaining
<a href="#">510-0950-5120</a>	Insurance - Property	19,000.00	19,000.00	0.00	0.00	19,000.00	100.00 %
<a href="#">510-0950-5130</a>	Sanitation	130,000.00	130,000.00	10,167.01	17,678.75	112,321.25	86.40 %
<a href="#">510-0950-5140</a>	Supplies - B&G	1,500.00	1,500.00	251.90	402.46	1,097.54	73.17 %
<a href="#">510-0950-5142</a>	Janitorial Supplies and Main	1,500.00	1,500.00	78.19	181.02	1,318.98	87.93 %
<a href="#">510-0950-5145</a>	Tools	15,000.00	15,000.00	190.80	190.80	14,809.20	98.73 %
<b>Category: E10 - Building &amp; Grounds Exp Total:</b>		<b>617,768.00</b>	<b>617,768.00</b>	<b>66,069.63</b>	<b>123,691.48</b>	<b>494,076.52</b>	<b>79.98%</b>
<b>Category: E20 - Vehicle Expense</b>							
<a href="#">510-0950-5200</a>	Fuel Expense	75,000.00	75,000.00	5,894.61	9,826.74	65,173.26	86.90 %
<a href="#">510-0950-5210</a>	Service & Repair - Vehicle	60,000.00	60,000.00	866.94	959.91	59,040.09	98.40 %
<a href="#">510-0950-5218</a>	Tire Expense	10,800.00	10,800.00	136.72	192.95	10,607.05	98.21 %
<a href="#">510-0950-5225</a>	Insurance Expense - Vehicle	12,000.00	16,520.07	0.00	19,392.74	-2,872.67	-17.39 %
<a href="#">510-0950-5240</a>	Equipment Rental	4,500.00	4,500.00	0.00	4,058.64	441.36	9.81 %
<b>Category: E20 - Vehicle Expense Total:</b>		<b>162,300.00</b>	<b>166,820.07</b>	<b>6,898.27</b>	<b>34,430.98</b>	<b>132,389.09</b>	<b>79.36%</b>
<b>Category: E30 - Supply Expense</b>							
<a href="#">510-0950-5300</a>	Supplies - Office	4,200.00	4,200.00	193.56	193.56	4,006.44	95.39 %
<a href="#">510-0950-5322</a>	Supplies - Operating	240,000.00	240,000.00	26,978.80	33,046.85	206,953.15	86.23 %
<a href="#">510-0950-5324</a>	Supplies - Chemicals	198,000.00	198,000.00	43,471.31	44,653.10	153,346.90	77.45 %
<a href="#">510-0950-5326</a>	Supplies - Lab	36,000.00	36,000.00	3,533.07	9,178.07	26,821.93	74.51 %
<a href="#">510-0950-5350</a>	Postage Expense	5,000.00	5,000.00	125.59	125.59	4,874.41	97.49 %
<b>Category: E30 - Supply Expense Total:</b>		<b>483,200.00</b>	<b>483,200.00</b>	<b>74,302.33</b>	<b>87,197.17</b>	<b>396,002.83</b>	<b>81.95%</b>
<b>Category: E40 - Operations Expense</b>							
<a href="#">510-0950-5475</a>	Credit Card Fees	36,780.00	36,780.00	0.00	0.00	36,780.00	100.00 %
<a href="#">510-0950-5480</a>	Dues & Subscriptions	17,183.00	15,000.00	7,204.87	7,359.87	7,640.13	50.93 %
<a href="#">510-0950-5530</a>	Safety Program	4,000.00	4,000.00	415.82	415.82	3,584.18	89.60 %
<b>Category: E40 - Operations Expense Total:</b>		<b>57,963.00</b>	<b>55,780.00</b>	<b>7,620.69</b>	<b>7,775.69</b>	<b>48,004.31</b>	<b>86.06%</b>
<b>Category: E55 - Professional Services</b>							
<a href="#">510-0950-5550</a>	Prof Services - Acctg & Audit	7,400.00	7,400.00	0.00	0.00	7,400.00	100.00 %
<a href="#">510-0950-5553</a>	Prof Services - Advertising	2,000.00	2,000.00	61.76	61.76	1,938.24	96.91 %
<a href="#">510-0950-5586</a>	Prof Services - Other	95,400.00	95,400.00	6,877.88	7,526.30	87,873.70	92.11 %
<a href="#">510-0950-5589</a>	Prof Services - Printing	4,800.00	4,800.00	0.00	0.00	4,800.00	100.00 %
<b>Category: E55 - Professional Services Total:</b>		<b>109,600.00</b>	<b>109,600.00</b>	<b>6,939.64</b>	<b>7,588.06</b>	<b>102,011.94</b>	<b>93.08%</b>
<b>Category: E60 - Miscellaneous Expense</b>							
<a href="#">510-0950-5604</a>	Hardware - New & Renewals	4,000.00	4,000.00	2,217.38	2,217.38	1,782.62	44.57 %
<a href="#">510-0950-5608</a>	Software - New & Renewals	70,240.00	70,240.00	2,815.88	2,815.88	67,424.12	95.99 %
<a href="#">510-0950-5614</a>	Copiers & Maintenance	0.00	0.00	106.15	212.31	-212.31	0.00 %
<b>Category: E60 - Miscellaneous Expense Total:</b>		<b>74,240.00</b>	<b>74,240.00</b>	<b>5,139.41</b>	<b>5,245.57</b>	<b>68,994.43</b>	<b>92.93%</b>
<b>Category: E62 - Intergovernmental Tsfr</b>							
<a href="#">510-0950-5626</a>	Xfer to Other	120,000.00	120,000.00	46,423.34	46,423.34	73,576.66	61.31 %
<b>Category: E62 - Intergovernmental Tsfr Total:</b>		<b>120,000.00</b>	<b>120,000.00</b>	<b>46,423.34</b>	<b>46,423.34</b>	<b>73,576.66</b>	<b>61.31%</b>
<b>Category: E72 - Bond Expense</b>							
<a href="#">510-0950-5722</a>	Bond Principal Payment	105,838.51	105,838.51	0.00	0.00	105,838.51	100.00 %
<a href="#">510-0950-5724</a>	Bond Fees	66,999.96	66,999.96	4,792.88	9,585.76	57,414.20	85.69 %
<b>Category: E72 - Bond Expense Total:</b>		<b>172,838.47</b>	<b>172,838.47</b>	<b>4,792.88</b>	<b>9,585.76</b>	<b>163,252.71</b>	<b>94.45%</b>
<b>Category: E80 - Fixed Assets</b>							
<a href="#">510-0950-5810</a>	Capital Assets - Equipment	180,000.00	254,798.80	0.00	0.00	254,798.80	100.00 %
<a href="#">510-0950-5816</a>	Capital Assets - Infrastructure	2,242,000.00	3,206,236.78	68,090.98	70,680.77	3,135,556.01	97.80 %
<a href="#">510-0950-5824</a>	Depreciation Expense	500,000.00	500,000.00	0.00	0.00	500,000.00	100.00 %
<b>Category: E80 - Fixed Assets Total:</b>		<b>2,922,000.00</b>	<b>3,961,035.58</b>	<b>68,090.98</b>	<b>70,680.77</b>	<b>3,890,354.81</b>	<b>98.22%</b>
<b>Category: E85 - Interest Expense</b>							
<a href="#">510-0950-5850</a>	Interest Expense	87,589.00	87,589.00	7,294.72	14,589.44	72,999.56	83.34 %
<b>Category: E85 - Interest Expense Total:</b>		<b>87,589.00</b>	<b>87,589.00</b>	<b>7,294.72</b>	<b>14,589.44</b>	<b>72,999.56</b>	<b>83.34%</b>
<b>Expense Total:</b>		<b>6,853,039.71</b>	<b>7,896,412.36</b>	<b>449,703.07</b>	<b>726,075.04</b>	<b>7,170,337.32</b>	<b>90.81%</b>
<b>Department: 0950 - Wastewater Surplus (Deficit):</b>		<b>-2,789,039.71</b>	<b>-3,832,412.36</b>	<b>432,340.47</b>	<b>155,968.50</b>	<b>3,988,380.86</b>	<b>104.07%</b>
<b>Fund: 510 - Wastewater Fund Surplus (Deficit):</b>		<b>-2,789,039.71</b>	<b>-3,832,412.36</b>	<b>432,274.57</b>	<b>155,902.60</b>	<b>3,988,314.96</b>	<b>104.07%</b>



Budget Report

For Fiscal: 2023 Period Ending: 02/28/2023

	Original Total Budget	Current Total Budget	Period Activity	Fiscal Activity	Variance Favorable (Unfavorable)	Percent Remaining
<b>Fund: 515 - Stormwater Utility Fund</b>						
<b>Department: 0140 - Stormwater</b>						
<b>Revenue</b>						
<b>Category: R60 - Miscellaneous Revenue</b>						
<a href="#">515-0140-4600</a> Miscellaneous Revenue	0.00	0.00	0.00	860,536.60	860,536.60	0.00 %
<b>Category: R60 - Miscellaneous Revenue Total:</b>	<b>0.00</b>	<b>0.00</b>	<b>0.00</b>	<b>860,536.60</b>	<b>860,536.60</b>	<b>0.00%</b>
<b>Revenue Total:</b>	<b>0.00</b>	<b>0.00</b>	<b>0.00</b>	<b>860,536.60</b>	<b>860,536.60</b>	<b>0.00%</b>
<b>Expense</b>						
<b>Category: E80 - Fixed Assets</b>						
<a href="#">515-0140-5816</a> Capital Assets - Infrastructure	0.00	2,438,322.25	643,879.15	643,879.15	1,794,443.10	73.59 %
<b>Category: E80 - Fixed Assets Total:</b>	<b>0.00</b>	<b>2,438,322.25</b>	<b>643,879.15</b>	<b>643,879.15</b>	<b>1,794,443.10</b>	<b>73.59%</b>
<b>Expense Total:</b>	<b>0.00</b>	<b>2,438,322.25</b>	<b>643,879.15</b>	<b>643,879.15</b>	<b>1,794,443.10</b>	<b>73.59%</b>
<b>Department: 0140 - Stormwater Surplus (Deficit):</b>	<b>0.00</b>	<b>-2,438,322.25</b>	<b>-643,879.15</b>	<b>216,657.45</b>	<b>2,654,979.70</b>	<b>108.89%</b>
<b>Fund: 515 - Stormwater Utility Fund Surplus (Deficit):</b>	<b>0.00</b>	<b>-2,438,322.25</b>	<b>-643,879.15</b>	<b>216,657.45</b>	<b>2,654,979.70</b>	<b>108.89%</b>
<b>Fund: 525 - Depreciation - WW</b>						
<b>Department: 0950 - Wastewater</b>						
<b>Revenue</b>						
<b>Category: R62 - Intergovernmental Tsfrs</b>						
<a href="#">525-0950-4625</a> Xfer from Water	217,000.00	217,000.00	79,306.77	79,306.77	-137,693.23	63.45 %
<b>Category: R62 - Intergovernmental Tsfrs Total:</b>	<b>217,000.00</b>	<b>217,000.00</b>	<b>79,306.77</b>	<b>79,306.77</b>	<b>-137,693.23</b>	<b>63.45%</b>
<b>Revenue Total:</b>	<b>217,000.00</b>	<b>217,000.00</b>	<b>79,306.77</b>	<b>79,306.77</b>	<b>-137,693.23</b>	<b>63.45%</b>
<b>Department: 0950 - Wastewater Total:</b>	<b>217,000.00</b>	<b>217,000.00</b>	<b>79,306.77</b>	<b>79,306.77</b>	<b>-137,693.23</b>	<b>63.45%</b>
<b>Fund: 525 - Depreciation - WW Total:</b>	<b>217,000.00</b>	<b>217,000.00</b>	<b>79,306.77</b>	<b>79,306.77</b>	<b>-137,693.23</b>	<b>63.45%</b>
<b>Fund: 550 - Impact - Water</b>						
<b>Department: 0900 - Water</b>						
<b>Revenue</b>						
<b>Category: R62 - Intergovernmental Tsfrs</b>						
<a href="#">550-0900-4625</a> Xfer frWaterOrd1997-3, 2010-18	35,000.00	35,000.00	0.00	0.00	-35,000.00	100.00 %
<b>Category: R62 - Intergovernmental Tsfrs Total:</b>	<b>35,000.00</b>	<b>35,000.00</b>	<b>0.00</b>	<b>0.00</b>	<b>-35,000.00</b>	<b>100.00%</b>
<b>Revenue Total:</b>	<b>35,000.00</b>	<b>35,000.00</b>	<b>0.00</b>	<b>0.00</b>	<b>-35,000.00</b>	<b>100.00%</b>
<b>Department: 0900 - Water Total:</b>	<b>35,000.00</b>	<b>35,000.00</b>	<b>0.00</b>	<b>0.00</b>	<b>-35,000.00</b>	<b>100.00%</b>
<b>Fund: 550 - Impact - Water Total:</b>	<b>35,000.00</b>	<b>35,000.00</b>	<b>0.00</b>	<b>0.00</b>	<b>-35,000.00</b>	<b>100.00%</b>
<b>Fund: 555 - Impact - WW</b>						
<b>Department: 0950 - Wastewater</b>						
<b>Revenue</b>						
<b>Category: R62 - Intergovernmental Tsfrs</b>						
<a href="#">555-0950-4625</a> Xfer from Water Ord 1997-03	50,000.00	50,000.00	0.00	0.00	-50,000.00	100.00 %
<b>Category: R62 - Intergovernmental Tsfrs Total:</b>	<b>50,000.00</b>	<b>50,000.00</b>	<b>0.00</b>	<b>0.00</b>	<b>-50,000.00</b>	<b>100.00%</b>
<b>Revenue Total:</b>	<b>50,000.00</b>	<b>50,000.00</b>	<b>0.00</b>	<b>0.00</b>	<b>-50,000.00</b>	<b>100.00%</b>
<b>Department: 0950 - Wastewater Total:</b>	<b>50,000.00</b>	<b>50,000.00</b>	<b>0.00</b>	<b>0.00</b>	<b>-50,000.00</b>	<b>100.00%</b>
<b>Fund: 555 - Impact - WW Total:</b>	<b>50,000.00</b>	<b>50,000.00</b>	<b>0.00</b>	<b>0.00</b>	<b>-50,000.00</b>	<b>100.00%</b>
<b>Fund: 604 - W/WW Ref Rev 2017 Bd Fr</b>						
<b>Department: 0000 - Administration</b>						
<b>Revenue</b>						
<b>Category: R62 - Intergovernmental Tsfrs</b>						
<a href="#">604-0000-4623</a> Xfer from Other Fund	0.00	0.00	19,775.11	59,325.33	59,325.33	0.00 %
<b>Category: R62 - Intergovernmental Tsfrs Total:</b>	<b>0.00</b>	<b>0.00</b>	<b>19,775.11</b>	<b>59,325.33</b>	<b>59,325.33</b>	<b>0.00%</b>
<b>Category: R85 - Interest Revenue</b>						
<a href="#">604-0000-4850</a> Interest Revenue	0.00	0.00	39.00	62.25	62.25	0.00 %
<b>Category: R85 - Interest Revenue Total:</b>	<b>0.00</b>	<b>0.00</b>	<b>39.00</b>	<b>62.25</b>	<b>62.25</b>	<b>0.00%</b>
<b>Revenue Total:</b>	<b>0.00</b>	<b>0.00</b>	<b>19,814.11</b>	<b>59,387.58</b>	<b>59,387.58</b>	<b>0.00%</b>

Budget Report

For Fiscal: 2023 Period Ending: 02/28/2023

	Original Total Budget	Current Total Budget	Period Activity	Fiscal Activity	Variance Favorable (Unfavorable)	Percent Remaining
<b>Expense</b>						
<b>Category: E72 - Bond Expense</b>						
<a href="#">604-0000-5724</a> Bond Fees	0.00	0.00	166.67	333.34	-333.34	0.00 %
<b>Category: E72 - Bond Expense Total:</b>	<b>0.00</b>	<b>0.00</b>	<b>166.67</b>	<b>333.34</b>	<b>-333.34</b>	<b>0.00%</b>
<b>Expense Total:</b>	<b>0.00</b>	<b>0.00</b>	<b>166.67</b>	<b>333.34</b>	<b>-333.34</b>	<b>0.00%</b>
<b>Department: 0000 - Administration Surplus (Deficit):</b>	<b>0.00</b>	<b>0.00</b>	<b>19,647.44</b>	<b>59,054.24</b>	<b>59,054.24</b>	<b>0.00%</b>
<b>Fund: 604 - W/WW Ref Rev 2017 Bd Fr Surplus (Deficit):</b>	<b>0.00</b>	<b>0.00</b>	<b>19,647.44</b>	<b>59,054.24</b>	<b>59,054.24</b>	<b>0.00%</b>
<b>Fund: 606 - W/WW Ref Rev Bonds 2017 DSR</b>						
<b>Department: 0000 - Administration</b>						
<b>Revenue</b>						
<b>Category: R85 - Interest Revenue</b>						
<a href="#">606-0000-4850</a> Interest Revenue	0.00	0.00	892.73	1,699.89	1,699.89	0.00 %
<b>Category: R85 - Interest Revenue Total:</b>	<b>0.00</b>	<b>0.00</b>	<b>892.73</b>	<b>1,699.89</b>	<b>1,699.89</b>	<b>0.00%</b>
<b>Revenue Total:</b>	<b>0.00</b>	<b>0.00</b>	<b>892.73</b>	<b>1,699.89</b>	<b>1,699.89</b>	<b>0.00%</b>
<b>Department: 0000 - Administration Total:</b>	<b>0.00</b>	<b>0.00</b>	<b>892.73</b>	<b>1,699.89</b>	<b>1,699.89</b>	<b>0.00%</b>
<b>Fund: 606 - W/WW Ref Rev Bonds 2017 DSR Total:</b>	<b>0.00</b>	<b>0.00</b>	<b>892.73</b>	<b>1,699.89</b>	<b>1,699.89</b>	<b>0.00%</b>
<b>Fund: 700 - A/P Tax Commission</b>						
<b>Department: 0150 - A/P Tax Commission</b>						
<b>Revenue</b>						
<b>Category: R85 - Interest Revenue</b>						
<a href="#">700-0150-4850</a> Interest Revenue	0.00	0.00	11.96	38.73	38.73	0.00 %
<b>Category: R85 - Interest Revenue Total:</b>	<b>0.00</b>	<b>0.00</b>	<b>11.96</b>	<b>38.73</b>	<b>38.73</b>	<b>0.00%</b>
<b>Revenue Total:</b>	<b>0.00</b>	<b>0.00</b>	<b>11.96</b>	<b>38.73</b>	<b>38.73</b>	<b>0.00%</b>
<b>Expense</b>						
<b>Category: E60 - Miscellaneous Expense</b>						
<a href="#">700-0150-5600</a> Miscellaneous Expense	0.00	0.00	0.00	212,898.04	-212,898.04	0.00 %
<b>Category: E60 - Miscellaneous Expense Total:</b>	<b>0.00</b>	<b>0.00</b>	<b>0.00</b>	<b>212,898.04</b>	<b>-212,898.04</b>	<b>0.00%</b>
<b>Expense Total:</b>	<b>0.00</b>	<b>0.00</b>	<b>0.00</b>	<b>212,898.04</b>	<b>-212,898.04</b>	<b>0.00%</b>
<b>Department: 0150 - A/P Tax Commission Surplus (Deficit):</b>	<b>0.00</b>	<b>0.00</b>	<b>11.96</b>	<b>-212,859.31</b>	<b>-212,859.31</b>	<b>0.00%</b>
<b>Fund: 700 - A/P Tax Commission Surplus (Deficit):</b>	<b>0.00</b>	<b>0.00</b>	<b>11.96</b>	<b>-212,859.31</b>	<b>-212,859.31</b>	<b>0.00%</b>
<b>Report Surplus (Deficit):</b>	<b>-614,794.99</b>	<b>-9,813,028.94</b>	<b>-2,399,810.44</b>	<b>-1,870,858.74</b>	<b>7,942,170.20</b>	<b>80.93%</b>

**Group Summary**

Category	Original Total Budget	Current Total Budget	Period Activity	Fiscal Activity	Variance Favorable (Unfavorable)	Percent Remaining
<b>Fund: 001 - General Fund</b>						
<b>Department: 0100 - Administration</b>						
<b>Revenue</b>						
R15 - Taxes - Property	872,400.00	872,400.00	32,620.64	112,091.17	-760,308.83	87.15%
R60 - Miscellaneous Revenue	1,000.00	1,000.00	0.00	0.00	-1,000.00	100.00%
R62 - Intergovernmental Tsfrs	6,485,008.00	6,485,008.00	540,417.33	1,080,834.66	-5,404,173.34	83.33%
R85 - Interest Revenue	1,000.00	1,000.00	0.00	0.00	-1,000.00	100.00%
<b>Revenue Total:</b>	<b>7,359,408.00</b>	<b>7,359,408.00</b>	<b>573,037.97</b>	<b>1,192,925.83</b>	<b>-6,166,482.17</b>	<b>83.79%</b>
<b>Expense</b>						
E01 - Personnel Expense	509,103.87	509,595.87	25,299.40	43,344.50	466,251.37	91.49%
E10 - Building & Grounds Exp	47,446.24	56,830.01	17,615.97	19,844.47	36,985.54	65.08%
E20 - Vehicle Expense	4,000.00	3,650.00	0.00	0.00	3,650.00	100.00%
E30 - Supply Expense	7,900.00	7,900.00	769.83	1,369.83	6,530.17	82.66%
E40 - Operations Expense	99,812.00	99,812.00	513.46	547.46	99,264.54	99.45%
E55 - Professional Services	96,290.00	96,290.00	1,572.97	1,702.75	94,587.25	98.23%
E60 - Miscellaneous Expense	14,620.00	14,620.00	1,139.96	1,139.96	13,480.04	92.20%
E68 - Donation Expense	90,000.00	90,000.00	4,914.96	24,914.96	65,085.04	72.32%
<b>Expense Total:</b>	<b>869,172.11</b>	<b>878,697.88</b>	<b>51,826.55</b>	<b>92,863.93</b>	<b>785,833.95</b>	<b>89.43%</b>
<b>Department: 0100 - Administration Surplus (Deficit):</b>	<b>6,490,235.89</b>	<b>6,480,710.12</b>	<b>521,211.42</b>	<b>1,100,061.90</b>	<b>-5,380,648.22</b>	<b>83.03%</b>
<b>Department: 0110 - Information Technology</b>						
<b>Expense</b>						
E01 - Personnel Expense	6,000.00	6,000.00	0.00	0.00	6,000.00	100.00%
E60 - Miscellaneous Expense	179,375.00	179,375.00	26,692.02	36,913.87	142,461.13	79.42%
E80 - Fixed Assets	0.00	101,497.09	0.00	0.00	101,497.09	100.00%
<b>Expense Total:</b>	<b>185,375.00</b>	<b>286,872.09</b>	<b>26,692.02</b>	<b>36,913.87</b>	<b>249,958.22</b>	<b>87.13%</b>
<b>Department: 0110 - Information Technology Total:</b>	<b>185,375.00</b>	<b>286,872.09</b>	<b>26,692.02</b>	<b>36,913.87</b>	<b>249,958.22</b>	<b>87.13%</b>
<b>Department: 0120 - Planning &amp; Development</b>						
<b>Revenue</b>						
R10 - Taxes - Sales	90,000.00	90,000.00	8,513.93	20,667.64	-69,332.36	77.04%
R20 - Licenses Permits & Fees	527,250.00	527,250.00	34,864.88	88,056.72	-439,193.28	83.30%
<b>Revenue Total:</b>	<b>617,250.00</b>	<b>617,250.00</b>	<b>43,378.81</b>	<b>108,724.36</b>	<b>-508,525.64</b>	<b>82.39%</b>
<b>Expense</b>						
E01 - Personnel Expense	586,823.91	587,873.91	44,550.16	89,565.51	498,308.40	84.76%
E10 - Building & Grounds Exp	8,705.00	8,705.00	822.77	1,339.74	7,365.26	84.61%
E20 - Vehicle Expense	12,400.00	12,093.01	575.20	2,031.34	10,061.67	83.20%
E30 - Supply Expense	4,500.00	4,500.00	123.52	123.52	4,376.48	97.26%
E40 - Operations Expense	45,300.00	45,300.00	19,439.33	19,729.26	25,570.74	56.45%
E55 - Professional Services	57,700.00	57,700.00	2,323.10	2,323.10	55,376.90	95.97%
E60 - Miscellaneous Expense	30,000.00	30,000.00	0.00	0.00	30,000.00	100.00%
E80 - Fixed Assets	12,650.00	12,650.00	1,181.33	2,362.66	10,287.34	81.32%
E85 - Interest Expense	300.00	300.00	0.00	0.00	300.00	100.00%
<b>Expense Total:</b>	<b>758,378.91</b>	<b>759,121.92</b>	<b>69,015.41</b>	<b>117,475.13</b>	<b>641,646.79</b>	<b>84.52%</b>
<b>Department: 0120 - Planning &amp; Development Surplus (Deficit):</b>	<b>-141,128.91</b>	<b>-141,871.92</b>	<b>-25,636.60</b>	<b>-8,750.77</b>	<b>133,121.15</b>	<b>93.83%</b>
<b>Department: 0160 - Engineering</b>						
<b>Expense</b>						
E01 - Personnel Expense	11,135.00	7,735.00	1,320.00	2,026.71	5,708.29	73.80%
E10 - Building & Grounds Exp	2,300.00	2,300.00	178.58	357.02	1,942.98	84.48%
E20 - Vehicle Expense	10,400.00	10,613.23	1,714.19	4,564.72	6,048.51	56.99%
E30 - Supply Expense	5,000.00	5,000.00	760.95	760.95	4,239.05	84.78%
E60 - Miscellaneous Expense	10,650.00	10,650.00	0.00	0.00	10,650.00	100.00%
E80 - Fixed Assets	19,000.00	19,000.00	1,611.72	3,223.44	15,776.56	83.03%



**Budget Report**

For Fiscal: 2023 Period Ending: 02/28/2023

Category	Original Total Budget	Current Total Budget	Period Activity	Fiscal Activity	Variance Favorable (Unfavorable)	Percent Remaining
E85 - Interest Expense	300.00	300.00	0.00	0.00	300.00	100.00%
<b>Expense Total:</b>	<b>58,785.00</b>	<b>55,598.23</b>	<b>5,585.44</b>	<b>10,932.84</b>	<b>44,665.39</b>	<b>80.34%</b>
<b>Department: 0160 - Engineering Total:</b>	<b>58,785.00</b>	<b>55,598.23</b>	<b>5,585.44</b>	<b>10,932.84</b>	<b>44,665.39</b>	<b>80.34%</b>
<b>Department: 0200 - Animal Control</b>						
<b>Revenue</b>						
R20 - Licenses Permits & Fees	29,500.00	29,500.00	1,935.00	3,698.45	-25,801.55	87.46%
R40 - Fines & Forfeitures	6,000.00	6,000.00	670.00	3,776.20	-2,223.80	37.06%
R62 - Intergovernmental Tsfrs	631,002.00	631,002.00	52,583.00	105,166.00	-525,836.00	83.33%
<b>Revenue Total:</b>	<b>666,502.00</b>	<b>666,502.00</b>	<b>55,188.00</b>	<b>112,640.65</b>	<b>-553,861.35</b>	<b>83.10%</b>
<b>Expense</b>						
E01 - Personnel Expense	665,161.32	665,961.32	40,824.17	83,709.09	582,252.23	87.43%
E10 - Building & Grounds Exp	46,696.00	46,696.00	3,559.01	5,665.46	41,030.54	87.87%
E20 - Vehicle Expense	14,405.90	14,755.90	990.91	3,183.36	11,572.54	78.43%
E30 - Supply Expense	21,950.00	22,087.34	466.80	532.42	21,554.92	97.59%
E40 - Operations Expense	3,945.00	3,945.00	536.23	708.98	3,236.02	82.03%
E55 - Professional Services	35,000.00	35,000.00	1,699.38	1,926.68	33,073.32	94.50%
E60 - Miscellaneous Expense	4,000.00	4,000.00	1,167.87	1,167.87	2,832.13	70.80%
E72 - Bond Expense	7,680.00	7,680.00	645.30	1,289.49	6,390.51	83.21%
E80 - Fixed Assets	0.00	60,000.00	535.61	1,071.22	58,928.78	98.21%
E85 - Interest Expense	780.00	780.00	57.78	116.67	663.33	85.04%
<b>Expense Total:</b>	<b>799,618.22</b>	<b>860,905.56</b>	<b>50,483.06</b>	<b>99,371.24</b>	<b>761,534.32</b>	<b>88.46%</b>
<b>Department: 0200 - Animal Control Surplus (Deficit):</b>	<b>-133,116.22</b>	<b>-194,403.56</b>	<b>4,704.94</b>	<b>13,269.41</b>	<b>207,672.97</b>	<b>106.83%</b>
<b>Department: 0300 - Court</b>						
<b>Revenue</b>						
R40 - Fines & Forfeitures	532,900.00	532,900.00	40,673.91	71,519.55	-461,380.45	86.58%
R60 - Miscellaneous Revenue	50,520.00	50,520.00	3,217.80	8,602.61	-41,917.39	82.97%
R64 - Reimbursement	160,000.00	160,000.00	0.00	0.00	-160,000.00	100.00%
<b>Revenue Total:</b>	<b>743,420.00</b>	<b>743,420.00</b>	<b>43,891.71</b>	<b>80,122.16</b>	<b>-663,297.84</b>	<b>89.22%</b>
<b>Expense</b>						
E01 - Personnel Expense	502,270.95	502,670.95	37,963.09	76,256.96	426,413.99	84.83%
E10 - Building & Grounds Exp	23,646.00	23,646.00	1,581.20	2,468.10	21,177.90	89.56%
E30 - Supply Expense	11,000.00	11,000.00	1,468.17	2,600.01	8,399.99	76.36%
E40 - Operations Expense	146,000.00	146,000.00	23,839.00	24,814.00	121,186.00	83.00%
E55 - Professional Services	5,500.00	5,500.00	0.00	0.00	5,500.00	100.00%
E60 - Miscellaneous Expense	4,440.00	4,440.00	263.24	526.48	3,913.52	88.14%
<b>Expense Total:</b>	<b>692,856.95</b>	<b>693,256.95</b>	<b>65,114.70</b>	<b>106,665.55</b>	<b>586,591.40</b>	<b>84.61%</b>
<b>Department: 0300 - Court Surplus (Deficit):</b>	<b>50,563.05</b>	<b>50,163.05</b>	<b>-21,222.99</b>	<b>-26,543.39</b>	<b>-76,706.44</b>	<b>152.91%</b>
<b>Department: 0400 - Parks</b>						
<b>Revenue</b>						
R62 - Intergovernmental Tsfrs	1,419,753.00	1,419,753.00	118,312.00	236,624.00	-1,183,129.00	83.33%
<b>Revenue Total:</b>	<b>1,419,753.00</b>	<b>1,419,753.00</b>	<b>118,312.00</b>	<b>236,624.00</b>	<b>-1,183,129.00</b>	<b>83.33%</b>
<b>Expense</b>						
E01 - Personnel Expense	911,678.42	919,078.42	66,170.26	151,064.56	768,013.86	83.56%
E10 - Building & Grounds Exp	3,526.00	3,526.00	353.50	353.50	3,172.50	89.97%
E20 - Vehicle Expense	24,700.00	24,597.30	1,168.54	6,935.29	17,662.01	71.80%
E30 - Supply Expense	600.00	600.00	77.24	77.24	522.76	87.13%
E40 - Operations Expense	2,000.00	2,000.00	0.00	381.00	1,619.00	80.95%
E55 - Professional Services	41,000.00	41,000.00	1,655.00	1,655.00	39,345.00	95.96%
E60 - Miscellaneous Expense	18,105.00	18,105.00	1,155.87	1,155.87	16,949.13	93.62%
E72 - Bond Expense	68,800.00	68,800.00	10,910.59	21,300.83	47,499.17	69.04%
E80 - Fixed Assets	0.00	16,200.00	17,188.02	18,270.32	-2,070.32	-12.78%
E85 - Interest Expense	10,346.00	10,346.00	455.00	916.57	9,429.43	91.14%
<b>Expense Total:</b>	<b>1,080,755.42</b>	<b>1,104,252.72</b>	<b>99,134.02</b>	<b>202,110.18</b>	<b>902,142.54</b>	<b>81.70%</b>
<b>Department: 0400 - Parks Surplus (Deficit):</b>	<b>338,997.58</b>	<b>315,500.28</b>	<b>19,177.98</b>	<b>34,513.82</b>	<b>-280,986.46</b>	<b>89.06%</b>

**Budget Report**

For Fiscal: 2023 Period Ending: 02/28/2023

Category	Original Total Budget	Current Total Budget	Period Activity	Fiscal Activity	Variance Favorable (Unfavorable)	Percent Remaining
<b>Department: 0410 - Parks - Mills Park &amp; Pool</b>						
<b>Revenue</b>						
R50 - Sale of Services	81,000.00	81,000.00	390.00	660.00	-80,340.00	99.19%
<b>Revenue Total:</b>	<b>81,000.00</b>	<b>81,000.00</b>	<b>390.00</b>	<b>660.00</b>	<b>-80,340.00</b>	<b>99.19%</b>
<b>Expense</b>						
E01 - Personnel Expense	27,450.75	27,450.75	0.00	0.00	27,450.75	100.00%
E10 - Building & Grounds Exp	29,150.00	33,435.13	1,337.01	5,779.17	27,655.96	82.72%
E30 - Supply Expense	12,100.00	12,100.00	0.00	0.00	12,100.00	100.00%
E80 - Fixed Assets	0.00	172,557.80	2,319.31	32,019.31	140,538.49	81.44%
<b>Expense Total:</b>	<b>68,700.75</b>	<b>245,543.68</b>	<b>3,656.32</b>	<b>37,798.48</b>	<b>207,745.20</b>	<b>84.61%</b>
<b>Department: 0410 - Parks - Mills Park &amp; Pool Surplus (Deficit):</b>	<b>12,299.25</b>	<b>-164,543.68</b>	<b>-3,266.32</b>	<b>-37,138.48</b>	<b>127,405.20</b>	<b>77.43%</b>
<b>Department: 0420 - Parks - Midland</b>						
<b>Revenue</b>						
R74 - Sponsorships	24,000.00	24,000.00	0.00	0.00	-24,000.00	100.00%
<b>Revenue Total:</b>	<b>24,000.00</b>	<b>24,000.00</b>	<b>0.00</b>	<b>0.00</b>	<b>-24,000.00</b>	<b>100.00%</b>
<b>Expense</b>						
E10 - Building & Grounds Exp	49,124.00	49,124.00	1,196.01	2,315.14	46,808.86	95.29%
<b>Expense Total:</b>	<b>49,124.00</b>	<b>49,124.00</b>	<b>1,196.01</b>	<b>2,315.14</b>	<b>46,808.86</b>	<b>95.29%</b>
<b>Department: 0420 - Parks - Midland Surplus (Deficit):</b>	<b>-25,124.00</b>	<b>-25,124.00</b>	<b>-1,196.01</b>	<b>-2,315.14</b>	<b>22,808.86</b>	<b>90.79%</b>
<b>Department: 0430 - Parks - Bishop</b>						
<b>Revenue</b>						
R30 - Membership Fees	389,000.00	389,000.00	18,111.25	42,271.50	-346,728.50	89.13%
R33 - Rental Fees	153,995.00	153,995.00	6,975.00	10,950.00	-143,045.00	92.89%
R36 - Park Program Fees	156,000.00	156,000.00	4,499.60	9,134.80	-146,865.20	94.14%
R50 - Sale of Services	103,000.00	103,000.00	5,294.00	8,747.50	-94,252.50	91.51%
R60 - Miscellaneous Revenue	5,000.00	5,000.00	421.27	521.27	-4,478.73	89.57%
R74 - Sponsorships	98,500.00	98,500.00	135.00	5,235.00	-93,265.00	94.69%
<b>Revenue Total:</b>	<b>905,495.00</b>	<b>905,495.00</b>	<b>35,436.12</b>	<b>76,860.07</b>	<b>-828,634.93</b>	<b>91.51%</b>
<b>Expense</b>						
E01 - Personnel Expense	820,103.06	822,953.06	68,508.79	139,428.59	683,524.47	83.06%
E10 - Building & Grounds Exp	647,928.00	647,928.00	52,909.05	85,855.08	562,072.92	86.75%
E20 - Vehicle Expense	10,000.00	10,000.00	4,398.75	4,398.75	5,601.25	56.01%
E30 - Supply Expense	57,500.00	57,500.00	2,071.25	3,679.28	53,820.72	93.60%
E40 - Operations Expense	31,123.40	31,123.40	3,022.20	5,349.23	25,774.17	82.81%
E55 - Professional Services	195,720.00	195,720.00	19,872.13	30,228.13	165,491.87	84.56%
E80 - Fixed Assets	0.00	8,000.00	7,934.21	7,934.21	65.79	0.82%
<b>Expense Total:</b>	<b>1,762,374.46</b>	<b>1,773,224.46</b>	<b>158,716.38</b>	<b>276,873.27</b>	<b>1,496,351.19</b>	<b>84.39%</b>
<b>Department: 0430 - Parks - Bishop Surplus (Deficit):</b>	<b>-856,879.46</b>	<b>-867,729.46</b>	<b>-123,280.26</b>	<b>-200,013.20</b>	<b>667,716.26</b>	<b>76.95%</b>
<b>Department: 0440 - Parks - Alcoa</b>						
<b>Revenue</b>						
R36 - Park Program Fees	1,000.00	1,000.00	425.00	425.00	-575.00	57.50%
R74 - Sponsorships	5,000.00	5,000.00	0.00	0.00	-5,000.00	100.00%
<b>Revenue Total:</b>	<b>6,000.00</b>	<b>6,000.00</b>	<b>425.00</b>	<b>425.00</b>	<b>-5,575.00</b>	<b>92.92%</b>
<b>Expense</b>						
E10 - Building & Grounds Exp	19,556.00	19,556.00	3,708.10	4,385.47	15,170.53	77.57%
<b>Expense Total:</b>	<b>19,556.00</b>	<b>19,556.00</b>	<b>3,708.10</b>	<b>4,385.47</b>	<b>15,170.53</b>	<b>77.57%</b>
<b>Department: 0440 - Parks - Alcoa Surplus (Deficit):</b>	<b>-13,556.00</b>	<b>-13,556.00</b>	<b>-3,283.10</b>	<b>-3,960.47</b>	<b>9,595.53</b>	<b>70.78%</b>
<b>Department: 0450 - Parks - Ashley</b>						
<b>Revenue</b>						
R36 - Park Program Fees	5,000.00	5,000.00	300.00	300.00	-4,700.00	94.00%
<b>Revenue Total:</b>	<b>5,000.00</b>	<b>5,000.00</b>	<b>300.00</b>	<b>300.00</b>	<b>-4,700.00</b>	<b>94.00%</b>
<b>Expense</b>						
E10 - Building & Grounds Exp	13,000.00	13,000.00	0.00	0.00	13,000.00	100.00%

Budget Report

For Fiscal: 2023 Period Ending: 02/28/2023

Category	Original Total Budget	Current Total Budget	Period Activity	Fiscal Activity	Variance Favorable (Unfavorable)	Percent Remaining
<b>Expense Total:</b>	<b>13,000.00</b>	<b>13,000.00</b>	<b>0.00</b>	<b>0.00</b>	<b>13,000.00</b>	<b>100.00%</b>
<b>Department: 0450 - Parks - Ashley Surplus (Deficit):</b>	<b>-8,000.00</b>	<b>-8,000.00</b>	<b>300.00</b>	<b>300.00</b>	<b>8,300.00</b>	<b>103.75%</b>
<b>Department: 0500 - Fire</b>						
<b>Revenue</b>						
R15 - Taxes - Property	700.00	700.00	0.00	590.66	-109.34	15.62%
R33 - Rental Fees	18,000.00	18,000.00	1,540.00	3,080.00	-14,920.00	82.89%
R60 - Miscellaneous Revenue	250.00	250.00	636.42	882.86	632.86	253.14%
R62 - Intergovernmental Tsfrs	3,943,755.00	3,943,755.00	328,647.00	657,294.00	-3,286,461.00	83.33%
<b>Revenue Total:</b>	<b>3,962,705.00</b>	<b>3,962,705.00</b>	<b>330,823.42</b>	<b>661,847.52</b>	<b>-3,300,857.48</b>	<b>83.30%</b>
<b>Expense</b>						
E01 - Personnel Expense	4,322,385.52	4,323,085.52	298,215.31	692,615.60	3,630,469.92	83.98%
E10 - Building & Grounds Exp	176,237.96	198,137.96	11,798.77	20,540.14	177,597.82	89.63%
E20 - Vehicle Expense	119,000.00	117,810.97	8,939.11	34,382.88	83,428.09	70.82%
E30 - Supply Expense	75,600.00	187,220.00	4,952.84	5,442.42	181,777.58	97.09%
E40 - Operations Expense	14,000.00	14,000.00	0.00	0.00	14,000.00	100.00%
E55 - Professional Services	2,100.00	2,100.00	0.00	0.00	2,100.00	100.00%
E60 - Miscellaneous Expense	13,525.00	13,525.00	1,155.87	1,155.87	12,369.13	91.45%
E72 - Bond Expense	113,148.00	113,148.00	15,627.99	29,939.22	83,208.78	73.54%
E80 - Fixed Assets	8,600.00	13,040.20	714.36	5,917.78	7,122.42	54.62%
E85 - Interest Expense	51,080.00	51,080.00	57.15	109.91	50,970.09	99.78%
<b>Expense Total:</b>	<b>4,895,676.48</b>	<b>5,033,147.65</b>	<b>341,461.40</b>	<b>790,103.82</b>	<b>4,243,043.83</b>	<b>84.30%</b>
<b>Department: 0500 - Fire Surplus (Deficit):</b>	<b>-932,971.48</b>	<b>-1,070,442.65</b>	<b>-10,637.98</b>	<b>-128,256.30</b>	<b>942,186.35</b>	<b>88.02%</b>
<b>Department: 0510 - Fire - Springhill Vol</b>						
<b>Revenue</b>						
R15 - Taxes - Property	55,000.00	55,000.00	373.53	1,093.13	-53,906.87	98.01%
<b>Revenue Total:</b>	<b>55,000.00</b>	<b>55,000.00</b>	<b>373.53</b>	<b>1,093.13</b>	<b>-53,906.87</b>	<b>98.01%</b>
<b>Expense</b>						
E30 - Supply Expense	15,000.00	54,479.59	0.00	0.00	54,479.59	100.00%
<b>Expense Total:</b>	<b>15,000.00</b>	<b>54,479.59</b>	<b>0.00</b>	<b>0.00</b>	<b>54,479.59</b>	<b>100.00%</b>
<b>Department: 0510 - Fire - Springhill Vol Surplus (Deficit):</b>	<b>40,000.00</b>	<b>520.41</b>	<b>373.53</b>	<b>1,093.13</b>	<b>572.72</b>	<b>-110.05%</b>
<b>Department: 0600 - Police</b>						
<b>Revenue</b>						
R40 - Fines & Forfeitures	780.00	780.00	67.14	134.28	-645.72	82.78%
R60 - Miscellaneous Revenue	12,000.00	12,000.00	275.44	6,379.29	-5,620.71	46.84%
R62 - Intergovernmental Tsfrs	1,577,502.00	1,577,502.00	131,459.00	262,918.00	-1,314,584.00	83.33%
R66 - Sale of Equipment	25,000.00	25,000.00	0.00	0.00	-25,000.00	100.00%
R70 - Grant Revenue	33,700.00	33,700.00	2,669.12	2,669.12	-31,030.88	92.08%
<b>Revenue Total:</b>	<b>1,648,982.00</b>	<b>1,648,982.00</b>	<b>134,470.70</b>	<b>272,100.69</b>	<b>-1,376,881.31</b>	<b>83.50%</b>
<b>Expense</b>						
E01 - Personnel Expense	3,746,292.22	3,746,292.22	285,304.19	609,796.93	3,136,495.29	83.72%
E10 - Building & Grounds Exp	117,113.92	121,613.92	15,373.45	23,623.42	97,990.50	80.58%
E20 - Vehicle Expense	291,250.00	300,063.54	21,627.49	73,118.51	226,945.03	75.63%
E30 - Supply Expense	59,800.00	59,800.00	185.44	817.19	58,982.81	98.63%
E40 - Operations Expense	11,100.00	11,880.00	208.72	908.72	10,971.28	92.35%
E55 - Professional Services	7,500.00	7,500.00	173.70	204.12	7,295.88	97.28%
E60 - Miscellaneous Expense	85,325.00	85,325.00	1,496.31	1,496.31	83,828.69	98.25%
E70 - Grant Expense	31,200.00	31,200.00	530.72	2,577.10	28,622.90	91.74%
E72 - Bond Expense	828,881.63	926,293.34	45,675.08	91,263.77	835,029.57	90.15%
E80 - Fixed Assets	0.00	0.00	16,623.81	63,937.26	-63,937.26	0.00%
E85 - Interest Expense	95,872.22	98,663.51	3,315.35	6,717.09	91,946.42	93.19%
<b>Expense Total:</b>	<b>5,274,334.99</b>	<b>5,388,631.53</b>	<b>390,514.26</b>	<b>874,460.42</b>	<b>4,514,171.11</b>	<b>83.77%</b>
<b>Department: 0600 - Police Surplus (Deficit):</b>	<b>-3,625,352.99</b>	<b>-3,739,649.53</b>	<b>-256,043.56</b>	<b>-602,359.73</b>	<b>3,137,289.80</b>	<b>83.89%</b>



**Budget Report**

For Fiscal: 2023 Period Ending: 02/28/2023

Category	Original Total Budget	Current Total Budget	Period Activity	Fiscal Activity	Variance Favorable (Unfavorable)	Percent Remaining
<b>Department: 0610 - Police - Dispatch</b>						
<b>Revenue</b>						
R60 - Miscellaneous Revenue	238,000.00	238,000.00	0.00	0.00	-238,000.00	100.00%
<b>Revenue Total:</b>	<b>238,000.00</b>	<b>238,000.00</b>	<b>0.00</b>	<b>0.00</b>	<b>-238,000.00</b>	<b>100.00%</b>
<b>Expense</b>						
E01 - Personnel Expense	628,817.82	634,817.82	42,286.46	117,705.21	517,112.61	81.46%
E55 - Professional Services	1,950.00	1,950.00	0.00	0.00	1,950.00	100.00%
E64 - Reimbursement	67,640.00	67,640.00	770.56	770.56	66,869.44	98.86%
<b>Expense Total:</b>	<b>698,407.82</b>	<b>704,407.82</b>	<b>43,057.02</b>	<b>118,475.77</b>	<b>585,932.05</b>	<b>83.18%</b>
<b>Department: 0610 - Police - Dispatch Surplus (Deficit):</b>	<b>-460,407.82</b>	<b>-466,407.82</b>	<b>-43,057.02</b>	<b>-118,475.77</b>	<b>347,932.05</b>	<b>74.60%</b>
<b>Department: 0620 - Police - SRO</b>						
<b>Revenue</b>						
R64 - Reimbursement	293,000.00	293,000.00	0.00	0.00	-293,000.00	100.00%
<b>Revenue Total:</b>	<b>293,000.00</b>	<b>293,000.00</b>	<b>0.00</b>	<b>0.00</b>	<b>-293,000.00</b>	<b>100.00%</b>
<b>Expense</b>						
E01 - Personnel Expense	601,996.45	602,896.45	45,304.11	103,351.49	499,544.96	82.86%
E10 - Building & Grounds Exp	9,600.00	9,600.00	729.07	1,457.96	8,142.04	84.81%
E60 - Miscellaneous Expense	2,500.00	2,500.00	0.00	0.00	2,500.00	100.00%
<b>Expense Total:</b>	<b>614,096.45</b>	<b>614,996.45</b>	<b>46,033.18</b>	<b>104,809.45</b>	<b>510,187.00</b>	<b>82.96%</b>
<b>Department: 0620 - Police - SRO Surplus (Deficit):</b>	<b>-321,096.45</b>	<b>-321,996.45</b>	<b>-46,033.18</b>	<b>-104,809.45</b>	<b>217,187.00</b>	<b>67.45%</b>
<b>Department: 0630 - Police - K9</b>						
<b>Expense</b>						
E30 - Supply Expense	1,800.00	1,800.00	0.00	0.00	1,800.00	100.00%
E40 - Operations Expense	5,500.00	5,500.00	747.00	747.00	4,753.00	86.42%
E55 - Professional Services	3,000.00	3,000.00	0.00	233.50	2,766.50	92.22%
<b>Expense Total:</b>	<b>10,300.00</b>	<b>10,300.00</b>	<b>747.00</b>	<b>980.50</b>	<b>9,319.50</b>	<b>90.48%</b>
<b>Department: 0630 - Police - K9 Total:</b>	<b>10,300.00</b>	<b>10,300.00</b>	<b>747.00</b>	<b>980.50</b>	<b>9,319.50</b>	<b>90.48%</b>
<b>Fund: 001 - General Fund Surplus (Deficit):</b>	<b>160,002.44</b>	<b>-519,601.53</b>	<b>-20,913.61</b>	<b>-132,211.65</b>	<b>387,389.88</b>	<b>74.56%</b>
<b>Fund: 002 - Sales Tax Fund</b>						
<b>Department: 0100 - Administration</b>						
<b>Revenue</b>						
R10 - Taxes - Sales	6,310,008.00	6,310,008.00	603,488.65	1,121,140.25	-5,188,867.75	82.23%
<b>Revenue Total:</b>	<b>6,310,008.00</b>	<b>6,310,008.00</b>	<b>603,488.65</b>	<b>1,121,140.25</b>	<b>-5,188,867.75</b>	<b>82.23%</b>
<b>Expense</b>						
E62 - Intergovernmental Tsfr	6,310,008.00	6,310,008.00	525,834.00	1,051,668.00	5,258,340.00	83.33%
<b>Expense Total:</b>	<b>6,310,008.00</b>	<b>6,310,008.00</b>	<b>525,834.00</b>	<b>1,051,668.00</b>	<b>5,258,340.00</b>	<b>83.33%</b>
<b>Department: 0100 - Administration Surplus (Deficit):</b>	<b>0.00</b>	<b>0.00</b>	<b>77,654.65</b>	<b>69,472.25</b>	<b>69,472.25</b>	<b>0.00%</b>
<b>Fund: 002 - Sales Tax Fund Surplus (Deficit):</b>	<b>0.00</b>	<b>0.00</b>	<b>77,654.65</b>	<b>69,472.25</b>	<b>69,472.25</b>	<b>0.00%</b>
<b>Fund: 003 - Franchise Fees Fund</b>						
<b>Department: 0100 - Administration</b>						
<b>Revenue</b>						
R50 - Sale of Services	1,330,000.00	1,330,000.00	155,003.07	311,882.34	-1,018,117.66	76.55%
<b>Revenue Total:</b>	<b>1,330,000.00</b>	<b>1,330,000.00</b>	<b>155,003.07</b>	<b>311,882.34</b>	<b>-1,018,117.66</b>	<b>76.55%</b>
<b>Expense</b>						
E62 - Intergovernmental Tsfr	175,000.00	175,000.00	14,583.33	29,166.66	145,833.34	83.33%
<b>Expense Total:</b>	<b>175,000.00</b>	<b>175,000.00</b>	<b>14,583.33</b>	<b>29,166.66</b>	<b>145,833.34</b>	<b>83.33%</b>
<b>Department: 0100 - Administration Surplus (Deficit):</b>	<b>1,155,000.00</b>	<b>1,155,000.00</b>	<b>140,419.74</b>	<b>282,715.68</b>	<b>-872,284.32</b>	<b>75.52%</b>

**Budget Report**

For Fiscal: 2023 Period Ending: 02/28/2023

Category	Original Total Budget	Current Total Budget	Period Activity	Fiscal Activity	Variance Favorable (Unfavorable)	Percent Remaining
<b>Department: 0800 - Street</b>						
<b>Expense</b>						
E62 - Intergovernmental Tsfr	649,000.20	649,000.20	52,973.08	106,760.05	542,240.15	83.55%
<b>Expense Total:</b>	<b>649,000.20</b>	<b>649,000.20</b>	<b>52,973.08</b>	<b>106,760.05</b>	<b>542,240.15</b>	<b>83.55%</b>
<b>Department: 0800 - Street Total:</b>	<b>649,000.20</b>	<b>649,000.20</b>	<b>52,973.08</b>	<b>106,760.05</b>	<b>542,240.15</b>	<b>83.55%</b>
<b>Fund: 003 - Franchise Fees Fund Surplus (Deficit):</b>	<b>505,999.80</b>	<b>505,999.80</b>	<b>87,446.66</b>	<b>175,955.63</b>	<b>-330,044.17</b>	<b>65.23%</b>
<b>Fund: 005 - Designated Tax Fund</b>						
<b>Department: 0200 - Animal Control</b>						
<b>Revenue</b>						
R10 - Taxes - Sales	631,002.00	631,002.00	60,348.86	112,114.02	-518,887.98	82.23%
<b>Revenue Total:</b>	<b>631,002.00</b>	<b>631,002.00</b>	<b>60,348.86</b>	<b>112,114.02</b>	<b>-518,887.98</b>	<b>82.23%</b>
<b>Expense</b>						
E62 - Intergovernmental Tsfr	631,002.00	631,002.00	52,583.00	105,166.00	525,836.00	83.33%
<b>Expense Total:</b>	<b>631,002.00</b>	<b>631,002.00</b>	<b>52,583.00</b>	<b>105,166.00</b>	<b>525,836.00</b>	<b>83.33%</b>
<b>Department: 0200 - Animal Control Surplus (Deficit):</b>	<b>0.00</b>	<b>0.00</b>	<b>7,765.86</b>	<b>6,948.02</b>	<b>6,948.02</b>	<b>0.00%</b>
<b>Department: 0400 - Parks</b>						
<b>Revenue</b>						
R10 - Taxes - Sales	631,002.00	631,002.00	60,348.86	112,114.02	-518,887.98	82.23%
<b>Revenue Total:</b>	<b>631,002.00</b>	<b>631,002.00</b>	<b>60,348.86</b>	<b>112,114.02</b>	<b>-518,887.98</b>	<b>82.23%</b>
<b>Expense</b>						
E62 - Intergovernmental Tsfr	631,002.00	631,002.00	52,583.00	105,166.00	525,836.00	83.33%
<b>Expense Total:</b>	<b>631,002.00</b>	<b>631,002.00</b>	<b>52,583.00</b>	<b>105,166.00</b>	<b>525,836.00</b>	<b>83.33%</b>
<b>Department: 0400 - Parks Surplus (Deficit):</b>	<b>0.00</b>	<b>0.00</b>	<b>7,765.86</b>	<b>6,948.02</b>	<b>6,948.02</b>	<b>0.00%</b>
<b>Department: 0500 - Fire</b>						
<b>Revenue</b>						
R10 - Taxes - Sales	1,577,502.00	1,577,502.00	150,872.16	280,285.06	-1,297,216.94	82.23%
<b>Revenue Total:</b>	<b>1,577,502.00</b>	<b>1,577,502.00</b>	<b>150,872.16</b>	<b>280,285.06</b>	<b>-1,297,216.94</b>	<b>82.23%</b>
<b>Expense</b>						
E62 - Intergovernmental Tsfr	1,577,502.00	1,577,502.00	131,459.00	262,918.00	1,314,584.00	83.33%
<b>Expense Total:</b>	<b>1,577,502.00</b>	<b>1,577,502.00</b>	<b>131,459.00</b>	<b>262,918.00</b>	<b>1,314,584.00</b>	<b>83.33%</b>
<b>Department: 0500 - Fire Surplus (Deficit):</b>	<b>0.00</b>	<b>0.00</b>	<b>19,413.16</b>	<b>17,367.06</b>	<b>17,367.06</b>	<b>0.00%</b>
<b>Department: 0600 - Police</b>						
<b>Revenue</b>						
R10 - Taxes - Sales	1,577,502.00	1,577,502.00	150,872.16	280,285.06	-1,297,216.94	82.23%
<b>Revenue Total:</b>	<b>1,577,502.00</b>	<b>1,577,502.00</b>	<b>150,872.16</b>	<b>280,285.06</b>	<b>-1,297,216.94</b>	<b>82.23%</b>
<b>Expense</b>						
E62 - Intergovernmental Tsfr	1,577,502.00	1,577,502.00	131,459.00	262,918.00	1,314,584.00	83.33%
<b>Expense Total:</b>	<b>1,577,502.00</b>	<b>1,577,502.00</b>	<b>131,459.00</b>	<b>262,918.00</b>	<b>1,314,584.00</b>	<b>83.33%</b>
<b>Department: 0600 - Police Surplus (Deficit):</b>	<b>0.00</b>	<b>0.00</b>	<b>19,413.16</b>	<b>17,367.06</b>	<b>17,367.06</b>	<b>0.00%</b>
<b>Department: 0800 - Street</b>						
<b>Revenue</b>						
R10 - Taxes - Sales	1,893,000.00	1,893,000.00	181,046.61	336,342.09	-1,556,657.91	82.23%
<b>Revenue Total:</b>	<b>1,893,000.00</b>	<b>1,893,000.00</b>	<b>181,046.61</b>	<b>336,342.09</b>	<b>-1,556,657.91</b>	<b>82.23%</b>
<b>Expense</b>						
E62 - Intergovernmental Tsfr	1,893,000.00	1,893,000.00	157,750.00	315,500.00	1,577,500.00	83.33%
<b>Expense Total:</b>	<b>1,893,000.00</b>	<b>1,893,000.00</b>	<b>157,750.00</b>	<b>315,500.00</b>	<b>1,577,500.00</b>	<b>83.33%</b>
<b>Department: 0800 - Street Surplus (Deficit):</b>	<b>0.00</b>	<b>0.00</b>	<b>23,296.61</b>	<b>20,842.09</b>	<b>20,842.09</b>	<b>0.00%</b>
<b>Fund: 005 - Designated Tax Fund Surplus (Deficit):</b>	<b>0.00</b>	<b>0.00</b>	<b>77,654.65</b>	<b>69,472.25</b>	<b>69,472.25</b>	<b>0.00%</b>

**Budget Report**

For Fiscal: 2023 Period Ending: 02/28/2023

Category	Original Total Budget	Current Total Budget	Period Activity	Fiscal Activity	Variance Favorable (Unfavorable)	Percent Remaining
<b>Fund: 007 - Investment Account</b>						
<b>Department: 0100 - Administration</b>						
<b>Revenue</b>						
R85 - Interest Revenue	0.00	0.00	0.00	603.08	603.08	0.00%
<b>Revenue Total:</b>	<b>0.00</b>	<b>0.00</b>	<b>0.00</b>	<b>603.08</b>	<b>603.08</b>	<b>0.00%</b>
<b>Expense</b>						
E62 - Intergovernmental Tsfr	0.00	0.00	0.00	860,536.60	-860,536.60	0.00%
E85 - Interest Expense	0.00	0.00	0.00	-9,484.10	9,484.10	0.00%
<b>Expense Total:</b>	<b>0.00</b>	<b>0.00</b>	<b>0.00</b>	<b>851,052.50</b>	<b>-851,052.50</b>	<b>0.00%</b>
<b>Department: 0100 - Administration Surplus (Deficit):</b>	<b>0.00</b>	<b>0.00</b>	<b>0.00</b>	<b>-850,449.42</b>	<b>-850,449.42</b>	<b>0.00%</b>
<b>Fund: 007 - Investment Account Surplus (Deficit):</b>	<b>0.00</b>	<b>0.00</b>	<b>0.00</b>	<b>-850,449.42</b>	<b>-850,449.42</b>	<b>0.00%</b>
<b>Fund: 020 - Animal Control Donation</b>						
<b>Department: 0200 - Animal Control</b>						
<b>Revenue</b>						
R68 - Donation Revenue	2,500.00	2,500.00	0.00	0.00	-2,500.00	100.00%
<b>Revenue Total:</b>	<b>2,500.00</b>	<b>2,500.00</b>	<b>0.00</b>	<b>0.00</b>	<b>-2,500.00</b>	<b>100.00%</b>
<b>Expense</b>						
E55 - Professional Services	2,500.00	2,500.00	0.00	0.00	2,500.00	100.00%
<b>Expense Total:</b>	<b>2,500.00</b>	<b>2,500.00</b>	<b>0.00</b>	<b>0.00</b>	<b>2,500.00</b>	<b>100.00%</b>
<b>Department: 0200 - Animal Control Surplus (Deficit):</b>	<b>0.00</b>	<b>0.00</b>	<b>0.00</b>	<b>0.00</b>	<b>0.00</b>	<b>0.00%</b>
<b>Fund: 020 - Animal Control Donation Surplus (Deficit):</b>	<b>0.00</b>	<b>0.00</b>	<b>0.00</b>	<b>0.00</b>	<b>0.00</b>	<b>0.00%</b>
<b>Fund: 030 - Act 1256 of 1995 Court</b>						
<b>Department: 0300 - Court</b>						
<b>Revenue</b>						
R40 - Fines & Forfeitures	401,250.00	401,250.00	22,048.78	41,788.80	-359,461.20	89.59%
<b>Revenue Total:</b>	<b>401,250.00</b>	<b>401,250.00</b>	<b>22,048.78</b>	<b>41,788.80</b>	<b>-359,461.20</b>	<b>89.59%</b>
<b>Expense</b>						
E01 - Personnel Expense	5,200.00	5,200.00	394.84	789.68	4,410.32	84.81%
E40 - Operations Expense	396,050.00	396,050.00	21,621.00	40,966.18	355,083.82	89.66%
<b>Expense Total:</b>	<b>401,250.00</b>	<b>401,250.00</b>	<b>22,015.84</b>	<b>41,755.86</b>	<b>359,494.14</b>	<b>89.59%</b>
<b>Department: 0300 - Court Surplus (Deficit):</b>	<b>0.00</b>	<b>0.00</b>	<b>32.94</b>	<b>32.94</b>	<b>32.94</b>	<b>0.00%</b>
<b>Fund: 030 - Act 1256 of 1995 Court Surplus (Deficit):</b>	<b>0.00</b>	<b>0.00</b>	<b>32.94</b>	<b>32.94</b>	<b>32.94</b>	<b>0.00%</b>
<b>Fund: 031 - Act 1809 of 2001 Court Auto</b>						
<b>Department: 0300 - Court</b>						
<b>Revenue</b>						
R40 - Fines & Forfeitures	36,000.00	36,000.00	2,554.00	4,726.00	-31,274.00	86.87%
<b>Revenue Total:</b>	<b>36,000.00</b>	<b>36,000.00</b>	<b>2,554.00</b>	<b>4,726.00</b>	<b>-31,274.00</b>	<b>86.87%</b>
<b>Expense</b>						
E60 - Miscellaneous Expense	36,000.00	36,000.00	0.00	7,438.88	28,561.12	79.34%
<b>Expense Total:</b>	<b>36,000.00</b>	<b>36,000.00</b>	<b>0.00</b>	<b>7,438.88</b>	<b>28,561.12</b>	<b>79.34%</b>
<b>Department: 0300 - Court Surplus (Deficit):</b>	<b>0.00</b>	<b>0.00</b>	<b>2,554.00</b>	<b>-2,712.88</b>	<b>-2,712.88</b>	<b>0.00%</b>
<b>Fund: 031 - Act 1809 of 2001 Court Auto Surplus (Deficit):</b>	<b>0.00</b>	<b>0.00</b>	<b>2,554.00</b>	<b>-2,712.88</b>	<b>-2,712.88</b>	<b>0.00%</b>
<b>Fund: 045 - Park 1/8 SalesTax O &amp; M</b>						
<b>Department: 0400 - Parks</b>						
<b>Revenue</b>						
R10 - Taxes - Sales	788,751.00	788,751.00	75,436.08	140,142.53	-648,608.47	82.23%
<b>Revenue Total:</b>	<b>788,751.00</b>	<b>788,751.00</b>	<b>75,436.08</b>	<b>140,142.53</b>	<b>-648,608.47</b>	<b>82.23%</b>
<b>Expense</b>						
E62 - Intergovernmental Tsfr	788,751.00	788,751.00	65,729.00	131,458.00	657,293.00	83.33%
<b>Expense Total:</b>	<b>788,751.00</b>	<b>788,751.00</b>	<b>65,729.00</b>	<b>131,458.00</b>	<b>657,293.00</b>	<b>83.33%</b>
<b>Department: 0400 - Parks Surplus (Deficit):</b>	<b>0.00</b>	<b>0.00</b>	<b>9,707.08</b>	<b>8,684.53</b>	<b>8,684.53</b>	<b>0.00%</b>
<b>Fund: 045 - Park 1/8 SalesTax O &amp; M Surplus (Deficit):</b>	<b>0.00</b>	<b>0.00</b>	<b>9,707.08</b>	<b>8,684.53</b>	<b>8,684.53</b>	<b>0.00%</b>



**Budget Report**

For Fiscal: 2023 Period Ending: 02/28/2023

Category	Original Total Budget	Current Total Budget	Period Activity	Fiscal Activity	Variance Favorable (Unfavorable)	Percent Remaining
<b>Fund: 051 - Act 833 of 1991 Fire</b>						
<b>Department: 0500 - Fire</b>						
<b>Revenue</b>						
R15 - Taxes - Property	20,000.00	20,000.00	0.00	0.00	-20,000.00	100.00%
<b>Revenue Total:</b>	<b>20,000.00</b>	<b>20,000.00</b>	<b>0.00</b>	<b>0.00</b>	<b>-20,000.00</b>	<b>100.00%</b>
<b>Expense</b>						
E40 - Operations Expense	20,000.00	56,702.05	659.25	659.25	56,042.80	98.84%
<b>Expense Total:</b>	<b>20,000.00</b>	<b>56,702.05</b>	<b>659.25</b>	<b>659.25</b>	<b>56,042.80</b>	<b>98.84%</b>
<b>Department: 0500 - Fire Surplus (Deficit):</b>	<b>0.00</b>	<b>-36,702.05</b>	<b>-659.25</b>	<b>-659.25</b>	<b>36,042.80</b>	<b>98.20%</b>
<b>Fund: 051 - Act 833 of 1991 Fire Surplus (Deficit):</b>	<b>0.00</b>	<b>-36,702.05</b>	<b>-659.25</b>	<b>-659.25</b>	<b>36,042.80</b>	<b>98.20%</b>
<b>Fund: 055 - Fire 3/8 SalesTax</b>						
<b>Department: 0500 - Fire</b>						
<b>Revenue</b>						
R10 - Taxes - Sales	2,366,253.00	2,366,253.00	226,308.24	420,427.58	-1,945,825.42	82.23%
<b>Revenue Total:</b>	<b>2,366,253.00</b>	<b>2,366,253.00</b>	<b>226,308.24</b>	<b>420,427.58</b>	<b>-1,945,825.42</b>	<b>82.23%</b>
<b>Expense</b>						
E62 - Intergovernmental Tsfr	2,366,253.00	2,366,253.00	197,188.00	394,376.00	1,971,877.00	83.33%
<b>Expense Total:</b>	<b>2,366,253.00</b>	<b>2,366,253.00</b>	<b>197,188.00</b>	<b>394,376.00</b>	<b>1,971,877.00</b>	<b>83.33%</b>
<b>Department: 0500 - Fire Surplus (Deficit):</b>	<b>0.00</b>	<b>0.00</b>	<b>29,120.24</b>	<b>26,051.58</b>	<b>26,051.58</b>	<b>0.00%</b>
<b>Fund: 055 - Fire 3/8 SalesTax Surplus (Deficit):</b>	<b>0.00</b>	<b>0.00</b>	<b>29,120.24</b>	<b>26,051.58</b>	<b>26,051.58</b>	<b>0.00%</b>
<b>Fund: 061 - Act 918 of 1983 Police</b>						
<b>Department: 0600 - Police</b>						
<b>Revenue</b>						
R40 - Fines & Forfeitures	15,000.00	15,000.00	1,342.64	2,685.28	-12,314.72	82.10%
<b>Revenue Total:</b>	<b>15,000.00</b>	<b>15,000.00</b>	<b>1,342.64</b>	<b>2,685.28</b>	<b>-12,314.72</b>	<b>82.10%</b>
<b>Expense</b>						
E60 - Miscellaneous Expense	15,000.00	15,000.00	0.00	0.00	15,000.00	100.00%
<b>Expense Total:</b>	<b>15,000.00</b>	<b>15,000.00</b>	<b>0.00</b>	<b>0.00</b>	<b>15,000.00</b>	<b>100.00%</b>
<b>Department: 0600 - Police Surplus (Deficit):</b>	<b>0.00</b>	<b>0.00</b>	<b>1,342.64</b>	<b>2,685.28</b>	<b>2,685.28</b>	<b>0.00%</b>
<b>Fund: 061 - Act 918 of 1983 Police Surplus (Deficit):</b>	<b>0.00</b>	<b>0.00</b>	<b>1,342.64</b>	<b>2,685.28</b>	<b>2,685.28</b>	<b>0.00%</b>
<b>Fund: 062 - Act 988 of 1991 Emerg Veh</b>						
<b>Department: 0600 - Police</b>						
<b>Revenue</b>						
R40 - Fines & Forfeitures	12,000.00	12,000.00	195.00	195.00	-11,805.00	98.38%
<b>Revenue Total:</b>	<b>12,000.00</b>	<b>12,000.00</b>	<b>195.00</b>	<b>195.00</b>	<b>-11,805.00</b>	<b>98.38%</b>
<b>Expense</b>						
E40 - Operations Expense	12,000.00	12,000.00	0.00	0.00	12,000.00	100.00%
<b>Expense Total:</b>	<b>12,000.00</b>	<b>12,000.00</b>	<b>0.00</b>	<b>0.00</b>	<b>12,000.00</b>	<b>100.00%</b>
<b>Department: 0600 - Police Surplus (Deficit):</b>	<b>0.00</b>	<b>0.00</b>	<b>195.00</b>	<b>195.00</b>	<b>195.00</b>	<b>0.00%</b>
<b>Fund: 062 - Act 988 of 1991 Emerg Veh Surplus (Deficit):</b>	<b>0.00</b>	<b>0.00</b>	<b>195.00</b>	<b>195.00</b>	<b>195.00</b>	<b>0.00%</b>
<b>Fund: 066 - Federal Drug Control</b>						
<b>Department: 0600 - Police</b>						
<b>Revenue</b>						
R85 - Interest Revenue	0.00	0.00	0.22	0.48	0.48	0.00%
<b>Revenue Total:</b>	<b>0.00</b>	<b>0.00</b>	<b>0.22</b>	<b>0.48</b>	<b>0.48</b>	<b>0.00%</b>
<b>Department: 0600 - Police Total:</b>	<b>0.00</b>	<b>0.00</b>	<b>0.22</b>	<b>0.48</b>	<b>0.48</b>	<b>0.00%</b>
<b>Fund: 066 - Federal Drug Control Total:</b>	<b>0.00</b>	<b>0.00</b>	<b>0.22</b>	<b>0.48</b>	<b>0.48</b>	<b>0.00%</b>
<b>Fund: 068 - State Drug Control</b>						
<b>Department: 0600 - Police</b>						
<b>Revenue</b>						
R40 - Fines & Forfeitures	2,500.00	2,500.00	0.00	0.00	-2,500.00	100.00%

**Budget Report**

For Fiscal: 2023 Period Ending: 02/28/2023

Category	Original Total Budget	Current Total Budget	Period Activity	Fiscal Activity	Variance Favorable (Unfavorable)	Percent Remaining
R85 - Interest Revenue	0.00	0.00	0.18	0.38	0.38	0.00%
<b>Revenue Total:</b>	<b>2,500.00</b>	<b>2,500.00</b>	<b>0.18</b>	<b>0.38</b>	<b>-2,499.62</b>	<b>99.98%</b>
<b>Expense</b>						
E60 - Miscellaneous Expense	2,500.00	2,500.00	0.00	0.00	2,500.00	100.00%
<b>Expense Total:</b>	<b>2,500.00</b>	<b>2,500.00</b>	<b>0.00</b>	<b>0.00</b>	<b>2,500.00</b>	<b>100.00%</b>
<b>Department: 0600 - Police Surplus (Deficit):</b>	<b>0.00</b>	<b>0.00</b>	<b>0.18</b>	<b>0.38</b>	<b>0.38</b>	<b>0.00%</b>
<b>Fund: 068 - State Drug Control Surplus (Deficit):</b>	<b>0.00</b>	<b>0.00</b>	<b>0.18</b>	<b>0.38</b>	<b>0.38</b>	<b>0.00%</b>
<b>Fund: 080 - Street Fund</b>						
<b>Department: 0140 - Stormwater</b>						
<b>Expense</b>						
E01 - Personnel Expense	408,929.87	409,029.87	27,534.83	53,905.61	355,124.26	86.82%
E10 - Building & Grounds Exp	3,024.00	3,024.00	291.37	582.68	2,441.32	80.73%
E20 - Vehicle Expense	21,200.00	35,034.56	546.47	1,703.74	33,330.82	95.14%
E30 - Supply Expense	12,700.00	25,400.00	0.00	1,385.59	24,014.41	94.54%
E40 - Operations Expense	6,200.00	6,200.00	900.00	900.00	5,300.00	85.48%
E55 - Professional Services	100,250.00	150,760.00	0.00	4,585.22	146,174.78	96.96%
E80 - Fixed Assets	62,000.00	62,000.00	0.00	0.00	62,000.00	100.00%
<b>Expense Total:</b>	<b>614,303.87</b>	<b>691,448.43</b>	<b>29,272.67</b>	<b>63,062.84</b>	<b>628,385.59</b>	<b>90.88%</b>
<b>Department: 0140 - Stormwater Total:</b>	<b>614,303.87</b>	<b>691,448.43</b>	<b>29,272.67</b>	<b>63,062.84</b>	<b>628,385.59</b>	<b>90.88%</b>
<b>Department: 0800 - Street</b>						
<b>Revenue</b>						
R10 - Taxes - Sales	456,000.00	456,000.00	54,043.99	107,046.47	-348,953.53	76.52%
R15 - Taxes - Property	1,368,000.00	1,368,000.00	109,489.15	236,611.15	-1,131,388.85	82.70%
R60 - Miscellaneous Revenue	1,000.00	1,000.00	2,054.48	2,054.48	1,054.48	105.45%
R62 - Intergovernmental Tsfrs	1,893,000.00	1,893,000.00	157,750.00	315,500.00	-1,577,500.00	83.33%
R64 - Reimbursement	425,000.00	425,000.00	0.00	0.00	-425,000.00	100.00%
R85 - Interest Revenue	775.00	775.00	0.00	0.00	-775.00	100.00%
<b>Revenue Total:</b>	<b>4,143,775.00</b>	<b>4,143,775.00</b>	<b>323,337.62</b>	<b>661,212.10</b>	<b>-3,482,562.90</b>	<b>84.04%</b>
<b>Expense</b>						
E01 - Personnel Expense	1,527,035.88	1,531,035.88	87,673.87	194,573.68	1,336,462.20	87.29%
E10 - Building & Grounds Exp	104,704.96	104,704.96	8,871.13	16,199.49	88,505.47	84.53%
E20 - Vehicle Expense	218,500.00	223,822.50	17,330.15	49,182.24	174,640.26	78.03%
E30 - Supply Expense	388,952.16	391,976.90	30,043.51	50,016.01	341,960.89	87.24%
E40 - Operations Expense	294,283.00	292,100.00	4,718.34	8,801.10	283,298.90	96.99%
E55 - Professional Services	328,500.04	362,290.04	3,679.82	8,672.80	353,617.24	97.61%
E60 - Miscellaneous Expense	53,965.00	53,965.00	3,920.81	4,068.55	49,896.45	92.46%
E80 - Fixed Assets	1,088,000.00	2,282,764.24	180,797.60	193,396.10	2,089,368.14	91.53%
E90 - Construction Projects	600,000.00	886,285.96	276,109.03	276,109.03	610,176.93	68.85%
<b>Expense Total:</b>	<b>4,603,941.04</b>	<b>6,128,945.48</b>	<b>613,144.26</b>	<b>801,019.00</b>	<b>5,327,926.48</b>	<b>86.93%</b>
<b>Department: 0800 - Street Surplus (Deficit):</b>	<b>-460,166.04</b>	<b>-1,985,170.48</b>	<b>-289,806.64</b>	<b>-139,806.90</b>	<b>1,845,363.58</b>	<b>92.96%</b>
<b>Fund: 080 - Street Fund Surplus (Deficit):</b>	<b>-1,074,469.91</b>	<b>-2,676,618.91</b>	<b>-319,079.31</b>	<b>-202,869.74</b>	<b>2,473,749.17</b>	<b>92.42%</b>
<b>Fund: 110 - Special Redemp - 2016 Bond</b>						
<b>Department: 0100 - Administration</b>						
<b>Revenue</b>						
R62 - Intergovernmental Tsfrs	0.00	0.00	2,606.33	5,067.68	5,067.68	0.00%
R85 - Interest Revenue	0.00	0.00	59.68	107.92	107.92	0.00%
<b>Revenue Total:</b>	<b>0.00</b>	<b>0.00</b>	<b>2,666.01</b>	<b>5,175.60</b>	<b>5,175.60</b>	<b>0.00%</b>
<b>Department: 0100 - Administration Total:</b>	<b>0.00</b>	<b>0.00</b>	<b>2,666.01</b>	<b>5,175.60</b>	<b>5,175.60</b>	<b>0.00%</b>
<b>Fund: 110 - Special Redemp - 2016 Bond Total:</b>	<b>0.00</b>	<b>0.00</b>	<b>2,666.01</b>	<b>5,175.60</b>	<b>5,175.60</b>	<b>0.00%</b>
<b>Fund: 113 - Debt Service Reserve Fund</b>						
<b>Department: 0100 - Administration</b>						
<b>Revenue</b>						
R85 - Interest Revenue	0.00	0.00	2,606.33	5,067.68	5,067.68	0.00%
<b>Revenue Total:</b>	<b>0.00</b>	<b>0.00</b>	<b>2,606.33</b>	<b>5,067.68</b>	<b>5,067.68</b>	<b>0.00%</b>

Budget Report

For Fiscal: 2023 Period Ending: 02/28/2023

Category	Original Total Budget	Current Total Budget	Period Activity	Fiscal Activity	Variance Favorable (Unfavorable)	Percent Remaining
<b>Expense</b>						
E62 - Intergovernmental Tsfr	0.00	0.00	2,606.33	5,067.68	-5,067.68	0.00%
<b>Expense Total:</b>	<b>0.00</b>	<b>0.00</b>	<b>2,606.33</b>	<b>5,067.68</b>	<b>-5,067.68</b>	<b>0.00%</b>
<b>Department: 0100 - Administration Surplus (Deficit):</b>	<b>0.00</b>	<b>0.00</b>	<b>0.00</b>	<b>0.00</b>	<b>0.00</b>	<b>0.00%</b>
<b>Fund: 113 - Debt Service Reserve Fund Surplus (Deficit):</b>	<b>0.00</b>	<b>0.00</b>	<b>0.00</b>	<b>0.00</b>	<b>0.00</b>	<b>0.00%</b>
<b>Fund: 114 - 2016 Bond Fund</b>						
<b>Department: 0100 - Administration</b>						
<b>Revenue</b>						
R10 - Taxes - Sales	0.00	0.00	301,744.33	560,570.13	560,570.13	0.00%
<b>Revenue Total:</b>	<b>0.00</b>	<b>0.00</b>	<b>301,744.33</b>	<b>560,570.13</b>	<b>560,570.13</b>	<b>0.00%</b>
<b>Department: 0100 - Administration Total:</b>	<b>0.00</b>	<b>0.00</b>	<b>301,744.33</b>	<b>560,570.13</b>	<b>560,570.13</b>	<b>0.00%</b>
<b>Department: 0400 - Parks</b>						
<b>Revenue</b>						
R85 - Interest Revenue	0.00	0.00	3,207.71	5,470.78	5,470.78	0.00%
<b>Revenue Total:</b>	<b>0.00</b>	<b>0.00</b>	<b>3,207.71</b>	<b>5,470.78</b>	<b>5,470.78</b>	<b>0.00%</b>
<b>Department: 0400 - Parks Total:</b>	<b>0.00</b>	<b>0.00</b>	<b>3,207.71</b>	<b>5,470.78</b>	<b>5,470.78</b>	<b>0.00%</b>
<b>Fund: 114 - 2016 Bond Fund Total:</b>	<b>0.00</b>	<b>0.00</b>	<b>304,952.04</b>	<b>566,040.91</b>	<b>566,040.91</b>	<b>0.00%</b>
<b>Fund: 185 - Street Bond 2016 DS</b>						
<b>Department: 0800 - Street</b>						
<b>Revenue</b>						
R62 - Intergovernmental Tsfrs	0.00	0.00	55,078.37	108,865.34	108,865.34	0.00%
R85 - Interest Revenue	0.00	0.00	1,436.07	2,692.84	2,692.84	0.00%
<b>Revenue Total:</b>	<b>0.00</b>	<b>0.00</b>	<b>56,514.44</b>	<b>111,558.18</b>	<b>111,558.18</b>	<b>0.00%</b>
<b>Expense</b>						
E72 - Bond Expense	0.00	0.00	507,305.21	507,388.54	-507,388.54	0.00%
<b>Expense Total:</b>	<b>0.00</b>	<b>0.00</b>	<b>507,305.21</b>	<b>507,388.54</b>	<b>-507,388.54</b>	<b>0.00%</b>
<b>Department: 0800 - Street Surplus (Deficit):</b>	<b>0.00</b>	<b>0.00</b>	<b>-450,790.77</b>	<b>-395,830.36</b>	<b>-395,830.36</b>	<b>0.00%</b>
<b>Fund: 185 - Street Bond 2016 DS Surplus (Deficit):</b>	<b>0.00</b>	<b>0.00</b>	<b>-450,790.77</b>	<b>-395,830.36</b>	<b>-395,830.36</b>	<b>0.00%</b>
<b>Fund: 186 - Street Bond 2016 DSR</b>						
<b>Department: 0800 - Street</b>						
<b>Revenue</b>						
R85 - Interest Revenue	0.00	0.00	1,105.63	2,105.29	2,105.29	0.00%
<b>Revenue Total:</b>	<b>0.00</b>	<b>0.00</b>	<b>1,105.63</b>	<b>2,105.29</b>	<b>2,105.29</b>	<b>0.00%</b>
<b>Expense</b>						
E62 - Intergovernmental Tsfr	0.00	0.00	2,105.29	2,105.29	-2,105.29	0.00%
<b>Expense Total:</b>	<b>0.00</b>	<b>0.00</b>	<b>2,105.29</b>	<b>2,105.29</b>	<b>-2,105.29</b>	<b>0.00%</b>
<b>Department: 0800 - Street Surplus (Deficit):</b>	<b>0.00</b>	<b>0.00</b>	<b>-999.66</b>	<b>0.00</b>	<b>0.00</b>	<b>0.00%</b>
<b>Fund: 186 - Street Bond 2016 DSR Surplus (Deficit):</b>	<b>0.00</b>	<b>0.00</b>	<b>-999.66</b>	<b>0.00</b>	<b>0.00</b>	<b>0.00%</b>
<b>Fund: 187 - 2016 Street Construction Fund</b>						
<b>Department: 0800 - Street</b>						
<b>Revenue</b>						
R85 - Interest Revenue	0.00	0.00	8,621.30	17,427.49	17,427.49	0.00%
<b>Revenue Total:</b>	<b>0.00</b>	<b>0.00</b>	<b>8,621.30</b>	<b>17,427.49</b>	<b>17,427.49</b>	<b>0.00%</b>
<b>Expense</b>						
E90 - Construction Projects	0.00	0.00	451,736.68	588,171.05	-588,171.05	0.00%
<b>Expense Total:</b>	<b>0.00</b>	<b>0.00</b>	<b>451,736.68</b>	<b>588,171.05</b>	<b>-588,171.05</b>	<b>0.00%</b>
<b>Department: 0800 - Street Surplus (Deficit):</b>	<b>0.00</b>	<b>0.00</b>	<b>-443,115.38</b>	<b>-570,743.56</b>	<b>-570,743.56</b>	<b>0.00%</b>
<b>Fund: 187 - 2016 Street Construction Fund Surplus (Deficit):</b>	<b>0.00</b>	<b>0.00</b>	<b>-443,115.38</b>	<b>-570,743.56</b>	<b>-570,743.56</b>	<b>0.00%</b>
<b>Fund: 500 - Water Fund</b>						
<b>Department: 0140 - Stormwater</b>						
<b>Revenue</b>						
R50 - Sale of Services	308,000.00	308,000.00	25,658.00	51,590.00	-256,410.00	83.25%



**Budget Report**

For Fiscal: 2023 Period Ending: 02/28/2023

Category	Original Total Budget	Current Total Budget	Period Activity	Fiscal Activity	Variance Favorable (Unfavorable)	Percent Remaining
<b>Revenue Total:</b>	<b>308,000.00</b>	<b>308,000.00</b>	<b>25,658.00</b>	<b>51,590.00</b>	<b>-256,410.00</b>	<b>83.25%</b>
<b>Expense</b>						
E62 - Intergovernmental Tsfr	308,000.00	308,000.00	0.00	0.00	308,000.00	100.00%
<b>Expense Total:</b>	<b>308,000.00</b>	<b>308,000.00</b>	<b>0.00</b>	<b>0.00</b>	<b>308,000.00</b>	<b>100.00%</b>
<b>Department: 0140 - Stormwater Surplus (Deficit):</b>	<b>0.00</b>	<b>0.00</b>	<b>25,658.00</b>	<b>51,590.00</b>	<b>51,590.00</b>	<b>0.00%</b>
<b>Department: 0900 - Water</b>						
<b>Revenue</b>						
R50 - Sale of Services	5,121,722.00	5,121,722.00	358,500.47	736,986.59	-4,384,735.41	85.61%
R60 - Miscellaneous Revenue	35,000.00	35,000.00	3.58	127.58	-34,872.42	99.64%
R62 - Intergovernmental Tsfrs	0.00	0.00	3,598.00	14,270.00	14,270.00	0.00%
<b>Revenue Total:</b>	<b>5,156,722.00</b>	<b>5,156,722.00</b>	<b>362,102.05</b>	<b>751,384.17</b>	<b>-4,405,337.83</b>	<b>85.43%</b>
<b>Expense</b>						
E01 - Personnel Expense	1,374,320.65	1,389,392.65	93,882.34	188,791.33	1,200,601.32	86.41%
E10 - Building & Grounds Exp	115,300.00	115,300.00	3,424.06	6,424.29	108,875.71	94.43%
E20 - Vehicle Expense	104,100.00	104,600.00	7,879.64	19,739.50	84,860.50	81.13%
E30 - Supply Expense	1,376,400.00	1,376,400.00	218,720.62	225,271.44	1,151,128.56	83.63%
E40 - Operations Expense	467,543.00	465,360.00	43,749.13	81,226.98	384,133.02	82.55%
E55 - Professional Services	84,800.00	84,800.00	3,659.42	3,659.42	81,140.58	95.68%
E60 - Miscellaneous Expense	62,610.00	61,610.00	7,070.49	7,213.65	54,396.35	88.29%
E62 - Intergovernmental Tsfr	35,000.00	35,000.00	32,883.43	32,883.43	2,116.57	6.05%
E72 - Bond Expense	31,983.96	31,983.96	3,558.52	7,117.04	24,866.92	77.75%
E80 - Fixed Assets	650,000.00	4,035,695.03	1,210,145.70	1,210,145.70	2,825,549.33	70.01%
E85 - Interest Expense	87,589.00	87,589.00	6,368.94	12,737.88	74,851.12	85.46%
<b>Expense Total:</b>	<b>4,389,646.61</b>	<b>7,787,730.64</b>	<b>1,631,342.29</b>	<b>1,795,210.66</b>	<b>5,992,519.98</b>	<b>76.95%</b>
<b>Department: 0900 - Water Surplus (Deficit):</b>	<b>767,075.39</b>	<b>-2,631,008.64</b>	<b>-1,269,240.24</b>	<b>-1,043,826.49</b>	<b>1,587,182.15</b>	<b>60.33%</b>
<b>Department: 0950 - Wastewater</b>						
<b>Revenue</b>						
R50 - Sale of Services	5,577,537.00	5,577,537.00	477,792.69	928,369.68	-4,649,167.32	83.36%
R60 - Miscellaneous Revenue	50,100.00	50,100.00	2,000.00	7,000.00	-43,100.00	86.03%
<b>Revenue Total:</b>	<b>5,627,637.00</b>	<b>5,627,637.00</b>	<b>479,792.69</b>	<b>935,369.68</b>	<b>-4,692,267.32</b>	<b>83.38%</b>
<b>Expense</b>						
E62 - Intergovernmental Tsfr	4,114,000.00	4,114,000.00	882,043.54	882,043.54	3,231,956.46	78.56%
<b>Expense Total:</b>	<b>4,114,000.00</b>	<b>4,114,000.00</b>	<b>882,043.54</b>	<b>882,043.54</b>	<b>3,231,956.46</b>	<b>78.56%</b>
<b>Department: 0950 - Wastewater Surplus (Deficit):</b>	<b>1,513,637.00</b>	<b>1,513,637.00</b>	<b>-402,250.85</b>	<b>53,326.14</b>	<b>-1,460,310.86</b>	<b>96.48%</b>
<b>Fund: 500 - Water Fund Surplus (Deficit):</b>	<b>2,280,712.39</b>	<b>-1,117,371.64</b>	<b>-1,645,833.09</b>	<b>-938,910.35</b>	<b>178,461.29</b>	<b>15.97%</b>
<b>Fund: 510 - Wastewater Fund</b>						
<b>Department: 0900 - Water</b>						
<b>Expense</b>						
E60 - Miscellaneous Expense	0.00	0.00	65.90	65.90	-65.90	0.00%
<b>Expense Total:</b>	<b>0.00</b>	<b>0.00</b>	<b>65.90</b>	<b>65.90</b>	<b>-65.90</b>	<b>0.00%</b>
<b>Department: 0900 - Water Total:</b>	<b>0.00</b>	<b>0.00</b>	<b>65.90</b>	<b>65.90</b>	<b>-65.90</b>	<b>0.00%</b>
<b>Department: 0950 - Wastewater</b>						
<b>Revenue</b>						
R62 - Intergovernmental Tsfrs	4,064,000.00	4,064,000.00	882,043.54	882,043.54	-3,181,956.46	78.30%
<b>Revenue Total:</b>	<b>4,064,000.00</b>	<b>4,064,000.00</b>	<b>882,043.54</b>	<b>882,043.54</b>	<b>-3,181,956.46</b>	<b>78.30%</b>
<b>Expense</b>						
E01 - Personnel Expense	2,045,541.24	2,047,541.24	156,131.18	318,866.78	1,728,674.46	84.43%
E10 - Building & Grounds Exp	617,768.00	617,768.00	66,069.63	123,691.48	494,076.52	79.98%
E20 - Vehicle Expense	162,300.00	166,820.07	6,898.27	34,430.98	132,389.09	79.36%
E30 - Supply Expense	483,200.00	483,200.00	74,302.33	87,197.17	396,002.83	81.95%
E40 - Operations Expense	57,963.00	55,780.00	7,620.69	7,775.69	48,004.31	86.06%
E55 - Professional Services	109,600.00	109,600.00	6,939.64	7,588.06	102,011.94	93.08%
E60 - Miscellaneous Expense	74,240.00	74,240.00	5,139.41	5,245.57	68,994.43	92.93%
E62 - Intergovernmental Tsfr	120,000.00	120,000.00	46,423.34	46,423.34	73,576.66	61.31%

Budget Report

For Fiscal: 2023 Period Ending: 02/28/2023

Category	Original Total Budget	Current Total Budget	Period Activity	Fiscal Activity	Variance	
					Favorable (Unfavorable)	Percent Remaining
E72 - Bond Expense	172,838.47	172,838.47	4,792.88	9,585.76	163,252.71	94.45%
E80 - Fixed Assets	2,922,000.00	3,961,035.58	68,090.98	70,680.77	3,890,354.81	98.22%
E85 - Interest Expense	87,589.00	87,589.00	7,294.72	14,589.44	72,999.56	83.34%
<b>Expense Total:</b>	<b>6,853,039.71</b>	<b>7,896,412.36</b>	<b>449,703.07</b>	<b>726,075.04</b>	<b>7,170,337.32</b>	<b>90.81%</b>
<b>Department: 0950 - Wastewater Surplus (Deficit):</b>	<b>-2,789,039.71</b>	<b>-3,832,412.36</b>	<b>432,340.47</b>	<b>155,968.50</b>	<b>3,988,380.86</b>	<b>104.07%</b>
<b>Fund: 510 - Wastewater Fund Surplus (Deficit):</b>	<b>-2,789,039.71</b>	<b>-3,832,412.36</b>	<b>432,274.57</b>	<b>155,902.60</b>	<b>3,988,314.96</b>	<b>104.07%</b>
<b>Fund: 515 - Stormwater Utility Fund</b>						
<b>Department: 0140 - Stormwater</b>						
<b>Revenue</b>						
R60 - Miscellaneous Revenue	0.00	0.00	0.00	860,536.60	860,536.60	0.00%
<b>Revenue Total:</b>	<b>0.00</b>	<b>0.00</b>	<b>0.00</b>	<b>860,536.60</b>	<b>860,536.60</b>	<b>0.00%</b>
<b>Expense</b>						
E80 - Fixed Assets	0.00	2,438,322.25	643,879.15	643,879.15	1,794,443.10	73.59%
<b>Expense Total:</b>	<b>0.00</b>	<b>2,438,322.25</b>	<b>643,879.15</b>	<b>643,879.15</b>	<b>1,794,443.10</b>	<b>73.59%</b>
<b>Department: 0140 - Stormwater Surplus (Deficit):</b>	<b>0.00</b>	<b>-2,438,322.25</b>	<b>-643,879.15</b>	<b>216,657.45</b>	<b>2,654,979.70</b>	<b>108.89%</b>
<b>Fund: 515 - Stormwater Utility Fund Surplus (Deficit):</b>	<b>0.00</b>	<b>-2,438,322.25</b>	<b>-643,879.15</b>	<b>216,657.45</b>	<b>2,654,979.70</b>	<b>108.89%</b>
<b>Fund: 525 - Depreciation - WW</b>						
<b>Department: 0950 - Wastewater</b>						
<b>Revenue</b>						
R62 - Intergovernmental Tsfrs	217,000.00	217,000.00	79,306.77	79,306.77	-137,693.23	63.45%
<b>Revenue Total:</b>	<b>217,000.00</b>	<b>217,000.00</b>	<b>79,306.77</b>	<b>79,306.77</b>	<b>-137,693.23</b>	<b>63.45%</b>
<b>Department: 0950 - Wastewater Total:</b>	<b>217,000.00</b>	<b>217,000.00</b>	<b>79,306.77</b>	<b>79,306.77</b>	<b>-137,693.23</b>	<b>63.45%</b>
<b>Fund: 525 - Depreciation - WW Total:</b>	<b>217,000.00</b>	<b>217,000.00</b>	<b>79,306.77</b>	<b>79,306.77</b>	<b>-137,693.23</b>	<b>63.45%</b>
<b>Fund: 550 - Impact - Water</b>						
<b>Department: 0900 - Water</b>						
<b>Revenue</b>						
R62 - Intergovernmental Tsfrs	35,000.00	35,000.00	0.00	0.00	-35,000.00	100.00%
<b>Revenue Total:</b>	<b>35,000.00</b>	<b>35,000.00</b>	<b>0.00</b>	<b>0.00</b>	<b>-35,000.00</b>	<b>100.00%</b>
<b>Department: 0900 - Water Total:</b>	<b>35,000.00</b>	<b>35,000.00</b>	<b>0.00</b>	<b>0.00</b>	<b>-35,000.00</b>	<b>100.00%</b>
<b>Fund: 550 - Impact - Water Total:</b>	<b>35,000.00</b>	<b>35,000.00</b>	<b>0.00</b>	<b>0.00</b>	<b>-35,000.00</b>	<b>100.00%</b>
<b>Fund: 555 - Impact - WW</b>						
<b>Department: 0950 - Wastewater</b>						
<b>Revenue</b>						
R62 - Intergovernmental Tsfrs	50,000.00	50,000.00	0.00	0.00	-50,000.00	100.00%
<b>Revenue Total:</b>	<b>50,000.00</b>	<b>50,000.00</b>	<b>0.00</b>	<b>0.00</b>	<b>-50,000.00</b>	<b>100.00%</b>
<b>Department: 0950 - Wastewater Total:</b>	<b>50,000.00</b>	<b>50,000.00</b>	<b>0.00</b>	<b>0.00</b>	<b>-50,000.00</b>	<b>100.00%</b>
<b>Fund: 555 - Impact - WW Total:</b>	<b>50,000.00</b>	<b>50,000.00</b>	<b>0.00</b>	<b>0.00</b>	<b>-50,000.00</b>	<b>100.00%</b>
<b>Fund: 604 - W/WW Ref Rev 2017 Bd Fr</b>						
<b>Department: 0000 - Administration</b>						
<b>Revenue</b>						
R62 - Intergovernmental Tsfrs	0.00	0.00	19,775.11	59,325.33	59,325.33	0.00%
R85 - Interest Revenue	0.00	0.00	39.00	62.25	62.25	0.00%
<b>Revenue Total:</b>	<b>0.00</b>	<b>0.00</b>	<b>19,814.11</b>	<b>59,387.58</b>	<b>59,387.58</b>	<b>0.00%</b>
<b>Expense</b>						
E72 - Bond Expense	0.00	0.00	166.67	333.34	-333.34	0.00%
<b>Expense Total:</b>	<b>0.00</b>	<b>0.00</b>	<b>166.67</b>	<b>333.34</b>	<b>-333.34</b>	<b>0.00%</b>
<b>Department: 0000 - Administration Surplus (Deficit):</b>	<b>0.00</b>	<b>0.00</b>	<b>19,647.44</b>	<b>59,054.24</b>	<b>59,054.24</b>	<b>0.00%</b>
<b>Fund: 604 - W/WW Ref Rev 2017 Bd Fr Surplus (Deficit):</b>	<b>0.00</b>	<b>0.00</b>	<b>19,647.44</b>	<b>59,054.24</b>	<b>59,054.24</b>	<b>0.00%</b>

**Budget Report**

For Fiscal: 2023 Period Ending: 02/28/2023

Category	Original Total Budget	Current Total Budget	Period Activity	Fiscal Activity	Variance Favorable (Unfavorable)	Percent Remaining
<b>Fund: 606 - W/WW Ref Rev Bonds 2017 DSR</b>						
<b>Department: 0000 - Administration</b>						
<b>Revenue</b>						
R85 - Interest Revenue	0.00	0.00	892.73	1,699.89	1,699.89	0.00%
<b>Revenue Total:</b>	<b>0.00</b>	<b>0.00</b>	<b>892.73</b>	<b>1,699.89</b>	<b>1,699.89</b>	<b>0.00%</b>
<b>Department: 0000 - Administration Total:</b>	<b>0.00</b>	<b>0.00</b>	<b>892.73</b>	<b>1,699.89</b>	<b>1,699.89</b>	<b>0.00%</b>
<b>Fund: 606 - W/WW Ref Rev Bonds 2017 DSR Total:</b>	<b>0.00</b>	<b>0.00</b>	<b>892.73</b>	<b>1,699.89</b>	<b>1,699.89</b>	<b>0.00%</b>
<b>Fund: 700 - A/P Tax Commission</b>						
<b>Department: 0150 - A/P Tax Commission</b>						
<b>Revenue</b>						
R85 - Interest Revenue	0.00	0.00	11.96	38.73	38.73	0.00%
<b>Revenue Total:</b>	<b>0.00</b>	<b>0.00</b>	<b>11.96</b>	<b>38.73</b>	<b>38.73</b>	<b>0.00%</b>
<b>Expense</b>						
E60 - Miscellaneous Expense	0.00	0.00	0.00	212,898.04	-212,898.04	0.00%
<b>Expense Total:</b>	<b>0.00</b>	<b>0.00</b>	<b>0.00</b>	<b>212,898.04</b>	<b>-212,898.04</b>	<b>0.00%</b>
<b>Department: 0150 - A/P Tax Commission Surplus (Deficit):</b>	<b>0.00</b>	<b>0.00</b>	<b>11.96</b>	<b>-212,859.31</b>	<b>-212,859.31</b>	<b>0.00%</b>
<b>Fund: 700 - A/P Tax Commission Surplus (Deficit):</b>	<b>0.00</b>	<b>0.00</b>	<b>11.96</b>	<b>-212,859.31</b>	<b>-212,859.31</b>	<b>0.00%</b>
<b>Report Surplus (Deficit):</b>	<b>-614,794.99</b>	<b>-9,813,028.94</b>	<b>-2,399,810.44</b>	<b>-1,870,858.74</b>	<b>7,942,170.20</b>	<b>80.93%</b>



## Fund Summary

Fund	Original Total Budget	Current Total Budget	Period Activity	Fiscal Activity	Variance Favorable (Unfavorable)
001 - General Fund	160,002.44	-519,601.53	-20,913.61	-132,211.65	387,389.88
002 - Sales Tax Fund	0.00	0.00	77,654.65	69,472.25	69,472.25
003 - Franchise Fees Fund	505,999.80	505,999.80	87,446.66	175,955.63	-330,044.17
005 - Designated Tax Fund	0.00	0.00	77,654.65	69,472.25	69,472.25
007 - Investment Account	0.00	0.00	0.00	-850,449.42	-850,449.42
020 - Animal Control Donation	0.00	0.00	0.00	0.00	0.00
030 - Act 1256 of 1995 Court	0.00	0.00	32.94	32.94	32.94
031 - Act 1809 of 2001 Court Autc	0.00	0.00	2,554.00	-2,712.88	-2,712.88
045 - Park 1/8 SalesTax O & M	0.00	0.00	9,707.08	8,684.53	8,684.53
051 - Act 833 of 1991 Fire	0.00	-36,702.05	-659.25	-659.25	36,042.80
055 - Fire 3/8 SalesTax	0.00	0.00	29,120.24	26,051.58	26,051.58
061 - Act 918 of 1983 Police	0.00	0.00	1,342.64	2,685.28	2,685.28
062 - Act 988 of 1991 Emerg Veh	0.00	0.00	195.00	195.00	195.00
066 - Federal Drug Control	0.00	0.00	0.22	0.48	0.48
068 - State Drug Control	0.00	0.00	0.18	0.38	0.38
080 - Street Fund	-1,074,469.91	-2,676,618.91	-319,079.31	-202,869.74	2,473,749.17
110 - Special Redemp - 2016 Bonc	0.00	0.00	2,666.01	5,175.60	5,175.60
113 - Debt Service Reserve Fund	0.00	0.00	0.00	0.00	0.00
114 - 2016 Bond Fund	0.00	0.00	304,952.04	566,040.91	566,040.91
185 - Street Bond 2016 DS	0.00	0.00	-450,790.77	-395,830.36	-395,830.36
186 - Street Bond 2016 DSR	0.00	0.00	-999.66	0.00	0.00
187 - 2016 Street Construction Fu	0.00	0.00	-443,115.38	-570,743.56	-570,743.56
500 - Water Fund	2,280,712.39	-1,117,371.64	-1,645,833.09	-938,910.35	178,461.29
510 - Wastewater Fund	-2,789,039.71	-3,832,412.36	432,274.57	155,902.60	3,988,314.96
515 - Stormwater Utility Fund	0.00	-2,438,322.25	-643,879.15	216,657.45	2,654,979.70
525 - Depreciation - WW	217,000.00	217,000.00	79,306.77	79,306.77	-137,693.23
550 - Impact - Water	35,000.00	35,000.00	0.00	0.00	-35,000.00
555 - Impact - WW	50,000.00	50,000.00	0.00	0.00	-50,000.00
604 - W/WW Ref Rev 2017 Bd Fr	0.00	0.00	19,647.44	59,054.24	59,054.24
606 - W/WW Ref Rev Bonds 2017	0.00	0.00	892.73	1,699.89	1,699.89
700 - A/P Tax Commission	0.00	0.00	11.96	-212,859.31	-212,859.31
<b>Report Surplus (Deficit):</b>	<b>-614,794.99</b>	<b>-9,813,028.94</b>	<b>-2,399,810.44</b>	<b>-1,870,858.74</b>	<b>7,942,170.20</b>



# Financial Statements

March 2023



## General - Executive Summary Revenue & Expenditures

March 2023

	Annual Budget	YTD Budget	Actual YTD												Favorable (Unfavorable) Variance	Annual Budget Remaining		
			January	February	March	April	May	June	July	August	September	October	November	December			Total	
<b>Revenues:</b>																		
General	18,025,515	4,506,379	1,408,296	1,336,027	1,543,469	0	0	0	0	0	0	0	0	0	0	4,287,793	(218,586)	13,737,722
Administration	7,359,408	1,939,852	619,888	573,038	570,623											1,763,549	(76,303)	5,595,859
Community Development	617,250	154,313	65,346	43,379	49,605											168,329	4,016	458,921
Animal Control	686,502	166,626	57,453	55,188	55,220											167,861	1,235	498,641
Court	743,420	185,855	36,230	43,892	105,448											185,570	(285)	557,850
Parks	2,441,248	610,312	160,006	154,863	214,462											529,331	(80,981)	1,911,917
Fire	4,017,705	1,004,426	331,744	331,197	330,451											983,391	(11,035)	3,024,314
Police	2,179,982	544,986	137,630	134,471	217,661											489,761	(55,234)	1,690,221
<b>Total Revenues</b>	<b>18,025,515</b>	<b>4,506,379</b>	<b>1,408,296</b>	<b>1,336,027</b>	<b>1,543,469</b>											<b>4,287,793</b>	<b>(218,586)</b>	<b>13,737,722</b>
<b>Expenditures:</b>																		
General	19,187,869	4,796,967	1,519,594	1,356,941	2,121,477											4,998,012	(201,045)	14,189,857
Administration	1,226,168	306,542	56,607	84,104	108,869											249,579	56,963	976,589
Community Development	759,122	189,780	48,460	69,015	69,450											186,925	2,855	572,197
Animal Control	860,906	215,226	48,888	50,483	121,226											220,597	(5,371)	640,308
Court	683,257	173,314	41,551	65,115	93,336											170,002	3,313	523,255
Parks	3,822,954	955,738	257,072	266,411	326,144											849,627	106,112	2,973,327
Fire	5,095,127	1,273,782	448,642	341,461	617,617											1,407,721	(133,939)	3,687,406
Police	6,730,336	1,682,584	618,375	480,351	814,835											1,913,561	(230,977)	4,816,775
<b>Total Expenditures</b>	<b>19,187,869</b>	<b>4,796,967</b>	<b>1,519,594</b>	<b>1,356,941</b>	<b>2,121,477</b>											<b>4,998,012</b>	<b>(201,045)</b>	<b>14,189,857</b>
<b>Excess (Deficit) of Revenues over Expenditures</b>	<b>(1,162,354)</b>	<b>(290,589)</b>	<b>(111,298)</b>	<b>(20,914)</b>	<b>(578,008)</b>											<b>(710,219)</b>	<b>(17,541)</b>	<b>(452,135)</b>

## Street - Executive Summary Revenue & Expenditures

	Annual Budget	YTD Budget	Actual YTD												Favorable (Unfavorable) Variance	Annual Budget Remaining		
			January	February	March	April	May	June	July	August	September	October	November	December			Total	
<b>Revenues:</b>																		
Street	4,143,775	1,035,944	337,874	323,338	289,644											950,856	(85,088)	3,192,919
<b>Total Revenues</b>	<b>4,143,775</b>	<b>1,035,944</b>	<b>337,874</b>	<b>323,338</b>	<b>289,644</b>											<b>950,856</b>	<b>(85,088)</b>	<b>3,192,919</b>
<b>Expenditures:</b>																		
Street	6,820,394	1,705,098	221,665	642,417	498,189											1,362,271	342,827	5,458,123
<b>Total Expenditures</b>	<b>6,820,394</b>	<b>1,705,098</b>	<b>221,665</b>	<b>642,417</b>	<b>498,189</b>											<b>1,362,271</b>	<b>342,827</b>	<b>5,458,123</b>
<b>Excess (Deficit) of Revenues over Expenditures</b>	<b>(2,676,619)</b>	<b>(669,155)</b>	<b>(116,210)</b>	<b>(319,079)</b>	<b>(208,546)</b>											<b>(411,416)</b>	<b>(427,915)</b>	<b>(2,265,203)</b>





## Water - Executive Summary Revenue & Expenditures

March 2023

	Annual Budget	YTD Budget	January	February	March	April	May	June	July	August	September	October	November	December	Actual YTD Total	Favorable (Unfavorable) Variance	Annual Budget Remaining
<b>Revenues:</b>																	
500-0900-SXXXs	5,156,722	1,289,181	389,282	362,102	321,072	-	-	-	-	-	-	-	-	-	1,072,456	(216,724)	4,084,266
<b>Total Revenues</b>	<b>5,156,722</b>	<b>1,289,181</b>	<b>389,282</b>	<b>362,102</b>	<b>321,072</b>										<b>1,072,456</b>	<b>(216,724)</b>	<b>4,084,266</b>
<b>Expenditures:</b>																	
500-0900-SXXXs	3,752,036	938,009	163,868	421,197	217,447	-	-	-	-	-	-	-	-	-	802,512	135,497	2,949,524
500-0900-SXXX Capital	4,035,695	1,008,924	-	1,210,146	877,810	-	-	-	-	-	-	-	-	-	2,087,956	(1,079,032)	1,947,740
<b>Total Expenditures</b>	<b>7,787,731</b>	<b>1,946,933</b>	<b>163,868</b>	<b>1,631,342</b>	<b>1,095,257</b>										<b>2,890,467</b>	<b>(943,535)</b>	<b>4,897,263</b>
<b>Excess (Deficit) of Revenues over Expenditures</b>	<b>(2,631,009)</b>	<b>(657,752)</b>	<b>225,414</b>	<b>(1,269,240)</b>	<b>(774,185)</b>										<b>(1,818,011)</b>	<b>726,810</b>	<b>(812,997)</b>

## Wastewater - Executive Summary Revenue & Expenditures

	Annual Budget	YTD Budget	January	February	March	April	May	June	July	August	September	October	November	December	Actual YTD Total	Favorable (Unfavorable) Variance	Annual Budget Remaining
<b>Revenues:</b>																	
500-0950-SXXX	5,627,637	1,406,909	455,577	479,793	429,268	-	-	-	-	-	-	-	-	-	1,364,637	(42,272)	4,263,000
<b>Total Revenues</b>	<b>5,627,637</b>	<b>1,406,909</b>	<b>455,577</b>	<b>479,793</b>	<b>429,268</b>										<b>1,364,637</b>	<b>(42,272)</b>	<b>4,263,000</b>
<b>Expenditures:</b>																	
510-0950-SXXXs	3,927,038	981,759	273,782	381,612	344,292	-	-	-	-	-	-	-	-	-	999,686	(17,926)	2,927,352
510-0950-SXXX's Capital	4,066,874	1,016,719	2,590	68,091	215,123	-	-	-	-	-	-	-	-	-	285,804	730,914	3,781,070
<b>Total Expenditures</b>	<b>7,993,912</b>	<b>1,998,478</b>	<b>276,372</b>	<b>449,703</b>	<b>559,415</b>										<b>1,285,490</b>	<b>712,988</b>	<b>6,708,422</b>
<b>Excess (Deficit) of Revenues over Expenditures</b>	<b>(2,366,275)</b>	<b>(591,569)</b>	<b>179,205</b>	<b>30,090</b>	<b>(130,147)</b>										<b>79,147</b>	<b>(755,260)</b>	<b>(2,445,422)</b>

## Stormwater - Executive Summary Revenue & Expenditures

	Annual Budget	YTD Budget	January	February	March	April	May	June	July	August	September	October	November	December	Actual YTD Total	Favorable (Unfavorable) Variance	Annual Budget Remaining
<b>Revenues:</b>																	
080-0140 on bills	308,000	77,000	25,932	25,658	27,564	-	-	-	-	-	-	-	-	-	79,154	2,154	228,846
515-0140-XXXX ARPA	308,000	77,000	886,469	25,658	27,564	-	-	-	-	-	-	-	-	-	939,691	862,691	(631,691)
<b>Total Revenues</b>	<b>616,000</b>	<b>154,000</b>	<b>1,142,401</b>	<b>51,316</b>	<b>55,128</b>										<b>1,718,845</b>	<b>864,845</b>	<b>1,291,155</b>
<b>Expenditures:</b>																	
080-0140 Street Related	601,449	172,862	33,790	29,273	43,372	-	-	-	-	-	-	-	-	-	106,434	66,428	585,015
515-0140-Capital	2,938,323	734,581	-	645,879	220,093	-	-	-	-	-	-	-	-	-	864,372	(129,792)	2,073,950
<b>Total Expenditures</b>	<b>3,539,772</b>	<b>907,443</b>	<b>33,790</b>	<b>675,152</b>	<b>263,465</b>										<b>970,807</b>	<b>(63,364)</b>	<b>2,658,965</b>
<b>Difference</b>															<b>0</b>		
<b>Excess (Deficit) of Revenues over Expenditures</b>	<b>(2,923,772)</b>	<b>(753,443)</b>	<b>1,109,990</b>	<b>(163,836)</b>	<b>(208,337)</b>										<b>(251,962)</b>	<b>928,054</b>	<b>(3,290,655)</b>

### City Sales & Use Tax (Three Cent Sales Tax)

	January	February	March	April	May	June	July	August	September	October	November	December	YTD Total
2011	838,829	1,036,222	750,597	789,903	882,126	852,639	876,781	882,602	874,371	888,881	884,298	846,277	10,403,526
2012	861,185	1,067,401	805,450	893,549	1,029,730	927,500	967,355	970,081	881,285	943,937	927,061	884,848	11,159,382
2013	930,471	1,087,258	866,467	922,534	1,006,764	964,906	983,742	985,949	898,138	958,546	927,035	888,383	11,420,192
2014	963,538	1,021,873	808,370	903,239	1,033,766	894,179	1,006,970	963,548	950,648	971,548	976,553	954,234	11,448,466
2015	901,561	1,162,729	817,653	956,557	1,103,469	1,043,758	1,098,929	1,118,196	1,075,314	1,120,300	1,074,631	1,012,371	12,485,468
2016	1,002,072	1,202,594	885,470	976,896	1,135,189	920,742	1,072,236	1,068,443	1,097,107	1,084,466	1,089,853	1,035,963	12,571,031
2017	1,047,642	1,291,007	966,327	987,020	1,129,225	1,051,411	1,166,069	1,105,701	1,088,135	1,111,557	1,088,240	1,018,661	13,050,995
2018	1,063,307	1,295,841	969,264	939,761	1,245,252	1,093,015	1,195,341	1,240,049	1,179,113	1,056,462	1,099,036	1,093,013	13,469,452
2019	1,162,181	1,323,467	1,043,677	1,027,608	1,205,192	1,190,014	1,258,250	1,257,197	1,140,531	1,243,134	1,155,335	1,157,926	14,164,513
2020	1,183,215	1,457,716	1,085,494	1,086,993	1,259,760	1,254,769	1,356,933	1,434,834	1,373,873	1,330,458	1,460,079	1,387,558	15,371,683
2021	1,384,300	1,648,283	1,323,761	1,149,770	1,663,928	1,570,489	1,526,745	1,567,875	1,457,964	1,442,486	1,461,326	1,472,039	17,668,967
2022	1,526,292	1,718,945	1,351,358	1,298,432	1,607,146	1,536,274	1,593,433	1,659,393	1,643,537	1,546,075	1,624,905	1,473,834	18,579,623
2023	1,552,955	1,810,466	1,448,484	(1,298,432)	(1,607,146)	(1,536,274)	(1,593,433)	(1,659,393)	(1,643,537)	(1,546,075)	(1,624,905)	(1,473,834)	910,657
Difference	26,663	91,521	97,127	(1,298,432)	(1,607,146)	(1,536,274)	(1,593,433)	(1,659,393)	(1,643,537)	(1,546,075)	(1,624,905)	(1,473,834)	910,657
	1.75%	5.32%	7.19%	-100.00%	-100.00%	-100.00%	-100.00%	-100.00%	-100.00%	-100.00%	-100.00%	-100.00%	5.15%

The chart below shows how the 3% sales tax above is allocated for 2022.

1% GF	517,652	603,489	482,828	0	0	0	0	0	0	0	0	0	1,603,968
1/8 Parks	64,706	75,436	60,354	0	0	0	0	0	0	0	0	0	200,496
3/8 Fire	194,119	226,308	181,061	0	0	0	0	0	0	0	0	0	601,488
4/8 Bond	258,826	301,744	241,414	0	0	0	0	0	0	0	0	0	801,984
Animal 10%	51,765	60,349	48,283	0	0	0	0	0	0	0	0	0	160,397
Parks 10%	51,765	60,349	48,283	0	0	0	0	0	0	0	0	0	160,397
Fire 25%	129,413	150,872	120,707	0	0	0	0	0	0	0	0	0	400,992
Police 25%	129,413	150,872	120,707	0	0	0	0	0	0	0	0	0	400,992
Street 30%	155,295	181,047	144,848	0	0	0	0	0	0	0	0	0	481,190
Total	1,552,955	1,810,466	1,448,484	0	0	0	0	0	0	0	0	0	4,811,905
Divided by 3	517,652	603,489	482,828	0	0	0	0	0	0	0	0	0	1,603,968
<b>Budgeted at</b>	<b>525,834</b>	<b>525,834</b>	<b>525,834</b>	<b>525,834</b>	<b>525,834</b>	<b>525,834</b>	<b>525,834</b>	<b>525,834</b>	<b>525,834</b>	<b>525,834</b>	<b>525,834</b>	<b>525,834</b>	<b>6,310,008</b>
Diff.	(8,182)	77,655	(43,006)	(525,834)	(525,834)	(525,834)	(525,834)	(525,834)	(525,834)	(525,834)	(525,834)	(525,834)	(4,706,040)

Placeholder \*below \$65000 estimate needed divided by 12

for using	5,417	5,417	5,417	5,417	5,417	5,417	5,417	5,417	5,417	5,417	5,417	5,417	65,000
-----------	-------	-------	-------	-------	-------	-------	-------	-------	-------	-------	-------	-------	--------

coverage to

cover Animal

Control New

Facility

Design, \$65K

over the year

After Council approved unfunded Police and Fire Step increases at the 2/28/23 Council meeting this coverage will likely be used to cover any portion of that amount possible. If that is not possible please see the affect of removing that difference from our Savings, 15 days.



March 2023

**Governmental Funds Cash Reserves**

**Updated 2/7/23**

120 days cash = \$6.5M									
<b>Funds:</b>	001	Gen Operating Acct	5,287,809	<b>Days</b>	98	Administration	0	Liabilities/Donations	1,808
	002	Sales Tax Fund	3,259,430		60	Animal Control	335,341		54,422
	005	Designated Tax	1,762,286		33	Parks	219,362		0
			10,309,525		190	Fire	497,473		217
			(181,228)		-3	Police	710,111		31
			(522,830)		-10	<b>GF Totals</b>	<b>1,762,286</b>		
		Springhill Fire Department (see details below)	(678,110)		-13				
		Emergency Telephone Service (See details below)	(222,653)		-4				
		Rolled Expenses from 2022 (\$463K) Capital	(830,000)		-15				
		Parks Proj left fr. 2021 OAC and MP\$50K and Software Con \$88K	7,874,703		145				
		Fire and Police Unfunded Raises approved by Council 2/28/23							

ACA 14-403-506

**Springhill Fire Department Summary**

Beginning Balance (as of January 1, 2023)	\$ 219,351	Emergency Telephone Service	Beginning Balance (as of January 1, 2023)	\$ 420,983
2023 Revenue (Act 001-0510-4152)	\$ 1,357		2023 Revenue (Act 001-0610-4650)	\$ 72,383
2023 Expenses (Act 001-0510-5XXX all)	\$ 39,479		2023 Expenses (Act 001-0610-5650)	\$ (29,465)
Current Balance as of this report ending date	\$ 181,228		Current Balance as of this report ending date	\$ 522,830

Two Part Time Dispatch at \$15K removed 4/18/23  
 New Position amount deducted manually, start March 19, 2018  
 Updated paid thru 12/31/2022  
 \$104K owed on Consoles PO 2021004685 \$ 418,830

**Street**

<b>Funds:</b>	080	Operating Acct	2,146,511	Budgeted Stormwater Projects include:	Dogwood
	005	Designated Tax	614,413		Raintree
		Capital	2,760,924		Northlake
			2,994,050		Feasibility Study
	515	Stormwater Cap Cash	910,700		Unfunded
		Rolled Pos and Encumbrances	1,653,322		Cambridge
		Difference	(742,622)		Hilldale/Owen
					Crossing Loop
					Hanover
					Remington

\$1,323,927	Equipment and Vehicles	\$783,837	Infra- Storm and Regular	\$886,285.96	Overlays	\$2,994,050	Total Capital





Utility Cash Reserves

March 2023

Updated 2/15/23  
 120 days cash = \$1.65Mil  
 Funds: 500  
 535/550

Water Fund	1,347,252	* Estimates included for Transfer from 500 Fund after GL Conversion
Impact Fee Funds	324,049	
	<u>1,671,301</u>	<u>122</u>
500-0900-5816	3,535,695	257
500-0900-5824	500,000	36
	<u>4,035,695</u>	<u>142</u>
Difference		<u><u>-21</u></u>

Meter Funding still needing to be determined, part ARPA  
 Depreciation Expense Estimate  
 94 a piece if averaged

Updated 2/15/23  
 120 days cash = \$1.88Mil  
 510  
 555

Wastewater Fund	1,030,778
Impact Fee Funds	(0)
	<u>1,030,778</u>
	<u>66</u>

Manually removed obligated by Council 2/28/23 for Master plan

Reserved - Fixed Assets Infrastructure  
 Reserved - Fixed Assets Equipment  
 Reserved - Fixed Assets

510-0950-5816	3,206,237	205
510-0950-5810	360,638	23
510-0950-5824	500,000	32
	<u>4,066,875</u>	<u>144</u>
Difference		<u><u>-78</u></u>

	Pooled Cash GL 999	Pooled Cash Bank, 999	Balance Sheet Cash	End Bank Balances	Outstanding Checks and other	Outstanding Deposits	
General Fund, 001 *	5,287,809	14,979,623	5,288,809	15,591,466	803,871	192,028	(1,000)
Sales Tax Fund, 002	3,259,430	0	3,259,430	0	0	0	0
Franchise Fees, 003	4,075,860	0	4,075,860	0	0	0	0
Designated Tax Fund, 005	2,376,699	0	2,376,699	0	0	0	0
ARPA Investments, 007	0	0	1,282,016	1,282,016	0	0	0
Electronic Fund, 010	0	0	7,145	309,405	302,260	0	0
Parks 1/8 Sales Tax, 045	340,570	0	340,570	0	0	0	0
Animal Control Donation, 020	60,049	(500)	60,549	0	0	0	0
Act 833 of 1991 Fire, 051	54,879	0	54,879	0	0	0	0
Fire 3/8 Sales Tax Fire, 055	736,241	0	736,241	0	0	0	0
Act 918 of 1983 Police, 061	55,280	0	55,280	0	0	0	0
Act 988 of 1991 Police, 062	33,423	0	33,423	0	0	0	0
Federal Drug Control PD, 066	0	0	29,256	29,256	0	0	0
State Drug Control PD, 068	0	0	23,127	23,127	0	0	0
Act 1256 of 1995 Court, 030	0	0	1	1	0	0	0
Act 1809 of 2001 Court, 031	70,297	0	70,297	0	0	0	0
Street Fund, 080	2,146,511	3,981,429	2,146,511	3,981,429	0	0	0
Street Bond 2016 DS, 185	0	0	116,145	116,145	0	0	0
Street Bond 2016 DSF, 186	0	0	325,864	325,864	0	0	0
Street Bond Construction, 187	0	0	2,423,205	2,423,205	0	0	0
LT Govt Capital Assets, 090	0	0	0	0	0	0	0
2016 SU Bond Spc Red, 110	0	0	22,551	22,551	0	0	0
2016 SU Bond DSR, 113	0	0	742,409	742,409	0	0	0
2016 SU Bond Fund, 114	0	0	1,664,452	1,664,452	0	0	0
LT Govt Debt, 165	0	0	0	0	0	0	0
2022 Amend 78, 167	0	0	261,326	261,326	0	0	0
Advert&Promo Cash held, 700	0	0	20,811	20,811	0	0	0
Water Fund, 500*	(788,444)	3,106,276	(787,834)	3,127,103	23,313	2,486	(610)
Wastewater Fund, 510	1,030,778	29,055	1,030,778	29,055	0	0	0
Stormwater Cap Fund 515	910,700	0	910,700	0	0	0	0
Enterprise Depreciation 525	1,789,577	0	1,789,577	0	0	0	0
Sub Div Impact Fund 535	27,748	0	27,748	0	0	0	0
Water Impact Fund 550	296,301	0	296,301	0	0	0	0
Wastewater Impact Fund 555	332,176	0	332,176	0	0	0	0
2017 W/WW Bond, 604	0	0	86,536	86,536	0	0	0
2017 W/WW DSR, 606	0	0	264,818	264,818	0	0	0
Totals	22,095,883	22,095,883	29,367,655	30,300,975	1,129,443	194,514	(1,610)

\*Change Drawer amounts in Depts 120 and 200 of \$200 and depts 300 and 430 of \$300 equals \$1000 difference, and \$610 on fund 500

\*\* The Shading above denotes the eight groups on the following eight pages of balance sheets, General Govt, Public Safety, Courts, Streets, Long Term Govt, Enter., E. Debt



# Pooled Cash Report

Bryant, AR

For the Period Ending 3/31/2023

ACCOUNT #	ACCOUNT NAME	BEGINNING BALANCE	CURRENT ACTIVITY	CURRENT BALANCE
<b>CLAIM ON CASH</b>				
<a href="#">001-0000-1001</a>	Claim on Cash	5,275,248.49	12,560.20	5,287,808.69
<a href="#">002-0000-1001</a>	Claim on Cash	3,302,435.93	(43,005.93)	3,259,430.00
<a href="#">003-0000-1001</a>	Claim on Cash	3,984,107.85	91,752.20	4,075,860.05
<a href="#">005-0000-1001</a>	Claim on Cash	2,419,705.35	(43,005.93)	2,376,699.42
<a href="#">020-0000-1001</a>	Claim on Cash	60,049.18	0.00	60,049.18
<a href="#">031-0000-1001</a>	Claim on Cash	67,487.28	2,810.00	70,297.28
<a href="#">045-0000-1001</a>	Claim on Cash	345,944.99	(5,375.49)	340,569.50
<a href="#">051-0000-1001</a>	Claim on Cash	91,580.97	(36,702.05)	54,878.92
<a href="#">055-0000-1001</a>	Claim on Cash	752,368.03	(16,127.48)	736,240.55
<a href="#">061-0000-1001</a>	Claim on Cash	53,937.32	1,342.64	55,279.96
<a href="#">062-0000-1001</a>	Claim on Cash	33,005.89	416.97	33,422.86
<a href="#">080-0000-1001</a>	Claim on Cash	2,381,325.76	(234,815.04)	2,146,510.72
<a href="#">500-0000-1001</a>	Claim on Cash	(6,321.22)	(782,123.16)	(788,444.38)
<a href="#">510-0000-1001</a>	Claim on Cash	1,172,227.18	(141,448.72)	1,030,778.46
<a href="#">515-0000-1001</a>	Claim on Cash	1,131,193.07	(220,493.30)	910,699.77
<a href="#">525-0000-1001</a>	Claim on Cash	1,753,710.21	35,867.18	1,789,577.39
<a href="#">535-0000-1001</a>	Claim on Cash	27,747.94	0.00	27,747.94
<a href="#">550-0000-1001</a>	Claim on Cash	295,101.06	1,200.00	296,301.06
<a href="#">555-0000-1001</a>	Claim on Cash	332,175.74	0.00	332,175.74
<b>TOTAL CLAIM ON CASH</b>		<b>23,473,031.02</b>	<b>(1,377,147.91)</b>	<b>22,095,883.11</b>
<b>CASH IN BANK</b>				
<b>Cash in Bank</b>				
<a href="#">999-0000-1000</a>	Cash General Fund	16,460,807.24	(1,481,184.27)	14,979,622.97
<a href="#">999-0000-1021</a>	Cash Sales Tax Fund	0.00	0.00	0.00
<a href="#">999-0000-1022</a>	Cash Franchise Fees Fund	0.00	0.00	0.00
<a href="#">999-0000-1023</a>	Cash Designated Tax Fund	0.00	0.00	0.00
<a href="#">999-0000-1024</a>	Cash Animal Control Donations	(500.00)	0.00	(500.00)
<a href="#">999-0000-1025</a>	Cash Act 1809 of 2001 Court Auto	0.00	0.00	0.00
<a href="#">999-0000-1026</a>	Cash Park 1/8 Sales Tax O & M	0.00	0.00	0.00
<a href="#">999-0000-1027</a>	Cash Act 833 of 1991 Fire	0.00	0.00	0.00
<a href="#">999-0000-1028</a>	Cash Fire 3/8 Sales Tax	0.00	0.00	0.00
<a href="#">999-0000-1029</a>	Cash Act 918 of 1983 Police	0.00	0.00	0.00
<a href="#">999-0000-1030</a>	Cash Act 988 of 1991 Emerg Veh	0.00	0.00	0.00
<a href="#">999-0000-1031</a>	Cash Street Fund	3,848,450.13	132,978.86	3,981,428.99
<a href="#">999-0000-1032</a>	Cash Revenue Water Fund	3,135,218.19	(28,942.50)	3,106,275.69
<a href="#">999-0000-1033</a>	Cash Water Operating Fund	29,055.46	0.00	29,055.46
<a href="#">999-0000-1034</a>	Cash Stormwater Utility Fund	0.00	0.00	0.00
<a href="#">999-0000-1035</a>	Cash Depreciation - WW	0.00	0.00	0.00
<a href="#">999-0000-1036</a>	Cash Sub-Div Impact WW	0.00	0.00	0.00
<a href="#">999-0000-1037</a>	Cash Impact Water	0.00	0.00	0.00
<a href="#">999-0000-1038</a>	Cash Impact WW	0.00	0.00	0.00
<b>TOTAL: Cash in Bank</b>		<b>23,473,031.02</b>	<b>(1,377,147.91)</b>	<b>22,095,883.11</b>
<b>TOTAL CASH IN BANK</b>		<b>23,473,031.02</b>	<b>(1,377,147.91)</b>	<b>22,095,883.11</b>
<b>DUE TO OTHER FUNDS</b>				
<a href="#">999-0000-2500</a>	Due to Other Funds	23,473,031.02	(1,377,147.91)	22,095,883.11
<b>TOTAL DUE TO OTHER FUNDS</b>		<b>23,473,031.02</b>	<b>(1,377,147.91)</b>	<b>22,095,883.11</b>



ACCOUNT #	ACCOUNT NAME	BEGINNING BALANCE	CURRENT ACTIVITY	CURRENT BALANCE
<b>ACCOUNTS PAYABLE PENDING</b>				
<a href="#">001-0000-2001</a>	Accounts Payable Pending	(31.90)	0.00	(31.90)
<a href="#">002-0000-2001</a>	Accounts Payable Pending	0.00	0.00	0.00
<a href="#">003-0000-2001</a>	Accounts Payable Pending	0.00	0.00	0.00
<a href="#">005-0000-2001</a>	Accounts Payable Pending	0.00	0.00	0.00
<a href="#">020-0000-2001</a>	Accounts Payable Pending	0.00	0.00	0.00
<a href="#">031-0000-2001</a>	Accounts Payable Pending	0.00	0.00	0.00
<a href="#">045-0000-2001</a>	Accounts Payable Pending	0.00	0.00	0.00
<a href="#">051-0000-2001</a>	Accounts Payable Pending	0.00	0.00	0.00
<a href="#">055-0000-2001</a>	Accounts Payable Pending	0.00	0.00	0.00
<a href="#">061-0000-2001</a>	Accounts Payable Pending	0.00	0.00	0.00
<a href="#">062-0000-2001</a>	Accounts Payable Pending	0.00	0.00	0.00
<a href="#">080-0000-2001</a>	Accounts Payable Pending	74,137.01	(74,137.01)	0.00
<a href="#">500-0000-2001</a>	Accounts Payable Pending	0.00	0.00	0.00
<a href="#">510-0000-2001</a>	Accounts Payable Pending	0.00	0.00	0.00
<a href="#">515-0000-2001</a>	Accounts Payable Pending	0.00	0.00	0.00
<a href="#">525-0000-2001</a>	Accounts Payable Pending	0.00	0.00	0.00
<a href="#">535-0000-2001</a>	Accounts Payable Pending	0.00	0.00	0.00
<a href="#">550-0000-2001</a>	Accounts Payable Pending	0.00	0.00	0.00
<a href="#">555-0000-2001</a>	Accounts Payable Pending	0.00	0.00	0.00
<b>TOTAL ACCOUNTS PAYABLE PENDING</b>		<u>74,105.11</u>	<u>(74,137.01)</u>	<u>(31.90)</u>

**DUE FROM OTHER FUNDS**

<a href="#">999-0000-1551</a>	Due From General Fund	31.90	0.00	31.90
<a href="#">999-0000-1552</a>	Due From Sales Tax Fund	0.00	0.00	0.00
<a href="#">999-0000-1553</a>	Due From Franchise Fees Fund	0.00	0.00	0.00
<a href="#">999-0000-1554</a>	Due From Designated Tax Fund	0.00	0.00	0.00
<a href="#">999-0000-1555</a>	Due From Animal Control Donation	0.00	0.00	0.00
<a href="#">999-0000-1556</a>	Due From Act 1809 of 2001 Court Auto	0.00	0.00	0.00
<a href="#">999-0000-1557</a>	Due From Park 1/8 SalesTax O & M	0.00	0.00	0.00
<a href="#">999-0000-1558</a>	Due From Act 833 of 1991 Fire	0.00	0.00	0.00
<a href="#">999-0000-1559</a>	Due From Fire 3/8 SalesTax	0.00	0.00	0.00
<a href="#">999-0000-1560</a>	Due From Act 918 of 1983 Police	0.00	0.00	0.00
<a href="#">999-0000-1561</a>	Due From Act 988 of 1991 Emerg Veh	0.00	0.00	0.00
<a href="#">999-0000-1562</a>	Due From Street Fund	(74,137.01)	74,137.01	0.00
<a href="#">999-0000-1563</a>	Due From Revenue Fund - Water & WW	0.00	0.00	0.00
<a href="#">999-0000-1564</a>	Due From Water Operating Fund	0.00	0.00	0.00
<a href="#">999-0000-1565</a>	Due From Stormwater Utility Fund	0.00	0.00	0.00
<a href="#">999-0000-1566</a>	Due From Depreciation - WW	0.00	0.00	0.00
<a href="#">999-0000-1567</a>	Due From Sub-Div Impact WW	0.00	0.00	0.00
<a href="#">999-0000-1568</a>	Due From Impact - Water	0.00	0.00	0.00
<a href="#">999-0000-1569</a>	Due From Impact - WW	0.00	0.00	0.00
<b>TOTAL DUE FROM OTHER FUNDS</b>		<u>(74,105.11)</u>	<u>74,137.01</u>	<u>31.90</u>

**ACCOUNTS PAYABLE**

<a href="#">999-0000-2000</a>	Accounts Payable	74,105.11	(74,137.01)	(31.90)
<b>TOTAL ACCOUNTS PAYABLE</b>		<u>74,105.11</u>	<u>(74,137.01)</u>	<u>(31.90)</u>

AP Pending	(31.90)	AP Pending	(31.90)	Due From Other Funds	(31.90)
Due From Other Funds	(31.90)	Accounts Payable	(31.90)	Accounts Payable	(31.90)
Difference	<u>0.00</u>	Difference	<u>0.00</u>	Difference	<u>0.00</u>



Bryant, AR

# Balance Sheet

## Account Summary

AS Of 03/31/2023

Category	001 - General Fund	002 - Sales Tax Fund	003 - Franchise Fees Fund	005 - Designated Tax Fund	007 - Investment Account	010 - Electronic Tax	045 - Park 1/8 SalesTax O & M	Total
<b>Asset</b>								
A01 - Cash & Equivalents	5,288,808.69	3,259,430.00	4,075,860.05	2,376,699.42	1,282,015.89	7,144.99	340,569.50	16,630,528.54
A10 - Receivables	5,074.94	0.00	0.00	0.00	0.00	0.00	0.00	5,074.94
<b>Total Asset:</b>	<b>5,293,883.63</b>	<b>3,259,430.00</b>	<b>4,075,860.05</b>	<b>2,376,699.42</b>	<b>1,282,015.89</b>	<b>7,144.99</b>	<b>340,569.50</b>	<b>16,635,603.48</b>
<b>Liability</b>								
L01 - Current Liabilities	36,238.12	0.00	0.00	0.00	0.00	7,144.99	0.00	43,383.11
<b>Total Liability:</b>	<b>36,238.12</b>	<b>0.00</b>	<b>0.00</b>	<b>0.00</b>	<b>0.00</b>	<b>7,144.99</b>	<b>0.00</b>	<b>43,383.11</b>
<b>Equity</b>								
Q30 - Equity	5,967,557.95	3,232,963.68	3,808,152.22	2,350,233.10	2,122,972.15	0.00	337,260.46	17,819,139.56
<b>Total Total Beginning Equity:</b>	<b>5,967,557.95</b>	<b>3,232,963.68</b>	<b>3,808,152.22</b>	<b>2,350,233.10</b>	<b>2,122,972.15</b>	<b>0.00</b>	<b>337,260.46</b>	<b>17,819,139.56</b>
Total Revenue	4,288,099.56	1,603,968.32	471,190.95	1,603,968.32	603.09	0.00	200,496.04	8,168,326.28
Total Expense	4,998,012.00	1,577,502.00	203,483.12	1,577,502.00	841,559.35	0.00	197,187.00	9,395,245.47
Revenues Over/Under Expenses	-709,912.44	26,466.32	267,707.83	26,466.32	-840,956.26	0.00	3,309.04	-1,226,919.19
<b>Total Equity and Current Surplus (Deficit):</b>	<b>5,257,645.51</b>	<b>3,259,430.00</b>	<b>4,075,860.05</b>	<b>2,376,699.42</b>	<b>1,282,015.89</b>	<b>0.00</b>	<b>340,569.50</b>	<b>16,592,220.37</b>
<b>Total Liabilities, Equity and Current Surplus (Deficit):</b>	<b>5,293,883.63</b>	<b>3,259,430.00</b>	<b>4,075,860.05</b>	<b>2,376,699.42</b>	<b>1,282,015.89</b>	<b>7,144.99</b>	<b>340,569.50</b>	<b>16,635,603.48</b>



Bryant, AR

# Balance Sheet

## Account Summary

As Of 03/31/2023

Category	020 - Animal Control Donatio	051 - Act 833 of 1991 Fire	055 - Fire 3/8 SalesTax	061 - Act 918 of 1983 Police	062 - Act 988 of 1991 Emerg Veh	066 - Federal Drug Control	068 - State Drug Control	Total
<b>Asset</b>								
A01 - Cash & Equivalents	60,549.18	54,878.92	736,240.55	55,279.96	33,422.86	29,255.70	23,126.51	992,753.68
<b>Total Asset:</b>	<b>60,549.18</b>	<b>54,878.92</b>	<b>736,240.55</b>	<b>55,279.96</b>	<b>33,422.86</b>	<b>29,255.70</b>	<b>23,126.51</b>	<b>992,753.68</b>
<b>Liability</b>								
L01 - Current Liabilities	47,490.40	0.00	0.00	0.00	0.00	0.00	0.00	47,490.40
<b>Total Liability:</b>	<b>47,490.40</b>	<b>0.00</b>	<b>0.00</b>	<b>0.00</b>	<b>0.00</b>	<b>0.00</b>	<b>0.00</b>	<b>47,490.40</b>
<b>Equity</b>								
Q30 - Equity	13,058.78	92,240.22	726,316.45	51,252.04	32,810.89	29,254.97	23,125.93	968,059.28
<b>Total Total Beginning Equity:</b>	<b>13,058.78</b>	<b>92,240.22</b>	<b>726,316.45</b>	<b>51,252.04</b>	<b>32,810.89</b>	<b>29,254.97</b>	<b>23,125.93</b>	<b>968,059.28</b>
Total Revenue	0.00	0.00	601,488.10	4,027.92	611.97	0.73	0.58	606,129.30
Total Expense	0.00	37,361.30	591,564.00	0.00	0.00	0.00	0.00	628,925.30
<b>Revenues Over//Under Expenses</b>	<b>0.00</b>	<b>-37,361.30</b>	<b>9,924.10</b>	<b>4,027.92</b>	<b>611.97</b>	<b>0.73</b>	<b>0.58</b>	<b>-22,796.00</b>
<b>Total Equity and Current Surplus (Deficit):</b>	<b>13,058.78</b>	<b>54,878.92</b>	<b>736,240.55</b>	<b>55,279.96</b>	<b>33,422.86</b>	<b>29,255.70</b>	<b>23,126.51</b>	<b>945,263.28</b>
<b>Total Liabilities, Equity and Current Surplus (Deficit):</b>	<b>60,549.18</b>	<b>54,878.92</b>	<b>736,240.55</b>	<b>55,279.96</b>	<b>33,422.86</b>	<b>29,255.70</b>	<b>23,126.51</b>	<b>992,753.68</b>





Bryant, AR

**Balance Sheet**  
**Account Summary**  
 As Of 03/31/2023

Category	030 - Act 1256 of 1995 Court	031 - Act 1809 of 2001 Court Auto	Total
<b>Asset</b>			
A01 - Cash & Equivalents	1.08	70,297.28	70,298.36
<b>Total Asset:</b>	<b>1.08</b>	<b>70,297.28</b>	<b>70,298.36</b>
<b>Equity</b>			
Q30 - Equity	1.08	70,200.16	70,201.24
<b>Total Total Beginning Equity:</b>	<b>1.08</b>	<b>70,200.16</b>	<b>70,201.24</b>
Total Revenue	68,004.66	7,536.00	75,540.66
Total Expense	68,004.66	7,438.88	75,443.54
Revenues Over/Under Expenses	0.00	97.12	97.12
<b>Total Equity and Current Surplus (Deficit):</b>	<b>1.08</b>	<b>70,297.28</b>	<b>70,298.36</b>
<b>Total Liabilities, Equity and Current Surplus (Deficit):</b>	<b>1.08</b>	<b>70,297.28</b>	<b>70,298.36</b>



Bryant, AR

# Balance Sheet

## Account Summary

As Of 03/31/2023

Category	080 - Street Fun	186 - Street Bond 2016 DSR	185 - Street Bond 2016 DS	187 - 2016 Street Construction Fu	Total
<b>Asset</b>					
A01 - Cash & Equivalents	2,146,510.72	325,864.08	116,145.20	2,423,204.62	5,011,724.62
<b>Total Asset:</b>	<b>2,146,510.72</b>	<b>325,864.08</b>	<b>116,145.20</b>	<b>2,423,204.62</b>	<b>5,011,724.62</b>
<b>Equity</b>					
Q30 - Equity	2,557,926.24	324,793.75	459,035.17	3,594,475.82	6,936,230.98
<b>Total Total Beginning Equity:</b>	<b>2,557,926.24</b>	<b>324,793.75</b>	<b>459,035.17</b>	<b>3,594,475.82</b>	<b>6,936,230.98</b>
Total Revenue	950,855.80	3,175.62	164,581.90	17,427.49	1,136,040.81
Total Expense	1,362,271.32	2,105.29	507,471.87	1,188,698.69	3,060,547.17
<b>Revenues Over/Under Expenses</b>	<b>-411,415.52</b>	<b>1,070.33</b>	<b>-342,889.97</b>	<b>-1,171,271.20</b>	<b>-1,924,506.36</b>
<b>Total Equity and Current Surplus (Deficit):</b>	<b>2,146,510.72</b>	<b>325,864.08</b>	<b>116,145.20</b>	<b>2,423,204.62</b>	<b>5,011,724.62</b>
<b>Total Liabilities, Equity and Current Surplus (Deficit):</b>	<b>2,146,510.72</b>	<b>325,864.08</b>	<b>116,145.20</b>	<b>2,423,204.62</b>	<b>5,011,724.62</b>



Bryant, AR

# Balance Sheet

## Account Summary

As Of 03/31/2023

Category	090 - Long Term Governmental Capital Asset Fund	110 - Special Redemp - 2016 Bond	113 - Debt Service Reserve Fund	114 - 2016 Bond Fund	155 - Long Term Governmental Debt Fund	167 - 2022 Amend 78	700 - A/P Tax Commission	Total
<b>Asset</b>								
A01 - Cash & Equivalents	0.00	22,550.68	742,409.38	1,664,451.76	0.00	261,326.35	20,811.28	2,711,549.45
A30 - Fixed Assets	42,620,543.47	0.00	0.00	0.00	0.00	0.00	0.00	42,620,543.47
A50 - Other Assets	0.00	0.00	0.00	0.00	2,633,493.10	0.00	0.00	2,633,493.10
<b>Total Asset:</b>	<b>42,620,543.47</b>	<b>22,550.68</b>	<b>742,409.38</b>	<b>1,664,451.76</b>	<b>2,633,493.10</b>	<b>261,326.35</b>	<b>20,811.28</b>	<b>47,965,586.02</b>
<b>Liability</b>								
L01 - Current Liabilities	0.00	0.00	0.00	0.00	0.00	0.00	0.00	59,153.00
L80 - Long Term Liabilities	0.00	0.00	0.00	0.00	48,524,804.52	0.00	0.00	48,524,804.52
<b>Total Liability:</b>	<b>0.00</b>	<b>0.00</b>	<b>0.00</b>	<b>0.00</b>	<b>48,524,804.52</b>	<b>0.00</b>	<b>0.00</b>	<b>48,583,957.52</b>
<b>Equity</b>								
Q30 - Equity	42,620,543.47	14,809.51	742,409.38	793,898.31	-45,891,311.42	301,526.35	233,654.64	-1,184,469.76
<b>Total Total Beginning Equity:</b>	<b>42,620,543.47</b>	<b>14,809.51</b>	<b>742,409.38</b>	<b>793,898.31</b>	<b>-45,891,311.42</b>	<b>301,526.35</b>	<b>233,654.64</b>	<b>-1,184,469.76</b>
Total Revenue	0.00	7,741.17	7,567.50	811,400.45	0.00	-40,200.00	54.68	786,563.80
Total Expense	0.00	0.00	7,567.50	0.00	0.00	0.00	212,898.04	220,465.54
Revenues Over/Under Expenses	0.00	7,741.17	0.00	811,400.45	0.00	-40,200.00	-212,843.36	566,098.26
<b>Total Equity and Current Surplus (Deficit):</b>	<b>42,620,543.47</b>	<b>22,550.68</b>	<b>742,409.38</b>	<b>1,605,298.76</b>	<b>-45,891,311.42</b>	<b>261,326.35</b>	<b>20,811.28</b>	<b>-618,371.50</b>
<b>Total Liabilities, Equity and Current Surplus (Deficit):</b>	<b>42,620,543.47</b>	<b>22,550.68</b>	<b>742,409.38</b>	<b>1,664,451.76</b>	<b>2,633,493.10</b>	<b>261,326.35</b>	<b>20,811.28</b>	<b>47,965,586.02</b>





Bryant, AR

# Balance Sheet

## Account Summary

As Of 03/31/2023

Category	500 - Water Fun	510 - Wastewater Fun	515 - Stormwater Utili	525 - Depreciation - WW	535 - Sub-Div Impact WW	550 - Impact - Water	555 - Impact - WW	Total
<b>Asset</b>								
A01 - Cash & Equivalents	-787,834.38	1,030,778.46	910,699.77	1,789,577.39	27,747.94	296,301.06	332,175.74	3,599,445.98
A10 - Receivables	494,587.84	125,544.48	0.00	0.00	0.00	0.00	0.00	620,132.32
A30 - Fixed Assets	15,331,699.00	19,644,078.75	1,627,706.04	0.00	0.00	0.00	0.00	36,603,483.79
A50 - Other Assets	0.00	272,697.90	0.00	0.00	0.00	0.00	0.00	272,697.90
<b>Total Asset:</b>	<b>15,038,452.46</b>	<b>21,073,099.59</b>	<b>2,538,405.81</b>	<b>1,789,577.39</b>	<b>27,747.94</b>	<b>296,301.06</b>	<b>332,175.74</b>	<b>41,095,759.99</b>
<b>Liability</b>								
L01 - Current Liabilities	704,673.09	643,096.13	0.00	0.00	0.00	0.00	0.00	1,347,769.22
L80 - Long Term Liabilities	5,441,734.10	7,504,362.31	0.00	0.00	0.00	0.00	0.00	12,946,096.41
<b>Total Liability:</b>	<b>6,146,407.19</b>	<b>8,147,458.44</b>	<b>0.00</b>	<b>0.00</b>	<b>0.00</b>	<b>0.00</b>	<b>0.00</b>	<b>14,293,865.63</b>
<b>Equity</b>								
Q30 - Equity	10,640,170.81	12,928,660.47	2,542,241.66	1,674,403.44	27,747.94	295,101.06	332,175.74	28,440,501.12
<b>Total Total Beginning Equity:</b>	<b>10,640,170.81</b>	<b>12,928,660.47</b>	<b>2,542,241.66</b>	<b>1,674,403.44</b>	<b>27,747.94</b>	<b>295,101.06</b>	<b>332,175.74</b>	<b>28,440,501.12</b>
Total Revenue	2,516,272.58	1,282,470.73	860,536.60	115,173.95	0.00	1,200.00	0.00	4,775,653.86
Total Expense	4,264,398.12	1,285,490.05	864,372.45	0.00	0.00	0.00	0.00	6,414,260.62
<b>Revenues Over/Under Expenses</b>	<b>-1,748,125.54</b>	<b>-3,019.32</b>	<b>-3,835.85</b>	<b>115,173.95</b>	<b>0.00</b>	<b>1,200.00</b>	<b>0.00</b>	<b>-1,638,606.76</b>
<b>Total Equity and Current Surplus (Deficit):</b>	<b>8,892,045.27</b>	<b>12,925,641.15</b>	<b>2,538,405.81</b>	<b>1,789,577.39</b>	<b>27,747.94</b>	<b>296,301.06</b>	<b>332,175.74</b>	<b>26,801,894.36</b>
<b>Total Liabilities, Equity and Current Surplus (Deficit):</b>	<b>15,038,452.46</b>	<b>21,073,099.59</b>	<b>2,538,405.81</b>	<b>1,789,577.39</b>	<b>27,747.94</b>	<b>296,301.06</b>	<b>332,175.74</b>	<b>41,095,759.99</b>



Bryant, AR

# Balance Sheet

## Account Summary

As Of 03/31/2023

Category	604 - W//WW Ref Rev 2017 Bd Fr	606 - W//WW Ref Rev Bonds 2017 DSR	Total
<b>Asset</b>			
A01 - Cash & Equivalents	86,535.64	264,818.31	351,353.95
	<b>86,535.64</b>	<b>264,818.31</b>	<b>351,353.95</b>
<b>Equity</b>			
Q30 - Equity	7,815.93	262,250.00	270,065.93
	<b>7,815.93</b>	<b>262,250.00</b>	<b>270,065.93</b>
Total Revenue	79,219.72	2,568.31	81,788.03
Total Expense	500.01	0.00	500.01
Revenues Over/Under Expenses	78,719.71	2,568.31	81,288.02
Total Equity and Current Surplus (Deficit):	86,535.64	264,818.31	351,353.95
Total Liabilities, Equity and Current Surplus (Deficit):	86,535.64	264,818.31	351,353.95



Bryant, AR

# Budget Report Account Summary

For Fiscal: 2023 Period Ending: 03/31/2023

	Original Total Budget	Current Total Budget	Period Activity	Fiscal Activity	Variance Favorable (Unfavorable)	Percent Remaining
<b>Fund: 001 - General Fund</b>						
<b>Department: 0100 - Administration</b>						
<b>Revenue</b>						
<b>Category: R15 - Taxes - Property</b>						
<a href="#">001-0100-4150</a>	State Turnback	308,400.00	308,400.00	19,915.58	80,351.98	-228,048.02 73.95 %
<a href="#">001-0100-4151</a>	Saline County Treasurer	564,000.00	564,000.00	10,290.03	61,944.80	-502,055.20 89.02 %
<b>Category: R15 - Taxes - Property Total:</b>		<b>872,400.00</b>	<b>872,400.00</b>	<b>30,205.61</b>	<b>142,296.78</b>	<b>-730,103.22 83.69%</b>
<b>Category: R60 - Miscellaneous Revenue</b>						
<a href="#">001-0100-4600</a>	Miscellaneous Revenue	1,000.00	1,000.00	0.00	0.00	-1,000.00 100.00 %
<b>Category: R60 - Miscellaneous Revenue Total:</b>		<b>1,000.00</b>	<b>1,000.00</b>	<b>0.00</b>	<b>0.00</b>	<b>-1,000.00 100.00%</b>
<b>Category: R62 - Intergovernmental Tsfrs</b>						
<a href="#">001-0100-4627</a>	Xfer from Sales Tax	6,310,008.00	6,310,008.00	525,834.00	1,577,502.00	-4,732,506.00 75.00 %
<a href="#">001-0100-4629</a>	Xfer Franchise Tax	175,000.00	175,000.00	14,583.33	43,749.99	-131,250.01 75.00 %
<b>Category: R62 - Intergovernmental Tsfrs Total:</b>		<b>6,485,008.00</b>	<b>6,485,008.00</b>	<b>540,417.33</b>	<b>1,621,251.99</b>	<b>-4,863,756.01 75.00%</b>
<b>Category: R85 - Interest Revenue</b>						
<a href="#">001-0100-4850</a>	Interest Revenue	1,000.00	1,000.00	0.00	0.00	-1,000.00 100.00 %
<b>Category: R85 - Interest Revenue Total:</b>		<b>1,000.00</b>	<b>1,000.00</b>	<b>0.00</b>	<b>0.00</b>	<b>-1,000.00 100.00%</b>
<b>Revenue Total:</b>		<b>7,359,408.00</b>	<b>7,359,408.00</b>	<b>570,622.94</b>	<b>1,763,548.77</b>	<b>-5,595,859.23 76.04%</b>
<b>Expense</b>						
<b>Category: E01 - Personnel Expense</b>						
<a href="#">001-0100-5000</a>	Salary Expense	1,027,681.78	1,027,681.78	110,369.78	257,506.35	770,175.43 74.94 %
<a href="#">001-0100-5001</a>	Elected Off. 2009-24,2011-27	322,496.00	324,038.00	36,167.01	89,007.26	235,030.74 72.53 %
<a href="#">001-0100-5005</a>	SWB Reimbursement	-1,372,373.00	-1,372,373.00	-114,364.43	-343,093.29	-1,029,279.71 75.00 %
<a href="#">001-0100-5010</a>	Overtime Expense	5,000.00	5,000.00	829.15	1,801.58	3,198.42 63.97 %
<a href="#">001-0100-5020</a>	FICA Expense	100,626.76	100,626.76	11,092.41	26,087.93	74,538.83 74.07 %
<a href="#">001-0100-5022</a>	Unemployment Expense	960.00	960.00	3.24	329.36	630.64 65.69 %
<a href="#">001-0100-5025</a>	Worker's Comp Expense	1,600.00	550.00	0.00	395.39	154.61 28.11 %
<a href="#">001-0100-5030</a>	APERS Expense	207,001.05	207,001.05	22,365.04	52,350.49	154,650.56 74.71 %
<a href="#">001-0100-5040</a>	Health Insurance Expense	168,005.28	168,005.28	11,571.44	34,714.32	133,290.96 79.34 %
<a href="#">001-0100-5042</a>	Employee Assistance Program	4,000.00	4,000.00	0.00	985.88	3,014.12 75.35 %
<a href="#">001-0100-5050</a>	Physical & Drug Screen Exp	800.00	800.00	0.00	0.00	800.00 100.00 %
<a href="#">001-0100-5054</a>	Bring Your Own Device - Phone	300.00	300.00	25.00	75.00	225.00 75.00 %
<a href="#">001-0100-5055</a>	Uniform Expense	500.00	500.00	0.00	0.00	500.00 100.00 %
<a href="#">001-0100-5057</a>	Vehicle Allowance	6,000.00	6,000.00	0.00	0.00	6,000.00 100.00 %
<a href="#">001-0100-5060</a>	Travel & Training Expense	25,700.00	25,700.00	475.00	1,717.87	23,982.13 93.32 %
<a href="#">001-0100-5062</a>	Travel & Training - Mayor	9,706.00	9,706.00	0.00	0.00	9,706.00 100.00 %
<a href="#">001-0100-5063</a>	Travel & Training - City Clerk	1,000.00	1,000.00	0.00	0.00	1,000.00 100.00 %
<a href="#">001-0100-5065</a>	First Aid Expense	100.00	100.00	0.00	0.00	100.00 100.00 %
<b>Category: E01 - Personnel Expense Total:</b>		<b>509,103.87</b>	<b>509,595.87</b>	<b>78,533.64</b>	<b>121,878.14</b>	<b>387,717.73 76.08%</b>
<b>Category: E10 - Building &amp; Grounds Exp</b>						
<a href="#">001-0100-5102</a>	Repairs & Maint - Building	5,000.00	14,383.77	54.87	13,507.34	876.43 6.09 %
<a href="#">001-0100-5104</a>	Repairs & Maint - Grounds	5,500.00	5,500.00	350.00	700.00	4,800.00 87.27 %
<a href="#">001-0100-5110</a>	Utilities - Electric	8,400.00	8,400.00	427.70	1,287.92	7,112.08 84.67 %
<a href="#">001-0100-5111</a>	Utilities - Gas	1,000.00	1,000.00	245.49	785.13	214.87 21.49 %
<a href="#">001-0100-5112</a>	Utilities - Water	750.00	750.00	62.73	222.17	527.83 70.38 %
<a href="#">001-0100-5115</a>	Com Exp - Tel Landline.Interne	8,640.24	8,640.24	764.96	2,289.88	6,350.36 73.50 %
<a href="#">001-0100-5116</a>	Communication Exp - Cellular	7,440.00	7,440.00	656.30	2,030.53	5,409.47 72.71 %
<a href="#">001-0100-5120</a>	Insurance - Property	4,136.00	4,136.00	0.00	0.00	4,136.00 100.00 %
<a href="#">001-0100-5130</a>	Sanitation	1,080.00	1,080.00	195.97	282.96	797.04 73.80 %
<a href="#">001-0100-5142</a>	Janitorial Supplies and Main	4,500.00	4,500.00	436.25	1,932.81	2,567.19 57.05 %



**Budget Report**

For Fiscal: 2023 Period Ending: 03/31/2023

		Original Total Budget	Current Total Budget	Period Activity	Fiscal Activity	Variance Favorable (Unfavorable)	Percent Remaining
<a href="#">001-0100-5145</a>	Tools	1,000.00	1,000.00	0.00	0.00	1,000.00	100.00 %
<b>Category: E10 - Building &amp; Grounds Exp Total:</b>		<b>47,446.24</b>	<b>56,830.01</b>	<b>3,194.27</b>	<b>23,038.74</b>	<b>33,791.27</b>	<b>59.46%</b>
<b>Category: E20 - Vehicle Expense</b>							
<a href="#">001-0100-5200</a>	Fuel Expense	1,500.00	1,500.00	0.00	0.00	1,500.00	100.00 %
<a href="#">001-0100-5212</a>	Service & Repair - Equipment	1,000.00	1,000.00	69.72	69.72	930.28	93.03 %
<a href="#">001-0100-5225</a>	Insurance Expense - Vehicle	1,500.00	1,150.00	0.00	0.00	1,150.00	100.00 %
<b>Category: E20 - Vehicle Expense Total:</b>		<b>4,000.00</b>	<b>3,650.00</b>	<b>69.72</b>	<b>69.72</b>	<b>3,580.28</b>	<b>98.09%</b>
<b>Category: E30 - Supply Expense</b>							
<a href="#">001-0100-5300</a>	Supplies - Office	4,500.00	4,500.00	1,341.60	1,835.84	2,664.16	59.20 %
<a href="#">001-0100-5334</a>	Supplies - Volunteer	2,000.00	2,000.00	0.00	0.00	2,000.00	100.00 %
<a href="#">001-0100-5350</a>	Postage Expense	1,400.00	1,400.00	254.80	1,130.39	269.61	19.26 %
<b>Category: E30 - Supply Expense Total:</b>		<b>7,900.00</b>	<b>7,900.00</b>	<b>1,596.40</b>	<b>2,966.23</b>	<b>4,933.77</b>	<b>62.45%</b>
<b>Category: E40 - Operations Expense</b>							
<a href="#">001-0100-5480</a>	Dues & Subscriptions	76,212.00	76,212.00	94.41	573.83	75,638.17	99.25 %
<a href="#">001-0100-5505</a>	Mayor's Expense	13,500.00	13,500.00	171.48	205.52	13,294.48	98.48 %
<a href="#">001-0100-5506</a>	City Clerk Expense	7,100.00	7,100.00	356.94	356.94	6,743.06	94.97 %
<a href="#">001-0100-5510</a>	Meeting Expense	500.00	500.00	0.00	0.00	500.00	100.00 %
<a href="#">001-0100-5535</a>	Sales Tax Expense	2,500.00	2,500.00	103.00	137.00	2,363.00	94.52 %
<b>Category: E40 - Operations Expense Total:</b>		<b>99,812.00</b>	<b>99,812.00</b>	<b>725.83</b>	<b>1,273.29</b>	<b>98,538.71</b>	<b>98.72%</b>
<b>Category: E55 - Professional Services</b>							
<a href="#">001-0100-5550</a>	Prof Services - Acctg & Audit	12,750.00	12,750.00	0.00	0.00	12,750.00	100.00 %
<a href="#">001-0100-5553</a>	Prof Services - Advertising	7,500.00	7,500.00	198.75	198.75	7,301.25	97.35 %
<a href="#">001-0100-5583</a>	Prof Services - Legal	12,000.00	12,000.00	0.00	468.28	11,531.72	96.10 %
<a href="#">001-0100-5586</a>	Prof Services - Other	61,440.00	61,440.00	14,512.27	15,746.74	45,693.26	74.37 %
<a href="#">001-0100-5588</a>	Prof Services - Legal Notices	2,500.00	2,500.00	0.00	0.00	2,500.00	100.00 %
<a href="#">001-0100-5589</a>	Prof Services - Printing	100.00	100.00	0.00	0.00	100.00	100.00 %
<b>Category: E55 - Professional Services Total:</b>		<b>96,290.00</b>	<b>96,290.00</b>	<b>14,711.02</b>	<b>16,413.77</b>	<b>79,876.23</b>	<b>82.95%</b>
<b>Category: E60 - Miscellaneous Expense</b>							
<a href="#">001-0100-5600</a>	Miscellaneous Expense	100.00	100.00	279.24	263.33	-163.33	-163.33 %
<a href="#">001-0100-5608</a>	Software - New & Renewals	14,520.00	14,520.00	0.00	1,155.87	13,364.13	92.04 %
<b>Category: E60 - Miscellaneous Expense Total:</b>		<b>14,620.00</b>	<b>14,620.00</b>	<b>279.24</b>	<b>1,419.20</b>	<b>13,200.80</b>	<b>90.29%</b>
<b>Category: E68 - Donation Expense</b>							
<a href="#">001-0100-5680</a>	Boys and Girls Club Contract	50,000.00	50,000.00	0.00	12,500.00	37,500.00	75.00 %
<a href="#">001-0100-5681</a>	Sr. Adults Contract	30,000.00	35,000.00	0.00	12,414.96	22,585.04	64.53 %
<a href="#">001-0100-5682</a>	Historic Society Contract	10,000.00	10,000.00	0.00	0.00	10,000.00	100.00 %
<b>Category: E68 - Donation Expense Total:</b>		<b>90,000.00</b>	<b>95,000.00</b>	<b>0.00</b>	<b>24,914.96</b>	<b>70,085.04</b>	<b>73.77%</b>
<b>Expense Total:</b>		<b>869,172.11</b>	<b>883,697.88</b>	<b>99,110.12</b>	<b>191,974.05</b>	<b>691,723.83</b>	<b>78.28%</b>
<b>Department: 0100 - Administration Surplus (Deficit):</b>		<b>6,490,235.89</b>	<b>6,475,710.12</b>	<b>471,512.82</b>	<b>1,571,574.72</b>	<b>-4,904,135.40</b>	<b>75.73%</b>
<b>Department: 0110 - Information Technology</b>							
<b>Expense</b>							
<b>Category: E01 - Personnel Expense</b>							
<a href="#">001-0110-5060</a>	Travel & Training Expense	6,000.00	6,000.00	0.00	0.00	6,000.00	100.00 %
<b>Category: E01 - Personnel Expense Total:</b>		<b>6,000.00</b>	<b>6,000.00</b>	<b>0.00</b>	<b>0.00</b>	<b>6,000.00</b>	<b>100.00%</b>
<b>Category: E60 - Miscellaneous Expense</b>							
<a href="#">001-0110-5604</a>	Hardware - New & Renewals	36,500.00	36,500.00	194.99	10,780.85	25,719.15	70.46 %
<a href="#">001-0110-5606</a>	IT Projects & Labor	25,000.00	25,000.00	0.00	19.77	24,980.23	99.92 %
<a href="#">001-0110-5608</a>	Software - New & Renewals	86,075.00	86,075.00	3,851.40	25,104.88	60,970.12	70.83 %
<a href="#">001-0110-5610</a>	Website	8,000.00	8,000.00	0.00	402.93	7,597.07	94.96 %
<a href="#">001-0110-5612</a>	IT Tools & Supplies	1,000.00	1,000.00	28.00	28.00	972.00	97.20 %
<a href="#">001-0110-5614</a>	Copiers & Maintenance	22,800.00	22,800.00	2,442.86	7,094.69	15,705.31	68.88 %
<b>Category: E60 - Miscellaneous Expense Total:</b>		<b>179,375.00</b>	<b>179,375.00</b>	<b>6,517.25</b>	<b>43,431.12</b>	<b>135,943.88</b>	<b>75.79%</b>
<b>Category: E80 - Fixed Assets</b>							
<a href="#">001-0110-5808</a>	Capital Asset - Vehicles	0.00	35,000.00	0.00	0.00	35,000.00	100.00 %

Budget Report

For Fiscal: 2023 Period Ending: 03/31/2023

		Original Total Budget	Current Total Budget	Period Activity	Fiscal Activity	Variance Favorable (Unfavorable)	Percent Remaining
<a href="#">001-0110-5810</a>	Fixed Assets - Equipment	0.00	66,497.09	0.00	0.00	66,497.09	100.00 %
	<b>Category: E80 - Fixed Assets Total:</b>	<b>0.00</b>	<b>101,497.09</b>	<b>0.00</b>	<b>0.00</b>	<b>101,497.09</b>	<b>100.00%</b>
	<b>Expense Total:</b>	<b>185,375.00</b>	<b>286,872.09</b>	<b>6,517.25</b>	<b>43,431.12</b>	<b>243,440.97</b>	<b>84.86%</b>
	<b>Department: 0110 - Information Technology Total:</b>	<b>185,375.00</b>	<b>286,872.09</b>	<b>6,517.25</b>	<b>43,431.12</b>	<b>243,440.97</b>	<b>84.86%</b>
<b>Department: 0120 - Planning &amp; Development</b>							
<b>Revenue</b>							
<b>Category: R10 - Taxes - Sales</b>							
<a href="#">001-0120-4656</a>	Alcohol Sales Tax Collected	90,000.00	90,000.00	11,597.00	32,264.64	-57,735.36	64.15 %
	<b>Category: R10 - Taxes - Sales Total:</b>	<b>90,000.00</b>	<b>90,000.00</b>	<b>11,597.00</b>	<b>32,264.64</b>	<b>-57,735.36</b>	<b>64.15%</b>
<b>Category: R20 - Licenses Permits &amp; Fees</b>							
<a href="#">001-0120-4200</a>	Act 474 Commerical SurCharge	10,000.00	10,000.00	327.34	2,417.63	-7,582.37	75.82 %
<a href="#">001-0120-4206</a>	Annex/Rezoning Fees	3,000.00	3,000.00	250.00	540.00	-2,460.00	82.00 %
<a href="#">001-0120-4208</a>	Business Licenses	150,000.00	150,000.00	11,993.75	45,068.75	-104,931.25	69.95 %
<a href="#">001-0120-4210</a>	Commercial Remodel Permits	6,500.00	6,500.00	1,398.60	3,301.40	-3,198.60	49.21 %
<a href="#">001-0120-4214</a>	Electrical Permits	90,000.00	90,000.00	11,310.28	22,231.00	-67,769.00	75.30 %
<a href="#">001-0120-4220</a>	HVACR Permits	50,000.00	50,000.00	3,112.34	17,446.37	-32,553.63	65.11 %
<a href="#">001-0120-4226</a>	Mobile Home Permits	5,000.00	5,000.00	200.00	500.00	-4,500.00	90.00 %
<a href="#">001-0120-4228</a>	New Commercial Permits	60,000.00	60,000.00	75.00	3,378.00	-56,622.00	94.37 %
<a href="#">001-0120-4230</a>	Permits - Other	3,000.00	3,000.00	305.00	1,083.00	-1,917.00	63.90 %
<a href="#">001-0120-4232</a>	Plumbing/Gas Inspections	50,000.00	50,000.00	2,469.92	7,774.98	-42,225.02	84.45 %
<a href="#">001-0120-4234</a>	Re - Inspections Fees	5,000.00	5,000.00	905.00	1,895.00	-3,105.00	62.10 %
<a href="#">001-0120-4236</a>	Residential Building Permits	40,000.00	40,000.00	3,624.74	9,264.68	-30,735.32	76.84 %
<a href="#">001-0120-4238</a>	Residential Remodel Permits	3,500.00	3,500.00	338.00	2,085.88	-1,414.12	40.40 %
<a href="#">001-0120-4240</a>	Sanitation License	250.00	250.00	0.00	0.00	-250.00	100.00 %
<a href="#">001-0120-4242</a>	Sign Permits	6,500.00	6,500.00	315.00	5,780.00	-720.00	11.08 %
<a href="#">001-0120-4244</a>	Solicitation Permits	0.00	0.00	15.00	90.00	90.00	0.00 %
<a href="#">001-0120-4248</a>	Storage Building Permits	4,000.00	4,000.00	571.58	611.58	-3,388.42	84.71 %
<a href="#">001-0120-4250</a>	Subdivision Plat & Filing Fees	4,500.00	4,500.00	796.00	896.00	-3,604.00	80.09 %
<a href="#">001-0120-4256</a>	Burn Permit	6,000.00	6,000.00	0.00	75.00	-5,925.00	98.75 %
<a href="#">001-0120-4258</a>	Alcohol Permits - Revenue	30,000.00	30,000.00	0.00	1,625.00	-28,375.00	94.58 %
	<b>Category: R20 - Licenses Permits &amp; Fees Total:</b>	<b>527,250.00</b>	<b>527,250.00</b>	<b>38,007.55</b>	<b>126,064.27</b>	<b>-401,185.73</b>	<b>76.09%</b>
	<b>Revenue Total:</b>	<b>617,250.00</b>	<b>617,250.00</b>	<b>49,604.55</b>	<b>158,328.91</b>	<b>-458,921.09</b>	<b>74.35%</b>
<b>Expense</b>							
<b>Category: E01 - Personnel Expense</b>							
<a href="#">001-0120-5000</a>	Salary Expense	407,986.68	407,986.68	45,476.21	107,600.66	300,386.02	73.63 %
<a href="#">001-0120-5010</a>	Overtime Expense	1,500.00	1,500.00	0.00	0.00	1,500.00	100.00 %
<a href="#">001-0120-5020</a>	FICA Expense	31,325.74	31,325.74	3,429.02	8,077.65	23,248.09	74.21 %
<a href="#">001-0120-5022</a>	Unemployment Expense	420.00	420.00	1.75	147.83	272.17	64.80 %
<a href="#">001-0120-5025</a>	Worker's Comp Expense	0.00	1,050.00	0.00	1,025.45	24.55	2.34 %
<a href="#">001-0120-5030</a>	APERS Expense	60,849.00	60,849.00	6,809.92	16,013.30	44,835.70	73.68 %
<a href="#">001-0120-5040</a>	Health Insurance Expense	70,092.49	70,092.49	6,014.26	18,042.78	52,049.71	74.26 %
<a href="#">001-0120-5050</a>	Physical & Drug Screen Exp	150.00	150.00	0.00	0.00	150.00	100.00 %
<a href="#">001-0120-5055</a>	Uniform Expense	2,000.00	2,000.00	0.00	0.00	2,000.00	100.00 %
<a href="#">001-0120-5060</a>	Travel & Training Expense	12,500.00	12,500.00	784.50	1,173.50	11,326.50	90.61 %
	<b>Category: E01 - Personnel Expense Total:</b>	<b>586,823.91</b>	<b>587,873.91</b>	<b>62,515.66</b>	<b>152,081.17</b>	<b>435,792.74</b>	<b>74.13%</b>
<b>Category: E10 - Building &amp; Grounds Exp</b>							
<a href="#">001-0120-5110</a>	Utilities - Electric	1,320.00	1,320.00	106.93	321.99	998.01	75.61 %
<a href="#">001-0120-5111</a>	Utilities - Gas	240.00	240.00	61.37	196.29	43.71	18.21 %
<a href="#">001-0120-5112</a>	Utilities - Water	200.00	200.00	15.68	55.54	144.46	72.23 %
<a href="#">001-0120-5115</a>	Com Exp - Tel Landline.Interne	1,200.00	1,200.00	124.00	372.00	828.00	69.00 %
<a href="#">001-0120-5116</a>	Communication Exp - Cellular	5,160.00	5,160.00	318.29	977.07	4,182.93	81.06 %
<a href="#">001-0120-5120</a>	Insurance - Property	320.00	320.00	0.00	0.00	320.00	100.00 %
<a href="#">001-0120-5130</a>	Sanitation	265.00	265.00	21.56	64.68	200.32	75.59 %
	<b>Category: E10 - Building &amp; Grounds Exp Total:</b>	<b>8,705.00</b>	<b>8,705.00</b>	<b>647.83</b>	<b>1,987.57</b>	<b>6,717.43</b>	<b>77.17%</b>
<b>Category: E20 - Vehicle Expense</b>							
<a href="#">001-0120-5200</a>	Fuel Expense	9,000.00	9,000.00	441.13	1,337.06	7,662.94	85.14 %



Budget Report

For Fiscal: 2023 Period Ending: 03/31/2023

		Original Total Budget	Current Total Budget	Period Activity	Fiscal Activity	Variance Favorable (Unfavorable)	Percent Remaining
<a href="#">001-0120-5210</a>	Service & Repair - Vehicle	1,000.00	1,000.00	70.50	95.50	904.50	90.45 %
<a href="#">001-0120-5225</a>	Insurance Expense - Vehicle	2,400.00	2,093.01	0.00	1,110.41	982.60	46.95 %
<b>Category: E20 - Vehicle Expense Total:</b>		<b>12,400.00</b>	<b>12,093.01</b>	<b>511.63</b>	<b>2,542.97</b>	<b>9,550.04</b>	<b>78.97%</b>
<b>Category: E30 - Supply Expense</b>							
<a href="#">001-0120-5300</a>	Supplies - Office	2,500.00	2,500.00	582.43	582.43	1,917.57	76.70 %
<a href="#">001-0120-5350</a>	Postage Expense	2,000.00	2,000.00	57.74	181.26	1,818.74	90.94 %
<b>Category: E30 - Supply Expense Total:</b>		<b>4,500.00</b>	<b>4,500.00</b>	<b>640.17</b>	<b>763.69</b>	<b>3,736.31</b>	<b>83.03%</b>
<b>Category: E40 - Operations Expense</b>							
<a href="#">001-0120-5405</a>	Act 474 Surcharge	10,000.00	10,000.00	1,181.73	1,389.58	8,610.42	86.10 %
<a href="#">001-0120-5475</a>	Credit Card Fees	12,300.00	12,300.00	58.89	510.30	11,789.70	95.85 %
<a href="#">001-0120-5480</a>	Dues & Subscriptions	23,000.00	23,000.00	0.00	19,070.00	3,930.00	17.09 %
<b>Category: E40 - Operations Expense Total:</b>		<b>45,300.00</b>	<b>45,300.00</b>	<b>1,240.62</b>	<b>20,969.88</b>	<b>24,330.12</b>	<b>53.71%</b>
<b>Category: E55 - Professional Services</b>							
<a href="#">001-0120-5553</a>	Prof Services - Advertising	2,000.00	2,000.00	0.00	0.00	2,000.00	100.00 %
<a href="#">001-0120-5560</a>	Vacant Home Cleanup	5,000.00	5,000.00	0.00	0.00	5,000.00	100.00 %
<a href="#">001-0120-5568</a>	Prof Services - Electrical Ins	17,000.00	17,000.00	2,655.00	4,905.00	12,095.00	71.15 %
<a href="#">001-0120-5571</a>	Prof Services - Engineering	30,000.00	30,000.00	57.65	130.75	29,869.25	99.56 %
<a href="#">001-0120-5574</a>	Prof Services - GIS	3,000.00	3,000.00	0.00	0.00	3,000.00	100.00 %
<a href="#">001-0120-5589</a>	Prof Services - Printing	700.00	700.00	0.00	0.00	700.00	100.00 %
<b>Category: E55 - Professional Services Total:</b>		<b>57,700.00</b>	<b>57,700.00</b>	<b>2,712.65</b>	<b>5,035.75</b>	<b>52,664.25</b>	<b>91.27%</b>
<b>Category: E60 - Miscellaneous Expense</b>							
<a href="#">001-0120-5600</a>	Miscellaneous Expense	5,000.00	5,000.00	0.00	0.00	5,000.00	100.00 %
<a href="#">001-0120-5608</a>	Software - New & Renewals	25,000.00	25,000.00	0.00	0.00	25,000.00	100.00 %
<b>Category: E60 - Miscellaneous Expense Total:</b>		<b>30,000.00</b>	<b>30,000.00</b>	<b>0.00</b>	<b>0.00</b>	<b>30,000.00</b>	<b>100.00%</b>
<b>Category: E80 - Fixed Assets</b>							
<a href="#">001-0120-5808</a>	Capital Assets - Vehicles	12,650.00	12,650.00	1,181.33	3,543.99	9,106.01	71.98 %
<b>Category: E80 - Fixed Assets Total:</b>		<b>12,650.00</b>	<b>12,650.00</b>	<b>1,181.33</b>	<b>3,543.99</b>	<b>9,106.01</b>	<b>71.98%</b>
<b>Category: E85 - Interest Expense</b>							
<a href="#">001-0120-5850</a>	Interest Expense	300.00	300.00	0.00	0.00	300.00	100.00 %
<b>Category: E85 - Interest Expense Total:</b>		<b>300.00</b>	<b>300.00</b>	<b>0.00</b>	<b>0.00</b>	<b>300.00</b>	<b>100.00%</b>
<b>Expense Total:</b>		<b>758,378.91</b>	<b>759,121.92</b>	<b>69,449.89</b>	<b>186,925.02</b>	<b>572,196.90</b>	<b>75.38%</b>
<b>Department: 0120 - Planning &amp; Development Surplus (Deficit):</b>		<b>-141,128.91</b>	<b>-141,871.92</b>	<b>-19,845.34</b>	<b>-28,596.11</b>	<b>113,275.81</b>	<b>79.84%</b>
<b>Department: 0160 - Engineering Expense</b>							
<b>Category: E01 - Personnel Expense</b>							
<a href="#">001-0160-5025</a>	Worker's Comp Expense	4,135.00	735.00	0.00	706.71	28.29	3.85 %
<a href="#">001-0160-5055</a>	Uniform Expense	2,000.00	2,000.00	228.10	228.10	1,771.90	88.60 %
<a href="#">001-0160-5060</a>	Travel & Training Expense	5,000.00	5,000.00	0.00	1,320.00	3,680.00	73.60 %
<b>Category: E01 - Personnel Expense Total:</b>		<b>11,135.00</b>	<b>7,735.00</b>	<b>228.10</b>	<b>2,254.81</b>	<b>5,480.19</b>	<b>70.85%</b>
<b>Category: E10 - Building &amp; Grounds Exp</b>							
<a href="#">001-0160-5116</a>	Communication Exp - Cellular	2,300.00	2,300.00	178.58	535.60	1,764.40	76.71 %
<b>Category: E10 - Building &amp; Grounds Exp Total:</b>		<b>2,300.00</b>	<b>2,300.00</b>	<b>178.58</b>	<b>535.60</b>	<b>1,764.40</b>	<b>76.71%</b>
<b>Category: E20 - Vehicle Expense</b>							
<a href="#">001-0160-5200</a>	Fuel Expense	7,500.00	7,500.00	1,038.73	3,247.81	4,252.19	56.70 %
<a href="#">001-0160-5210</a>	Service & Repair - Vehicle	1,200.00	1,200.00	114.04	564.87	635.13	52.93 %
<a href="#">001-0160-5225</a>	Insurance Expense - Vehicle	1,700.00	1,913.23	0.00	1,904.81	8.42	0.44 %
<b>Category: E20 - Vehicle Expense Total:</b>		<b>10,400.00</b>	<b>10,613.23</b>	<b>1,152.77</b>	<b>5,717.49</b>	<b>4,895.74</b>	<b>46.13%</b>
<b>Category: E30 - Supply Expense</b>							
<a href="#">001-0160-5322</a>	Supplies - Operating	5,000.00	5,000.00	70.23	831.18	4,168.82	83.38 %
<b>Category: E30 - Supply Expense Total:</b>		<b>5,000.00</b>	<b>5,000.00</b>	<b>70.23</b>	<b>831.18</b>	<b>4,168.82</b>	<b>83.38%</b>
<b>Category: E60 - Miscellaneous Expense</b>							
<a href="#">001-0160-5604</a>	Hardware - New & Renewals	5,000.00	5,000.00	0.00	0.00	5,000.00	100.00 %
<a href="#">001-0160-5608</a>	Software - New & Renewals	5,650.00	5,650.00	0.00	0.00	5,650.00	100.00 %
<b>Category: E60 - Miscellaneous Expense Total:</b>		<b>10,650.00</b>	<b>10,650.00</b>	<b>0.00</b>	<b>0.00</b>	<b>10,650.00</b>	<b>100.00%</b>



Budget Report

For Fiscal: 2023 Period Ending: 03/31/2023

	Original Total Budget	Current Total Budget	Period Activity	Fiscal Activity	Variance Favorable (Unfavorable)	Percent Remaining
<b>Category: E80 - Fixed Assets</b>						
<a href="#">001-0160-5808</a> Capital Assets - Vehicles	19,000.00	19,000.00	1,611.72	4,835.16	14,164.84	74.55 %
<b>Category: E80 - Fixed Assets Total:</b>	<b>19,000.00</b>	<b>19,000.00</b>	<b>1,611.72</b>	<b>4,835.16</b>	<b>14,164.84</b>	<b>74.55%</b>
<b>Category: E85 - Interest Expense</b>						
<a href="#">001-0160-5850</a> Interest Expense	300.00	300.00	0.00	0.00	300.00	100.00 %
<b>Category: E85 - Interest Expense Total:</b>	<b>300.00</b>	<b>300.00</b>	<b>0.00</b>	<b>0.00</b>	<b>300.00</b>	<b>100.00%</b>
<b>Expense Total:</b>	<b>58,785.00</b>	<b>55,598.23</b>	<b>3,241.40</b>	<b>14,174.24</b>	<b>41,423.99</b>	<b>74.51%</b>
<b>Department: 0160 - Engineering Total:</b>	<b>58,785.00</b>	<b>55,598.23</b>	<b>3,241.40</b>	<b>14,174.24</b>	<b>41,423.99</b>	<b>74.51%</b>
<b>Department: 0200 - Animal Control</b>						
<b>Revenue</b>						
<b>Category: R20 - Licenses Permits &amp; Fees</b>						
<a href="#">001-0200-4202</a> Adoption Revenue	5,500.00	5,500.00	445.00	985.00	-4,515.00	82.09 %
<a href="#">001-0200-4222</a> Misc Revenue - Animal Control	8,000.00	8,000.00	968.94	1,937.39	-6,062.61	75.78 %
<a href="#">001-0200-4224</a> Dog License Fee	3,500.00	3,500.00	185.00	775.00	-2,725.00	77.86 %
<a href="#">001-0200-4246</a> Spay & Neuter Revenue	12,500.00	12,500.00	810.00	2,410.00	-10,090.00	80.72 %
<b>Category: R20 - Licenses Permits &amp; Fees Total:</b>	<b>29,500.00</b>	<b>29,500.00</b>	<b>2,408.94</b>	<b>6,107.39</b>	<b>-23,392.61</b>	<b>79.30%</b>
<b>Category: R40 - Fines &amp; Forfeitures</b>						
<a href="#">001-0200-4420</a> Animal Control Fines	6,000.00	6,000.00	535.00	4,311.20	-1,688.80	28.15 %
<b>Category: R40 - Fines &amp; Forfeitures Total:</b>	<b>6,000.00</b>	<b>6,000.00</b>	<b>535.00</b>	<b>4,311.20</b>	<b>-1,688.80</b>	<b>28.15%</b>
<b>Category: R62 - Intergovernmental Tsfrs</b>						
<a href="#">001-0200-4627</a> Xfer Designated Tax	631,002.00	631,002.00	52,583.00	157,749.00	-473,253.00	75.00 %
<b>Category: R62 - Intergovernmental Tsfrs Total:</b>	<b>631,002.00</b>	<b>631,002.00</b>	<b>52,583.00</b>	<b>157,749.00</b>	<b>-473,253.00</b>	<b>75.00%</b>
<b>Revenue Total:</b>	<b>666,502.00</b>	<b>666,502.00</b>	<b>55,526.94</b>	<b>168,167.59</b>	<b>-498,334.41</b>	<b>74.77%</b>
<b>Expense</b>						
<b>Category: E01 - Personnel Expense</b>						
<a href="#">001-0200-5000</a> Salary Expense	359,527.79	359,527.79	32,188.55	73,477.90	286,049.89	79.56 %
<a href="#">001-0200-5005</a> SWB Reimbursement	107,426.00	107,426.00	8,952.17	26,856.51	80,569.49	75.00 %
<a href="#">001-0200-5010</a> Overtime Expense	12,000.00	12,000.00	1,255.27	2,640.48	9,359.52	78.00 %
<a href="#">001-0200-5020</a> FICA Expense	28,421.47	28,421.47	2,492.93	5,627.23	22,794.24	80.20 %
<a href="#">001-0200-5022</a> Unemployment Expense	576.00	576.00	19.43	131.41	444.59	77.19 %
<a href="#">001-0200-5025</a> Worker's Comp Expense	1,900.00	2,700.00	0.00	2,698.03	1.97	0.07 %
<a href="#">001-0200-5030</a> APERS Expense	56,611.66	56,611.66	5,091.15	11,495.57	45,116.09	79.69 %
<a href="#">001-0200-5040</a> Health Insurance Expense	81,998.40	81,998.40	4,513.76	14,037.36	67,961.04	82.88 %
<a href="#">001-0200-5050</a> Physical & Drug Screen Exp	500.00	500.00	69.00	104.22	395.78	79.16 %
<a href="#">001-0200-5055</a> Uniform Expense	5,000.00	5,000.00	82.01	323.70	4,676.30	93.53 %
<a href="#">001-0200-5060</a> Travel & Training Expense	11,000.00	11,000.00	689.48	1,670.43	9,329.57	84.81 %
<a href="#">001-0200-5065</a> First Aid Expense	200.00	200.00	0.00	0.00	200.00	100.00 %
<b>Category: E01 - Personnel Expense Total:</b>	<b>665,161.32</b>	<b>665,961.32</b>	<b>55,353.75</b>	<b>139,062.84</b>	<b>526,898.48</b>	<b>79.12%</b>
<b>Category: E10 - Building &amp; Grounds Exp</b>						
<a href="#">001-0200-5102</a> Repairs & Maint - Building	5,000.00	5,000.00	144.88	530.53	4,469.47	89.39 %
<a href="#">001-0200-5104</a> Repairs & Maint - Grounds	8,320.00	8,320.00	82.13	82.13	8,237.87	99.01 %
<a href="#">001-0200-5110</a> Utilities - Electric	10,000.00	10,000.00	789.08	2,551.59	7,448.41	74.48 %
<a href="#">001-0200-5111</a> Utilities - Gas	480.00	480.00	98.60	247.76	232.24	48.38 %
<a href="#">001-0200-5112</a> Utilities - Water	500.00	500.00	49.07	147.64	352.36	70.47 %
<a href="#">001-0200-5115</a> Com Exp - Tel Landline.Interne	9,500.00	9,500.00	767.41	2,302.23	7,197.77	75.77 %
<a href="#">001-0200-5116</a> Communication Exp - Cellular	4,440.00	4,440.00	341.47	886.67	3,553.33	80.03 %
<a href="#">001-0200-5120</a> Insurance - Property	956.00	956.00	0.00	0.00	956.00	100.00 %
<a href="#">001-0200-5130</a> Sanitation	1,500.00	1,500.00	125.84	377.09	1,122.91	74.86 %
<a href="#">001-0200-5140</a> Supplies - B&G	500.00	500.00	0.00	85.43	414.57	82.91 %
<a href="#">001-0200-5142</a> Janitorial Supplies and Main	4,000.00	4,000.00	111.80	692.08	3,307.92	82.70 %
<a href="#">001-0200-5145</a> Tools	1,500.00	1,500.00	94.29	366.88	1,133.12	75.54 %
<b>Category: E10 - Building &amp; Grounds Exp Total:</b>	<b>46,696.00</b>	<b>46,696.00</b>	<b>2,604.57</b>	<b>8,270.03</b>	<b>38,425.97</b>	<b>82.29%</b>
<b>Category: E20 - Vehicle Expense</b>						
<a href="#">001-0200-5200</a> Fuel Expense	4,500.00	4,500.00	662.08	1,757.18	2,742.82	60.95 %
<a href="#">001-0200-5210</a> Service & Repair - Vehicle	8,700.00	8,700.00	151.58	715.25	7,984.75	91.78 %

**Budget Report**

For Fiscal: 2023 Period Ending: 03/31/2023

		Original Total Budget	Current Total Budget	Period Activity	Fiscal Activity	Variance Favorable (Unfavorable)	Percent Remaining
<a href="#">001-0200-5225</a>	Insurance Expense - Vehicle	1,205.90	1,555.90	0.00	1,524.59	31.31	2.01 %
	<b>Category: E20 - Vehicle Expense Total:</b>	<b>14,405.90</b>	<b>14,755.90</b>	<b>813.66</b>	<b>3,997.02</b>	<b>10,758.88</b>	<b>72.91%</b>
	<b>Category: E30 - Supply Expense</b>						
<a href="#">001-0200-5300</a>	Supplies - Office	1,200.00	1,200.00	31.27	171.68	1,028.32	85.69 %
<a href="#">001-0200-5302</a>	Supplies - Kitchen	350.00	350.00	11.10	29.40	320.60	91.60 %
<a href="#">001-0200-5306</a>	Supplies - Food Allowance	1,000.00	1,000.00	0.00	0.00	1,000.00	100.00 %
<a href="#">001-0200-5322</a>	Supplies - Operating	9,300.00	9,300.00	187.31	250.19	9,049.81	97.31 %
<a href="#">001-0200-5350</a>	Postage Expense	100.00	100.00	69.38	164.34	-64.34	-64.34 %
<a href="#">001-0200-5370</a>	Medicine Expense	9,000.00	9,137.34	1,218.89	1,434.76	7,702.58	84.30 %
<a href="#">001-0200-5371</a>	Spay & Neuter Vouchers	1,000.00	1,000.00	0.00	0.00	1,000.00	100.00 %
	<b>Category: E30 - Supply Expense Total:</b>	<b>21,950.00</b>	<b>22,087.34</b>	<b>1,517.95</b>	<b>2,050.37</b>	<b>20,036.97</b>	<b>90.72%</b>
	<b>Category: E40 - Operations Expense</b>						
<a href="#">001-0200-5475</a>	Credit Card Fees	3,120.00	3,120.00	71.44	366.70	2,753.30	88.25 %
<a href="#">001-0200-5480</a>	Dues & Subscriptions	825.00	825.00	40.00	453.72	371.28	45.00 %
	<b>Category: E40 - Operations Expense Total:</b>	<b>3,945.00</b>	<b>3,945.00</b>	<b>111.44</b>	<b>820.42</b>	<b>3,124.58</b>	<b>79.20%</b>
	<b>Category: E55 - Professional Services</b>						
<a href="#">001-0200-5577</a>	Prof Services - Incineration & Disp	4,000.00	4,000.00	160.00	160.00	3,840.00	96.00 %
<a href="#">001-0200-5589</a>	Prof Services - Printing	1,000.00	1,000.00	267.94	669.66	330.34	33.03 %
<a href="#">001-0200-5592</a>	Prof Services - Veterinarian	25,000.00	25,000.00	240.18	1,461.85	23,538.15	94.15 %
<a href="#">001-0200-5593</a>	Prof Services - Animal Care	5,000.00	5,000.00	228.65	531.94	4,468.06	89.36 %
	<b>Category: E55 - Professional Services Total:</b>	<b>35,000.00</b>	<b>35,000.00</b>	<b>896.77</b>	<b>2,823.45</b>	<b>32,176.55</b>	<b>91.93%</b>
	<b>Category: E60 - Miscellaneous Expense</b>						
<a href="#">001-0200-5600</a>	Miscellaneous Expense	1,000.00	1,000.00	30.00	30.00	970.00	97.00 %
<a href="#">001-0200-5604</a>	Hardware - New & Renewals	1,500.00	1,500.00	0.00	0.00	1,500.00	100.00 %
<a href="#">001-0200-5608</a>	Software - New & Renewals	1,500.00	1,500.00	0.00	1,167.87	332.13	22.14 %
	<b>Category: E60 - Miscellaneous Expense Total:</b>	<b>4,000.00</b>	<b>4,000.00</b>	<b>30.00</b>	<b>1,197.87</b>	<b>2,802.13</b>	<b>70.05%</b>
	<b>Category: E72 - Bond Expense</b>						
<a href="#">001-0200-5840</a>	Principal on Loans	7,680.00	7,680.00	646.40	1,935.89	5,744.11	74.79 %
	<b>Category: E72 - Bond Expense Total:</b>	<b>7,680.00</b>	<b>7,680.00</b>	<b>646.40</b>	<b>1,935.89</b>	<b>5,744.11</b>	<b>74.79%</b>
	<b>Category: E80 - Fixed Assets</b>						
<a href="#">001-0200-5808</a>	Cap Assets - Vehicles	0.00	60,000.00	59,194.69	60,265.91	-265.91	-0.44 %
	<b>Category: E80 - Fixed Assets Total:</b>	<b>0.00</b>	<b>60,000.00</b>	<b>59,194.69</b>	<b>60,265.91</b>	<b>-265.91</b>	<b>-0.44%</b>
	<b>Category: E85 - Interest Expense</b>						
<a href="#">001-0200-5850</a>	Interest Expense	780.00	780.00	56.67	173.34	606.66	77.78 %
	<b>Category: E85 - Interest Expense Total:</b>	<b>780.00</b>	<b>780.00</b>	<b>56.67</b>	<b>173.34</b>	<b>606.66</b>	<b>77.78%</b>
	<b>Expense Total:</b>	<b>799,618.22</b>	<b>860,905.56</b>	<b>121,225.90</b>	<b>220,597.14</b>	<b>640,308.42</b>	<b>74.38%</b>
	<b>Department: 0200 - Animal Control Surplus (Deficit):</b>	<b>-133,116.22</b>	<b>-194,403.56</b>	<b>-65,698.96</b>	<b>-52,429.55</b>	<b>141,974.01</b>	<b>73.03%</b>
	<b>Department: 0300 - Court</b>						
	<b>Revenue</b>						
	<b>Category: R40 - Fines &amp; Forfeitures</b>						
<a href="#">001-0300-4400</a>	Act 316 of 1991 Revenue	200.00	200.00	18.12	54.36	-145.64	72.82 %
<a href="#">001-0300-4412</a>	City Attorney Reim	26,000.00	26,000.00	2,190.68	6,572.04	-19,427.96	74.72 %
<a href="#">001-0300-4414</a>	Court Fines	400,000.00	400,000.00	4,111.70	58,701.89	-341,298.11	85.32 %
<a href="#">001-0300-4416</a>	District Court Reim	14,000.00	14,000.00	1,181.04	3,543.12	-10,456.88	74.69 %
<a href="#">001-0300-4424</a>	Judge Retirement Reim	4,700.00	4,700.00	394.84	1,184.52	-3,515.48	74.80 %
<a href="#">001-0300-4426</a>	Ordinance 89-15 Revenue	23,000.00	23,000.00	1,966.60	5,899.80	-17,100.20	74.35 %
<a href="#">001-0300-4428</a>	Warrant Fees	65,000.00	65,000.00	36,902.57	42,329.37	-22,670.63	34.88 %
	<b>Category: R40 - Fines &amp; Forfeitures Total:</b>	<b>532,900.00</b>	<b>532,900.00</b>	<b>46,765.55</b>	<b>118,285.10</b>	<b>-414,614.90</b>	<b>77.80%</b>
	<b>Category: R60 - Miscellaneous Revenue</b>						
<a href="#">001-0300-4600</a>	Miscellaneous Revenue	50,520.00	50,520.00	3,216.14	11,818.75	-38,701.25	76.61 %
	<b>Category: R60 - Miscellaneous Revenue Total:</b>	<b>50,520.00</b>	<b>50,520.00</b>	<b>3,216.14</b>	<b>11,818.75</b>	<b>-38,701.25</b>	<b>76.61%</b>



Budget Report

For Fiscal: 2023 Period Ending: 03/31/2023

	Original Total Budget	Current Total Budget	Period Activity	Fiscal Activity	Variance Favorable (Unfavorable)	Percent Remaining
<b>Category: R64 - Reimbursement</b>						
<a href="#">001-0300-4640</a> Reimbursement RevSaline County	160,000.00	160,000.00	55,466.33	55,466.33	-104,533.67	65.33 %
<b>Category: R64 - Reimbursement Total:</b>	<b>160,000.00</b>	<b>160,000.00</b>	<b>55,466.33</b>	<b>55,466.33</b>	<b>-104,533.67</b>	<b>65.33%</b>
<b>Revenue Total:</b>	<b>743,420.00</b>	<b>743,420.00</b>	<b>105,448.02</b>	<b>185,570.18</b>	<b>-557,849.82</b>	<b>75.04%</b>
<b>Expense</b>						
<b>Category: E01 - Personnel Expense</b>						
<a href="#">001-0300-5000</a> Salary Expense	313,669.24	313,669.24	35,856.94	83,553.11	230,116.13	73.36 %
<a href="#">001-0300-5010</a> Overtime Expense	500.00	500.00	36.20	36.20	463.80	92.76 %
<a href="#">001-0300-5020</a> FICA Expense	24,033.95	24,033.95	2,675.20	6,182.73	17,851.22	74.28 %
<a href="#">001-0300-5022</a> Unemployment Expense	420.00	420.00	18.76	153.67	266.33	63.41 %
<a href="#">001-0300-5025</a> Worker's Comp Expense	1,300.00	1,700.00	0.00	1,672.61	27.39	1.61 %
<a href="#">001-0300-5030</a> APERS Expense	48,060.72	48,060.72	5,498.87	12,805.96	35,254.76	73.35 %
<a href="#">001-0300-5038</a> Pension Expense-Judge Rtmnt	10,000.00	10,000.00	0.00	0.00	10,000.00	100.00 %
<a href="#">001-0300-5040</a> Health Insurance Expense	62,987.04	62,987.04	4,997.58	14,992.74	47,994.30	76.20 %
<a href="#">001-0300-5050</a> Physical & Drug Screen Exp	300.00	300.00	0.00	0.00	300.00	100.00 %
<a href="#">001-0300-5055</a> Uniform Expense	500.00	500.00	0.00	12.21	487.79	97.56 %
<a href="#">001-0300-5060</a> Travel & Training Expense	10,500.00	10,500.00	673.26	1,794.18	8,705.82	82.91 %
<a href="#">001-0300-5070</a> Judge - Share to State	30,000.00	30,000.00	0.00	4,810.36	25,189.64	83.97 %
<b>Category: E01 - Personnel Expense Total:</b>	<b>502,270.95</b>	<b>502,670.95</b>	<b>49,756.81</b>	<b>126,013.77</b>	<b>376,657.18</b>	<b>74.93%</b>
<b>Category: E10 - Building &amp; Grounds Exp</b>						
<a href="#">001-0300-5102</a> Repairs & Maint - Building	11,000.00	11,000.00	0.00	0.00	11,000.00	100.00 %
<a href="#">001-0300-5110</a> Utilities - Electric	6,000.00	6,000.00	427.71	1,287.92	4,712.08	78.53 %
<a href="#">001-0300-5111</a> Utilities - Gas	1,200.00	1,200.00	245.48	785.10	414.90	34.58 %
<a href="#">001-0300-5112</a> Utilities - Water	650.00	650.00	62.73	222.16	427.84	65.82 %
<a href="#">001-0300-5115</a> Com Exp - Tel Landline.Interne	3,216.00	3,216.00	353.87	1,061.61	2,154.39	66.99 %
<a href="#">001-0300-5130</a> Sanitation	1,080.00	1,080.00	86.25	258.75	821.25	76.04 %
<a href="#">001-0300-5142</a> Janitorial Supplies and Main	500.00	500.00	28.60	57.20	442.80	88.56 %
<b>Category: E10 - Building &amp; Grounds Exp Total:</b>	<b>23,646.00</b>	<b>23,646.00</b>	<b>1,204.64</b>	<b>3,672.74</b>	<b>19,973.26</b>	<b>84.47%</b>
<b>Category: E30 - Supply Expense</b>						
<a href="#">001-0300-5300</a> Supplies - Office	9,000.00	9,000.00	0.00	2,366.29	6,633.71	73.71 %
<a href="#">001-0300-5350</a> Postage Expense	2,000.00	2,000.00	191.78	425.50	1,574.50	78.73 %
<b>Category: E30 - Supply Expense Total:</b>	<b>11,000.00</b>	<b>11,000.00</b>	<b>191.78</b>	<b>2,791.79</b>	<b>8,208.21</b>	<b>74.62%</b>
<b>Category: E40 - Operations Expense</b>						
<a href="#">001-0300-5480</a> Dues & Subscriptions	146,000.00	146,000.00	11,919.50	36,733.50	109,266.50	74.84 %
<b>Category: E40 - Operations Expense Total:</b>	<b>146,000.00</b>	<b>146,000.00</b>	<b>11,919.50</b>	<b>36,733.50</b>	<b>109,266.50</b>	<b>74.84%</b>
<b>Category: E55 - Professional Services</b>						
<a href="#">001-0300-5553</a> Prof Services - Advertising	500.00	500.00	0.00	0.00	500.00	100.00 %
<a href="#">001-0300-5589</a> Prof Services - Printing	5,000.00	5,000.00	0.00	0.00	5,000.00	100.00 %
<b>Category: E55 - Professional Services Total:</b>	<b>5,500.00</b>	<b>5,500.00</b>	<b>0.00</b>	<b>0.00</b>	<b>5,500.00</b>	<b>100.00%</b>
<b>Category: E60 - Miscellaneous Expense</b>						
<a href="#">001-0300-5608</a> Software - New & Renewals	1,272.00	1,272.00	0.00	0.00	1,272.00	100.00 %
<a href="#">001-0300-5614</a> Copiers & Maintenance	3,168.00	3,168.00	263.24	789.72	2,378.28	75.07 %
<b>Category: E60 - Miscellaneous Expense Total:</b>	<b>4,440.00</b>	<b>4,440.00</b>	<b>263.24</b>	<b>789.72</b>	<b>3,650.28</b>	<b>82.21%</b>
<b>Expense Total:</b>	<b>692,856.95</b>	<b>693,256.95</b>	<b>63,335.97</b>	<b>170,001.52</b>	<b>523,255.43</b>	<b>75.48%</b>
<b>Department: 0300 - Court Surplus (Deficit):</b>	<b>50,563.05</b>	<b>50,163.05</b>	<b>42,112.05</b>	<b>15,568.66</b>	<b>-34,594.39</b>	<b>68.96%</b>
<b>Department: 0400 - Parks</b>						
<b>Revenue</b>						
<b>Category: R60 - Miscellaneous Revenue</b>						
<a href="#">001-0400-4600</a> Miscellaneous Revenue	0.00	0.00	40,200.00	40,200.00	40,200.00	0.00 %
<b>Category: R60 - Miscellaneous Revenue Total:</b>	<b>0.00</b>	<b>0.00</b>	<b>40,200.00</b>	<b>40,200.00</b>	<b>40,200.00</b>	<b>0.00%</b>
<b>Category: R62 - Intergovernmental Tsfrs</b>						
<a href="#">001-0400-4627</a> Xfer Designated Tax	631,002.00	631,002.00	52,583.00	157,749.00	-473,253.00	75.00 %



Budget Report

For Fiscal: 2023 Period Ending: 03/31/2023

		Original Total Budget	Current Total Budget	Period Activity	Fiscal Activity	Variance Favorable (Unfavorable)	Percent Remaining
<a href="#">001-0400-4629</a>	Xfer Park 1/8 O & M	788,751.00	788,751.00	65,729.00	197,187.00	-591,564.00	75.00 %
<b>Category: R62 - Intergovernmental Tsfrs Total:</b>		<b>1,419,753.00</b>	<b>1,419,753.00</b>	<b>118,312.00</b>	<b>354,936.00</b>	<b>-1,064,817.00</b>	<b>75.00%</b>
<b>Revenue Total:</b>		<b>1,419,753.00</b>	<b>1,419,753.00</b>	<b>158,512.00</b>	<b>395,136.00</b>	<b>-1,024,617.00</b>	<b>72.17%</b>
<b>Expense</b>							
<b>Category: E01 - Personnel Expense</b>							
<a href="#">001-0400-5000</a>	Salary Expense	429,635.40	429,635.40	48,290.48	112,565.28	317,070.12	73.80 %
<a href="#">001-0400-5001</a>	Part Time Labor	12,240.00	12,240.00	0.00	0.00	12,240.00	100.00 %
<a href="#">001-0400-5005</a>	SWB Reimbursement	214,853.00	214,853.00	17,904.42	53,713.26	161,139.74	75.00 %
<a href="#">001-0400-5010</a>	Overtime Expense	7,000.00	7,000.00	1,048.44	1,105.26	5,894.74	84.21 %
<a href="#">001-0400-5020</a>	FICA Expense	35,887.42	35,887.42	3,691.32	8,446.40	27,441.02	76.46 %
<a href="#">001-0400-5022</a>	Unemployment Expense	900.00	900.00	41.97	210.10	689.90	76.66 %
<a href="#">001-0400-5025</a>	Worker's Comp Expense	11,000.00	18,400.00	0.00	18,378.93	21.07	0.11 %
<a href="#">001-0400-5030</a>	APERS Expense	66,892.54	66,892.54	7,505.75	17,286.01	49,606.53	74.16 %
<a href="#">001-0400-5040</a>	Health Insurance Expense	112,820.06	112,820.06	8,265.06	24,795.16	88,024.90	78.02 %
<a href="#">001-0400-5050</a>	Physical & Drug Screen Exp	1,050.00	1,050.00	0.00	0.00	1,050.00	100.00 %
<a href="#">001-0400-5055</a>	Uniform Expense	3,000.00	3,000.00	0.00	0.00	3,000.00	100.00 %
<a href="#">001-0400-5057</a>	Vehicle Allowance	6,000.00	6,000.00	0.00	0.00	6,000.00	100.00 %
<a href="#">001-0400-5060</a>	Travel & Training Expense	10,400.00	10,400.00	0.00	1,311.60	9,088.40	87.39 %
<b>Category: E01 - Personnel Expense Total:</b>		<b>911,678.42</b>	<b>919,078.42</b>	<b>86,747.44</b>	<b>237,812.00</b>	<b>681,266.42</b>	<b>74.12%</b>
<b>Category: E10 - Building &amp; Grounds Exp</b>							
<a href="#">001-0400-5120</a>	Insurance - Property	1,526.00	1,526.00	0.00	0.00	1,526.00	100.00 %
<a href="#">001-0400-5145</a>	Tools	2,000.00	2,000.00	888.12	1,241.62	758.38	37.92 %
<b>Category: E10 - Building &amp; Grounds Exp Total:</b>		<b>3,526.00</b>	<b>3,526.00</b>	<b>888.12</b>	<b>1,241.62</b>	<b>2,284.38</b>	<b>64.79%</b>
<b>Category: E20 - Vehicle Expense</b>							
<a href="#">001-0400-5200</a>	Fuel Expense	15,000.00	15,000.00	1,313.44	3,433.48	11,566.52	77.11 %
<a href="#">001-0400-5210</a>	Service & Repair - Vehicle	4,500.00	4,500.00	0.00	0.00	4,500.00	100.00 %
<a href="#">001-0400-5225</a>	Insurance Expense - Vehicle	5,200.00	5,097.30	0.00	4,815.25	282.05	5.53 %
<b>Category: E20 - Vehicle Expense Total:</b>		<b>24,700.00</b>	<b>24,597.30</b>	<b>1,313.44</b>	<b>8,248.73</b>	<b>16,348.57</b>	<b>66.46%</b>
<b>Category: E30 - Supply Expense</b>							
<a href="#">001-0400-5350</a>	Postage Expense	600.00	600.00	57.14	134.38	465.62	77.60 %
<b>Category: E30 - Supply Expense Total:</b>		<b>600.00</b>	<b>600.00</b>	<b>57.14</b>	<b>134.38</b>	<b>465.62</b>	<b>77.60%</b>
<b>Category: E40 - Operations Expense</b>							
<a href="#">001-0400-5535</a>	Sales Tax Expense	2,000.00	2,000.00	0.00	381.00	1,619.00	80.95 %
<b>Category: E40 - Operations Expense Total:</b>		<b>2,000.00</b>	<b>2,000.00</b>	<b>0.00</b>	<b>381.00</b>	<b>1,619.00</b>	<b>80.95%</b>
<b>Category: E55 - Professional Services</b>							
<a href="#">001-0400-5550</a>	Prof Services - Acctg & Audit	5,000.00	5,000.00	0.00	0.00	5,000.00	100.00 %
<a href="#">001-0400-5586</a>	Prof Services - Other	36,000.00	36,000.00	1,655.00	3,310.00	32,690.00	90.81 %
<b>Category: E55 - Professional Services Total:</b>		<b>41,000.00</b>	<b>41,000.00</b>	<b>1,655.00</b>	<b>3,310.00</b>	<b>37,690.00</b>	<b>91.93%</b>
<b>Category: E60 - Miscellaneous Expense</b>							
<a href="#">001-0400-5604</a>	Hardware - New & Renewals	2,500.00	2,500.00	0.00	0.00	2,500.00	100.00 %
<a href="#">001-0400-5608</a>	Software - New & Renewals	15,605.00	15,605.00	0.00	1,155.87	14,449.13	92.59 %
<b>Category: E60 - Miscellaneous Expense Total:</b>		<b>18,105.00</b>	<b>18,105.00</b>	<b>0.00</b>	<b>1,155.87</b>	<b>16,949.13</b>	<b>93.62%</b>
<b>Category: E72 - Bond Expense</b>							
<a href="#">001-0400-5840</a>	Principal for Loans	68,800.00	68,800.00	4,841.34	26,142.17	42,657.83	62.00 %
<b>Category: E72 - Bond Expense Total:</b>		<b>68,800.00</b>	<b>68,800.00</b>	<b>4,841.34</b>	<b>26,142.17</b>	<b>42,657.83</b>	<b>62.00%</b>
<b>Category: E80 - Fixed Assets</b>							
<a href="#">001-0400-5808</a>	Cap Assets - Vehicles	0.00	0.00	1,082.30	3,246.90	-3,246.90	0.00 %
<a href="#">001-0400-5810</a>	Fixed Assets - Equipment	0.00	31,926.88	15,726.88	31,832.60	94.28	0.30 %
<b>Category: E80 - Fixed Assets Total:</b>		<b>0.00</b>	<b>31,926.88</b>	<b>16,809.18</b>	<b>35,079.50</b>	<b>-3,152.62</b>	<b>-9.87%</b>
<b>Category: E85 - Interest Expense</b>							
<a href="#">001-0400-5850</a>	Interest Expense	10,346.00	10,346.00	424.48	1,341.05	9,004.95	87.04 %
<b>Category: E85 - Interest Expense Total:</b>		<b>10,346.00</b>	<b>10,346.00</b>	<b>424.48</b>	<b>1,341.05</b>	<b>9,004.95</b>	<b>87.04%</b>
<b>Expense Total:</b>		<b>1,080,755.42</b>	<b>1,119,979.60</b>	<b>112,736.14</b>	<b>314,846.32</b>	<b>805,133.28</b>	<b>71.89%</b>
<b>Department: 0400 - Parks Surplus (Deficit):</b>		<b>338,997.58</b>	<b>299,773.40</b>	<b>45,775.86</b>	<b>80,289.68</b>	<b>-219,483.72</b>	<b>73.22%</b>

Budget Report

For Fiscal: 2023 Period Ending: 03/31/2023

	Original Total Budget	Current Total Budget	Period Activity	Fiscal Activity	Variance Favorable (Unfavorable)	Percent Remaining
<b>Department: 0410 - Parks - Mills Park &amp; Pool</b>						
<b>Revenue</b>						
<b>Category: R50 - Sale of Services</b>						
<a href="#">001-0410-4500</a>	Mills Pool-Admin/Concessions	1,000.00	1,000.00	-20.00	-20.00	-1,020.00 102.00 %
<a href="#">001-0410-4532</a>	Admissions	70,000.00	70,000.00	1,173.00	1,173.00	-68,827.00 98.32 %
<a href="#">001-0410-4534</a>	Pavillion Fees	10,000.00	10,000.00	1,260.00	1,920.00	-8,080.00 80.80 %
	<b>Category: R50 - Sale of Services Total:</b>	<b>81,000.00</b>	<b>81,000.00</b>	<b>2,413.00</b>	<b>3,073.00</b>	<b>-77,927.00 96.21%</b>
	<b>Revenue Total:</b>	<b>81,000.00</b>	<b>81,000.00</b>	<b>2,413.00</b>	<b>3,073.00</b>	<b>-77,927.00 96.21%</b>
<b>Expense</b>						
<b>Category: E01 - Personnel Expense</b>						
<a href="#">001-0410-5001</a>	Part Time Labor	25,500.00	25,500.00	59.29	59.29	25,440.71 99.77 %
<a href="#">001-0410-5020</a>	FICA Expense	1,950.75	1,950.75	4.53	4.53	1,946.22 99.77 %
<a href="#">001-0410-5022</a>	Unemployment Expense	0.00	0.00	0.17	0.17	-0.17 0.00 %
	<b>Category: E01 - Personnel Expense Total:</b>	<b>27,450.75</b>	<b>27,450.75</b>	<b>63.99</b>	<b>63.99</b>	<b>27,386.76 99.77%</b>
<b>Category: E10 - Building &amp; Grounds Exp</b>						
<a href="#">001-0410-5102</a>	Repairs & Maint - Building	2,000.00	2,000.00	340.00	340.00	1,660.00 83.00 %
<a href="#">001-0410-5104</a>	Repairs & Maint - Grounds	13,000.00	17,285.13	1,391.46	4,592.50	12,692.63 73.43 %
<a href="#">001-0410-5105</a>	Repairs & Maint - Pool	5,000.00	5,000.00	0.00	0.00	5,000.00 100.00 %
<a href="#">001-0410-5110</a>	Utilities - Electric	7,000.00	16,000.00	936.58	2,805.61	13,194.39 82.46 %
<a href="#">001-0410-5111</a>	Utilities - Gas	150.00	150.00	20.50	42.12	107.88 71.92 %
<a href="#">001-0410-5112</a>	Utilities - Water	1,500.00	6,000.00	227.38	550.69	5,449.31 90.82 %
<a href="#">001-0410-5115</a>	Com Exp - Tel Landline.Interne	0.00	0.00	184.65	548.82	-548.82 0.00 %
<a href="#">001-0410-5120</a>	Insurance - Property	500.00	500.00	0.00	0.00	500.00 100.00 %
	<b>Category: E10 - Building &amp; Grounds Exp Total:</b>	<b>29,150.00</b>	<b>46,935.13</b>	<b>3,100.57</b>	<b>8,879.74</b>	<b>38,055.39 81.08%</b>
<b>Category: E30 - Supply Expense</b>						
<a href="#">001-0410-5308</a>	Supplies - Concession	100.00	100.00	0.00	0.00	100.00 100.00 %
<a href="#">001-0410-5328</a>	Supplies - Pools	12,000.00	12,000.00	0.00	0.00	12,000.00 100.00 %
	<b>Category: E30 - Supply Expense Total:</b>	<b>12,100.00</b>	<b>12,100.00</b>	<b>0.00</b>	<b>0.00</b>	<b>12,100.00 100.00%</b>
<b>Category: E80 - Fixed Assets</b>						
<a href="#">001-0410-5816</a>	Capital Assets - Infrastructure	0.00	633,883.80	13,800.00	45,819.31	588,064.49 92.77 %
	<b>Category: E80 - Fixed Assets Total:</b>	<b>0.00</b>	<b>633,883.80</b>	<b>13,800.00</b>	<b>45,819.31</b>	<b>588,064.49 92.77%</b>
	<b>Expense Total:</b>	<b>68,700.75</b>	<b>720,369.68</b>	<b>16,964.56</b>	<b>54,763.04</b>	<b>665,606.64 92.40%</b>
	<b>Department: 0410 - Parks - Mills Park &amp; Pool Surplus (Deficit):</b>	<b>12,299.25</b>	<b>-639,369.68</b>	<b>-14,551.56</b>	<b>-51,690.04</b>	<b>587,679.64 91.92%</b>
<b>Department: 0420 - Parks - Midland</b>						
<b>Revenue</b>						
<b>Category: R74 - Sponsorships</b>						
<a href="#">001-0420-4740</a>	User Agre Fees/Sponsors	24,000.00	24,000.00	0.00	0.00	-24,000.00 100.00 %
	<b>Category: R74 - Sponsorships Total:</b>	<b>24,000.00</b>	<b>24,000.00</b>	<b>0.00</b>	<b>0.00</b>	<b>-24,000.00 100.00%</b>
	<b>Revenue Total:</b>	<b>24,000.00</b>	<b>24,000.00</b>	<b>0.00</b>	<b>0.00</b>	<b>-24,000.00 100.00%</b>
<b>Expense</b>						
<b>Category: E10 - Building &amp; Grounds Exp</b>						
<a href="#">001-0420-5104</a>	Repairs & Maint - Grounds	29,000.00	30,600.00	8,404.15	8,404.15	22,195.85 72.54 %
<a href="#">001-0420-5110</a>	Utilities - Electric	18,744.00	14,744.00	2,057.94	4,134.60	10,609.40 71.96 %
<a href="#">001-0420-5112</a>	Utilities - Water	1,380.00	1,380.00	120.47	358.95	1,021.05 73.99 %
	<b>Category: E10 - Building &amp; Grounds Exp Total:</b>	<b>49,124.00</b>	<b>46,724.00</b>	<b>10,582.56</b>	<b>12,897.70</b>	<b>33,826.30 72.40%</b>
	<b>Expense Total:</b>	<b>49,124.00</b>	<b>46,724.00</b>	<b>10,582.56</b>	<b>12,897.70</b>	<b>33,826.30 72.40%</b>
	<b>Department: 0420 - Parks - Midland Surplus (Deficit):</b>	<b>-25,124.00</b>	<b>-22,724.00</b>	<b>-10,582.56</b>	<b>-12,897.70</b>	<b>9,826.30 43.24%</b>
<b>Department: 0430 - Parks - Bishop</b>						
<b>Revenue</b>						
<b>Category: R30 - Membership Fees</b>						
<a href="#">001-0430-4300</a>	Membership Family	335,000.00	335,000.00	12,953.25	46,478.25	-288,521.75 86.13 %
<a href="#">001-0430-4304</a>	Membership Silver Sneakers	54,000.00	54,000.00	6,086.50	14,833.00	-39,167.00 72.53 %
	<b>Category: R30 - Membership Fees Total:</b>	<b>389,000.00</b>	<b>389,000.00</b>	<b>19,039.75</b>	<b>61,311.25</b>	<b>-327,688.75 84.24%</b>



Budget Report

For Fiscal: 2023 Period Ending: 03/31/2023

	Original Total Budget	Current Total Budget	Period Activity	Fiscal Activity	Variance Favorable (Unfavorable)	Percent Remaining
<b>Category: R33 - Rental Fees</b>						
<a href="#">001-0430-4332</a>	Equipment Rental	44,545.00	44,545.00	7,645.00	17,290.00	-27,255.00 61.19 %
<a href="#">001-0430-4340</a>	Room Rental Party Room	18,000.00	18,000.00	240.00	1,290.00	-16,710.00 92.83 %
<a href="#">001-0430-4350</a>	Use Agreement Fees	26,450.00	26,450.00	5,500.00	5,760.00	-20,690.00 78.22 %
<a href="#">001-0430-4354</a>	Tournaments	65,000.00	65,000.00	3,040.00	3,035.00	-61,965.00 95.33 %
	<b>Category: R33 - Rental Fees Total:</b>	<b>153,995.00</b>	<b>153,995.00</b>	<b>16,425.00</b>	<b>27,375.00</b>	<b>-126,620.00 82.22%</b>
<b>Category: R36 - Park Program Fees</b>						
<a href="#">001-0430-4364</a>	Basketball	63,000.00	63,000.00	980.00	201.00	-62,799.00 99.68 %
<a href="#">001-0430-4366</a>	BASS Swim Program	38,000.00	38,000.00	50.00	1,515.00	-36,485.00 96.01 %
<a href="#">001-0430-4382</a>	Pool Swim Lessons	55,000.00	55,000.00	7,454.60	15,903.40	-39,096.60 71.08 %
	<b>Category: R36 - Park Program Fees Total:</b>	<b>156,000.00</b>	<b>156,000.00</b>	<b>8,484.60</b>	<b>17,619.40</b>	<b>-138,380.60 88.71%</b>
<b>Category: R50 - Sale of Services</b>						
<a href="#">001-0430-4500</a>	Concessions - Bishop	55,000.00	55,000.00	2,159.00	5,257.50	-49,742.50 90.44 %
<a href="#">001-0430-4514</a>	Daily Admissions Adults	35,000.00	35,000.00	2,955.00	7,049.00	-27,951.00 79.86 %
<a href="#">001-0430-4530</a>	Merchandise Sales	1,000.00	1,000.00	364.00	369.00	-631.00 63.10 %
<a href="#">001-0430-4534</a>	Red Cross Programs	12,000.00	12,000.00	2,800.00	4,350.00	-7,650.00 63.75 %
	<b>Category: R50 - Sale of Services Total:</b>	<b>103,000.00</b>	<b>103,000.00</b>	<b>8,278.00</b>	<b>17,025.50</b>	<b>-85,974.50 83.47%</b>
<b>Category: R60 - Miscellaneous Revenue</b>						
<a href="#">001-0430-4600</a>	Miscellaneous Revenue	5,000.00	5,000.00	10.00	531.27	-4,468.73 89.37 %
	<b>Category: R60 - Miscellaneous Revenue Total:</b>	<b>5,000.00</b>	<b>5,000.00</b>	<b>10.00</b>	<b>531.27</b>	<b>-4,468.73 89.37%</b>
<b>Category: R74 - Sponsorships</b>						
<a href="#">001-0430-4740</a>	User Agre Fees/Sponsors	98,500.00	98,500.00	0.00	5,235.00	-93,265.00 94.69 %
	<b>Category: R74 - Sponsorships Total:</b>	<b>98,500.00</b>	<b>98,500.00</b>	<b>0.00</b>	<b>5,235.00</b>	<b>-93,265.00 94.69%</b>
	<b>Revenue Total:</b>	<b>905,495.00</b>	<b>905,495.00</b>	<b>52,237.35</b>	<b>129,097.42</b>	<b>-776,397.58 85.74%</b>
<b>Expense</b>						
<b>Category: E01 - Personnel Expense</b>						
<a href="#">001-0430-5000</a>	Salary Expense	402,102.42	402,102.42	45,701.01	108,038.89	294,063.53 73.13 %
<a href="#">001-0430-5001</a>	Part Time Labor	219,300.00	219,300.00	33,822.05	74,035.25	145,264.75 66.24 %
<a href="#">001-0430-5010</a>	Overtime Expense	5,000.00	5,000.00	1,258.60	1,776.43	3,223.57 64.47 %
<a href="#">001-0430-5020</a>	FICA Expense	47,913.13	47,913.13	6,341.86	14,392.57	33,520.56 69.96 %
<a href="#">001-0430-5022</a>	Unemployment Expense	1,540.00	1,540.00	127.02	473.59	1,066.41 69.25 %
<a href="#">001-0430-5025</a>	Worker's Comp Expense	4,200.00	7,050.00	0.00	7,017.44	32.56 0.46 %
<a href="#">001-0430-5030</a>	APERS Expense	62,354.79	62,354.79	7,141.17	16,518.65	45,836.14 73.51 %
<a href="#">001-0430-5040</a>	Health Insurance Expense	72,492.72	72,492.72	5,747.78	17,243.36	55,249.36 76.21 %
<a href="#">001-0430-5050</a>	Physical & Drug Screen Exp	1,200.00	1,200.00	0.00	71.90	1,128.10 94.01 %
<a href="#">001-0430-5055</a>	Uniform Expense	4,000.00	4,000.00	224.15	224.15	3,775.85 94.40 %
	<b>Category: E01 - Personnel Expense Total:</b>	<b>820,103.06</b>	<b>822,953.06</b>	<b>100,363.64</b>	<b>239,792.23</b>	<b>583,160.83 70.86%</b>
<b>Category: E10 - Building &amp; Grounds Exp</b>						
<a href="#">001-0430-5102</a>	Repairs & Maint - Building	55,400.00	55,400.00	2,689.73	12,915.95	42,484.05 76.69 %
<a href="#">001-0430-5104</a>	Repairs & Maint - Grounds	101,500.00	155,500.00	13,427.75	17,786.53	137,713.47 88.56 %
<a href="#">001-0430-5105</a>	Repairs & Maint - Pool	55,000.00	55,000.00	4,093.71	14,024.93	40,975.07 74.50 %
<a href="#">001-0430-5106</a>	Repairs & Maint - Splash Pad	7,000.00	7,000.00	0.00	0.00	7,000.00 100.00 %
<a href="#">001-0430-5110</a>	Utilities - Electric	245,000.00	285,000.00	17,306.68	51,514.08	233,485.92 81.92 %
<a href="#">001-0430-5111</a>	Utilities - Gas	38,000.00	57,500.00	12,136.73	25,247.64	32,252.36 56.09 %
<a href="#">001-0430-5112</a>	Utilities - Water	8,984.00	8,984.00	452.74	1,194.08	7,789.92 86.71 %
<a href="#">001-0430-5115</a>	Com Exp - Tel Landline.Interne	21,804.00	21,804.00	1,897.47	5,641.09	16,162.91 74.13 %
<a href="#">001-0430-5116</a>	Communication Exp - Cellular	6,240.00	6,240.00	436.90	1,310.58	4,929.42 79.00 %
<a href="#">001-0430-5120</a>	Insurance - Property	40,000.00	51,000.00	0.00	0.00	51,000.00 100.00 %
<a href="#">001-0430-5130</a>	Sanitation	42,000.00	42,000.00	2,191.18	5,620.70	36,379.30 86.62 %
<a href="#">001-0430-5140</a>	Supplies - B&G	2,000.00	2,000.00	0.00	5,169.60	-3,169.60 -158.48 %
<a href="#">001-0430-5142</a>	Janitorial Supplies and Main	25,000.00	25,000.00	5,208.68	5,271.47	19,728.53 78.91 %
	<b>Category: E10 - Building &amp; Grounds Exp Total:</b>	<b>647,928.00</b>	<b>772,428.00</b>	<b>59,841.57</b>	<b>145,696.65</b>	<b>626,731.35 81.14%</b>
<b>Category: E20 - Vehicle Expense</b>						
<a href="#">001-0430-5212</a>	Service & Repair - Equipment	10,000.00	10,000.00	302.94	4,701.69	5,298.31 52.98 %
	<b>Category: E20 - Vehicle Expense Total:</b>	<b>10,000.00</b>	<b>10,000.00</b>	<b>302.94</b>	<b>4,701.69</b>	<b>5,298.31 52.98%</b>



Budget Report

For Fiscal: 2023 Period Ending: 03/31/2023

	Original Total Budget	Current Total Budget	Period Activity	Fiscal Activity	Variance Favorable (Unfavorable)	Percent Remaining
<b>Category: E30 - Supply Expense</b>						
<a href="#">001-0430-5300</a>	Supplies - Office	2,500.00	2,500.00	41.73	692.87	1,807.13 72.29 %
<a href="#">001-0430-5308</a>	Supplies - Concession	40,000.00	40,000.00	5,426.20	7,691.39	32,308.61 80.77 %
<a href="#">001-0430-5330</a>	Supplies - Park Programs	14,000.00	14,000.00	2,551.29	3,312.24	10,687.76 76.34 %
<a href="#">001-0430-5332</a>	Supplies - Resale Merchandise	1,000.00	1,000.00	0.00	2.00	998.00 99.80 %
<b>Category: E30 - Supply Expense Total:</b>		<b>57,500.00</b>	<b>57,500.00</b>	<b>8,019.22</b>	<b>11,698.50</b>	<b>45,801.50 79.65%</b>
<b>Category: E40 - Operations Expense</b>						
<a href="#">001-0430-5460</a>	BASS Program Expense	8,000.00	8,000.00	1,659.00	3,152.00	4,848.00 60.60 %
<a href="#">001-0430-5461</a>	Aquatic Program Expense	6,500.00	6,500.00	168.00	2,583.87	3,916.13 60.25 %
<a href="#">001-0430-5475</a>	Credit Card Fees	9,780.00	9,780.00	597.52	1,734.63	8,045.37 82.26 %
<a href="#">001-0430-5480</a>	Dues & Subscriptions	1,843.40	1,843.40	0.00	0.00	1,843.40 100.00 %
<a href="#">001-0430-5485</a>	Inspections & Monitoring	5,000.00	5,000.00	0.00	303.25	4,696.75 93.94 %
<b>Category: E40 - Operations Expense Total:</b>		<b>31,123.40</b>	<b>31,123.40</b>	<b>2,424.52</b>	<b>7,773.75</b>	<b>23,349.65 75.02%</b>
<b>Category: E55 - Professional Services</b>						
<a href="#">001-0430-5553</a>	Prof Services - Advertising	3,500.00	3,500.00	0.00	0.00	3,500.00 100.00 %
<a href="#">001-0430-5585</a>	Prof Services - Basketball	38,000.00	38,000.00	6,887.00	23,317.00	14,683.00 38.64 %
<a href="#">001-0430-5586</a>	Prof Services - Other	87,000.00	87,000.00	4,326.62	15,244.75	71,755.25 82.48 %
<a href="#">001-0430-5587</a>	Prof Services - Aerobic Instr	62,220.00	62,220.00	1,650.00	4,530.00	57,690.00 92.72 %
<a href="#">001-0430-5589</a>	Prof Services - Printing	5,000.00	5,000.00	0.00	0.00	5,000.00 100.00 %
<b>Category: E55 - Professional Services Total:</b>		<b>195,720.00</b>	<b>195,720.00</b>	<b>12,863.62</b>	<b>43,091.75</b>	<b>152,628.25 77.98%</b>
<b>Category: E80 - Fixed Assets</b>						
<a href="#">001-0430-5816</a>	Capital Assets - Infrastructure	0.00	8,000.00	0.00	7,934.21	65.79 0.82 %
<b>Category: E80 - Fixed Assets Total:</b>		<b>0.00</b>	<b>8,000.00</b>	<b>0.00</b>	<b>7,934.21</b>	<b>65.79 0.82%</b>
<b>Expense Total:</b>		<b>1,762,374.46</b>	<b>1,897,724.46</b>	<b>183,815.51</b>	<b>460,688.78</b>	<b>1,437,035.68 75.72%</b>
<b>Department: 0430 - Parks - Bishop Surplus (Deficit):</b>		<b>-856,879.46</b>	<b>-992,229.46</b>	<b>-131,578.16</b>	<b>-331,591.36</b>	<b>660,638.10 66.58%</b>
<b>Department: 0440 - Parks - Alcoa</b>						
<b>Revenue</b>						
<b>Category: R36 - Park Program Fees</b>						
<a href="#">001-0440-4260</a>	Parks Rental	1,000.00	1,000.00	500.00	925.00	-75.00 7.50 %
<b>Category: R36 - Park Program Fees Total:</b>		<b>1,000.00</b>	<b>1,000.00</b>	<b>500.00</b>	<b>925.00</b>	<b>-75.00 7.50%</b>
<b>Category: R74 - Sponsorships</b>						
<a href="#">001-0440-4740</a>	User Agre Fees/Sponsors	5,000.00	5,000.00	0.00	0.00	-5,000.00 100.00 %
<b>Category: R74 - Sponsorships Total:</b>		<b>5,000.00</b>	<b>5,000.00</b>	<b>0.00</b>	<b>0.00</b>	<b>-5,000.00 100.00%</b>
<b>Revenue Total:</b>		<b>6,000.00</b>	<b>6,000.00</b>	<b>500.00</b>	<b>925.00</b>	<b>-5,075.00 84.58%</b>
<b>Expense</b>						
<b>Category: E10 - Building &amp; Grounds Exp</b>						
<a href="#">001-0440-5104</a>	Repairs & Maint - Grounds	15,000.00	15,000.00	208.71	2,757.56	12,242.44 81.62 %
<a href="#">001-0440-5110</a>	Utilities - Electric	3,500.00	9,100.00	1,037.22	2,726.44	6,373.56 70.04 %
<a href="#">001-0440-5112</a>	Utilities - Water	1,056.00	1,056.00	74.69	222.09	833.91 78.97 %
<b>Category: E10 - Building &amp; Grounds Exp Total:</b>		<b>19,556.00</b>	<b>25,156.00</b>	<b>1,320.62</b>	<b>5,706.09</b>	<b>19,449.91 77.32%</b>
<b>Expense Total:</b>		<b>19,556.00</b>	<b>25,156.00</b>	<b>1,320.62</b>	<b>5,706.09</b>	<b>19,449.91 77.32%</b>
<b>Department: 0440 - Parks - Alcoa Surplus (Deficit):</b>		<b>-13,556.00</b>	<b>-19,156.00</b>	<b>-820.62</b>	<b>-4,781.09</b>	<b>14,374.91 75.04%</b>
<b>Department: 0450 - Parks - Ashley</b>						
<b>Revenue</b>						
<b>Category: R36 - Park Program Fees</b>						
<a href="#">001-0450-4260</a>	Parks Rental	5,000.00	5,000.00	800.00	1,100.00	-3,900.00 78.00 %
<b>Category: R36 - Park Program Fees Total:</b>		<b>5,000.00</b>	<b>5,000.00</b>	<b>800.00</b>	<b>1,100.00</b>	<b>-3,900.00 78.00%</b>
<b>Revenue Total:</b>		<b>5,000.00</b>	<b>5,000.00</b>	<b>800.00</b>	<b>1,100.00</b>	<b>-3,900.00 78.00%</b>
<b>Expense</b>						
<b>Category: E10 - Building &amp; Grounds Exp</b>						
<a href="#">001-0450-5104</a>	Repairs & Maint - Grounds	8,000.00	8,000.00	724.92	724.92	7,275.08 90.94 %

Budget Report

For Fiscal: 2023 Period Ending: 03/31/2023

	Original Total Budget	Current Total Budget	Period Activity	Fiscal Activity	Variance Favorable (Unfavorable)	Percent Remaining
<a href="#">001-0450-5110</a> Utilities - Electric	5,000.00	5,000.00	0.00	0.00	5,000.00	100.00 %
<b>Category: E10 - Building &amp; Grounds Exp Total:</b>	<b>13,000.00</b>	<b>13,000.00</b>	<b>724.92</b>	<b>724.92</b>	<b>12,275.08</b>	<b>94.42%</b>
<b>Expense Total:</b>	<b>13,000.00</b>	<b>13,000.00</b>	<b>724.92</b>	<b>724.92</b>	<b>12,275.08</b>	<b>94.42%</b>
<b>Department: 0450 - Parks - Ashley Surplus (Deficit):</b>	<b>-8,000.00</b>	<b>-8,000.00</b>	<b>75.08</b>	<b>375.08</b>	<b>8,375.08</b>	<b>104.69%</b>
<b>Department: 0500 - Fire</b>						
<b>Revenue</b>						
<b>Category: R15 - Taxes - Property</b>						
<a href="#">001-0500-4156</a> Fire Rescue Funds	700.00	700.00	0.00	590.66	-109.34	15.62 %
<b>Category: R15 - Taxes - Property Total:</b>	<b>700.00</b>	<b>700.00</b>	<b>0.00</b>	<b>590.66</b>	<b>-109.34</b>	<b>15.62%</b>
<b>Category: R33 - Rental Fees</b>						
<a href="#">001-0500-4350</a> Use Agreement Fees	18,000.00	18,000.00	1,540.00	4,620.00	-13,380.00	74.33 %
<b>Category: R33 - Rental Fees Total:</b>	<b>18,000.00</b>	<b>18,000.00</b>	<b>1,540.00</b>	<b>4,620.00</b>	<b>-13,380.00</b>	<b>74.33%</b>
<b>Category: R60 - Miscellaneous Revenue</b>						
<a href="#">001-0500-4600</a> Miscellaneous Revenue	250.00	250.00	0.00	882.86	632.86	353.14 %
<b>Category: R60 - Miscellaneous Revenue Total:</b>	<b>250.00</b>	<b>250.00</b>	<b>0.00</b>	<b>882.86</b>	<b>632.86</b>	<b>253.14%</b>
<b>Category: R62 - Intergovernmental Tsfrs</b>						
<a href="#">001-0500-4627</a> Xfer Designated Tax	1,577,502.00	1,577,502.00	131,459.00	394,377.00	-1,183,125.00	75.00 %
<a href="#">001-0500-4629</a> Xfer Fire Special Tax	2,366,253.00	2,366,253.00	197,188.00	591,564.00	-1,774,689.00	75.00 %
<b>Category: R62 - Intergovernmental Tsfrs Total:</b>	<b>3,943,755.00</b>	<b>3,943,755.00</b>	<b>328,647.00</b>	<b>985,941.00</b>	<b>-2,957,814.00</b>	<b>75.00%</b>
<b>Revenue Total:</b>	<b>3,962,705.00</b>	<b>3,962,705.00</b>	<b>330,187.00</b>	<b>992,034.52</b>	<b>-2,970,670.48</b>	<b>74.97%</b>
<b>Expense</b>						
<b>Category: E01 - Personnel Expense</b>						
<a href="#">001-0500-5000</a> Salary Expense	2,649,878.60	2,649,878.60	272,705.26	639,698.55	2,010,180.05	75.86 %
<a href="#">001-0500-5005</a> SWB Reimbursement	214,853.00	214,853.00	17,904.42	53,713.26	161,139.74	75.00 %
<a href="#">001-0500-5010</a> Overtime Expense	227,977.06	227,977.06	24,962.97	61,786.09	166,190.97	72.90 %
<a href="#">001-0500-5020</a> FICA Expense	44,904.80	44,904.80	4,627.94	10,785.94	34,118.86	75.98 %
<a href="#">001-0500-5022</a> Unemployment Expense	3,000.00	3,000.00	25.82	1,039.41	1,960.59	65.35 %
<a href="#">001-0500-5025</a> Worker's Comp Expense	62,000.00	62,700.00	0.00	62,693.57	6.43	0.01 %
<a href="#">001-0500-5030</a> APERS Expense	7,847.52	7,847.52	973.92	2,132.64	5,714.88	72.82 %
<a href="#">001-0500-5035</a> LOPFI Expense	678,391.58	678,391.58	70,221.68	165,806.96	512,584.62	75.56 %
<a href="#">001-0500-5036</a> LOPFI Perm Advance	-170,000.00	-170,000.00	0.00	0.00	-170,000.00	100.00 %
<a href="#">001-0500-5040</a> Health Insurance Expense	539,232.96	539,232.96	41,107.66	123,322.98	415,909.98	77.13 %
<a href="#">001-0500-5050</a> Physical & Drug Screen Exp	7,000.00	7,000.00	0.00	0.00	7,000.00	100.00 %
<a href="#">001-0500-5055</a> Uniform Expense	20,000.00	20,000.00	966.70	4,298.49	15,701.51	78.51 %
<a href="#">001-0500-5060</a> Travel & Training Expense	35,500.00	35,500.00	874.00	1,085.00	34,415.00	96.94 %
<a href="#">001-0500-5061</a> Training Aids	1,800.00	1,800.00	0.00	623.08	1,176.92	65.38 %
<b>Category: E01 - Personnel Expense Total:</b>	<b>4,322,385.52</b>	<b>4,323,085.52</b>	<b>434,370.37</b>	<b>1,126,985.97</b>	<b>3,196,099.55</b>	<b>73.93%</b>
<b>Category: E10 - Building &amp; Grounds Exp</b>						
<a href="#">001-0500-5102</a> Repairs & Maint - Building	35,000.00	56,900.00	22,671.65	25,022.11	31,877.89	56.02 %
<a href="#">001-0500-5110</a> Utilities - Electric	39,900.00	54,900.00	3,351.77	9,757.17	45,142.83	82.23 %
<a href="#">001-0500-5111</a> Utilities - Gas	5,500.00	5,500.00	1,253.42	3,805.25	1,694.75	30.81 %
<a href="#">001-0500-5112</a> Utilities - Water	7,000.00	7,000.00	403.49	1,186.61	5,813.39	83.05 %
<a href="#">001-0500-5115</a> Com Exp - Tel Landline/Interne	27,927.96	27,927.96	2,266.57	6,794.66	21,133.30	75.67 %
<a href="#">001-0500-5116</a> Communication Exp - Cellular	9,780.00	9,780.00	779.93	2,339.84	7,440.16	76.08 %
<a href="#">001-0500-5120</a> Insurance - Property	30,530.00	23,030.00	0.00	0.00	23,030.00	100.00 %
<a href="#">001-0500-5130</a> Sanitation	2,900.00	2,900.00	418.48	628.75	2,271.25	78.32 %
<a href="#">001-0500-5141</a> Pest/Chem/Seed/Fert	2,000.00	2,000.00	256.29	256.29	1,743.71	87.19 %
<a href="#">001-0500-5142</a> Janitorial Supplies and Main	13,500.00	13,500.00	1,336.47	3,345.92	10,154.08	75.22 %
<a href="#">001-0500-5145</a> Tools	2,200.00	2,200.00	354.83	496.44	1,703.56	77.43 %
<b>Category: E10 - Building &amp; Grounds Exp Total:</b>	<b>176,237.96</b>	<b>205,637.96</b>	<b>33,092.90</b>	<b>53,633.04</b>	<b>152,004.92</b>	<b>73.92%</b>
<b>Category: E20 - Vehicle Expense</b>						
<a href="#">001-0500-5200</a> Fuel Expense	36,000.00	36,000.00	3,999.85	11,694.65	24,305.35	67.51 %
<a href="#">001-0500-5210</a> Service & Repair - Vehicle	2,500.00	2,500.00	0.00	0.00	2,500.00	100.00 %
<a href="#">001-0500-5212</a> Service & Repair - Equipment	3,000.00	3,000.00	105.60	160.06	2,839.94	94.66 %
<a href="#">001-0500-5216</a> Service & Repair - Apparatus	42,000.00	42,000.00	2,144.46	9,736.18	32,263.82	76.82 %



**Budget Report**

For Fiscal: 2023 Period Ending: 03/31/2023

		Original Total Budget	Current Total Budget	Period Activity	Fiscal Activity	Variance Favorable (Unfavorable)	Percent Remaining
<a href="#">001-0500-5218</a>	Tire Expense	7,000.00	7,000.00	0.00	0.00	7,000.00	100.00 %
<a href="#">001-0500-5225</a>	Insurance Expense - Vehicle	23,000.00	21,810.97	0.00	18,883.75	2,927.22	13.42 %
<a href="#">001-0500-5230</a>	Radios	5,500.00	5,500.00	67.13	225.28	5,274.72	95.90 %
<b>Category: E20 - Vehicle Expense Total:</b>		<b>119,000.00</b>	<b>117,810.97</b>	<b>6,317.04</b>	<b>40,699.92</b>	<b>77,111.05</b>	<b>65.45%</b>
<b>Category: E30 - Supply Expense</b>							
<a href="#">001-0500-5300</a>	Supplies - Office	3,250.00	3,250.00	21.71	559.74	2,690.26	82.78 %
<a href="#">001-0500-5302</a>	Supplies - Kitchen	1,200.00	1,200.00	55.00	135.50	1,064.50	88.71 %
<a href="#">001-0500-5306</a>	Supplies - Food Allowance	65,700.00	65,700.00	3,915.23	8,487.09	57,212.91	87.08 %
<a href="#">001-0500-5318</a>	Supplies - Foam	1,500.00	1,500.00	0.00	0.00	1,500.00	100.00 %
<a href="#">001-0500-5320</a>	Supplies - Hazardous Mat'l	2,000.00	2,000.00	396.80	446.73	1,553.27	77.66 %
<a href="#">001-0500-5323</a>	Material and Maint	1,800.00	113,420.00	99,112.24	99,217.03	14,202.97	12.52 %
<a href="#">001-0500-5350</a>	Postage Expense	150.00	150.00	57.14	154.45	-4.45	-2.97 %
<b>Category: E30 - Supply Expense Total:</b>		<b>75,600.00</b>	<b>187,220.00</b>	<b>103,558.12</b>	<b>109,000.54</b>	<b>78,219.46</b>	<b>41.78%</b>
<b>Category: E40 - Operations Expense</b>							
<a href="#">001-0500-5480</a>	Dues & Subscriptions	1,000.00	1,000.00	85.00	85.00	915.00	91.50 %
<a href="#">001-0500-5530</a>	Safety Program	13,000.00	13,000.00	0.00	0.00	13,000.00	100.00 %
<b>Category: E40 - Operations Expense Total:</b>		<b>14,000.00</b>	<b>14,000.00</b>	<b>85.00</b>	<b>85.00</b>	<b>13,915.00</b>	<b>99.39%</b>
<b>Category: E55 - Professional Services</b>							
<a href="#">001-0500-5553</a>	Prof Services - Advertising	1,000.00	1,000.00	0.00	0.00	1,000.00	100.00 %
<a href="#">001-0500-5574</a>	Prof Services - GIS	600.00	600.00	0.00	0.00	600.00	100.00 %
<a href="#">001-0500-5589</a>	Prof Services - Printing	500.00	500.00	0.00	0.00	500.00	100.00 %
<b>Category: E55 - Professional Services Total:</b>		<b>2,100.00</b>	<b>2,100.00</b>	<b>0.00</b>	<b>0.00</b>	<b>2,100.00</b>	<b>100.00%</b>
<b>Category: E60 - Miscellaneous Expense</b>							
<a href="#">001-0500-5604</a>	Hardware - New & Renewals	11,100.00	11,100.00	0.00	0.00	11,100.00	100.00 %
<a href="#">001-0500-5608</a>	Software - New & Renewals	2,425.00	2,425.00	0.00	1,155.87	1,269.13	52.34 %
<b>Category: E60 - Miscellaneous Expense Total:</b>		<b>13,525.00</b>	<b>13,525.00</b>	<b>0.00</b>	<b>1,155.87</b>	<b>12,369.13</b>	<b>91.45%</b>
<b>Category: E72 - Bond Expense</b>							
<a href="#">001-0500-5840</a>	Principal for Loans	113,148.00	113,148.00	0.00	29,939.22	83,208.78	73.54 %
<b>Category: E72 - Bond Expense Total:</b>		<b>113,148.00</b>	<b>113,148.00</b>	<b>0.00</b>	<b>29,939.22</b>	<b>83,208.78</b>	<b>73.54%</b>
<b>Category: E80 - Fixed Assets</b>							
<a href="#">001-0500-5808</a>	Cap Assets - Vehicles	8,600.00	8,600.00	714.36	2,143.08	6,456.92	75.08 %
<a href="#">001-0500-5816</a>	Capital Assets - Infrastructure	0.00	4,440.20	0.00	4,489.06	-48.86	-1.10 %
<b>Category: E80 - Fixed Assets Total:</b>		<b>8,600.00</b>	<b>13,040.20</b>	<b>714.36</b>	<b>6,632.14</b>	<b>6,408.06</b>	<b>49.14%</b>
<b>Category: E85 - Interest Expense</b>							
<a href="#">001-0500-5850</a>	Interest Expense	51,080.00	51,080.00	0.00	109.91	50,970.09	99.78 %
<b>Category: E85 - Interest Expense Total:</b>		<b>51,080.00</b>	<b>51,080.00</b>	<b>0.00</b>	<b>109.91</b>	<b>50,970.09</b>	<b>99.78%</b>
<b>Expense Total:</b>		<b>4,895,676.48</b>	<b>5,040,647.65</b>	<b>578,137.79</b>	<b>1,368,241.61</b>	<b>3,672,406.04</b>	<b>72.86%</b>
<b>Department: 0500 - Fire Surplus (Deficit):</b>		<b>-932,971.48</b>	<b>-1,077,942.65</b>	<b>-247,950.79</b>	<b>-376,207.09</b>	<b>701,735.56</b>	<b>65.10%</b>
<b>Department: 0510 - Fire - Springhill Vol</b>							
<b>Revenue</b>							
<b>Category: R15 - Taxes - Property</b>							
<a href="#">001-0510-4153</a>	Springhill VFD Assessment	55,000.00	55,000.00	263.67	1,356.80	-53,643.20	97.53 %
<b>Category: R15 - Taxes - Property Total:</b>		<b>55,000.00</b>	<b>55,000.00</b>	<b>263.67</b>	<b>1,356.80</b>	<b>-53,643.20</b>	<b>97.53%</b>
<b>Revenue Total:</b>		<b>55,000.00</b>	<b>55,000.00</b>	<b>263.67</b>	<b>1,356.80</b>	<b>-53,643.20</b>	<b>97.53%</b>
<b>Expense</b>							
<b>Category: E30 - Supply Expense</b>							
<a href="#">001-0510-5323</a>	Material and Maint	15,000.00	54,479.59	39,479.35	39,479.35	15,000.24	27.53 %
<b>Category: E30 - Supply Expense Total:</b>		<b>15,000.00</b>	<b>54,479.59</b>	<b>39,479.35</b>	<b>39,479.35</b>	<b>15,000.24</b>	<b>27.53%</b>
<b>Expense Total:</b>		<b>15,000.00</b>	<b>54,479.59</b>	<b>39,479.35</b>	<b>39,479.35</b>	<b>15,000.24</b>	<b>27.53%</b>
<b>Department: 0510 - Fire - Springhill Vol Surplus (Deficit):</b>		<b>40,000.00</b>	<b>520.41</b>	<b>-39,215.68</b>	<b>-38,122.55</b>	<b>-38,642.96</b>	<b>7,425.48%</b>



Budget Report

For Fiscal: 2023 Period Ending: 03/31/2023

	Original Total Budget	Current Total Budget	Period Activity	Fiscal Activity	Variance Favorable (Unfavorable)	Percent Remaining
<b>Department: 0600 - Police</b>						
<b>Revenue</b>						
<b>Category: R40 - Fines &amp; Forfeitures</b>						
<a href="#">001-0600-4422</a>	Intoximeter Revenue	780.00	780.00	67.14	201.42	-578.58 74.18 %
<b>Category: R40 - Fines &amp; Forfeitures Total:</b>		<b>780.00</b>	<b>780.00</b>	<b>67.14</b>	<b>201.42</b>	<b>-578.58 74.18%</b>
<b>Category: R60 - Miscellaneous Revenue</b>						
<a href="#">001-0600-4600</a>	Miscellaneous Revenue	12,000.00	12,000.00	2,749.52	9,128.81	-2,871.19 23.93 %
<b>Category: R60 - Miscellaneous Revenue Total:</b>		<b>12,000.00</b>	<b>12,000.00</b>	<b>2,749.52</b>	<b>9,128.81</b>	<b>-2,871.19 23.93%</b>
<b>Category: R62 - Intergovernmental Tsfrs</b>						
<a href="#">001-0600-4627</a>	Xfer Designated Tax	1,577,502.00	1,577,502.00	131,459.00	394,377.00	-1,183,125.00 75.00 %
<b>Category: R62 - Intergovernmental Tsfrs Total:</b>		<b>1,577,502.00</b>	<b>1,577,502.00</b>	<b>131,459.00</b>	<b>394,377.00</b>	<b>-1,183,125.00 75.00%</b>
<b>Category: R66 - Sale of Equipment</b>						
<a href="#">001-0600-4900</a>	Sale of Fixed Assets	25,000.00	25,000.00	0.00	0.00	-25,000.00 100.00 %
<b>Category: R66 - Sale of Equipment Total:</b>		<b>25,000.00</b>	<b>25,000.00</b>	<b>0.00</b>	<b>0.00</b>	<b>-25,000.00 100.00%</b>
<b>Category: R70 - Grant Revenue</b>						
<a href="#">001-0600-4700</a>	Grant - Police DUI/Step	26,700.00	26,700.00	11,002.22	13,671.34	-13,028.66 48.80 %
<a href="#">001-0600-4702</a>	Grant Revenue	4,500.00	4,500.00	0.00	0.00	-4,500.00 100.00 %
<a href="#">001-0600-4704</a>	Grant - JAG Equip	2,500.00	2,500.00	0.00	0.00	-2,500.00 100.00 %
<b>Category: R70 - Grant Revenue Total:</b>		<b>33,700.00</b>	<b>33,700.00</b>	<b>11,002.22</b>	<b>13,671.34</b>	<b>-20,028.66 59.43%</b>
<b>Revenue Total:</b>		<b>1,648,982.00</b>	<b>1,648,982.00</b>	<b>145,277.88</b>	<b>417,378.57</b>	<b>-1,231,603.43 74.69%</b>
<b>Expense</b>						
<b>Category: E01 - Personnel Expense</b>						
<a href="#">001-0600-5000</a>	Salary Expense	2,254,674.39	2,254,674.39	265,544.81	645,310.87	1,609,363.52 71.38 %
<a href="#">001-0600-5005</a>	SWB Reimbursement	214,853.00	214,853.00	17,904.42	53,713.26	161,139.74 75.00 %
<a href="#">001-0600-5010</a>	Overtime Expense	65,000.00	65,000.00	4,597.75	7,358.84	57,641.16 88.68 %
<a href="#">001-0600-5020</a>	FICA Expense	189,695.10	189,695.10	20,970.47	49,796.94	139,898.16 73.75 %
<a href="#">001-0600-5022</a>	Unemployment Expense	2,700.00	2,700.00	28.43	965.52	1,734.48 64.24 %
<a href="#">001-0600-5025</a>	Worker's Comp Expense	17,000.00	17,000.00	0.00	0.00	17,000.00 100.00 %
<a href="#">001-0600-5030</a>	APERS Expense	12,448.69	12,448.69	1,448.28	3,386.58	9,062.11 72.80 %
<a href="#">001-0600-5035</a>	LOPFI Expense	575,847.60	575,847.60	63,338.63	149,462.30	426,385.30 74.04 %
<a href="#">001-0600-5036</a>	LOPFI Prem Advance	-155,000.00	-155,000.00	0.00	0.00	-155,000.00 100.00 %
<a href="#">001-0600-5040</a>	Health Insurance Expense	475,093.44	475,093.44	30,537.54	99,634.10	375,459.34 79.03 %
<a href="#">001-0600-5050</a>	Physical & Drug Screen Exp	3,000.00	3,000.00	244.00	419.00	2,581.00 86.03 %
<a href="#">001-0600-5055</a>	Uniform Expense	20,000.00	20,000.00	1,681.39	2,876.97	17,123.03 85.62 %
<a href="#">001-0600-5056</a>	Uniform Expenses - PR Benefit	15,480.00	15,480.00	6,180.00	6,180.00	9,300.00 60.08 %
<a href="#">001-0600-5057</a>	Uniform Expense - New Officer	20,000.00	20,000.00	708.74	1,932.44	18,067.56 90.34 %
<a href="#">001-0600-5060</a>	Travel & Training Expense	35,000.00	35,000.00	4,223.88	6,168.45	28,831.55 82.38 %
<a href="#">001-0600-5065</a>	First Aid Expense	500.00	500.00	0.00	0.00	500.00 100.00 %
<b>Category: E01 - Personnel Expense Total:</b>		<b>3,746,292.22</b>	<b>3,746,292.22</b>	<b>417,408.34</b>	<b>1,027,205.27</b>	<b>2,719,086.95 72.58%</b>
<b>Category: E10 - Building &amp; Grounds Exp</b>						
<a href="#">001-0600-5102</a>	Repairs & Maint - Building	15,000.00	31,500.00	1,966.99	10,260.49	21,239.51 67.43 %
<a href="#">001-0600-5110</a>	Utilities - Electric	13,992.00	13,992.00	2,318.71	6,518.08	7,473.92 53.42 %
<a href="#">001-0600-5111</a>	Utilities - Gas	1,100.00	1,100.00	696.25	1,930.27	-830.27 -75.48 %
<a href="#">001-0600-5112</a>	Utilities - Water	1,600.00	1,600.00	161.65	445.38	1,154.62 72.16 %
<a href="#">001-0600-5115</a>	Com Exp - Tel Landline. Interne	27,328.92	18,628.92	942.08	2,662.38	15,966.54 85.71 %
<a href="#">001-0600-5116</a>	Communication Exp - Cellular	47,580.00	47,580.00	3,909.85	10,970.18	36,609.82 76.94 %
<a href="#">001-0600-5120</a>	Insurance - Property	4,733.00	13,433.00	0.00	0.00	13,433.00 100.00 %
<a href="#">001-0600-5130</a>	Sanitation	780.00	780.00	103.78	314.07	465.93 59.73 %
<a href="#">001-0600-5142</a>	Janitorial Supplies and Main	5,000.00	5,000.00	430.34	1,052.22	3,947.78 78.96 %
<b>Category: E10 - Building &amp; Grounds Exp Total:</b>		<b>117,113.92</b>	<b>133,613.92</b>	<b>10,529.65</b>	<b>34,153.07</b>	<b>99,460.85 74.44%</b>
<b>Category: E20 - Vehicle Expense</b>						
<a href="#">001-0600-5200</a>	Fuel Expense	186,000.00	186,000.00	13,919.86	44,756.85	141,243.15 75.94 %
<a href="#">001-0600-5210</a>	Service & Repair - Vehicle	50,000.00	50,000.00	1,347.58	6,273.88	43,726.12 87.45 %
<a href="#">001-0600-5212</a>	Service & Repair - Equipment	1,500.00	1,500.00	0.00	201.43	1,298.57 86.57 %
<a href="#">001-0600-5213</a>	Equipment Repairs	3,000.00	3,000.00	0.00	0.00	3,000.00 100.00 %
<a href="#">001-0600-5214</a>	Service & Repair - Heavy Equip	750.00	750.00	0.00	0.00	750.00 100.00 %

Budget Report

For Fiscal: 2023 Period Ending: 03/31/2023

		Original Total Budget	Current Total Budget	Period Activity	Fiscal Activity	Variance Favorable (Unfavorable)	Percent Remaining
<a href="#">001-0600-5218</a>	Tire Expense	15,000.00	15,000.00	0.00	2,179.70	12,820.30	85.47 %
<a href="#">001-0600-5225</a>	Insurance Expense - Vehicle	30,000.00	38,813.54	0.00	34,974.09	3,839.45	9.89 %
<a href="#">001-0600-5230</a>	Radios	5,000.00	5,000.00	0.00	0.00	5,000.00	100.00 %
<b>Category: E20 - Vehicle Expense Total:</b>		<b>291,250.00</b>	<b>300,063.54</b>	<b>15,267.44</b>	<b>88,385.95</b>	<b>211,677.59</b>	<b>70.54%</b>
<b>Category: E30 - Supply Expense</b>							
<a href="#">001-0600-5300</a>	Supplies - Office	6,000.00	6,000.00	88.24	808.27	5,191.73	86.53 %
<a href="#">001-0600-5310</a>	Supplies - Weapons	20,000.00	20,000.00	0.00	0.00	20,000.00	100.00 %
<a href="#">001-0600-5312</a>	Supplies - Ammunition	19,600.00	19,600.00	4,251.02	4,251.02	15,348.98	78.31 %
<a href="#">001-0600-5314</a>	Supplies - Vests	10,000.00	10,000.00	0.00	0.00	10,000.00	100.00 %
<a href="#">001-0600-5322</a>	Supplies - Operating - CID	2,900.00	2,900.00	274.71	274.71	2,625.29	90.53 %
<a href="#">001-0600-5350</a>	Postage Expense	800.00	800.00	57.14	154.30	645.70	80.71 %
<a href="#">001-0600-5380</a>	Prisoner Care Expense	500.00	500.00	0.00	0.00	500.00	100.00 %
<b>Category: E30 - Supply Expense Total:</b>		<b>59,800.00</b>	<b>59,800.00</b>	<b>4,671.11</b>	<b>5,488.30</b>	<b>54,311.70</b>	<b>90.82%</b>
<b>Category: E40 - Operations Expense</b>							
<a href="#">001-0600-5480</a>	Dues & Subscriptions	2,000.00	2,000.00	0.00	780.00	1,220.00	61.00 %
<a href="#">001-0600-5525</a>	Comm Crime Prevention Outreach	5,900.00	5,900.00	2,193.00	2,321.72	3,578.28	60.65 %
<a href="#">001-0600-5530</a>	Safety Program	2,000.00	2,000.00	0.00	0.00	2,000.00	100.00 %
<a href="#">001-0600-5531</a>	Radios - Police	1,200.00	1,980.00	0.00	0.00	1,980.00	100.00 %
<b>Category: E40 - Operations Expense Total:</b>		<b>11,100.00</b>	<b>11,880.00</b>	<b>2,193.00</b>	<b>3,101.72</b>	<b>8,778.28</b>	<b>73.89%</b>
<b>Category: E55 - Professional Services</b>							
<a href="#">001-0600-5553</a>	Prof Services - Advertising	1,000.00	1,000.00	0.00	0.00	1,000.00	100.00 %
<a href="#">001-0600-5586</a>	Prof Services - Other	6,000.00	6,000.00	613.51	715.51	5,284.49	88.07 %
<a href="#">001-0600-5589</a>	Prof Services - Printing	500.00	500.00	44.90	147.02	352.98	70.60 %
<b>Category: E55 - Professional Services Total:</b>		<b>7,500.00</b>	<b>7,500.00</b>	<b>658.41</b>	<b>862.53</b>	<b>6,637.47</b>	<b>88.50%</b>
<b>Category: E60 - Miscellaneous Expense</b>							
<a href="#">001-0600-5604</a>	Hardware - New & Renewals	38,000.00	38,000.00	1,093.26	1,307.49	36,692.51	96.56 %
<a href="#">001-0600-5608</a>	Software - New & Renewals	46,025.00	46,025.00	5,481.39	6,763.47	39,261.53	85.30 %
<a href="#">001-0600-5616</a>	Interpreter-Police	500.00	500.00	0.00	0.00	500.00	100.00 %
<a href="#">001-0600-5617</a>	Misc/Equipment Police	800.00	800.00	0.00	0.00	800.00	100.00 %
<b>Category: E60 - Miscellaneous Expense Total:</b>		<b>85,325.00</b>	<b>85,325.00</b>	<b>6,574.65</b>	<b>8,070.96</b>	<b>77,254.04</b>	<b>90.54%</b>
<b>Category: E70 - Grant Expense</b>							
<a href="#">001-0600-5700</a>	Grant Expense	4,500.00	4,500.00	0.00	0.00	4,500.00	100.00 %
<a href="#">001-0600-5705</a>	Grant Expense - DUI/Step	26,700.00	26,700.00	1,074.98	3,652.08	23,047.92	86.32 %
<b>Category: E70 - Grant Expense Total:</b>		<b>31,200.00</b>	<b>31,200.00</b>	<b>1,074.98</b>	<b>3,652.08</b>	<b>27,547.92</b>	<b>88.29%</b>
<b>Category: E72 - Bond Expense</b>							
<a href="#">001-0600-5840</a>	Principal for Loans	828,881.63	926,293.34	45,761.65	137,025.42	789,267.92	85.21 %
<b>Category: E72 - Bond Expense Total:</b>		<b>828,881.63</b>	<b>926,293.34</b>	<b>45,761.65</b>	<b>137,025.42</b>	<b>789,267.92</b>	<b>85.21%</b>
<b>Category: E80 - Fixed Assets</b>							
<a href="#">001-0600-5808</a>	Cap Assets - Vehicles	0.00	0.00	31,323.88	95,261.14	-95,261.14	0.00 %
<a href="#">001-0600-5810</a>	Fixed Assets - Equipment	0.00	0.00	135,960.65	135,960.65	-135,960.65	0.00 %
<b>Category: E80 - Fixed Assets Total:</b>		<b>0.00</b>	<b>0.00</b>	<b>167,284.53</b>	<b>231,221.79</b>	<b>-231,221.79</b>	<b>0.00%</b>
<b>Category: E85 - Interest Expense</b>							
<a href="#">001-0600-5850</a>	Interest Expense	95,872.22	98,663.51	3,228.78	9,945.87	88,717.64	89.92 %
<b>Category: E85 - Interest Expense Total:</b>		<b>95,872.22</b>	<b>98,663.51</b>	<b>3,228.78</b>	<b>9,945.87</b>	<b>88,717.64</b>	<b>89.92%</b>
<b>Expense Total:</b>		<b>5,274,334.99</b>	<b>5,400,631.53</b>	<b>674,652.54</b>	<b>1,549,112.96</b>	<b>3,851,518.57</b>	<b>71.32%</b>
<b>Department: 0600 - Police Surplus (Deficit):</b>		<b>-3,625,352.99</b>	<b>-3,751,649.53</b>	<b>-529,374.66</b>	<b>-1,131,734.39</b>	<b>2,619,915.14</b>	<b>69.83%</b>
<b>Department: 0610 - Police - Dispatch</b>							
<b>Revenue</b>							
<b>Category: R60 - Miscellaneous Revenue</b>							
<a href="#">001-0610-4650</a>	Emerg Telephone Service Rev	238,000.00	238,000.00	72,382.80	72,382.80	-165,617.20	69.59 %
<b>Category: R60 - Miscellaneous Revenue Total:</b>		<b>238,000.00</b>	<b>238,000.00</b>	<b>72,382.80</b>	<b>72,382.80</b>	<b>-165,617.20</b>	<b>69.59%</b>
<b>Revenue Total:</b>		<b>238,000.00</b>	<b>238,000.00</b>	<b>72,382.80</b>	<b>72,382.80</b>	<b>-165,617.20</b>	<b>69.59%</b>



Budget Report

For Fiscal: 2023 Period Ending: 03/31/2023

		Original	Current	Period	Fiscal	Variance	Percent
		Total Budget	Total Budget	Activity	Activity	Favorable (Unfavorable)	Remaining
<b>Expense</b>							
<b>Category: E01 - Personnel Expense</b>							
<a href="#">001-0610-5000</a>	Salary Expense	363,002.21	363,002.21	33,601.52	79,831.90	283,170.31	78.01 %
<a href="#">001-0610-5010</a>	Overtime Expense	80,000.00	80,000.00	10,005.56	24,314.44	55,685.56	69.61 %
<a href="#">001-0610-5020</a>	FICA Expense	33,889.68	33,889.68	3,261.88	7,744.93	26,144.75	77.15 %
<a href="#">001-0610-5022</a>	Unemployment Expense	840.00	840.00	11.01	189.00	651.00	77.50 %
<a href="#">001-0610-5025</a>	Worker's Comp Expense	10,000.00	16,000.00	0.00	30,234.16	-14,234.16	-88.96 %
<a href="#">001-0610-5030</a>	APERS Expense	61,217.17	61,217.17	6,680.59	15,955.18	45,261.99	73.94 %
<a href="#">001-0610-5040</a>	Health Insurance Expense	79,868.76	79,868.76	6,498.08	19,494.24	60,374.52	75.59 %
<b>Category: E01 - Personnel Expense Total:</b>		<b>628,817.82</b>	<b>634,817.82</b>	<b>60,058.64</b>	<b>177,763.85</b>	<b>457,053.97</b>	<b>72.00%</b>
<b>Category: E55 - Professional Services</b>							
<a href="#">001-0610-5565</a>	Prof Services - Dispatch	1,950.00	1,950.00	0.00	0.00	1,950.00	100.00 %
<b>Category: E55 - Professional Services Total:</b>		<b>1,950.00</b>	<b>1,950.00</b>	<b>0.00</b>	<b>0.00</b>	<b>1,950.00</b>	<b>100.00%</b>
<b>Category: E64 - Reimbursement</b>							
<a href="#">001-0610-5650</a>	Emerg Telephone Service Exp	67,640.00	67,640.00	1,707.22	2,477.78	65,162.22	96.34 %
<b>Category: E64 - Reimbursement Total:</b>		<b>67,640.00</b>	<b>67,640.00</b>	<b>1,707.22</b>	<b>2,477.78</b>	<b>65,162.22</b>	<b>96.34%</b>
<b>Category: E80 - Fixed Assets</b>							
<a href="#">001-0610-5808</a>	Fixed Assets - Vehicles	0.00	0.00	1,091.61	1,091.61	-1,091.61	0.00 %
<b>Category: E80 - Fixed Assets Total:</b>		<b>0.00</b>	<b>0.00</b>	<b>1,091.61</b>	<b>1,091.61</b>	<b>-1,091.61</b>	<b>0.00%</b>
<b>Expense Total:</b>		<b>698,407.82</b>	<b>704,407.82</b>	<b>62,857.47</b>	<b>181,333.24</b>	<b>523,074.58</b>	<b>74.26%</b>
<b>Department: 0610 - Police - Dispatch Surplus (Deficit):</b>		<b>-460,407.82</b>	<b>-466,407.82</b>	<b>9,525.33</b>	<b>-108,950.44</b>	<b>357,457.38</b>	<b>76.64%</b>
<b>Department: 0620 - Police - SRO</b>							
<b>Revenue</b>							
<b>Category: R64 - Reimbursement</b>							
<a href="#">001-0620-4640</a>	Reimbursement Rev- SRO	293,000.00	293,000.00	0.00	0.00	-293,000.00	100.00 %
<b>Category: R64 - Reimbursement Total:</b>		<b>293,000.00</b>	<b>293,000.00</b>	<b>0.00</b>	<b>0.00</b>	<b>-293,000.00</b>	<b>100.00%</b>
<b>Revenue Total:</b>		<b>293,000.00</b>	<b>293,000.00</b>	<b>0.00</b>	<b>0.00</b>	<b>-293,000.00</b>	<b>100.00%</b>
<b>Expense</b>							
<b>Category: E01 - Personnel Expense</b>							
<a href="#">001-0620-5000</a>	Salary Expense	374,744.66	374,744.66	47,503.59	109,160.42	265,584.24	70.87 %
<a href="#">001-0620-5010</a>	Overtime Expense	1,000.00	1,000.00	949.58	1,769.38	-769.38	-76.94 %
<a href="#">001-0620-5020</a>	FICA Expense	28,759.77	28,759.77	3,710.51	8,336.94	20,422.83	71.01 %
<a href="#">001-0620-5022</a>	Unemployment Expense	480.00	480.00	14.77	170.45	309.55	64.49 %
<a href="#">001-0620-5025</a>	Worker's Comp Expense	7,000.00	7,900.00	0.00	7,838.51	61.49	0.78 %
<a href="#">001-0620-5035</a>	LOPFI Expense	90,150.26	90,150.26	11,880.77	26,569.21	63,581.05	70.53 %
<a href="#">001-0620-5036</a>	LOPFI Prem Advance	-22,000.00	-22,000.00	0.00	0.00	-22,000.00	100.00 %
<a href="#">001-0620-5040</a>	Health Insurance Expense	97,361.76	97,361.76	7,024.00	20,589.80	76,771.96	78.85 %
<a href="#">001-0620-5050</a>	Physical & Drug Screen Exp	500.00	500.00	0.00	0.00	500.00	100.00 %
<a href="#">001-0620-5056</a>	Uniform Expenses	9,000.00	9,000.00	1,932.66	1,932.66	7,067.34	78.53 %
<a href="#">001-0620-5060</a>	Travel & Training Expense	15,000.00	15,000.00	3,580.00	3,580.00	11,420.00	76.13 %
<b>Category: E01 - Personnel Expense Total:</b>		<b>601,996.45</b>	<b>602,896.45</b>	<b>76,595.88</b>	<b>179,947.37</b>	<b>422,949.08</b>	<b>70.15%</b>
<b>Category: E10 - Building &amp; Grounds Exp</b>							
<a href="#">001-0620-5116</a>	Communication Exp - Cellular	9,600.00	9,600.00	729.07	2,187.03	7,412.97	77.22 %
<b>Category: E10 - Building &amp; Grounds Exp Total:</b>		<b>9,600.00</b>	<b>9,600.00</b>	<b>729.07</b>	<b>2,187.03</b>	<b>7,412.97</b>	<b>77.22%</b>
<b>Category: E60 - Miscellaneous Expense</b>							
<a href="#">001-0620-5608</a>	Software - New & Renewals	2,500.00	2,500.00	0.00	0.00	2,500.00	100.00 %
<b>Category: E60 - Miscellaneous Expense Total:</b>		<b>2,500.00</b>	<b>2,500.00</b>	<b>0.00</b>	<b>0.00</b>	<b>2,500.00</b>	<b>100.00%</b>
<b>Expense Total:</b>		<b>614,096.45</b>	<b>614,996.45</b>	<b>77,324.95</b>	<b>182,134.40</b>	<b>432,862.05</b>	<b>70.38%</b>
<b>Department: 0620 - Police - SRO Surplus (Deficit):</b>		<b>-321,096.45</b>	<b>-321,996.45</b>	<b>-77,324.95</b>	<b>-182,134.40</b>	<b>139,862.05</b>	<b>43.44%</b>
<b>Department: 0630 - Police - K9</b>							
<b>Expense</b>							
<b>Category: E30 - Supply Expense</b>							
<a href="#">001-0630-5306</a>	Supplies - Food Allowance	1,800.00	1,800.00	0.00	0.00	1,800.00	100.00 %
<b>Category: E30 - Supply Expense Total:</b>		<b>1,800.00</b>	<b>1,800.00</b>	<b>0.00</b>	<b>0.00</b>	<b>1,800.00</b>	<b>100.00%</b>



Budget Report

For Fiscal: 2023 Period Ending: 03/31/2023

	Original Total Budget	Current Total Budget	Period Activity	Fiscal Activity	Variance Favorable (Unfavorable)	Percent Remaining
<b>Category: E40 - Operations Expense</b>						
<a href="#">001-0630-5500</a> K9 Training	5,500.00	5,500.00	0.00	747.00	4,753.00	86.42 %
<b>Category: E40 - Operations Expense Total:</b>	<b>5,500.00</b>	<b>5,500.00</b>	<b>0.00</b>	<b>747.00</b>	<b>4,753.00</b>	<b>86.42%</b>
<b>Category: E55 - Professional Services</b>						
<a href="#">001-0630-5592</a> Prof Services - Veterinarian	3,000.00	3,000.00	0.00	233.50	2,766.50	92.22 %
<b>Category: E55 - Professional Services Total:</b>	<b>3,000.00</b>	<b>3,000.00</b>	<b>0.00</b>	<b>233.50</b>	<b>2,766.50</b>	<b>92.22%</b>
<b>Expense Total:</b>	<b>10,300.00</b>	<b>10,300.00</b>	<b>0.00</b>	<b>980.50</b>	<b>9,319.50</b>	<b>90.48%</b>
<b>Department: 0630 - Police - K9 Total:</b>	<b>10,300.00</b>	<b>10,300.00</b>	<b>0.00</b>	<b>980.50</b>	<b>9,319.50</b>	<b>90.48%</b>
<b>Fund: 001 - General Fund Surplus (Deficit):</b>	<b>160,002.44</b>	<b>-1,162,354.41</b>	<b>-577,700.79</b>	<b>-709,912.44</b>	<b>452,441.97</b>	<b>38.92%</b>
<b>Fund: 002 - Sales Tax Fund</b>						
<b>Department: 0100 - Administration</b>						
<b>Revenue</b>						
<b>Category: R10 - Taxes - Sales</b>						
<a href="#">002-0100-4105</a> One Cent Sales Tax	6,310,008.00	6,310,008.00	482,828.07	1,603,968.32	-4,706,039.68	74.58 %
<b>Category: R10 - Taxes - Sales Total:</b>	<b>6,310,008.00</b>	<b>6,310,008.00</b>	<b>482,828.07</b>	<b>1,603,968.32</b>	<b>-4,706,039.68</b>	<b>74.58%</b>
<b>Revenue Total:</b>	<b>6,310,008.00</b>	<b>6,310,008.00</b>	<b>482,828.07</b>	<b>1,603,968.32</b>	<b>-4,706,039.68</b>	<b>74.58%</b>
<b>Expense</b>						
<b>Category: E62 - Intergovernmental Tsfr</b>						
<a href="#">002-0100-5620</a> Xfer to General	6,310,008.00	6,310,008.00	525,834.00	1,577,502.00	4,732,506.00	75.00 %
<b>Category: E62 - Intergovernmental Tsfr Total:</b>	<b>6,310,008.00</b>	<b>6,310,008.00</b>	<b>525,834.00</b>	<b>1,577,502.00</b>	<b>4,732,506.00</b>	<b>75.00%</b>
<b>Expense Total:</b>	<b>6,310,008.00</b>	<b>6,310,008.00</b>	<b>525,834.00</b>	<b>1,577,502.00</b>	<b>4,732,506.00</b>	<b>75.00%</b>
<b>Department: 0100 - Administration Surplus (Deficit):</b>	<b>0.00</b>	<b>0.00</b>	<b>-43,005.93</b>	<b>26,466.32</b>	<b>26,466.32</b>	<b>0.00%</b>
<b>Fund: 002 - Sales Tax Fund Surplus (Deficit):</b>	<b>0.00</b>	<b>0.00</b>	<b>-43,005.93</b>	<b>26,466.32</b>	<b>26,466.32</b>	<b>0.00%</b>
<b>Fund: 003 - Franchise Fees Fund</b>						
<b>Department: 0100 - Administration</b>						
<b>Revenue</b>						
<b>Category: R50 - Sale of Services</b>						
<a href="#">003-0100-4502</a> AT&T / SW Bell Franchise Fee	150,000.00	150,000.00	3,266.84	13,556.10	-136,443.90	90.96 %
<a href="#">003-0100-4506</a> Centerpoint Energy Franchise Fee	200,000.00	200,000.00	75,931.94	167,019.62	-32,980.38	16.49 %
<a href="#">003-0100-4508</a> Fidelity Franchise Fee	15,000.00	15,000.00	0.00	17,031.12	2,031.12	113.54 %
<a href="#">003-0100-4510</a> Comcast Cable Franchise Fee	75,000.00	75,000.00	0.00	17,679.08	-57,320.92	76.43 %
<a href="#">003-0100-4526</a> Entergy Franchise Fee	600,000.00	600,000.00	45,763.87	146,739.07	-453,260.93	75.54 %
<a href="#">003-0100-4528</a> First Electric Franchise Fee	275,000.00	275,000.00	34,345.96	106,600.20	-168,399.80	61.24 %
<a href="#">003-0100-4564</a> Windstream Franchise Fee	15,000.00	15,000.00	0.00	2,565.76	-12,434.24	82.89 %
<b>Category: R50 - Sale of Services Total:</b>	<b>1,330,000.00</b>	<b>1,330,000.00</b>	<b>159,308.61</b>	<b>471,190.95</b>	<b>-858,809.05</b>	<b>64.57%</b>
<b>Revenue Total:</b>	<b>1,330,000.00</b>	<b>1,330,000.00</b>	<b>159,308.61</b>	<b>471,190.95</b>	<b>-858,809.05</b>	<b>64.57%</b>
<b>Expense</b>						
<b>Category: E62 - Intergovernmental Tsfr</b>						
<a href="#">003-0100-5620</a> Xfer to General	175,000.00	175,000.00	14,583.33	43,749.99	131,250.01	75.00 %
<b>Category: E62 - Intergovernmental Tsfr Total:</b>	<b>175,000.00</b>	<b>175,000.00</b>	<b>14,583.33</b>	<b>43,749.99</b>	<b>131,250.01</b>	<b>75.00%</b>
<b>Expense Total:</b>	<b>175,000.00</b>	<b>175,000.00</b>	<b>14,583.33</b>	<b>43,749.99</b>	<b>131,250.01</b>	<b>75.00%</b>
<b>Department: 0100 - Administration Surplus (Deficit):</b>	<b>1,155,000.00</b>	<b>1,155,000.00</b>	<b>144,725.28</b>	<b>427,440.96</b>	<b>-727,559.04</b>	<b>62.99%</b>
<b>Department: 0800 - Street</b>						
<b>Expense</b>						
<b>Category: E62 - Intergovernmental Tsfr</b>						
<a href="#">003-0800-5622</a> Xfer to Fund 185	649,000.20	649,000.20	52,973.08	159,733.13	489,267.07	75.39 %
<b>Category: E62 - Intergovernmental Tsfr Total:</b>	<b>649,000.20</b>	<b>649,000.20</b>	<b>52,973.08</b>	<b>159,733.13</b>	<b>489,267.07</b>	<b>75.39%</b>
<b>Expense Total:</b>	<b>649,000.20</b>	<b>649,000.20</b>	<b>52,973.08</b>	<b>159,733.13</b>	<b>489,267.07</b>	<b>75.39%</b>
<b>Department: 0800 - Street Total:</b>	<b>649,000.20</b>	<b>649,000.20</b>	<b>52,973.08</b>	<b>159,733.13</b>	<b>489,267.07</b>	<b>75.39%</b>
<b>Fund: 003 - Franchise Fees Fund Surplus (Deficit):</b>	<b>505,999.80</b>	<b>505,999.80</b>	<b>91,752.20</b>	<b>267,707.83</b>	<b>-238,291.97</b>	<b>47.09%</b>

Budget Report

For Fiscal: 2023 Period Ending: 03/31/2023

	Original Total Budget	Current Total Budget	Period Activity	Fiscal Activity	Variance Favorable (Unfavorable)	Percent Remaining
<b>Fund: 005 - Designated Tax Fund</b>						
<b>Department: 0200 - Animal Control</b>						
<b>Revenue</b>						
<b>Category: R10 - Taxes - Sales</b>						
<a href="#">005-0200-4100</a> Designated Tax - AC	631,002.00	631,002.00	48,282.81	160,396.83	-470,605.17	74.58 %
<b>Category: R10 - Taxes - Sales Total:</b>	<b>631,002.00</b>	<b>631,002.00</b>	<b>48,282.81</b>	<b>160,396.83</b>	<b>-470,605.17</b>	<b>74.58%</b>
<b>Revenue Total:</b>	<b>631,002.00</b>	<b>631,002.00</b>	<b>48,282.81</b>	<b>160,396.83</b>	<b>-470,605.17</b>	<b>74.58%</b>
<b>Expense</b>						
<b>Category: E62 - Intergovernmental Tsfr</b>						
<a href="#">005-0200-5620</a> Xfer to General - AC	631,002.00	631,002.00	52,583.00	157,749.00	473,253.00	75.00 %
<b>Category: E62 - Intergovernmental Tsfr Total:</b>	<b>631,002.00</b>	<b>631,002.00</b>	<b>52,583.00</b>	<b>157,749.00</b>	<b>473,253.00</b>	<b>75.00%</b>
<b>Expense Total:</b>	<b>631,002.00</b>	<b>631,002.00</b>	<b>52,583.00</b>	<b>157,749.00</b>	<b>473,253.00</b>	<b>75.00%</b>
<b>Department: 0200 - Animal Control Surplus (Deficit):</b>	<b>0.00</b>	<b>0.00</b>	<b>-4,300.19</b>	<b>2,647.83</b>	<b>2,647.83</b>	<b>0.00%</b>
<b>Department: 0400 - Parks</b>						
<b>Revenue</b>						
<b>Category: R10 - Taxes - Sales</b>						
<a href="#">005-0400-4100</a> Designated Tax - Park	631,002.00	631,002.00	48,282.81	160,396.83	-470,605.17	74.58 %
<b>Category: R10 - Taxes - Sales Total:</b>	<b>631,002.00</b>	<b>631,002.00</b>	<b>48,282.81</b>	<b>160,396.83</b>	<b>-470,605.17</b>	<b>74.58%</b>
<b>Revenue Total:</b>	<b>631,002.00</b>	<b>631,002.00</b>	<b>48,282.81</b>	<b>160,396.83</b>	<b>-470,605.17</b>	<b>74.58%</b>
<b>Expense</b>						
<b>Category: E62 - Intergovernmental Tsfr</b>						
<a href="#">005-0400-5620</a> Xfer to General - Park	631,002.00	631,002.00	52,583.00	157,749.00	473,253.00	75.00 %
<b>Category: E62 - Intergovernmental Tsfr Total:</b>	<b>631,002.00</b>	<b>631,002.00</b>	<b>52,583.00</b>	<b>157,749.00</b>	<b>473,253.00</b>	<b>75.00%</b>
<b>Expense Total:</b>	<b>631,002.00</b>	<b>631,002.00</b>	<b>52,583.00</b>	<b>157,749.00</b>	<b>473,253.00</b>	<b>75.00%</b>
<b>Department: 0400 - Parks Surplus (Deficit):</b>	<b>0.00</b>	<b>0.00</b>	<b>-4,300.19</b>	<b>2,647.83</b>	<b>2,647.83</b>	<b>0.00%</b>
<b>Department: 0500 - Fire</b>						
<b>Revenue</b>						
<b>Category: R10 - Taxes - Sales</b>						
<a href="#">005-0500-4100</a> Designated Tax - Fire	1,577,502.00	1,577,502.00	120,707.02	400,992.08	-1,176,509.92	74.58 %
<b>Category: R10 - Taxes - Sales Total:</b>	<b>1,577,502.00</b>	<b>1,577,502.00</b>	<b>120,707.02</b>	<b>400,992.08</b>	<b>-1,176,509.92</b>	<b>74.58%</b>
<b>Revenue Total:</b>	<b>1,577,502.00</b>	<b>1,577,502.00</b>	<b>120,707.02</b>	<b>400,992.08</b>	<b>-1,176,509.92</b>	<b>74.58%</b>
<b>Expense</b>						
<b>Category: E62 - Intergovernmental Tsfr</b>						
<a href="#">005-0500-5620</a> Xfer to General - Fire	1,577,502.00	1,577,502.00	131,459.00	394,377.00	1,183,125.00	75.00 %
<b>Category: E62 - Intergovernmental Tsfr Total:</b>	<b>1,577,502.00</b>	<b>1,577,502.00</b>	<b>131,459.00</b>	<b>394,377.00</b>	<b>1,183,125.00</b>	<b>75.00%</b>
<b>Expense Total:</b>	<b>1,577,502.00</b>	<b>1,577,502.00</b>	<b>131,459.00</b>	<b>394,377.00</b>	<b>1,183,125.00</b>	<b>75.00%</b>
<b>Department: 0500 - Fire Surplus (Deficit):</b>	<b>0.00</b>	<b>0.00</b>	<b>-10,751.98</b>	<b>6,615.08</b>	<b>6,615.08</b>	<b>0.00%</b>
<b>Department: 0600 - Police</b>						
<b>Revenue</b>						
<b>Category: R10 - Taxes - Sales</b>						
<a href="#">005-0600-4100</a> Designated Tax - Police	1,577,502.00	1,577,502.00	120,707.02	400,992.08	-1,176,509.92	74.58 %
<b>Category: R10 - Taxes - Sales Total:</b>	<b>1,577,502.00</b>	<b>1,577,502.00</b>	<b>120,707.02</b>	<b>400,992.08</b>	<b>-1,176,509.92</b>	<b>74.58%</b>
<b>Revenue Total:</b>	<b>1,577,502.00</b>	<b>1,577,502.00</b>	<b>120,707.02</b>	<b>400,992.08</b>	<b>-1,176,509.92</b>	<b>74.58%</b>
<b>Expense</b>						
<b>Category: E62 - Intergovernmental Tsfr</b>						
<a href="#">005-0600-5620</a> Xfer to General - Police	1,577,502.00	1,577,502.00	131,459.00	394,377.00	1,183,125.00	75.00 %
<b>Category: E62 - Intergovernmental Tsfr Total:</b>	<b>1,577,502.00</b>	<b>1,577,502.00</b>	<b>131,459.00</b>	<b>394,377.00</b>	<b>1,183,125.00</b>	<b>75.00%</b>
<b>Expense Total:</b>	<b>1,577,502.00</b>	<b>1,577,502.00</b>	<b>131,459.00</b>	<b>394,377.00</b>	<b>1,183,125.00</b>	<b>75.00%</b>
<b>Department: 0600 - Police Surplus (Deficit):</b>	<b>0.00</b>	<b>0.00</b>	<b>-10,751.98</b>	<b>6,615.08</b>	<b>6,615.08</b>	<b>0.00%</b>



Budget Report

For Fiscal: 2023 Period Ending: 03/31/2023

	Original Total Budget	Current Total Budget	Period Activity	Fiscal Activity	Variance Favorable (Unfavorable)	Percent Remaining
<b>Department: 0800 - Street</b>						
<b>Revenue</b>						
<b>Category: R10 - Taxes - Sales</b>						
<a href="#">005-0800-4100</a> Designated Tax - Street	1,893,000.00	1,893,000.00	144,848.41	481,190.50	-1,411,809.50	74.58 %
<b>Category: R10 - Taxes - Sales Total:</b>	<b>1,893,000.00</b>	<b>1,893,000.00</b>	<b>144,848.41</b>	<b>481,190.50</b>	<b>-1,411,809.50</b>	<b>74.58%</b>
<b>Revenue Total:</b>	<b>1,893,000.00</b>	<b>1,893,000.00</b>	<b>144,848.41</b>	<b>481,190.50</b>	<b>-1,411,809.50</b>	<b>74.58%</b>
<b>Expense</b>						
<b>Category: E62 - Intergovernmental Tsfr</b>						
<a href="#">005-0800-5622</a> Xfer to Street	1,893,000.00	1,893,000.00	157,750.00	473,250.00	1,419,750.00	75.00 %
<b>Category: E62 - Intergovernmental Tsfr Total:</b>	<b>1,893,000.00</b>	<b>1,893,000.00</b>	<b>157,750.00</b>	<b>473,250.00</b>	<b>1,419,750.00</b>	<b>75.00%</b>
<b>Expense Total:</b>	<b>1,893,000.00</b>	<b>1,893,000.00</b>	<b>157,750.00</b>	<b>473,250.00</b>	<b>1,419,750.00</b>	<b>75.00%</b>
<b>Department: 0800 - Street Surplus (Deficit):</b>	<b>0.00</b>	<b>0.00</b>	<b>-12,901.59</b>	<b>7,940.50</b>	<b>7,940.50</b>	<b>0.00%</b>
<b>Fund: 005 - Designated Tax Fund Surplus (Deficit):</b>	<b>0.00</b>	<b>0.00</b>	<b>-43,005.93</b>	<b>26,466.32</b>	<b>26,466.32</b>	<b>0.00%</b>
<b>Fund: 007 - Investment Account</b>						
<b>Department: 0100 - Administration</b>						
<b>Revenue</b>						
<b>Category: R85 - Interest Revenue</b>						
<a href="#">007-0100-4850</a> Interest Revenue	0.00	0.00	0.01	603.09	603.09	0.00 %
<b>Category: R85 - Interest Revenue Total:</b>	<b>0.00</b>	<b>0.00</b>	<b>0.01</b>	<b>603.09</b>	<b>603.09</b>	<b>0.00%</b>
<b>Revenue Total:</b>	<b>0.00</b>	<b>0.00</b>	<b>0.01</b>	<b>603.09</b>	<b>603.09</b>	<b>0.00%</b>
<b>Expense</b>						
<b>Category: E62 - Intergovernmental Tsfr</b>						
<a href="#">007-0100-5626</a> Xfer to Other	0.00	0.00	0.00	860,536.60	-860,536.60	0.00 %
<b>Category: E62 - Intergovernmental Tsfr Total:</b>	<b>0.00</b>	<b>0.00</b>	<b>0.00</b>	<b>860,536.60</b>	<b>-860,536.60</b>	<b>0.00%</b>
<b>Category: E85 - Interest Expense</b>						
<a href="#">007-0100-5855</a> Loss	0.00	0.00	-9,493.15	-18,977.25	18,977.25	0.00 %
<b>Category: E85 - Interest Expense Total:</b>	<b>0.00</b>	<b>0.00</b>	<b>-9,493.15</b>	<b>-18,977.25</b>	<b>18,977.25</b>	<b>0.00%</b>
<b>Expense Total:</b>	<b>0.00</b>	<b>0.00</b>	<b>-9,493.15</b>	<b>841,559.35</b>	<b>-841,559.35</b>	<b>0.00%</b>
<b>Department: 0100 - Administration Surplus (Deficit):</b>	<b>0.00</b>	<b>0.00</b>	<b>9,493.16</b>	<b>-840,956.26</b>	<b>-840,956.26</b>	<b>0.00%</b>
<b>Fund: 007 - Investment Account Surplus (Deficit):</b>	<b>0.00</b>	<b>0.00</b>	<b>9,493.16</b>	<b>-840,956.26</b>	<b>-840,956.26</b>	<b>0.00%</b>
<b>Fund: 020 - Animal Control Donation</b>						
<b>Department: 0200 - Animal Control</b>						
<b>Revenue</b>						
<b>Category: R68 - Donation Revenue</b>						
<a href="#">020-0200-4680</a> Donation Revenue Ord 2011-24	2,500.00	2,500.00	0.00	0.00	-2,500.00	100.00 %
<b>Category: R68 - Donation Revenue Total:</b>	<b>2,500.00</b>	<b>2,500.00</b>	<b>0.00</b>	<b>0.00</b>	<b>-2,500.00</b>	<b>100.00%</b>
<b>Revenue Total:</b>	<b>2,500.00</b>	<b>2,500.00</b>	<b>0.00</b>	<b>0.00</b>	<b>-2,500.00</b>	<b>100.00%</b>
<b>Expense</b>						
<b>Category: E55 - Professional Services</b>						
<a href="#">020-0200-5580</a> AC Donation Expense	2,500.00	2,500.00	0.00	0.00	2,500.00	100.00 %
<b>Category: E55 - Professional Services Total:</b>	<b>2,500.00</b>	<b>2,500.00</b>	<b>0.00</b>	<b>0.00</b>	<b>2,500.00</b>	<b>100.00%</b>
<b>Expense Total:</b>	<b>2,500.00</b>	<b>2,500.00</b>	<b>0.00</b>	<b>0.00</b>	<b>2,500.00</b>	<b>100.00%</b>
<b>Department: 0200 - Animal Control Surplus (Deficit):</b>	<b>0.00</b>	<b>0.00</b>	<b>0.00</b>	<b>0.00</b>	<b>0.00</b>	<b>0.00%</b>
<b>Fund: 020 - Animal Control Donation Surplus (Deficit):</b>	<b>0.00</b>	<b>0.00</b>	<b>0.00</b>	<b>0.00</b>	<b>0.00</b>	<b>0.00%</b>
<b>Fund: 030 - Act 1256 of 1995 Court</b>						
<b>Department: 0300 - Court</b>						
<b>Revenue</b>						
<b>Category: R40 - Fines &amp; Forfeitures</b>						
<a href="#">030-0300-4404</a> Act 1256 Civil Division	71,250.00	71,250.00	955.00	3,485.00	-67,765.00	95.11 %



Budget Report

For Fiscal: 2023 Period Ending: 03/31/2023

	Original Total Budget	Current Total Budget	Period Activity	Fiscal Activity	Variance Favorable (Unfavorable)	Percent Remaining
<a href="#">030-0300-4406</a> Act 1256 District Court Rev	330,000.00	330,000.00	25,260.86	64,519.66	-265,480.34	80.45 %
<b>Category: R40 - Fines &amp; Forfeitures Total:</b>	<b>401,250.00</b>	<b>401,250.00</b>	<b>26,215.86</b>	<b>68,004.66</b>	<b>-333,245.34</b>	<b>83.05%</b>
<b>Revenue Total:</b>	<b>401,250.00</b>	<b>401,250.00</b>	<b>26,215.86</b>	<b>68,004.66</b>	<b>-333,245.34</b>	<b>83.05%</b>
<b>Expense</b>						
<b>Category: E01 - Personnel Expense</b>						
<a href="#">030-0300-5072</a> Act 1256 Judge Retirement	5,200.00	5,200.00	394.84	1,184.52	4,015.48	77.22 %
<b>Category: E01 - Personnel Expense Total:</b>	<b>5,200.00</b>	<b>5,200.00</b>	<b>394.84</b>	<b>1,184.52</b>	<b>4,015.48</b>	<b>77.22%</b>
<b>Category: E40 - Operations Expense</b>						
<a href="#">030-0300-5400</a> Act 316 of 1991 Expense	250.00	250.00	18.12	54.36	195.64	78.26 %
<a href="#">030-0300-5415</a> Act 918 of 1983 Expense	17,500.00	17,500.00	1,342.64	4,027.92	13,472.08	76.98 %
<a href="#">030-0300-5425</a> Act 1256 Co Admin of Justice	140,500.00	140,500.00	10,741.60	32,224.80	108,275.20	77.06 %
<a href="#">030-0300-5430</a> Act 1256 Court Costs	15,250.00	15,250.00	1,213.98	3,543.12	11,706.88	76.77 %
<a href="#">030-0300-5435</a> Act 1256 City Attorney	28,500.00	28,500.00	2,190.68	6,572.04	21,927.96	76.94 %
<a href="#">030-0300-5440</a> Act 1256 DFA (State)	167,150.00	167,150.00	8,313.20	14,296.68	152,853.32	91.45 %
<a href="#">030-0300-5445</a> Act 1256 Ordinance 89-15	26,000.00	26,000.00	1,966.60	5,899.80	20,100.20	77.31 %
<a href="#">030-0300-5495</a> Act 1256 Intoximeter Expense	900.00	900.00	67.14	201.42	698.58	77.62 %
<b>Category: E40 - Operations Expense Total:</b>	<b>396,050.00</b>	<b>396,050.00</b>	<b>25,853.96</b>	<b>66,820.14</b>	<b>329,229.86</b>	<b>83.13%</b>
<b>Expense Total:</b>	<b>401,250.00</b>	<b>401,250.00</b>	<b>26,248.80</b>	<b>68,004.66</b>	<b>333,245.34</b>	<b>83.05%</b>
<b>Department: 0300 - Court Surplus (Deficit):</b>	<b>0.00</b>	<b>0.00</b>	<b>-32.94</b>	<b>0.00</b>	<b>0.00</b>	<b>0.00%</b>
<b>Fund: 030 - Act 1256 of 1995 Court Surplus (Deficit):</b>	<b>0.00</b>	<b>0.00</b>	<b>-32.94</b>	<b>0.00</b>	<b>0.00</b>	<b>0.00%</b>
<b>Fund: 031 - Act 1809 of 2001 Court Auto</b>						
<b>Department: 0300 - Court</b>						
<b>Revenue</b>						
<b>Category: R40 - Fines &amp; Forfeitures</b>						
<a href="#">031-0300-4408</a> Act 1809 of 2001 Revenue	36,000.00	36,000.00	2,810.00	7,536.00	-28,464.00	79.07 %
<b>Category: R40 - Fines &amp; Forfeitures Total:</b>	<b>36,000.00</b>	<b>36,000.00</b>	<b>2,810.00</b>	<b>7,536.00</b>	<b>-28,464.00</b>	<b>79.07%</b>
<b>Revenue Total:</b>	<b>36,000.00</b>	<b>36,000.00</b>	<b>2,810.00</b>	<b>7,536.00</b>	<b>-28,464.00</b>	<b>79.07%</b>
<b>Expense</b>						
<b>Category: E60 - Miscellaneous Expense</b>						
<a href="#">031-0300-5608</a> Software - New & Renewals	36,000.00	36,000.00	0.00	7,438.88	28,561.12	79.34 %
<b>Category: E60 - Miscellaneous Expense Total:</b>	<b>36,000.00</b>	<b>36,000.00</b>	<b>0.00</b>	<b>7,438.88</b>	<b>28,561.12</b>	<b>79.34%</b>
<b>Expense Total:</b>	<b>36,000.00</b>	<b>36,000.00</b>	<b>0.00</b>	<b>7,438.88</b>	<b>28,561.12</b>	<b>79.34%</b>
<b>Department: 0300 - Court Surplus (Deficit):</b>	<b>0.00</b>	<b>0.00</b>	<b>2,810.00</b>	<b>97.12</b>	<b>97.12</b>	<b>0.00%</b>
<b>Fund: 031 - Act 1809 of 2001 Court Auto Surplus (Deficit):</b>	<b>0.00</b>	<b>0.00</b>	<b>2,810.00</b>	<b>97.12</b>	<b>97.12</b>	<b>0.00%</b>
<b>Fund: 045 - Park 1/8 SalesTax O &amp; M</b>						
<b>Department: 0400 - Parks</b>						
<b>Revenue</b>						
<b>Category: R10 - Taxes - Sales</b>						
<a href="#">045-0400-4110</a> Park 1/8 Sales Tax	788,751.00	788,751.00	60,353.51	200,496.04	-588,254.96	74.58 %
<b>Category: R10 - Taxes - Sales Total:</b>	<b>788,751.00</b>	<b>788,751.00</b>	<b>60,353.51</b>	<b>200,496.04</b>	<b>-588,254.96</b>	<b>74.58%</b>
<b>Revenue Total:</b>	<b>788,751.00</b>	<b>788,751.00</b>	<b>60,353.51</b>	<b>200,496.04</b>	<b>-588,254.96</b>	<b>74.58%</b>
<b>Expense</b>						
<b>Category: E62 - Intergovernmental Tsfr</b>						
<a href="#">045-0400-5620</a> Xfer to General	788,751.00	788,751.00	65,729.00	197,187.00	591,564.00	75.00 %
<b>Category: E62 - Intergovernmental Tsfr Total:</b>	<b>788,751.00</b>	<b>788,751.00</b>	<b>65,729.00</b>	<b>197,187.00</b>	<b>591,564.00</b>	<b>75.00%</b>
<b>Expense Total:</b>	<b>788,751.00</b>	<b>788,751.00</b>	<b>65,729.00</b>	<b>197,187.00</b>	<b>591,564.00</b>	<b>75.00%</b>
<b>Department: 0400 - Parks Surplus (Deficit):</b>	<b>0.00</b>	<b>0.00</b>	<b>-5,375.49</b>	<b>3,309.04</b>	<b>3,309.04</b>	<b>0.00%</b>
<b>Fund: 045 - Park 1/8 SalesTax O &amp; M Surplus (Deficit):</b>	<b>0.00</b>	<b>0.00</b>	<b>-5,375.49</b>	<b>3,309.04</b>	<b>3,309.04</b>	<b>0.00%</b>

Budget Report

For Fiscal: 2023 Period Ending: 03/31/2023

	Original Total Budget	Current Total Budget	Period Activity	Fiscal Activity	Variance Favorable (Unfavorable)	Percent Remaining
<b>Fund: 051 - Act 833 of 1991 Fire</b>						
<b>Department: 0500 - Fire</b>						
<b>Revenue</b>						
<b>Category: R15 - Taxes - Property</b>						
<a href="#">051-0500-4150</a> State Turnback	20,000.00	20,000.00	0.00	0.00	-20,000.00	100.00 %
<b>Category: R15 - Taxes - Property Total:</b>	<b>20,000.00</b>	<b>20,000.00</b>	<b>0.00</b>	<b>0.00</b>	<b>-20,000.00</b>	<b>100.00%</b>
<b>Revenue Total:</b>	<b>20,000.00</b>	<b>20,000.00</b>	<b>0.00</b>	<b>0.00</b>	<b>-20,000.00</b>	<b>100.00%</b>
<b>Expense</b>						
<b>Category: E40 - Operations Expense</b>						
<a href="#">051-0500-5410</a> Act 833 Expense	20,000.00	56,702.05	36,702.05	37,361.30	19,340.75	34.11 %
<b>Category: E40 - Operations Expense Total:</b>	<b>20,000.00</b>	<b>56,702.05</b>	<b>36,702.05</b>	<b>37,361.30</b>	<b>19,340.75</b>	<b>34.11%</b>
<b>Expense Total:</b>	<b>20,000.00</b>	<b>56,702.05</b>	<b>36,702.05</b>	<b>37,361.30</b>	<b>19,340.75</b>	<b>34.11%</b>
<b>Department: 0500 - Fire Surplus (Deficit):</b>	<b>0.00</b>	<b>-36,702.05</b>	<b>-36,702.05</b>	<b>-37,361.30</b>	<b>-659.25</b>	<b>-1.80%</b>
<b>Fund: 051 - Act 833 of 1991 Fire Surplus (Deficit):</b>	<b>0.00</b>	<b>-36,702.05</b>	<b>-36,702.05</b>	<b>-37,361.30</b>	<b>-659.25</b>	<b>-1.80%</b>
<b>Fund: 055 - Fire 3/8 SalesTax</b>						
<b>Department: 0500 - Fire</b>						
<b>Revenue</b>						
<b>Category: R10 - Taxes - Sales</b>						
<a href="#">055-0500-4120</a> Fire 3/8 Sales Tax	2,366,253.00	2,366,253.00	181,060.52	601,488.10	-1,764,764.90	74.58 %
<b>Category: R10 - Taxes - Sales Total:</b>	<b>2,366,253.00</b>	<b>2,366,253.00</b>	<b>181,060.52</b>	<b>601,488.10</b>	<b>-1,764,764.90</b>	<b>74.58%</b>
<b>Revenue Total:</b>	<b>2,366,253.00</b>	<b>2,366,253.00</b>	<b>181,060.52</b>	<b>601,488.10</b>	<b>-1,764,764.90</b>	<b>74.58%</b>
<b>Expense</b>						
<b>Category: E62 - Intergovernmental Tsfr</b>						
<a href="#">055-0500-5620</a> Xfer to General	2,366,253.00	2,366,253.00	197,188.00	591,564.00	1,774,689.00	75.00 %
<b>Category: E62 - Intergovernmental Tsfr Total:</b>	<b>2,366,253.00</b>	<b>2,366,253.00</b>	<b>197,188.00</b>	<b>591,564.00</b>	<b>1,774,689.00</b>	<b>75.00%</b>
<b>Expense Total:</b>	<b>2,366,253.00</b>	<b>2,366,253.00</b>	<b>197,188.00</b>	<b>591,564.00</b>	<b>1,774,689.00</b>	<b>75.00%</b>
<b>Department: 0500 - Fire Surplus (Deficit):</b>	<b>0.00</b>	<b>0.00</b>	<b>-16,127.48</b>	<b>9,924.10</b>	<b>9,924.10</b>	<b>0.00%</b>
<b>Fund: 055 - Fire 3/8 SalesTax Surplus (Deficit):</b>	<b>0.00</b>	<b>0.00</b>	<b>-16,127.48</b>	<b>9,924.10</b>	<b>9,924.10</b>	<b>0.00%</b>
<b>Fund: 061 - Act 918 of 1983 Police</b>						
<b>Department: 0600 - Police</b>						
<b>Revenue</b>						
<b>Category: R40 - Fines &amp; Forfeitures</b>						
<a href="#">061-0600-4410</a> Admin of Justice Revenue	15,000.00	15,000.00	1,342.64	4,027.92	-10,972.08	73.15 %
<b>Category: R40 - Fines &amp; Forfeitures Total:</b>	<b>15,000.00</b>	<b>15,000.00</b>	<b>1,342.64</b>	<b>4,027.92</b>	<b>-10,972.08</b>	<b>73.15%</b>
<b>Revenue Total:</b>	<b>15,000.00</b>	<b>15,000.00</b>	<b>1,342.64</b>	<b>4,027.92</b>	<b>-10,972.08</b>	<b>73.15%</b>
<b>Expense</b>						
<b>Category: E60 - Miscellaneous Expense</b>						
<a href="#">061-0600-5600</a> Miscellaneous Expense	15,000.00	15,000.00	0.00	0.00	15,000.00	100.00 %
<b>Category: E60 - Miscellaneous Expense Total:</b>	<b>15,000.00</b>	<b>15,000.00</b>	<b>0.00</b>	<b>0.00</b>	<b>15,000.00</b>	<b>100.00%</b>
<b>Expense Total:</b>	<b>15,000.00</b>	<b>15,000.00</b>	<b>0.00</b>	<b>0.00</b>	<b>15,000.00</b>	<b>100.00%</b>
<b>Department: 0600 - Police Surplus (Deficit):</b>	<b>0.00</b>	<b>0.00</b>	<b>1,342.64</b>	<b>4,027.92</b>	<b>4,027.92</b>	<b>0.00%</b>
<b>Fund: 061 - Act 918 of 1983 Police Surplus (Deficit):</b>	<b>0.00</b>	<b>0.00</b>	<b>1,342.64</b>	<b>4,027.92</b>	<b>4,027.92</b>	<b>0.00%</b>
<b>Fund: 062 - Act 988 of 1991 Emerg Veh</b>						
<b>Department: 0600 - Police</b>						
<b>Revenue</b>						
<b>Category: R40 - Fines &amp; Forfeitures</b>						
<a href="#">062-0600-4402</a> Act 988 of 1991 Revenue	12,000.00	12,000.00	416.97	611.97	-11,388.03	94.90 %
<b>Category: R40 - Fines &amp; Forfeitures Total:</b>	<b>12,000.00</b>	<b>12,000.00</b>	<b>416.97</b>	<b>611.97</b>	<b>-11,388.03</b>	<b>94.90%</b>
<b>Revenue Total:</b>	<b>12,000.00</b>	<b>12,000.00</b>	<b>416.97</b>	<b>611.97</b>	<b>-11,388.03</b>	<b>94.90%</b>



Budget Report

For Fiscal: 2023 Period Ending: 03/31/2023

	Original Total Budget	Current Total Budget	Period Activity	Fiscal Activity	Variance Favorable (Unfavorable)	Percent Remaining
<b>Expense</b>						
<b>Category: E40 - Operations Expense</b>						
<a href="#">062-0600-5420</a> Act 988 Expense	12,000.00	12,000.00	0.00	0.00	12,000.00	100.00 %
<b>Category: E40 - Operations Expense Total:</b>	<b>12,000.00</b>	<b>12,000.00</b>	<b>0.00</b>	<b>0.00</b>	<b>12,000.00</b>	<b>100.00%</b>
<b>Expense Total:</b>	<b>12,000.00</b>	<b>12,000.00</b>	<b>0.00</b>	<b>0.00</b>	<b>12,000.00</b>	<b>100.00%</b>
<b>Department: 0600 - Police Surplus (Deficit):</b>	<b>0.00</b>	<b>0.00</b>	<b>416.97</b>	<b>611.97</b>	<b>611.97</b>	<b>0.00%</b>
<b>Fund: 062 - Act 988 of 1991 Emerg Veh Surplus (Deficit):</b>	<b>0.00</b>	<b>0.00</b>	<b>416.97</b>	<b>611.97</b>	<b>611.97</b>	<b>0.00%</b>
<b>Fund: 066 - Federal Drug Control</b>						
<b>Department: 0600 - Police</b>						
<b>Revenue</b>						
<b>Category: R85 - Interest Revenue</b>						
<a href="#">066-0600-4850</a> Interest Revenue	0.00	0.00	0.25	0.73	0.73	0.00 %
<b>Category: R85 - Interest Revenue Total:</b>	<b>0.00</b>	<b>0.00</b>	<b>0.25</b>	<b>0.73</b>	<b>0.73</b>	<b>0.00%</b>
<b>Revenue Total:</b>	<b>0.00</b>	<b>0.00</b>	<b>0.25</b>	<b>0.73</b>	<b>0.73</b>	<b>0.00%</b>
<b>Department: 0600 - Police Total:</b>	<b>0.00</b>	<b>0.00</b>	<b>0.25</b>	<b>0.73</b>	<b>0.73</b>	<b>0.00%</b>
<b>Fund: 066 - Federal Drug Control Total:</b>	<b>0.00</b>	<b>0.00</b>	<b>0.25</b>	<b>0.73</b>	<b>0.73</b>	<b>0.00%</b>
<b>Fund: 068 - State Drug Control</b>						
<b>Department: 0600 - Police</b>						
<b>Revenue</b>						
<b>Category: R40 - Fines &amp; Forfeitures</b>						
<a href="#">068-0600-4418</a> Drug Seizure Revenue	2,500.00	2,500.00	0.00	0.00	-2,500.00	100.00 %
<b>Category: R40 - Fines &amp; Forfeitures Total:</b>	<b>2,500.00</b>	<b>2,500.00</b>	<b>0.00</b>	<b>0.00</b>	<b>-2,500.00</b>	<b>100.00%</b>
<b>Category: R85 - Interest Revenue</b>						
<a href="#">068-0600-4850</a> Interest Revenue	0.00	0.00	0.20	0.58	0.58	0.00 %
<b>Category: R85 - Interest Revenue Total:</b>	<b>0.00</b>	<b>0.00</b>	<b>0.20</b>	<b>0.58</b>	<b>0.58</b>	<b>0.00%</b>
<b>Revenue Total:</b>	<b>2,500.00</b>	<b>2,500.00</b>	<b>0.20</b>	<b>0.58</b>	<b>-2,499.42</b>	<b>99.98%</b>
<b>Expense</b>						
<b>Category: E60 - Miscellaneous Expense</b>						
<a href="#">068-0600-5600</a> Miscellaneous Expense	2,500.00	2,500.00	0.00	0.00	2,500.00	100.00 %
<b>Category: E60 - Miscellaneous Expense Total:</b>	<b>2,500.00</b>	<b>2,500.00</b>	<b>0.00</b>	<b>0.00</b>	<b>2,500.00</b>	<b>100.00%</b>
<b>Expense Total:</b>	<b>2,500.00</b>	<b>2,500.00</b>	<b>0.00</b>	<b>0.00</b>	<b>2,500.00</b>	<b>100.00%</b>
<b>Department: 0600 - Police Surplus (Deficit):</b>	<b>0.00</b>	<b>0.00</b>	<b>0.20</b>	<b>0.58</b>	<b>0.58</b>	<b>0.00%</b>
<b>Fund: 068 - State Drug Control Surplus (Deficit):</b>	<b>0.00</b>	<b>0.00</b>	<b>0.20</b>	<b>0.58</b>	<b>0.58</b>	<b>0.00%</b>
<b>Fund: 080 - Street Fund</b>						
<b>Department: 0140 - Stormwater</b>						
<b>Expense</b>						
<b>Category: E01 - Personnel Expense</b>						
<a href="#">080-0140-5000</a> Salary Expense	271,720.61	271,720.61	26,713.90	62,731.38	208,989.23	76.91 %
<a href="#">080-0140-5010</a> Overtime Expense	695.00	695.00	38.63	112.02	582.98	83.88 %
<a href="#">080-0140-5020</a> FICA Expense	20,836.64	20,836.64	2,022.06	4,735.63	16,101.01	77.27 %
<a href="#">080-0140-5022</a> Unemployment Expense	180.00	180.00	4.06	89.57	90.43	50.24 %
<a href="#">080-0140-5025</a> Worker's Comp Expense	500.00	600.00	0.00	580.45	19.55	3.26 %
<a href="#">080-0140-5030</a> APERS Expense	41,724.88	41,724.88	4,098.53	9,627.72	32,097.16	76.93 %
<a href="#">080-0140-5040</a> Health Insurance Expense	58,447.74	58,447.74	3,250.69	9,502.33	48,945.41	83.74 %
<a href="#">080-0140-5050</a> Physical & Drug Screen Exp	300.00	300.00	138.00	138.00	162.00	54.00 %
<a href="#">080-0140-5055</a> Uniform Expense	4,525.00	4,525.00	108.72	849.10	3,675.90	81.24 %
<a href="#">080-0140-5060</a> Travel & Training Expense	10,000.00	10,000.00	1,168.88	3,082.88	6,917.12	69.17 %
<b>Category: E01 - Personnel Expense Total:</b>	<b>408,929.87</b>	<b>409,029.87</b>	<b>37,543.47</b>	<b>91,449.08</b>	<b>317,580.79</b>	<b>77.64%</b>
<b>Category: E10 - Building &amp; Grounds Exp</b>						
<a href="#">080-0140-5116</a> Communication Exp - Cellular	3,024.00	3,024.00	333.48	916.16	2,107.84	69.70 %
<b>Category: E10 - Building &amp; Grounds Exp Total:</b>	<b>3,024.00</b>	<b>3,024.00</b>	<b>333.48</b>	<b>916.16</b>	<b>2,107.84</b>	<b>69.70%</b>
<b>Category: E20 - Vehicle Expense</b>						
<a href="#">080-0140-5200</a> Fuel Expense	7,200.00	7,200.00	377.49	938.93	6,261.07	86.96 %



Budget Report

For Fiscal: 2023 Period Ending: 03/31/2023

		Original Total Budget	Current Total Budget	Period Activity	Fiscal Activity	Variance Favorable (Unfavorable)	Percent Remaining
<a href="#">080-0140-5210</a>	Service & Repair - Vehicle	10,000.00	23,834.56	0.00	185.55	23,649.01	99.22 %
<a href="#">080-0140-5218</a>	Tire Expense	3,000.00	3,000.00	0.00	0.00	3,000.00	100.00 %
<a href="#">080-0140-5225</a>	Insurance Expense - Vehicle	1,000.00	1,000.00	0.00	956.75	43.25	4.33 %
<b>Category: E20 - Vehicle Expense Total:</b>		<b>21,200.00</b>	<b>35,034.56</b>	<b>377.49</b>	<b>2,081.23</b>	<b>32,953.33</b>	<b>94.06%</b>
<b>Category: E30 - Supply Expense</b>							
<a href="#">080-0140-5300</a>	Supplies - Office	5,000.00	5,000.00	1,440.86	1,440.86	3,559.14	71.18 %
<a href="#">080-0140-5322</a>	Supplies - Operating	5,000.00	17,700.00	471.58	1,857.17	15,842.83	89.51 %
<a href="#">080-0140-5380</a>	Prisoner Care Expense	2,700.00	2,700.00	0.00	0.00	2,700.00	100.00 %
<b>Category: E30 - Supply Expense Total:</b>		<b>12,700.00</b>	<b>25,400.00</b>	<b>1,912.44</b>	<b>3,298.03</b>	<b>22,101.97</b>	<b>87.02%</b>
<b>Category: E40 - Operations Expense</b>							
<a href="#">080-0140-5515</a>	Elections or Permit Fee Exp	1,200.00	1,200.00	0.00	0.00	1,200.00	100.00 %
<a href="#">080-0140-5520</a>	Public Education Expense	5,000.00	5,000.00	204.64	1,104.64	3,895.36	77.91 %
<b>Category: E40 - Operations Expense Total:</b>		<b>6,200.00</b>	<b>6,200.00</b>	<b>204.64</b>	<b>1,104.64</b>	<b>5,095.36</b>	<b>82.18%</b>
<b>Category: E55 - Professional Services</b>							
<a href="#">080-0140-5571</a>	Prof Services - Engineering	100,000.00	150,510.00	3,000.00	7,585.22	142,924.78	94.96 %
<a href="#">080-0140-5589</a>	Prof Services - Printing	250.00	250.00	0.00	0.00	250.00	100.00 %
<b>Category: E55 - Professional Services Total:</b>		<b>100,250.00</b>	<b>150,760.00</b>	<b>3,000.00</b>	<b>7,585.22</b>	<b>143,174.78</b>	<b>94.97%</b>
<b>Category: E80 - Fixed Assets</b>							
<a href="#">080-0140-5808</a>	Fixed Assets - Vehicles	62,000.00	62,000.00	0.00	0.00	62,000.00	100.00 %
<b>Category: E80 - Fixed Assets Total:</b>		<b>62,000.00</b>	<b>62,000.00</b>	<b>0.00</b>	<b>0.00</b>	<b>62,000.00</b>	<b>100.00%</b>
<b>Expense Total:</b>		<b>614,303.87</b>	<b>691,448.43</b>	<b>43,371.52</b>	<b>106,434.36</b>	<b>585,014.07</b>	<b>84.61%</b>
<b>Department: 0140 - Stormwater Total:</b>		<b>614,303.87</b>	<b>691,448.43</b>	<b>43,371.52</b>	<b>106,434.36</b>	<b>585,014.07</b>	<b>84.61%</b>
<b>Department: 0800 - Street</b>							
<b>Revenue</b>							
<b>Category: R10 - Taxes - Sales</b>							
<a href="#">080-0800-4152</a>	1/2 Cent SalesTaxExpires7/2023	456,000.00	456,000.00	47,911.48	154,957.95	-301,042.05	66.02 %
<b>Category: R10 - Taxes - Sales Total:</b>		<b>456,000.00</b>	<b>456,000.00</b>	<b>47,911.48</b>	<b>154,957.95</b>	<b>-301,042.05</b>	<b>66.02%</b>
<b>Category: R15 - Taxes - Property</b>							
<a href="#">080-0800-4150</a>	State Turnback	924,000.00	924,000.00	75,858.92	271,692.36	-652,307.64	70.60 %
<a href="#">080-0800-4151</a>	Saline County Treasurer	444,000.00	444,000.00	8,123.30	48,901.01	-395,098.99	88.99 %
<b>Category: R15 - Taxes - Property Total:</b>		<b>1,368,000.00</b>	<b>1,368,000.00</b>	<b>83,982.22</b>	<b>320,593.37</b>	<b>-1,047,406.63</b>	<b>76.56%</b>
<b>Category: R60 - Miscellaneous Revenue</b>							
<a href="#">080-0800-4600</a>	Miscellaneous Revenue	1,000.00	1,577.84	0.00	2,054.48	476.64	130.21 %
<b>Category: R60 - Miscellaneous Revenue Total:</b>		<b>1,000.00</b>	<b>1,577.84</b>	<b>0.00</b>	<b>2,054.48</b>	<b>476.64</b>	<b>30.21%</b>
<b>Category: R62 - Intergovernmental Tsfrs</b>							
<a href="#">080-0800-4627</a>	Xfer Designated Tax	1,893,000.00	1,893,000.00	157,750.00	473,250.00	-1,419,750.00	75.00 %
<b>Category: R62 - Intergovernmental Tsfrs Total:</b>		<b>1,893,000.00</b>	<b>1,893,000.00</b>	<b>157,750.00</b>	<b>473,250.00</b>	<b>-1,419,750.00</b>	<b>75.00%</b>
<b>Category: R64 - Reimbursement</b>							
<a href="#">080-0800-4640</a>	Reimbursement Revenue	425,000.00	425,000.00	0.00	0.00	-425,000.00	100.00 %
<b>Category: R64 - Reimbursement Total:</b>		<b>425,000.00</b>	<b>425,000.00</b>	<b>0.00</b>	<b>0.00</b>	<b>-425,000.00</b>	<b>100.00%</b>
<b>Category: R85 - Interest Revenue</b>							
<a href="#">080-0800-4850</a>	Interest Revenue	775.00	775.00	0.00	0.00	-775.00	100.00 %
<b>Category: R85 - Interest Revenue Total:</b>		<b>775.00</b>	<b>775.00</b>	<b>0.00</b>	<b>0.00</b>	<b>-775.00</b>	<b>100.00%</b>
<b>Revenue Total:</b>		<b>4,143,775.00</b>	<b>4,144,352.84</b>	<b>289,643.70</b>	<b>950,855.80</b>	<b>-3,193,497.04</b>	<b>77.06%</b>
<b>Expense</b>							
<b>Category: E01 - Personnel Expense</b>							
<a href="#">080-0800-5000</a>	Salary Expense	869,963.91	869,963.91	67,833.74	160,158.02	709,805.89	81.59 %
<a href="#">080-0800-5005</a>	SWB Reimbursement	206,796.00	206,796.00	17,233.00	51,699.00	155,097.00	75.00 %
<a href="#">080-0800-5010</a>	Overtime Expense	10,000.00	10,000.00	446.04	751.64	9,248.36	92.48 %
<a href="#">080-0800-5020</a>	FICA Expense	67,317.24	67,317.24	5,160.64	12,111.68	55,205.56	82.01 %
<a href="#">080-0800-5022</a>	Unemployment Expense	1,380.00	1,380.00	23.93	296.54	1,083.46	78.51 %
<a href="#">080-0800-5025</a>	Worker's Comp Expense	18,000.00	22,000.00	0.00	21,940.59	59.41	0.27 %
<a href="#">080-0800-5030</a>	APERS Expense	134,775.96	134,775.96	10,460.47	24,651.41	110,124.55	81.71 %
<a href="#">080-0800-5040</a>	Health Insurance Expense	188,599.64	188,599.64	9,418.06	29,256.89	159,342.75	84.49 %

**Budget Report**

For Fiscal: 2023 Period Ending: 03/31/2023

		Original Total Budget	Current Total Budget	Period Activity	Fiscal Activity	Variance Favorable (Unfavorable)	Percent Remaining
<a href="#">080-0800-5050</a>	Physical & Drug Screen Exp	2,200.00	2,200.00	35.22	70.44	2,129.56	96.80 %
<a href="#">080-0800-5055</a>	Uniform Expense	13,003.13	13,003.13	1,275.01	3,645.58	9,357.55	71.96 %
<a href="#">080-0800-5060</a>	Travel & Training Expense	15,000.00	15,000.00	1,209.16	3,087.16	11,912.84	79.42 %
<b>Category: E01 - Personnel Expense Total:</b>		<b>1,527,035.88</b>	<b>1,531,035.88</b>	<b>113,095.27</b>	<b>307,668.95</b>	<b>1,223,366.93</b>	<b>79.90%</b>
<b>Category: E10 - Building &amp; Grounds Exp</b>							
<a href="#">080-0800-5102</a>	Repairs & Maint - Building	35,000.00	35,000.00	80.16	4,921.52	30,078.48	85.94 %
<a href="#">080-0800-5110</a>	Utilities - Electric	20,000.00	20,000.00	19,325.05	23,969.65	-3,969.65	-19.85 %
<a href="#">080-0800-5111</a>	Utilities - Gas	2,499.96	2,499.96	529.28	1,269.81	1,230.15	49.21 %
<a href="#">080-0800-5112</a>	Utilities - Water	5,000.00	5,000.00	42.53	126.58	4,873.42	97.47 %
<a href="#">080-0800-5115</a>	Com Exp - Tel Landline.Interne	14,640.00	14,640.00	985.02	2,955.06	11,684.94	79.82 %
<a href="#">080-0800-5116</a>	Communication Exp - Cellular	4,500.00	4,500.00	515.02	1,458.20	3,041.80	67.60 %
<a href="#">080-0800-5120</a>	Insurance - Property	1,965.00	1,965.00	0.00	0.00	1,965.00	100.00 %
<a href="#">080-0800-5130</a>	Sanitation	3,500.00	3,500.00	384.58	853.43	2,646.57	75.62 %
<a href="#">080-0800-5140</a>	Supplies - B&G	3,600.00	3,600.00	162.09	534.44	3,065.56	85.15 %
<a href="#">080-0800-5142</a>	Janitorial Supplies and Main	2,000.00	2,000.00	20.10	201.13	1,798.87	89.94 %
<a href="#">080-0800-5145</a>	Tools	12,000.00	12,000.00	649.13	2,602.63	9,397.37	78.31 %
<b>Category: E10 - Building &amp; Grounds Exp Total:</b>		<b>104,704.96</b>	<b>104,704.96</b>	<b>22,692.96</b>	<b>38,892.45</b>	<b>65,812.51</b>	<b>62.86%</b>
<b>Category: E20 - Vehicle Expense</b>							
<a href="#">080-0800-5200</a>	Fuel Expense	70,000.00	70,000.00	4,483.26	14,335.27	55,664.73	79.52 %
<a href="#">080-0800-5210</a>	Service & Repair - Vehicle	90,000.00	90,577.84	2,410.71	14,162.66	76,415.18	84.36 %
<a href="#">080-0800-5218</a>	Tire Expense	15,000.00	15,000.00	0.00	1,866.49	13,133.51	87.56 %
<a href="#">080-0800-5225</a>	Insurance Expense - Vehicle	22,000.00	27,322.50	0.00	24,244.02	3,078.48	11.27 %
<a href="#">080-0800-5230</a>	Radios	1,500.00	1,500.00	0.00	1,467.77	32.23	2.15 %
<a href="#">080-0800-5240</a>	Equipment Rental	20,000.00	20,000.00	0.00	0.00	20,000.00	100.00 %
<b>Category: E20 - Vehicle Expense Total:</b>		<b>218,500.00</b>	<b>224,400.34</b>	<b>6,893.97</b>	<b>56,076.21</b>	<b>168,324.13</b>	<b>75.01%</b>
<b>Category: E30 - Supply Expense</b>							
<a href="#">080-0800-5300</a>	Supplies - Office	6,000.00	6,000.00	241.38	1,539.04	4,460.96	74.35 %
<a href="#">080-0800-5316</a>	Supplies - Signs	40,000.08	40,000.08	0.00	10,674.72	29,325.36	73.31 %
<a href="#">080-0800-5322</a>	Supplies - Operating	242,448.00	245,472.74	8,312.67	34,423.38	211,049.36	85.98 %
<a href="#">080-0800-5323</a>	Material and Maint	100,000.08	100,000.08	4,384.41	16,231.01	83,769.07	83.77 %
<a href="#">080-0800-5350</a>	Postage Expense	504.00	504.00	84.74	171.06	332.94	66.06 %
<b>Category: E30 - Supply Expense Total:</b>		<b>388,952.16</b>	<b>391,976.90</b>	<b>13,023.20</b>	<b>63,039.21</b>	<b>328,937.69</b>	<b>83.92%</b>
<b>Category: E40 - Operations Expense</b>							
<a href="#">080-0800-5480</a>	Dues & Subscriptions	5,283.00	5,283.00	50.91	50.91	5,232.09	99.04 %
<a href="#">080-0800-5530</a>	Safety Program	3,000.00	3,000.00	0.00	0.00	3,000.00	100.00 %
<a href="#">080-0800-5535</a>	Sales Tax Expense	4,000.00	4,000.00	0.00	0.00	4,000.00	100.00 %
<a href="#">080-0800-5545</a>	Street Paving Expense	50,000.00	50,000.00	0.00	0.00	50,000.00	100.00 %
<a href="#">080-0800-5546</a>	Street Lights Installed	227,000.00	224,817.00	4,337.97	13,139.07	211,677.93	94.16 %
<a href="#">080-0800-5547</a>	Traffic Signal Maintenance	5,000.00	5,000.00	0.00	0.00	5,000.00	100.00 %
<b>Category: E40 - Operations Expense Total:</b>		<b>294,283.00</b>	<b>292,100.00</b>	<b>4,388.88</b>	<b>13,189.98</b>	<b>278,910.02</b>	<b>95.48%</b>
<b>Category: E55 - Professional Services</b>							
<a href="#">080-0800-5550</a>	Prof Services - Acctg & Audit	13,750.00	13,750.00	0.00	0.00	13,750.00	100.00 %
<a href="#">080-0800-5553</a>	Prof Services - Advertising	3,500.04	3,500.04	198.75	753.48	2,746.56	78.47 %
<a href="#">080-0800-5562</a>	Prof Services - Bridge Inspection	750.00	750.00	0.00	0.00	750.00	100.00 %
<a href="#">080-0800-5571</a>	Prof Services - Engineering	120,000.00	153,790.00	225.00	225.00	153,565.00	99.85 %
<a href="#">080-0800-5586</a>	Prof Services - Other	190,000.00	190,000.00	3,977.22	12,095.29	177,904.71	93.63 %
<a href="#">080-0800-5589</a>	Prof Services - Printing	500.00	500.00	0.00	0.00	500.00	100.00 %
<b>Category: E55 - Professional Services Total:</b>		<b>328,500.04</b>	<b>362,290.04</b>	<b>4,400.97</b>	<b>13,073.77</b>	<b>349,216.27</b>	<b>96.39%</b>
<b>Category: E60 - Miscellaneous Expense</b>							
<a href="#">080-0800-5604</a>	Hardware - New & Renewals	5,500.00	5,500.00	2,142.53	4,759.72	740.28	13.46 %
<a href="#">080-0800-5608</a>	Software - New & Renewals	48,465.00	48,465.00	2,750.00	3,905.88	44,559.12	91.94 %
<a href="#">080-0800-5614</a>	Copiers & Maintenance	0.00	0.00	147.76	443.24	-443.24	0.00 %
<b>Category: E60 - Miscellaneous Expense Total:</b>		<b>53,965.00</b>	<b>53,965.00</b>	<b>5,040.29</b>	<b>9,108.84</b>	<b>44,856.16</b>	<b>83.12%</b>
<b>Category: E80 - Fixed Assets</b>							
<a href="#">080-0800-5808</a>	Capital Assets - Vehicles	346,000.00	297,500.00	0.00	0.00	297,500.00	100.00 %
<a href="#">080-0800-5810</a>	Fixed Assets - Equipment	473,000.00	932,426.88	230,924.52	247,186.02	685,240.86	73.49 %



Budget Report

For Fiscal: 2023 Period Ending: 03/31/2023

	Original Total Budget	Current Total Budget	Period Activity	Fiscal Activity	Variance Favorable (Unfavorable)	Percent Remaining
<a href="#">080-0800-5816</a> Capital Assets - Infrastructure	269,000.00	1,052,837.36	54,357.90	231,492.50	821,344.86	78.01 %
Category: E80 - Fixed Assets Total:	1,088,000.00	2,282,764.24	285,282.42	478,678.52	1,804,085.72	79.03%
Category: E90 - Construction Projects						
<a href="#">080-0800-5910</a> Projects - Overlays	600,000.00	886,285.96	0.00	276,109.03	610,176.93	68.85 %
Category: E90 - Construction Projects Total:	600,000.00	886,285.96	0.00	276,109.03	610,176.93	68.85%
Expense Total:	4,603,941.04	6,129,523.32	454,817.96	1,255,836.96	4,873,686.36	79.51%
Department: 0800 - Street Surplus (Deficit):	-460,166.04	-1,985,170.48	-165,174.26	-304,981.16	1,680,189.32	84.64%
Fund: 080 - Street Fund Surplus (Deficit):	-1,074,469.91	-2,676,618.91	-208,545.78	-411,415.52	2,265,203.39	84.63%
Fund: 110 - Special Redemp - 2016 Bond						
Department: 0100 - Administration						
Revenue						
Category: R62 - Intergovernmental Tsfrs						
<a href="#">110-0100-4623</a> Xfer from Other Fund	0.00	0.00	2,499.82	7,567.50	7,567.50	0.00 %
Category: R62 - Intergovernmental Tsfrs Total:	0.00	0.00	2,499.82	7,567.50	7,567.50	0.00%
Category: R85 - Interest Revenue						
<a href="#">110-0100-4855</a> Gain on Investment	0.00	0.00	65.75	173.67	173.67	0.00 %
Category: R85 - Interest Revenue Total:	0.00	0.00	65.75	173.67	173.67	0.00%
Revenue Total:	0.00	0.00	2,565.57	7,741.17	7,741.17	0.00%
Department: 0100 - Administration Total:	0.00	0.00	2,565.57	7,741.17	7,741.17	0.00%
Fund: 110 - Special Redemp - 2016 Bond Total:	0.00	0.00	2,565.57	7,741.17	7,741.17	0.00%
Fund: 113 - Debt Service Reserve Fund						
Department: 0100 - Administration						
Revenue						
Category: R85 - Interest Revenue						
<a href="#">113-0100-4850</a> Interest Revenue	0.00	0.00	2,499.82	7,567.50	7,567.50	0.00 %
Category: R85 - Interest Revenue Total:	0.00	0.00	2,499.82	7,567.50	7,567.50	0.00%
Revenue Total:	0.00	0.00	2,499.82	7,567.50	7,567.50	0.00%
Expense						
Category: E62 - Intergovernmental Tsfr						
<a href="#">113-0100-5626</a> Xfer to other fund	0.00	0.00	2,499.82	7,567.50	-7,567.50	0.00 %
Category: E62 - Intergovernmental Tsfr Total:	0.00	0.00	2,499.82	7,567.50	-7,567.50	0.00%
Expense Total:	0.00	0.00	2,499.82	7,567.50	-7,567.50	0.00%
Department: 0100 - Administration Surplus (Deficit):	0.00	0.00	0.00	0.00	0.00	0.00%
Fund: 113 - Debt Service Reserve Fund Surplus (Deficit):	0.00	0.00	0.00	0.00	0.00	0.00%
Fund: 114 - 2016 Bond Fund						
Department: 0100 - Administration						
Revenue						
Category: R10 - Taxes - Sales						
<a href="#">114-0100-4610</a> Loan Proceeds	0.00	0.00	241,414.03	801,984.16	801,984.16	0.00 %
Category: R10 - Taxes - Sales Total:	0.00	0.00	241,414.03	801,984.16	801,984.16	0.00%
Revenue Total:	0.00	0.00	241,414.03	801,984.16	801,984.16	0.00%
Department: 0100 - Administration Total:	0.00	0.00	241,414.03	801,984.16	801,984.16	0.00%
Department: 0400 - Parks						
Revenue						
Category: R85 - Interest Revenue						
<a href="#">114-0400-4850</a> Interest Revenue	0.00	0.00	3,945.51	9,416.29	9,416.29	0.00 %
Category: R85 - Interest Revenue Total:	0.00	0.00	3,945.51	9,416.29	9,416.29	0.00%
Revenue Total:	0.00	0.00	3,945.51	9,416.29	9,416.29	0.00%
Department: 0400 - Parks Total:	0.00	0.00	3,945.51	9,416.29	9,416.29	0.00%
Fund: 114 - 2016 Bond Fund Total:	0.00	0.00	245,359.54	811,400.45	811,400.45	0.00%



Budget Report

For Fiscal: 2023 Period Ending: 03/31/2023

	Original Total Budget	Current Total Budget	Period Activity	Fiscal Activity	Variance Favorable (Unfavorable)	Percent Remaining
<b>Fund: 167 - 2022 Amend 78</b>						
Department: 0100 - Administration						
Revenue						
Category: R10 - Taxes - Sales						
<a href="#">167-0100-4610</a> Loan Proceeds	0.00	0.00	-40,200.00	-40,200.00	-40,200.00	0.00 %
Category: R10 - Taxes - Sales Total:	0.00	0.00	-40,200.00	-40,200.00	-40,200.00	0.00%
Revenue Total:	0.00	0.00	-40,200.00	-40,200.00	-40,200.00	0.00%
Department: 0100 - Administration Total:	0.00	0.00	-40,200.00	-40,200.00	-40,200.00	0.00%
Fund: 167 - 2022 Amend 78 Total:	0.00	0.00	-40,200.00	-40,200.00	-40,200.00	0.00%
<b>Fund: 185 - Street Bond 2016 DS</b>						
Department: 0800 - Street						
Revenue						
Category: R62 - Intergovernmental Tsfrs						
<a href="#">185-0800-4627</a> Xfer from Other	0.00	0.00	52,973.08	161,838.42	161,838.42	0.00 %
Category: R62 - Intergovernmental Tsfrs Total:	0.00	0.00	52,973.08	161,838.42	161,838.42	0.00%
Category: R85 - Interest Revenue						
<a href="#">185-0800-4850</a> Interest Revenue	0.00	0.00	50.64	2,743.48	2,743.48	0.00 %
Category: R85 - Interest Revenue Total:	0.00	0.00	50.64	2,743.48	2,743.48	0.00%
Revenue Total:	0.00	0.00	53,023.72	164,581.90	164,581.90	0.00%
Expense						
Category: E72 - Bond Expense						
<a href="#">185-0800-5722</a> Bond Principal Pmt	0.00	0.00	0.00	370,000.00	-370,000.00	0.00 %
<a href="#">185-0800-5724</a> Bond Fees	0.00	0.00	83.33	249.99	-249.99	0.00 %
<a href="#">185-0800-5750</a> Interest Expense	0.00	0.00	0.00	137,221.88	-137,221.88	0.00 %
Category: E72 - Bond Expense Total:	0.00	0.00	83.33	507,471.87	-507,471.87	0.00%
Expense Total:	0.00	0.00	83.33	507,471.87	-507,471.87	0.00%
Department: 0800 - Street Surplus (Deficit):	0.00	0.00	52,940.39	-342,889.97	-342,889.97	0.00%
Fund: 185 - Street Bond 2016 DS Surplus (Deficit):	0.00	0.00	52,940.39	-342,889.97	-342,889.97	0.00%
<b>Fund: 186 - Street Bond 2016 DSR</b>						
Department: 0800 - Street						
Revenue						
Category: R85 - Interest Revenue						
<a href="#">186-0800-4850</a> Interest Revenue	0.00	0.00	1,070.33	3,175.62	3,175.62	0.00 %
Category: R85 - Interest Revenue Total:	0.00	0.00	1,070.33	3,175.62	3,175.62	0.00%
Revenue Total:	0.00	0.00	1,070.33	3,175.62	3,175.62	0.00%
Expense						
Category: E62 - Intergovernmental Tsfr						
<a href="#">186-0800-5626</a> Xfer to Other	0.00	0.00	0.00	2,105.29	-2,105.29	0.00 %
Category: E62 - Intergovernmental Tsfr Total:	0.00	0.00	0.00	2,105.29	-2,105.29	0.00%
Expense Total:	0.00	0.00	0.00	2,105.29	-2,105.29	0.00%
Department: 0800 - Street Surplus (Deficit):	0.00	0.00	1,070.33	1,070.33	1,070.33	0.00%
Fund: 186 - Street Bond 2016 DSR Surplus (Deficit):	0.00	0.00	1,070.33	1,070.33	1,070.33	0.00%
<b>Fund: 187 - 2016 Street Construction Fund</b>						
Department: 0800 - Street						
Revenue						
Category: R85 - Interest Revenue						
<a href="#">187-0800-4850</a> Interest Revenue	0.00	0.00	0.00	17,427.49	17,427.49	0.00 %
Category: R85 - Interest Revenue Total:	0.00	0.00	0.00	17,427.49	17,427.49	0.00%
Revenue Total:	0.00	0.00	0.00	17,427.49	17,427.49	0.00%

Budget Report

For Fiscal: 2023 Period Ending: 03/31/2023

	Original Total Budget	Current Total Budget	Period Activity	Fiscal Activity	Variance Favorable (Unfavorable)	Percent Remaining
<b>Expense</b>						
<b>Category: E90 - Construction Projects</b>						
<a href="#">187-0800-5900</a> Construction Projects	0.00	0.00	600,527.64	1,188,698.69	-1,188,698.69	0.00 %
<b>Category: E90 - Construction Projects Total:</b>	<b>0.00</b>	<b>0.00</b>	<b>600,527.64</b>	<b>1,188,698.69</b>	<b>-1,188,698.69</b>	<b>0.00%</b>
<b>Expense Total:</b>	<b>0.00</b>	<b>0.00</b>	<b>600,527.64</b>	<b>1,188,698.69</b>	<b>-1,188,698.69</b>	<b>0.00%</b>
<b>Department: 0800 - Street Surplus (Deficit):</b>	<b>0.00</b>	<b>0.00</b>	<b>-600,527.64</b>	<b>-1,171,271.20</b>	<b>-1,171,271.20</b>	<b>0.00%</b>
<b>Fund: 187 - 2016 Street Construction Fund Surplus (Deficit):</b>	<b>0.00</b>	<b>0.00</b>	<b>-600,527.64</b>	<b>-1,171,271.20</b>	<b>-1,171,271.20</b>	<b>0.00%</b>
<b>Fund: 500 - Water Fund</b>						
<b>Department: 0140 - Stormwater</b>						
<b>Revenue</b>						
<b>Category: R50 - Sale of Services</b>						
<a href="#">500-0140-4567</a> Stormwater Rev Fees	20,000.00	20,000.00	3,525.00	7,025.00	-12,975.00	64.88 %
<a href="#">500-0140-4568</a> Stormwater Rev - Residential	244,000.00	244,000.00	20,181.00	60,609.00	-183,391.00	75.16 %
<a href="#">500-0140-4569</a> Stormwater Rev - Business	44,000.00	44,000.00	3,858.00	11,520.00	-32,480.00	73.82 %
<b>Category: R50 - Sale of Services Total:</b>	<b>308,000.00</b>	<b>308,000.00</b>	<b>27,564.00</b>	<b>79,154.00</b>	<b>-228,846.00</b>	<b>74.30%</b>
<b>Revenue Total:</b>	<b>308,000.00</b>	<b>308,000.00</b>	<b>27,564.00</b>	<b>79,154.00</b>	<b>-228,846.00</b>	<b>74.30%</b>
<b>Expense</b>						
<b>Category: E62 - Intergovernmental Tsfr</b>						
<a href="#">500-0140-5622</a> Xfer to Fund 515	308,000.00	308,000.00	0.00	0.00	308,000.00	100.00 %
<b>Category: E62 - Intergovernmental Tsfr Total:</b>	<b>308,000.00</b>	<b>308,000.00</b>	<b>0.00</b>	<b>0.00</b>	<b>308,000.00</b>	<b>100.00%</b>
<b>Expense Total:</b>	<b>308,000.00</b>	<b>308,000.00</b>	<b>0.00</b>	<b>0.00</b>	<b>308,000.00</b>	<b>100.00%</b>
<b>Department: 0140 - Stormwater Surplus (Deficit):</b>	<b>0.00</b>	<b>0.00</b>	<b>27,564.00</b>	<b>79,154.00</b>	<b>79,154.00</b>	<b>0.00%</b>
<b>Department: 0900 - Water</b>						
<b>Revenue</b>						
<b>Category: R50 - Sale of Services</b>						
<a href="#">500-0900-4504</a> CAW Watershed	112,500.00	112,500.00	8,319.15	25,037.55	-87,462.45	77.74 %
<a href="#">500-0900-4532</a> One Time Charge	38,500.00	38,500.00	1,185.00	8,843.00	-29,657.00	77.03 %
<a href="#">500-0900-4536</a> Penalties	150,000.00	150,000.00	31,580.62	70,295.02	-79,704.98	53.14 %
<a href="#">500-0900-4537</a> Insufficient Check Fee	2,000.00	2,000.00	150.00	425.00	-1,575.00	78.75 %
<a href="#">500-0900-4540</a> Sales - CAW System Devel	6,529.00	6,529.00	1,275.00	3,675.00	-2,854.00	43.71 %
<a href="#">500-0900-4542</a> Sales - FSDWA	39,600.00	39,600.00	3,303.56	9,985.96	-29,614.04	74.78 %
<a href="#">500-0900-4544</a> Water Misc Income	98,737.00	98,737.00	187.50	39,984.50	-58,752.50	59.50 %
<a href="#">500-0900-4548</a> Sales - Pump Maintenance	32,000.00	32,000.00	0.00	3,703.70	-28,296.30	88.43 %
<a href="#">500-0900-4550</a> Sales - Service Charges	27,500.00	27,500.00	4,228.00	7,618.00	-19,882.00	72.30 %
<a href="#">500-0900-4554</a> Sales - Water	4,323,000.00	4,323,000.00	241,482.54	793,250.60	-3,529,749.40	81.65 %
<a href="#">500-0900-4556</a> Sales - Water Connections	17,000.00	17,000.00	1,750.00	11,915.00	-5,085.00	29.91 %
<a href="#">500-0900-4561</a> Sales Tax Revenue	270,000.00	270,000.00	24,168.48	78,935.41	-191,064.59	70.76 %
<a href="#">500-0900-4566</a> Woodland Hills Watershed	4,356.00	4,356.00	467.10	1,414.80	-2,941.20	67.52 %
<b>Category: R50 - Sale of Services Total:</b>	<b>5,121,722.00</b>	<b>5,121,722.00</b>	<b>318,096.95</b>	<b>1,055,083.54</b>	<b>-4,066,638.46</b>	<b>79.40%</b>
<b>Category: R60 - Miscellaneous Revenue</b>						
<a href="#">500-0900-4600</a> Miscellaneous Revenue	0.00	0.00	0.00	127.58	127.58	0.00 %
<a href="#">500-0900-4631</a> NXfer to Water Impact	35,000.00	35,000.00	0.00	0.00	-35,000.00	100.00 %
<b>Category: R60 - Miscellaneous Revenue Total:</b>	<b>35,000.00</b>	<b>35,000.00</b>	<b>0.00</b>	<b>127.58</b>	<b>-34,872.42</b>	<b>99.64%</b>
<b>Category: R62 - Intergovernmental Tsfrs</b>						
<a href="#">500-0900-4623</a> Xfer to Other	0.00	0.00	3,000.00	17,270.00	17,270.00	0.00 %
<b>Category: R62 - Intergovernmental Tsfrs Total:</b>	<b>0.00</b>	<b>0.00</b>	<b>3,000.00</b>	<b>17,270.00</b>	<b>17,270.00</b>	<b>0.00%</b>
<b>Revenue Total:</b>	<b>5,156,722.00</b>	<b>5,156,722.00</b>	<b>321,096.95</b>	<b>1,072,481.12</b>	<b>-4,084,240.88</b>	<b>79.20%</b>
<b>Expense</b>						
<b>Category: E01 - Personnel Expense</b>						
<a href="#">500-0900-5000</a> Salary Expense	771,038.69	771,038.69	76,765.81	171,230.20	599,808.49	77.79 %
<a href="#">500-0900-5005</a> SWB Reimbursement	206,796.00	206,796.00	17,233.00	51,699.00	155,097.00	75.00 %
<a href="#">500-0900-5010</a> Overtime Expense	28,825.00	28,825.00	2,835.83	5,717.83	23,107.17	80.16 %
<a href="#">500-0900-5020</a> FICA Expense	61,036.58	61,036.58	6,039.26	13,374.56	47,662.02	78.09 %
<a href="#">500-0900-5022</a> Unemployment Expense	1,080.00	1,080.00	48.21	294.74	785.26	72.71 %



Budget Report

For Fiscal: 2023 Period Ending: 03/31/2023

		Original Total Budget	Current Total Budget	Period Activity	Fiscal Activity	Variance Favorable (Unfavorable)	Percent Remaining
<a href="#">500-0900-5025</a>	Worker's Comp Expense	15,022.00	30,094.00	0.00	15,059.57	15,034.43	49.96 %
<a href="#">500-0900-5030</a>	APERS Expense	120,486.24	120,486.24	12,049.57	26,248.52	94,237.72	78.21 %
<a href="#">500-0900-5040</a>	Health Insurance Expense	148,376.76	148,376.76	8,401.06	25,196.06	123,180.70	83.02 %
<a href="#">500-0900-5050</a>	Physical & Drug Screen Exp	1,800.00	1,800.00	158.00	228.46	1,571.54	87.31 %
<a href="#">500-0900-5054</a>	Bring Your Own Device - Phone	900.00	900.00	75.00	150.00	750.00	83.33 %
<a href="#">500-0900-5055</a>	Uniform Expense	9,809.38	9,809.38	1,678.66	4,876.79	4,932.59	50.28 %
<a href="#">500-0900-5060</a>	Travel & Training Expense	9,150.00	9,150.00	590.30	590.30	8,559.70	93.55 %
<b>Category: E01 - Personnel Expense Total:</b>		<b>1,374,320.65</b>	<b>1,389,392.65</b>	<b>125,874.70</b>	<b>314,666.03</b>	<b>1,074,726.62</b>	<b>77.35%</b>
<b>Category: E10 - Building &amp; Grounds Exp</b>							
<a href="#">500-0900-5102</a>	Repairs & Maint - Building	6,000.00	6,000.00	0.00	271.01	5,728.99	95.48 %
<a href="#">500-0900-5104</a>	Repairs & Maint - Grounds	3,500.00	3,500.00	0.00	0.00	3,500.00	100.00 %
<a href="#">500-0900-5110</a>	Utilities - Electric	48,000.00	48,000.00	383.36	1,119.42	46,880.58	97.67 %
<a href="#">500-0900-5111</a>	Utilities - Gas	6,000.00	6,000.00	380.92	1,193.55	4,806.45	80.11 %
<a href="#">500-0900-5112</a>	Utilities - Water	300.00	300.00	23.22	73.66	226.34	75.45 %
<a href="#">500-0900-5115</a>	Com Exp - Tel Landline.Interne	8,748.00	8,748.00	722.89	2,168.67	6,579.33	75.21 %
<a href="#">500-0900-5116</a>	Communication Exp - Cellular	10,560.00	10,560.00	934.42	2,621.73	7,938.27	75.17 %
<a href="#">500-0900-5120</a>	Insurance - Property	14,000.00	14,000.00	0.00	0.00	14,000.00	100.00 %
<a href="#">500-0900-5130</a>	Sanitation	1,692.00	1,692.00	395.36	885.74	806.26	47.65 %
<a href="#">500-0900-5142</a>	Janitorial Supplies and Main	1,500.00	1,500.00	98.75	279.76	1,220.24	81.35 %
<a href="#">500-0900-5145</a>	Tools	15,000.00	15,000.00	466.89	1,216.56	13,783.44	91.89 %
<b>Category: E10 - Building &amp; Grounds Exp Total:</b>		<b>115,300.00</b>	<b>115,300.00</b>	<b>3,405.81</b>	<b>9,830.10</b>	<b>105,469.90</b>	<b>91.47%</b>
<b>Category: E20 - Vehicle Expense</b>							
<a href="#">500-0900-5200</a>	Fuel Expense	58,500.00	58,500.00	3,527.21	13,364.82	45,135.18	77.15 %
<a href="#">500-0900-5210</a>	Service & Repair - Vehicle	30,000.00	30,000.00	2,127.56	4,063.44	25,936.56	86.46 %
<a href="#">500-0900-5218</a>	Tire Expense	8,100.00	8,100.00	0.00	38.28	8,061.72	99.53 %
<a href="#">500-0900-5225</a>	Insurance Expense - Vehicle	7,500.00	8,000.00	0.00	7,927.73	72.27	0.90 %
<b>Category: E20 - Vehicle Expense Total:</b>		<b>104,100.00</b>	<b>104,600.00</b>	<b>5,654.77</b>	<b>25,394.27</b>	<b>79,205.73</b>	<b>75.72%</b>
<b>Category: E30 - Supply Expense</b>							
<a href="#">500-0900-5300</a>	Supplies - Office	4,200.00	4,200.00	1,296.13	2,215.88	1,984.12	47.24 %
<a href="#">500-0900-5322</a>	Supplies - Operating	108,000.00	108,000.00	14,244.11	34,869.39	73,130.61	67.71 %
<a href="#">500-0900-5350</a>	Postage Expense	4,200.00	4,200.00	92.18	217.77	3,982.23	94.82 %
<a href="#">500-0900-5360</a>	Cost of Water from CAW	1,260,000.00	1,260,000.00	91,459.91	295,060.73	964,939.27	76.58 %
<b>Category: E30 - Supply Expense Total:</b>		<b>1,376,400.00</b>	<b>1,376,400.00</b>	<b>107,092.33</b>	<b>332,363.77</b>	<b>1,044,036.23</b>	<b>75.85%</b>
<b>Category: E40 - Operations Expense</b>							
<a href="#">500-0900-5475</a>	Credit Card Fees	120,000.00	120,000.00	8,786.81	32,728.03	87,271.97	72.73 %
<a href="#">500-0900-5480</a>	Dues & Subscriptions	76,043.00	73,860.00	2,179.41	4,566.79	69,293.21	93.82 %
<a href="#">500-0900-5530</a>	Safety Program	1,500.00	1,500.00	0.00	75.38	1,424.62	94.97 %
<a href="#">500-0900-5535</a>	Sales Tax Expense	270,000.00	270,000.00	26,329.00	81,152.00	188,848.00	69.94 %
<b>Category: E40 - Operations Expense Total:</b>		<b>467,543.00</b>	<b>465,360.00</b>	<b>37,295.22</b>	<b>118,522.20</b>	<b>346,837.80</b>	<b>74.53%</b>
<b>Category: E55 - Professional Services</b>							
<a href="#">500-0900-5550</a>	Prof Services - Acctg & Audit	7,400.00	7,400.00	0.00	0.00	7,400.00	100.00 %
<a href="#">500-0900-5553</a>	Prof Services - Advertising	2,000.00	2,000.00	99.38	161.13	1,838.87	91.94 %
<a href="#">500-0900-5586</a>	Prof Services - Other	75,400.00	75,400.00	0.00	3,597.67	71,802.33	95.23 %
<b>Category: E55 - Professional Services Total:</b>		<b>84,800.00</b>	<b>84,800.00</b>	<b>99.38</b>	<b>3,758.80</b>	<b>81,041.20</b>	<b>95.57%</b>
<b>Category: E60 - Miscellaneous Expense</b>							
<a href="#">500-0900-5600</a>	Miscellaneous Expense	1,000.00	0.00	47.17	85.17	-85.17	0.00 %
<a href="#">500-0900-5604</a>	Hardware - New & Renewals	7,000.00	7,000.00	0.00	2,167.45	4,832.55	69.04 %
<a href="#">500-0900-5608</a>	Software - New & Renewals	54,610.00	54,610.00	4,400.90	9,196.78	45,413.22	83.16 %
<a href="#">500-0900-5614</a>	Copiers & Maintenance	0.00	0.00	317.12	529.44	-529.44	0.00 %
<b>Category: E60 - Miscellaneous Expense Total:</b>		<b>62,610.00</b>	<b>61,610.00</b>	<b>4,765.19</b>	<b>11,978.84</b>	<b>49,631.16</b>	<b>80.56%</b>
<b>Category: E62 - Intergovernmental Tsfr</b>							
<a href="#">500-0900-5626</a>	Xfer to Other	0.00	0.00	14,792.06	47,675.49	-47,675.49	0.00 %
<a href="#">500-0900-5629</a>	Xfer to Water Impact	35,000.00	35,000.00	0.00	0.00	35,000.00	100.00 %
<b>Category: E62 - Intergovernmental Tsfr Total:</b>		<b>35,000.00</b>	<b>35,000.00</b>	<b>14,792.06</b>	<b>47,675.49</b>	<b>-12,675.49</b>	<b>-36.22%</b>



Budget Report

For Fiscal: 2023 Period Ending: 03/31/2023

	Original Total Budget	Current Total Budget	Period Activity	Fiscal Activity	Variance Favorable (Unfavorable)	Percent Remaining
<b>Category: E72 - Bond Expense</b>						
<a href="#">500-0900-5724</a> Bond Fees	31,983.96	31,983.96	3,558.52	10,675.56	21,308.40	66.62 %
<b>Category: E72 - Bond Expense Total:</b>	<b>31,983.96</b>	<b>31,983.96</b>	<b>3,558.52</b>	<b>10,675.56</b>	<b>21,308.40</b>	<b>66.62%</b>
<b>Category: E80 - Fixed Assets</b>						
<a href="#">500-0900-5816</a> Capital Assets - Infrastructure	150,000.00	3,535,695.03	877,809.81	2,087,955.51	1,447,739.52	40.95 %
<a href="#">500-0900-5824</a> Depreciation Expense	500,000.00	500,000.00	0.00	0.00	500,000.00	100.00 %
<b>Category: E80 - Fixed Assets Total:</b>	<b>650,000.00</b>	<b>4,035,695.03</b>	<b>877,809.81</b>	<b>2,087,955.51</b>	<b>1,947,739.52</b>	<b>48.26%</b>
<b>Category: E85 - Interest Expense</b>						
<a href="#">500-0900-5850</a> Interest Expense	87,589.00	87,589.00	6,368.94	19,106.82	68,482.18	78.19 %
<b>Category: E85 - Interest Expense Total:</b>	<b>87,589.00</b>	<b>87,589.00</b>	<b>6,368.94</b>	<b>19,106.82</b>	<b>68,482.18</b>	<b>78.19%</b>
<b>Expense Total:</b>	<b>4,389,646.61</b>	<b>7,787,730.64</b>	<b>1,186,716.73</b>	<b>2,981,927.39</b>	<b>4,805,803.25</b>	<b>61.71%</b>
<b>Department: 0900 - Water Surplus (Deficit):</b>	<b>767,075.39</b>	<b>-2,631,008.64</b>	<b>-865,619.78</b>	<b>-1,909,446.27</b>	<b>721,562.37</b>	<b>27.43%</b>
<b>Department: 0950 - Wastewater</b>						
<b>Revenue</b>						
<b>Category: R50 - Sale of Services</b>						
<a href="#">500-0950-4552</a> Sales - Wastewater	5,563,787.00	5,563,787.00	420,167.78	1,346,437.46	-4,217,349.54	75.80 %
<a href="#">500-0950-4558</a> Sales - WW Connections	13,750.00	13,750.00	2,100.00	4,200.00	-9,550.00	69.45 %
<b>Category: R50 - Sale of Services Total:</b>	<b>5,577,537.00</b>	<b>5,577,537.00</b>	<b>422,267.78</b>	<b>1,350,637.46</b>	<b>-4,226,899.54</b>	<b>75.78%</b>
<b>Category: R60 - Miscellaneous Revenue</b>						
<a href="#">500-0950-4600</a> Miscellaneous Revenue	100.00	100.00	0.00	0.00	-100.00	100.00 %
<a href="#">500-0950-4631</a> Xfer Wastewater Impact	50,000.00	50,000.00	7,000.00	14,000.00	-36,000.00	72.00 %
<b>Category: R60 - Miscellaneous Revenue Total:</b>	<b>50,100.00</b>	<b>50,100.00</b>	<b>7,000.00</b>	<b>14,000.00</b>	<b>-36,100.00</b>	<b>72.06%</b>
<b>Revenue Total:</b>	<b>5,627,637.00</b>	<b>5,627,637.00</b>	<b>429,267.78</b>	<b>1,364,637.46</b>	<b>-4,262,999.54</b>	<b>75.75%</b>
<b>Expense</b>						
<b>Category: E62 - Intergovernmental Tsfr</b>						
<a href="#">500-0950-5624</a> Xfer to Water	4,064,000.00	4,064,000.00	400,427.19	1,282,470.73	2,781,529.27	68.44 %
<a href="#">500-0950-5631</a> Xfer to Wastewater Impact	50,000.00	50,000.00	0.00	0.00	50,000.00	100.00 %
<b>Category: E62 - Intergovernmental Tsfr Total:</b>	<b>4,114,000.00</b>	<b>4,114,000.00</b>	<b>400,427.19</b>	<b>1,282,470.73</b>	<b>2,831,529.27</b>	<b>68.83%</b>
<b>Expense Total:</b>	<b>4,114,000.00</b>	<b>4,114,000.00</b>	<b>400,427.19</b>	<b>1,282,470.73</b>	<b>2,831,529.27</b>	<b>68.83%</b>
<b>Department: 0950 - Wastewater Surplus (Deficit):</b>	<b>1,513,637.00</b>	<b>1,513,637.00</b>	<b>28,840.59</b>	<b>82,166.73</b>	<b>-1,431,470.27</b>	<b>94.57%</b>
<b>Fund: 500 - Water Fund Surplus (Deficit):</b>	<b>2,280,712.39</b>	<b>-1,117,371.64</b>	<b>-809,215.19</b>	<b>-1,748,125.54</b>	<b>-630,753.90</b>	<b>-56.45%</b>
<b>Fund: 510 - Wastewater Fund</b>						
<b>Department: 0900 - Water</b>						
<b>Expense</b>						
<b>Category: E60 - Miscellaneous Expense</b>						
<a href="#">510-0900-5608</a> Software - New & Renewals	0.00	0.00	-65.90	0.00	0.00	0.00 %
<b>Category: E60 - Miscellaneous Expense Total:</b>	<b>0.00</b>	<b>0.00</b>	<b>-65.90</b>	<b>0.00</b>	<b>0.00</b>	<b>0.00%</b>
<b>Expense Total:</b>	<b>0.00</b>	<b>0.00</b>	<b>-65.90</b>	<b>0.00</b>	<b>0.00</b>	<b>0.00%</b>
<b>Department: 0900 - Water Total:</b>	<b>0.00</b>	<b>0.00</b>	<b>-65.90</b>	<b>0.00</b>	<b>0.00</b>	<b>0.00%</b>
<b>Department: 0950 - Wastewater</b>						
<b>Revenue</b>						
<b>Category: R62 - Intergovernmental Tsfrs</b>						
<a href="#">510-0950-4625</a> Xfer from Sewer Sales	4,064,000.00	4,064,000.00	400,427.19	1,282,470.73	-2,781,529.27	68.44 %
<b>Category: R62 - Intergovernmental Tsfrs Total:</b>	<b>4,064,000.00</b>	<b>4,064,000.00</b>	<b>400,427.19</b>	<b>1,282,470.73</b>	<b>-2,781,529.27</b>	<b>68.44%</b>
<b>Revenue Total:</b>	<b>4,064,000.00</b>	<b>4,064,000.00</b>	<b>400,427.19</b>	<b>1,282,470.73</b>	<b>-2,781,529.27</b>	<b>68.44%</b>
<b>Expense</b>						
<b>Category: E01 - Personnel Expense</b>						
<a href="#">510-0950-5000</a> Salary Expense	1,118,589.64	1,118,589.64	105,653.90	260,080.95	858,508.69	76.75 %
<a href="#">510-0950-5005</a> SWB Reimbursement	206,796.00	206,796.00	17,233.00	51,699.00	155,097.00	75.00 %
<a href="#">510-0950-5010</a> Overtime Expense	85,000.00	85,000.00	15,589.38	47,780.89	37,219.11	43.79 %
<a href="#">510-0950-5020</a> FICA Expense	104,570.19	104,570.19	9,143.87	23,146.40	81,423.79	77.87 %
<a href="#">510-0950-5022</a> Unemployment Expense	1,380.00	1,380.00	21.60	445.16	934.84	67.74 %
<a href="#">510-0950-5025</a> Worker's Comp Expense	22,000.00	24,000.00	0.00	23,920.59	79.41	0.33 %

Budget Report

For Fiscal: 2023 Period Ending: 03/31/2023

		Original Total Budget	Current Total Budget	Period Activity	Fiscal Activity	Variance Favorable (Unfavorable)	Percent Remaining
<a href="#">510-0950-5030</a>	APERS Expense	209,413.75	209,413.75	18,432.52	46,538.13	162,875.62	77.78 %
<a href="#">510-0950-5040</a>	Health Insurance Expense	272,057.28	272,057.28	15,450.53	45,097.40	226,959.88	83.42 %
<a href="#">510-0950-5050</a>	Physical & Drug Screen Exp	1,800.00	1,800.00	69.00	104.22	1,695.78	94.21 %
<a href="#">510-0950-5055</a>	Uniform Expense	18,934.38	18,934.38	1,390.67	2,952.91	15,981.47	84.40 %
<a href="#">510-0950-5060</a>	Travel & Training Expense	5,000.00	5,000.00	403.09	488.69	4,511.31	90.23 %
<b>Category: E01 - Personnel Expense Total:</b>		<b>2,045,541.24</b>	<b>2,047,541.24</b>	<b>183,387.56</b>	<b>502,254.34</b>	<b>1,545,286.90</b>	<b>75.47%</b>
<b>Category: E10 - Building &amp; Grounds Exp</b>							
<a href="#">510-0950-5102</a>	Repairs & Maint - Building	9,600.00	9,600.00	2,221.06	2,453.62	7,146.38	74.44 %
<a href="#">510-0950-5110</a>	Utilities - Electric	420,000.00	443,500.00	39,418.17	122,035.33	321,464.67	72.48 %
<a href="#">510-0950-5111</a>	Utilities - Gas	2,868.00	2,868.00	406.94	1,237.77	1,630.23	56.84 %
<a href="#">510-0950-5112</a>	Utilities - Water	276.00	114,276.00	3,631.42	22,166.78	92,109.22	80.60 %
<a href="#">510-0950-5115</a>	Com Exp - Tel Landline.Interne	8,664.00	8,664.00	722.89	2,168.67	6,495.33	74.97 %
<a href="#">510-0950-5116</a>	Communication Exp - Cellular	9,360.00	9,360.00	841.85	2,418.61	6,941.39	74.16 %
<a href="#">510-0950-5120</a>	Insurance - Property	19,000.00	19,000.00	0.00	0.00	19,000.00	100.00 %
<a href="#">510-0950-5130</a>	Sanitation	130,000.00	90,000.00	702.14	18,380.89	71,619.11	79.58 %
<a href="#">510-0950-5140</a>	Supplies - B&G	1,500.00	1,500.00	78.06	480.52	1,019.48	67.97 %
<a href="#">510-0950-5142</a>	Janitorial Supplies and Main	1,500.00	1,500.00	20.10	201.12	1,298.88	86.59 %
<a href="#">510-0950-5145</a>	Tools	15,000.00	15,000.00	183.39	374.19	14,625.81	97.51 %
<b>Category: E10 - Building &amp; Grounds Exp Total:</b>		<b>617,768.00</b>	<b>715,268.00</b>	<b>48,226.02</b>	<b>171,917.50</b>	<b>543,350.50</b>	<b>75.96%</b>
<b>Category: E20 - Vehicle Expense</b>							
<a href="#">510-0950-5200</a>	Fuel Expense	75,000.00	75,000.00	3,527.22	13,353.96	61,646.04	82.19 %
<a href="#">510-0950-5210</a>	Service & Repair - Vehicle	60,000.00	60,000.00	218.75	1,178.66	58,821.34	98.04 %
<a href="#">510-0950-5218</a>	Tire Expense	10,800.00	10,800.00	474.26	667.21	10,132.79	93.82 %
<a href="#">510-0950-5225</a>	Insurance Expense - Vehicle	12,000.00	16,520.07	0.00	19,392.74	-2,872.67	-17.39 %
<a href="#">510-0950-5240</a>	Equipment Rental	4,500.00	4,500.00	10,918.86	14,977.50	-10,477.50	-232.83 %
<b>Category: E20 - Vehicle Expense Total:</b>		<b>162,300.00</b>	<b>166,820.07</b>	<b>15,139.09</b>	<b>49,570.07</b>	<b>117,250.00</b>	<b>70.29%</b>
<b>Category: E30 - Supply Expense</b>							
<a href="#">510-0950-5300</a>	Supplies - Office	4,200.00	4,200.00	352.53	546.09	3,653.91	87.00 %
<a href="#">510-0950-5322</a>	Supplies - Operating	240,000.00	240,000.00	20,187.26	53,234.11	186,765.89	77.82 %
<a href="#">510-0950-5324</a>	Supplies - Chemicals	198,000.00	198,000.00	22,761.26	67,414.36	130,585.64	65.95 %
<a href="#">510-0950-5326</a>	Supplies - Lab	36,000.00	36,000.00	1,760.00	10,938.07	25,061.93	69.62 %
<a href="#">510-0950-5350</a>	Postage Expense	5,000.00	5,000.00	92.18	217.77	4,782.23	95.64 %
<b>Category: E30 - Supply Expense Total:</b>		<b>483,200.00</b>	<b>483,200.00</b>	<b>45,153.23</b>	<b>132,350.40</b>	<b>350,849.60</b>	<b>72.61%</b>
<b>Category: E40 - Operations Expense</b>							
<a href="#">510-0950-5475</a>	Credit Card Fees	36,780.00	36,780.00	0.00	0.00	36,780.00	100.00 %
<a href="#">510-0950-5480</a>	Dues & Subscriptions	17,183.00	15,000.00	50.91	7,410.78	7,589.22	50.59 %
<a href="#">510-0950-5530</a>	Safety Program	4,000.00	4,000.00	0.00	415.82	3,584.18	89.60 %
<b>Category: E40 - Operations Expense Total:</b>		<b>57,963.00</b>	<b>55,780.00</b>	<b>50.91</b>	<b>7,826.60</b>	<b>47,953.40</b>	<b>85.97%</b>
<b>Category: E55 - Professional Services</b>							
<a href="#">510-0950-5550</a>	Prof Services - Acctg & Audit	7,400.00	7,400.00	0.00	0.00	7,400.00	100.00 %
<a href="#">510-0950-5553</a>	Prof Services - Advertising	2,000.00	2,000.00	99.37	161.13	1,838.87	91.94 %
<a href="#">510-0950-5586</a>	Prof Services - Other	95,400.00	95,400.00	1,577.88	9,104.18	86,295.82	90.46 %
<a href="#">510-0950-5589</a>	Prof Services - Printing	4,800.00	4,800.00	0.00	0.00	4,800.00	100.00 %
<b>Category: E55 - Professional Services Total:</b>		<b>109,600.00</b>	<b>109,600.00</b>	<b>1,677.25</b>	<b>9,265.31</b>	<b>100,334.69</b>	<b>91.55%</b>
<b>Category: E60 - Miscellaneous Expense</b>							
<a href="#">510-0950-5604</a>	Hardware - New & Renewals	4,000.00	4,000.00	0.00	2,217.38	1,782.62	44.57 %
<a href="#">510-0950-5608</a>	Software - New & Renewals	70,240.00	70,240.00	4,335.00	7,150.88	63,089.12	89.82 %
<a href="#">510-0950-5614</a>	Copiers & Maintenance	0.00	0.00	317.12	529.43	-529.43	0.00 %
<b>Category: E60 - Miscellaneous Expense Total:</b>		<b>74,240.00</b>	<b>74,240.00</b>	<b>4,652.12</b>	<b>9,897.69</b>	<b>64,342.31</b>	<b>86.67%</b>
<b>Category: E62 - Intergovernmental Tsfr</b>							
<a href="#">510-0950-5626</a>	Xfer to Other	120,000.00	120,000.00	21,075.12	67,498.46	52,501.54	43.75 %
<b>Category: E62 - Intergovernmental Tsfr Total:</b>		<b>120,000.00</b>	<b>120,000.00</b>	<b>21,075.12</b>	<b>67,498.46</b>	<b>52,501.54</b>	<b>43.75%</b>
<b>Category: E72 - Bond Expense</b>							
<a href="#">510-0950-5722</a>	Bond Principal Payment	105,838.51	-0.49	0.00	0.00	-0.49	100.00 %



Budget Report

For Fiscal: 2023 Period Ending: 03/31/2023

	Original Total Budget	Current Total Budget	Period Activity	Fiscal Activity	Variance Favorable (Unfavorable)	Percent Remaining
<a href="#">510-0950-5724</a> Bond Fees	66,999.96	66,999.96	4,792.88	14,378.64	52,621.32	78.54 %
<b>Category: E72 - Bond Expense Total:</b>	<b>172,838.47</b>	<b>66,999.47</b>	<b>4,792.88</b>	<b>14,378.64</b>	<b>52,620.83</b>	<b>78.54%</b>
<b>Category: E80 - Fixed Assets</b>						
<a href="#">510-0950-5810</a> Capital Assets - Equipment	180,000.00	360,637.80	170,058.37	170,058.37	190,579.43	52.85 %
<a href="#">510-0950-5816</a> Capital Assets - Infrastructure	2,242,000.00	3,206,236.78	45,065.00	115,745.77	3,090,491.01	96.39 %
<a href="#">510-0950-5824</a> Depreciation Expense	500,000.00	500,000.00	0.00	0.00	500,000.00	100.00 %
<b>Category: E80 - Fixed Assets Total:</b>	<b>2,922,000.00</b>	<b>4,066,874.58</b>	<b>215,123.37</b>	<b>285,804.14</b>	<b>3,781,070.44</b>	<b>92.97%</b>
<b>Category: E85 - Interest Expense</b>						
<a href="#">510-0950-5850</a> Interest Expense	87,589.00	87,589.00	20,137.46	34,726.90	52,862.10	60.35 %
<b>Category: E85 - Interest Expense Total:</b>	<b>87,589.00</b>	<b>87,589.00</b>	<b>20,137.46</b>	<b>34,726.90</b>	<b>52,862.10</b>	<b>60.35%</b>
<b>Expense Total:</b>	<b>6,853,039.71</b>	<b>7,993,912.36</b>	<b>559,415.01</b>	<b>1,285,490.05</b>	<b>6,708,422.31</b>	<b>83.92%</b>
<b>Department: 0950 - Wastewater Surplus (Deficit):</b>	<b>-2,789,039.71</b>	<b>-3,929,912.36</b>	<b>-158,987.82</b>	<b>-3,019.32</b>	<b>3,926,893.04</b>	<b>99.92%</b>
<b>Fund: 510 - Wastewater Fund Surplus (Deficit):</b>	<b>-2,789,039.71</b>	<b>-3,929,912.36</b>	<b>-158,921.92</b>	<b>-3,019.32</b>	<b>3,926,893.04</b>	<b>99.92%</b>
<b>Fund: 515 - Stormwater Utility Fund</b>						
<b>Department: 0140 - Stormwater</b>						
<b>Revenue</b>						
<b>Category: R60 - Miscellaneous Revenue</b>						
<a href="#">515-0140-4600</a> Miscellaneous Revenue	0.00	0.00	0.00	860,536.60	860,536.60	0.00 %
<b>Category: R60 - Miscellaneous Revenue Total:</b>	<b>0.00</b>	<b>0.00</b>	<b>0.00</b>	<b>860,536.60</b>	<b>860,536.60</b>	<b>0.00%</b>
<b>Revenue Total:</b>	<b>0.00</b>	<b>0.00</b>	<b>0.00</b>	<b>860,536.60</b>	<b>860,536.60</b>	<b>0.00%</b>
<b>Expense</b>						
<b>Category: E80 - Fixed Assets</b>						
<a href="#">515-0140-5816</a> Capital Assets - Infrastructure	0.00	2,938,322.25	220,493.30	864,372.45	2,073,949.80	70.58 %
<b>Category: E80 - Fixed Assets Total:</b>	<b>0.00</b>	<b>2,938,322.25</b>	<b>220,493.30</b>	<b>864,372.45</b>	<b>2,073,949.80</b>	<b>70.58%</b>
<b>Expense Total:</b>	<b>0.00</b>	<b>2,938,322.25</b>	<b>220,493.30</b>	<b>864,372.45</b>	<b>2,073,949.80</b>	<b>70.58%</b>
<b>Department: 0140 - Stormwater Surplus (Deficit):</b>	<b>0.00</b>	<b>-2,938,322.25</b>	<b>-220,493.30</b>	<b>-3,835.85</b>	<b>2,934,486.40</b>	<b>99.87%</b>
<b>Fund: 515 - Stormwater Utility Fund Surplus (Deficit):</b>	<b>0.00</b>	<b>-2,938,322.25</b>	<b>-220,493.30</b>	<b>-3,835.85</b>	<b>2,934,486.40</b>	<b>99.87%</b>
<b>Fund: 525 - Depreciation - WW</b>						
<b>Department: 0950 - Wastewater</b>						
<b>Revenue</b>						
<b>Category: R62 - Intergovernmental Tsfrs</b>						
<a href="#">525-0950-4625</a> Xfer fr Water Ord 1997-3, 2010-18	217,000.00	217,000.00	35,867.18	115,173.95	-101,826.05	46.92 %
<b>Category: R62 - Intergovernmental Tsfrs Total:</b>	<b>217,000.00</b>	<b>217,000.00</b>	<b>35,867.18</b>	<b>115,173.95</b>	<b>-101,826.05</b>	<b>46.92%</b>
<b>Revenue Total:</b>	<b>217,000.00</b>	<b>217,000.00</b>	<b>35,867.18</b>	<b>115,173.95</b>	<b>-101,826.05</b>	<b>46.92%</b>
<b>Department: 0950 - Wastewater Total:</b>	<b>217,000.00</b>	<b>217,000.00</b>	<b>35,867.18</b>	<b>115,173.95</b>	<b>-101,826.05</b>	<b>46.92%</b>
<b>Fund: 525 - Depreciation - WW Total:</b>	<b>217,000.00</b>	<b>217,000.00</b>	<b>35,867.18</b>	<b>115,173.95</b>	<b>-101,826.05</b>	<b>46.92%</b>
<b>Fund: 550 - Impact - Water</b>						
<b>Department: 0900 - Water</b>						
<b>Revenue</b>						
<b>Category: R62 - Intergovernmental Tsfrs</b>						
<a href="#">550-0900-4625</a> Xfer fr Water Ord 1997-3, 2010-18	35,000.00	35,000.00	1,200.00	1,200.00	-33,800.00	96.57 %
<b>Category: R62 - Intergovernmental Tsfrs Total:</b>	<b>35,000.00</b>	<b>35,000.00</b>	<b>1,200.00</b>	<b>1,200.00</b>	<b>-33,800.00</b>	<b>96.57%</b>
<b>Revenue Total:</b>	<b>35,000.00</b>	<b>35,000.00</b>	<b>1,200.00</b>	<b>1,200.00</b>	<b>-33,800.00</b>	<b>96.57%</b>
<b>Department: 0900 - Water Total:</b>	<b>35,000.00</b>	<b>35,000.00</b>	<b>1,200.00</b>	<b>1,200.00</b>	<b>-33,800.00</b>	<b>96.57%</b>
<b>Fund: 550 - Impact - Water Total:</b>	<b>35,000.00</b>	<b>35,000.00</b>	<b>1,200.00</b>	<b>1,200.00</b>	<b>-33,800.00</b>	<b>96.57%</b>



Budget Report

For Fiscal: 2023 Period Ending: 03/31/2023

	Original Total Budget	Current Total Budget	Period Activity	Fiscal Activity	Variance Favorable (Unfavorable)	Percent Remaining
<b>Fund: 555 - Impact - WW</b>						
Department: 0950 - Wastewater						
Revenue						
Category: R62 - Intergovernmental Tsfrs						
555-0950-4625						
Xfer from Water Ord 1997-03	50,000.00	50,000.00	0.00	0.00	-50,000.00	100.00 %
Category: R62 - Intergovernmental Tsfrs Total:	50,000.00	50,000.00	0.00	0.00	-50,000.00	100.00 %
Revenue Total:	50,000.00	50,000.00	0.00	0.00	-50,000.00	100.00 %
Department: 0950 - Wastewater Total:	50,000.00	50,000.00	0.00	0.00	-50,000.00	100.00 %
Fund: 555 - Impact - WW Total:	50,000.00	50,000.00	0.00	0.00	-50,000.00	100.00 %
<b>Fund: 604 - W/WW Ref Rev 2017 Bd Fr</b>						
Department: 0000 - Administration						
Revenue						
Category: R62 - Intergovernmental Tsfrs						
604-0000-4623						
Xfer from Other Fund	0.00	0.00	19,775.11	79,100.44	79,100.44	0.00 %
Category: R62 - Intergovernmental Tsfrs Total:	0.00	0.00	19,775.11	79,100.44	79,100.44	0.00 %
Category: R85 - Interest Revenue						
604-0000-4850						
Interest Revenue	0.00	0.00	57.03	119.28	119.28	0.00 %
Category: R85 - Interest Revenue Total:	0.00	0.00	57.03	119.28	119.28	0.00 %
Revenue Total:	0.00	0.00	19,832.14	79,219.72	79,219.72	0.00 %
Expense						
Category: E72 - Bond Expense						
604-0000-5724						
Bond Fees	0.00	0.00	166.67	500.01	-500.01	0.00 %
Category: E72 - Bond Expense Total:	0.00	0.00	166.67	500.01	-500.01	0.00 %
Expense Total:	0.00	0.00	166.67	500.01	-500.01	0.00 %
Department: 0000 - Administration Surplus (Deficit):	0.00	0.00	19,665.47	78,719.71	78,719.71	0.00 %
Fund: 604 - W/WW Ref Rev 2017 Bd Fr Surplus (Deficit):	0.00	0.00	19,665.47	78,719.71	78,719.71	0.00 %
<b>Fund: 606 - W/WW Ref Rev Bonds 2017 DSR</b>						
Department: 0000 - Administration						
Revenue						
Category: R85 - Interest Revenue						
606-0000-4850						
Interest Revenue	0.00	0.00	868.42	2,568.31	2,568.31	0.00 %
Category: R85 - Interest Revenue Total:	0.00	0.00	868.42	2,568.31	2,568.31	0.00 %
Revenue Total:	0.00	0.00	868.42	2,568.31	2,568.31	0.00 %
Department: 0000 - Administration Total:	0.00	0.00	868.42	2,568.31	2,568.31	0.00 %
Fund: 606 - W/WW Ref Rev Bonds 2017 DSR Total:	0.00	0.00	868.42	2,568.31	2,568.31	0.00 %
<b>Fund: 700 - A/P Tax Commission</b>						
Department: 0150 - A/P Tax Commission						
Revenue						
Category: R85 - Interest Revenue						
700-0150-4850						
Interest Revenue	0.00	0.00	15.95	54.68	54.68	0.00 %
Category: R85 - Interest Revenue Total:	0.00	0.00	15.95	54.68	54.68	0.00 %
Revenue Total:	0.00	0.00	15.95	54.68	54.68	0.00 %
Expense						
Category: E60 - Miscellaneous Expense						
700-0150-5600						
Miscellaneous Expense	0.00	0.00	0.00	212,898.04	-212,898.04	0.00 %
Category: E60 - Miscellaneous Expense Total:	0.00	0.00	0.00	212,898.04	-212,898.04	0.00 %
Expense Total:	0.00	0.00	0.00	212,898.04	-212,898.04	0.00 %
Department: 0150 - A/P Tax Commission Surplus (Deficit):	0.00	0.00	15.95	-212,843.36	-212,843.36	0.00 %
Fund: 700 - A/P Tax Commission Surplus (Deficit):	0.00	0.00	15.95	-212,843.36	-212,843.36	0.00 %
Report Surplus (Deficit):	-614,794.99	-11,053,281.82	-2,294,486.17	-4,165,344.91	6,887,936.91	62.32 %

**Group Summary**

Category	Original Total Budget	Current Total Budget	Period Activity	Fiscal Activity	Variance Favorable (Unfavorable)	Percent Remaining
<b>Fund: 001 - General Fund</b>						
<b>Department: 0100 - Administration</b>						
<b>Revenue</b>						
R15 - Taxes - Property	872,400.00	872,400.00	30,205.61	142,296.78	-730,103.22	83.69%
R60 - Miscellaneous Revenue	1,000.00	1,000.00	0.00	0.00	-1,000.00	100.00%
R62 - Intergovernmental Tsfrs	6,485,008.00	6,485,008.00	540,417.33	1,621,251.99	-4,863,756.01	75.00%
R85 - Interest Revenue	1,000.00	1,000.00	0.00	0.00	-1,000.00	100.00%
<b>Revenue Total:</b>	<b>7,359,408.00</b>	<b>7,359,408.00</b>	<b>570,622.94</b>	<b>1,763,548.77</b>	<b>-5,595,859.23</b>	<b>76.04%</b>
<b>Expense</b>						
E01 - Personnel Expense	509,103.87	509,595.87	78,533.64	121,878.14	387,717.73	76.08%
E10 - Building & Grounds Exp	47,446.24	56,830.01	3,194.27	23,038.74	33,791.27	59.46%
E20 - Vehicle Expense	4,000.00	3,650.00	69.72	69.72	3,580.28	98.09%
E30 - Supply Expense	7,900.00	7,900.00	1,596.40	2,966.23	4,933.77	62.45%
E40 - Operations Expense	99,812.00	99,812.00	725.83	1,273.29	98,538.71	98.72%
E55 - Professional Services	96,290.00	96,290.00	14,711.02	16,413.77	79,876.23	82.95%
E60 - Miscellaneous Expense	14,620.00	14,620.00	279.24	1,419.20	13,200.80	90.29%
E68 - Donation Expense	90,000.00	95,000.00	0.00	24,914.96	70,085.04	73.77%
<b>Expense Total:</b>	<b>869,172.11</b>	<b>883,697.88</b>	<b>99,110.12</b>	<b>191,974.05</b>	<b>691,723.83</b>	<b>78.28%</b>
<b>Department: 0100 - Administration Surplus (Deficit):</b>	<b>6,490,235.89</b>	<b>6,475,710.12</b>	<b>471,512.82</b>	<b>1,571,574.72</b>	<b>-4,904,135.40</b>	<b>75.73%</b>
<b>Department: 0110 - Information Technology</b>						
<b>Expense</b>						
E01 - Personnel Expense	6,000.00	6,000.00	0.00	0.00	6,000.00	100.00%
E60 - Miscellaneous Expense	179,375.00	179,375.00	6,517.25	43,431.12	135,943.88	75.79%
E80 - Fixed Assets	0.00	101,497.09	0.00	0.00	101,497.09	100.00%
<b>Expense Total:</b>	<b>185,375.00</b>	<b>286,872.09</b>	<b>6,517.25</b>	<b>43,431.12</b>	<b>243,440.97</b>	<b>84.86%</b>
<b>Department: 0110 - Information Technology Total:</b>	<b>185,375.00</b>	<b>286,872.09</b>	<b>6,517.25</b>	<b>43,431.12</b>	<b>243,440.97</b>	<b>84.86%</b>
<b>Department: 0120 - Planning &amp; Development</b>						
<b>Revenue</b>						
R10 - Taxes - Sales	90,000.00	90,000.00	11,597.00	32,264.64	-57,735.36	64.15%
R20 - Licenses Permits & Fees	527,250.00	527,250.00	38,007.55	126,064.27	-401,185.73	76.09%
<b>Revenue Total:</b>	<b>617,250.00</b>	<b>617,250.00</b>	<b>49,604.55</b>	<b>158,328.91</b>	<b>-458,921.09</b>	<b>74.35%</b>
<b>Expense</b>						
E01 - Personnel Expense	586,823.91	587,873.91	62,515.66	152,081.17	435,792.74	74.13%
E10 - Building & Grounds Exp	8,705.00	8,705.00	647.83	1,987.57	6,717.43	77.17%
E20 - Vehicle Expense	12,400.00	12,093.01	511.63	2,542.97	9,550.04	78.97%
E30 - Supply Expense	4,500.00	4,500.00	640.17	763.69	3,736.31	83.03%
E40 - Operations Expense	45,300.00	45,300.00	1,240.62	20,969.88	24,330.12	53.71%
E55 - Professional Services	57,700.00	57,700.00	2,712.65	5,035.75	52,664.25	91.27%
E60 - Miscellaneous Expense	30,000.00	30,000.00	0.00	0.00	30,000.00	100.00%
E80 - Fixed Assets	12,650.00	12,650.00	1,181.33	3,543.99	9,106.01	71.98%
E85 - Interest Expense	300.00	300.00	0.00	0.00	300.00	100.00%
<b>Expense Total:</b>	<b>758,378.91</b>	<b>759,121.92</b>	<b>69,449.89</b>	<b>186,925.02</b>	<b>572,196.90</b>	<b>75.38%</b>
<b>Department: 0120 - Planning &amp; Development Surplus (Deficit):</b>	<b>-141,128.91</b>	<b>-141,871.92</b>	<b>-19,845.34</b>	<b>-28,596.11</b>	<b>113,275.81</b>	<b>79.84%</b>
<b>Department: 0160 - Engineering</b>						
<b>Expense</b>						
E01 - Personnel Expense	11,135.00	7,735.00	228.10	2,254.81	5,480.19	70.85%
E10 - Building & Grounds Exp	2,300.00	2,300.00	178.58	535.60	1,764.40	76.71%
E20 - Vehicle Expense	10,400.00	10,613.23	1,152.77	5,717.49	4,895.74	46.13%
E30 - Supply Expense	5,000.00	5,000.00	70.23	831.18	4,168.82	83.38%
E60 - Miscellaneous Expense	10,650.00	10,650.00	0.00	0.00	10,650.00	100.00%
E80 - Fixed Assets	19,000.00	19,000.00	1,611.72	4,835.16	14,164.84	74.55%

**Budget Report**

For Fiscal: 2023 Period Ending: 03/31/2023

Category	Original Total Budget	Current Total Budget	Period Activity	Fiscal Activity	Variance Favorable (Unfavorable)	Percent Remaining
E85 - Interest Expense	300.00	300.00	0.00	0.00	300.00	100.00%
<b>Expense Total:</b>	<b>58,785.00</b>	<b>55,598.23</b>	<b>3,241.40</b>	<b>14,174.24</b>	<b>41,423.99</b>	<b>74.51%</b>
<b>Department: 0160 - Engineering Total:</b>	<b>58,785.00</b>	<b>55,598.23</b>	<b>3,241.40</b>	<b>14,174.24</b>	<b>41,423.99</b>	<b>74.51%</b>
<b>Department: 0200 - Animal Control</b>						
<b>Revenue</b>						
R20 - Licenses Permits & Fees	29,500.00	29,500.00	2,408.94	6,107.39	-23,392.61	79.30%
R40 - Fines & Forfeitures	6,000.00	6,000.00	535.00	4,311.20	-1,688.80	28.15%
R62 - Intergovernmental Tsfrs	631,002.00	631,002.00	52,583.00	157,749.00	-473,253.00	75.00%
<b>Revenue Total:</b>	<b>666,502.00</b>	<b>666,502.00</b>	<b>55,526.94</b>	<b>168,167.59</b>	<b>-498,334.41</b>	<b>74.77%</b>
<b>Expense</b>						
E01 - Personnel Expense	665,161.32	665,961.32	55,353.75	139,062.84	526,898.48	79.12%
E10 - Building & Grounds Exp	46,696.00	46,696.00	2,604.57	8,270.03	38,425.97	82.29%
E20 - Vehicle Expense	14,405.90	14,755.90	813.66	3,997.02	10,758.88	72.91%
E30 - Supply Expense	21,950.00	22,087.34	1,517.95	2,050.37	20,036.97	90.72%
E40 - Operations Expense	3,945.00	3,945.00	111.44	820.42	3,124.58	79.20%
E55 - Professional Services	35,000.00	35,000.00	896.77	2,823.45	32,176.55	91.93%
E60 - Miscellaneous Expense	4,000.00	4,000.00	30.00	1,197.87	2,802.13	70.05%
E72 - Bond Expense	7,680.00	7,680.00	646.40	1,935.89	5,744.11	74.79%
E80 - Fixed Assets	0.00	60,000.00	59,194.69	60,265.91	-265.91	-0.44%
E85 - Interest Expense	780.00	780.00	56.67	173.34	606.66	77.78%
<b>Expense Total:</b>	<b>799,618.22</b>	<b>860,905.56</b>	<b>121,225.90</b>	<b>220,597.14</b>	<b>640,308.42</b>	<b>74.38%</b>
<b>Department: 0200 - Animal Control Surplus (Deficit):</b>	<b>-133,116.22</b>	<b>-194,403.56</b>	<b>-65,698.96</b>	<b>-52,429.55</b>	<b>141,974.01</b>	<b>73.03%</b>
<b>Department: 0300 - Court</b>						
<b>Revenue</b>						
R40 - Fines & Forfeitures	532,900.00	532,900.00	46,765.55	118,285.10	-414,614.90	77.80%
R60 - Miscellaneous Revenue	50,520.00	50,520.00	3,216.14	11,818.75	-38,701.25	76.61%
R64 - Reimbursement	160,000.00	160,000.00	55,466.33	55,466.33	-104,533.67	65.33%
<b>Revenue Total:</b>	<b>743,420.00</b>	<b>743,420.00</b>	<b>105,448.02</b>	<b>185,570.18</b>	<b>-557,849.82</b>	<b>75.04%</b>
<b>Expense</b>						
E01 - Personnel Expense	502,270.95	502,670.95	49,756.81	126,013.77	376,657.18	74.93%
E10 - Building & Grounds Exp	23,646.00	23,646.00	1,204.64	3,672.74	19,973.26	84.47%
E30 - Supply Expense	11,000.00	11,000.00	191.78	2,791.79	8,208.21	74.62%
E40 - Operations Expense	146,000.00	146,000.00	11,919.50	36,733.50	109,266.50	74.84%
E55 - Professional Services	5,500.00	5,500.00	0.00	0.00	5,500.00	100.00%
E60 - Miscellaneous Expense	4,440.00	4,440.00	263.24	789.72	3,650.28	82.21%
<b>Expense Total:</b>	<b>692,856.95</b>	<b>693,256.95</b>	<b>63,335.97</b>	<b>170,001.52</b>	<b>523,255.43</b>	<b>75.48%</b>
<b>Department: 0300 - Court Surplus (Deficit):</b>	<b>50,563.05</b>	<b>50,163.05</b>	<b>42,112.05</b>	<b>15,568.66</b>	<b>-34,594.39</b>	<b>68.96%</b>
<b>Department: 0400 - Parks</b>						
<b>Revenue</b>						
R60 - Miscellaneous Revenue	0.00	0.00	40,200.00	40,200.00	40,200.00	0.00%
R62 - Intergovernmental Tsfrs	1,419,753.00	1,419,753.00	118,312.00	354,936.00	-1,064,817.00	75.00%
<b>Revenue Total:</b>	<b>1,419,753.00</b>	<b>1,419,753.00</b>	<b>158,512.00</b>	<b>395,136.00</b>	<b>-1,024,617.00</b>	<b>72.17%</b>
<b>Expense</b>						
E01 - Personnel Expense	911,678.42	919,078.42	86,747.44	237,812.00	681,266.42	74.12%
E10 - Building & Grounds Exp	3,526.00	3,526.00	888.12	1,241.62	2,284.38	64.79%
E20 - Vehicle Expense	24,700.00	24,597.30	1,313.44	8,248.73	16,348.57	66.46%
E30 - Supply Expense	600.00	600.00	57.14	134.38	465.62	77.60%
E40 - Operations Expense	2,000.00	2,000.00	0.00	381.00	1,619.00	80.95%
E55 - Professional Services	41,000.00	41,000.00	1,655.00	3,310.00	37,690.00	91.93%
E60 - Miscellaneous Expense	18,105.00	18,105.00	0.00	1,155.87	16,949.13	93.62%
E72 - Bond Expense	68,800.00	68,800.00	4,841.34	26,142.17	42,657.83	62.00%
E80 - Fixed Assets	0.00	31,926.88	16,809.18	35,079.50	-3,152.62	-9.87%
E85 - Interest Expense	10,346.00	10,346.00	424.48	1,341.05	9,004.95	87.04%
<b>Expense Total:</b>	<b>1,080,755.42</b>	<b>1,119,979.60</b>	<b>112,736.14</b>	<b>314,846.32</b>	<b>805,133.28</b>	<b>71.89%</b>
<b>Department: 0400 - Parks Surplus (Deficit):</b>	<b>338,997.58</b>	<b>299,773.40</b>	<b>45,775.86</b>	<b>80,289.68</b>	<b>-219,483.72</b>	<b>73.22%</b>



**Budget Report**

For Fiscal: 2023 Period Ending: 03/31/2023

Category	Original Total Budget	Current Total Budget	Period Activity	Fiscal Activity	Variance Favorable (Unfavorable)	Percent Remaining
<b>Department: 0410 - Parks - Mills Park &amp; Pool</b>						
<b>Revenue</b>						
R50 - Sale of Services	81,000.00	81,000.00	2,413.00	3,073.00	-77,927.00	96.21%
<b>Revenue Total:</b>	<b>81,000.00</b>	<b>81,000.00</b>	<b>2,413.00</b>	<b>3,073.00</b>	<b>-77,927.00</b>	<b>96.21%</b>
<b>Expense</b>						
E01 - Personnel Expense	27,450.75	27,450.75	63.99	63.99	27,386.76	99.77%
E10 - Building & Grounds Exp	29,150.00	46,935.13	3,100.57	8,879.74	38,055.39	81.08%
E30 - Supply Expense	12,100.00	12,100.00	0.00	0.00	12,100.00	100.00%
E80 - Fixed Assets	0.00	633,883.80	13,800.00	45,819.31	588,064.49	92.77%
<b>Expense Total:</b>	<b>68,700.75</b>	<b>720,369.68</b>	<b>16,964.56</b>	<b>54,763.04</b>	<b>665,606.64</b>	<b>92.40%</b>
<b>Department: 0410 - Parks - Mills Park &amp; Pool Surplus (Deficit):</b>	<b>12,299.25</b>	<b>-639,369.68</b>	<b>-14,551.56</b>	<b>-51,690.04</b>	<b>587,679.64</b>	<b>91.92%</b>
<b>Department: 0420 - Parks - Midland</b>						
<b>Revenue</b>						
R74 - Sponsorships	24,000.00	24,000.00	0.00	0.00	-24,000.00	100.00%
<b>Revenue Total:</b>	<b>24,000.00</b>	<b>24,000.00</b>	<b>0.00</b>	<b>0.00</b>	<b>-24,000.00</b>	<b>100.00%</b>
<b>Expense</b>						
E10 - Building & Grounds Exp	49,124.00	46,724.00	10,582.56	12,897.70	33,826.30	72.40%
<b>Expense Total:</b>	<b>49,124.00</b>	<b>46,724.00</b>	<b>10,582.56</b>	<b>12,897.70</b>	<b>33,826.30</b>	<b>72.40%</b>
<b>Department: 0420 - Parks - Midland Surplus (Deficit):</b>	<b>-25,124.00</b>	<b>-22,724.00</b>	<b>-10,582.56</b>	<b>-12,897.70</b>	<b>9,826.30</b>	<b>43.24%</b>
<b>Department: 0430 - Parks - Bishop</b>						
<b>Revenue</b>						
R30 - Membership Fees	389,000.00	389,000.00	19,039.75	61,311.25	-327,688.75	84.24%
R33 - Rental Fees	153,995.00	153,995.00	16,425.00	27,375.00	-126,620.00	82.22%
R36 - Park Program Fees	156,000.00	156,000.00	8,484.60	17,619.40	-138,380.60	88.71%
R50 - Sale of Services	103,000.00	103,000.00	8,278.00	17,025.50	-85,974.50	83.47%
R60 - Miscellaneous Revenue	5,000.00	5,000.00	10.00	531.27	-4,468.73	89.37%
R74 - Sponsorships	98,500.00	98,500.00	0.00	5,235.00	-93,265.00	94.69%
<b>Revenue Total:</b>	<b>905,495.00</b>	<b>905,495.00</b>	<b>52,237.35</b>	<b>129,097.42</b>	<b>-776,397.58</b>	<b>85.74%</b>
<b>Expense</b>						
E01 - Personnel Expense	820,103.06	822,953.06	100,363.64	239,792.23	583,160.83	70.86%
E10 - Building & Grounds Exp	647,928.00	772,428.00	59,841.57	145,696.65	626,731.35	81.14%
E20 - Vehicle Expense	10,000.00	10,000.00	302.94	4,701.69	5,298.31	52.98%
E30 - Supply Expense	57,500.00	57,500.00	8,019.22	11,698.50	45,801.50	79.65%
E40 - Operations Expense	31,123.40	31,123.40	2,424.52	7,773.75	23,349.65	75.02%
E55 - Professional Services	195,720.00	195,720.00	12,863.62	43,091.75	152,628.25	77.98%
E80 - Fixed Assets	0.00	8,000.00	0.00	7,934.21	65.79	0.82%
<b>Expense Total:</b>	<b>1,762,374.46</b>	<b>1,897,724.46</b>	<b>183,815.51</b>	<b>460,688.78</b>	<b>1,437,035.68</b>	<b>75.72%</b>
<b>Department: 0430 - Parks - Bishop Surplus (Deficit):</b>	<b>-856,879.46</b>	<b>-992,229.46</b>	<b>-131,578.16</b>	<b>-331,591.36</b>	<b>660,638.10</b>	<b>66.58%</b>
<b>Department: 0440 - Parks - Alcoa</b>						
<b>Revenue</b>						
R36 - Park Program Fees	1,000.00	1,000.00	500.00	925.00	-75.00	7.50%
R74 - Sponsorships	5,000.00	5,000.00	0.00	0.00	-5,000.00	100.00%
<b>Revenue Total:</b>	<b>6,000.00</b>	<b>6,000.00</b>	<b>500.00</b>	<b>925.00</b>	<b>-5,075.00</b>	<b>84.58%</b>
<b>Expense</b>						
E10 - Building & Grounds Exp	19,556.00	25,156.00	1,320.62	5,706.09	19,449.91	77.32%
<b>Expense Total:</b>	<b>19,556.00</b>	<b>25,156.00</b>	<b>1,320.62</b>	<b>5,706.09</b>	<b>19,449.91</b>	<b>77.32%</b>
<b>Department: 0440 - Parks - Alcoa Surplus (Deficit):</b>	<b>-13,556.00</b>	<b>-19,156.00</b>	<b>-820.62</b>	<b>-4,781.09</b>	<b>14,374.91</b>	<b>75.04%</b>
<b>Department: 0450 - Parks - Ashley</b>						
<b>Revenue</b>						
R36 - Park Program Fees	5,000.00	5,000.00	800.00	1,100.00	-3,900.00	78.00%
<b>Revenue Total:</b>	<b>5,000.00</b>	<b>5,000.00</b>	<b>800.00</b>	<b>1,100.00</b>	<b>-3,900.00</b>	<b>78.00%</b>
<b>Expense</b>						
E10 - Building & Grounds Exp	13,000.00	13,000.00	724.92	724.92	12,275.08	94.42%

**Budget Report**

For Fiscal: 2023 Period Ending: 03/31/2023

Category	Original Total Budget	Current Total Budget	Period Activity	Fiscal Activity	Variance Favorable (Unfavorable)	Percent Remaining
<b>Expense Total:</b>	<b>13,000.00</b>	<b>13,000.00</b>	<b>724.92</b>	<b>724.92</b>	<b>12,275.08</b>	<b>94.42%</b>
<b>Department: 0450 - Parks - Ashley Surplus (Deficit):</b>	<b>-8,000.00</b>	<b>-8,000.00</b>	<b>75.08</b>	<b>375.08</b>	<b>8,375.08</b>	<b>104.69%</b>
<b>Department: 0500 - Fire</b>						
<b>Revenue</b>						
R15 - Taxes - Property	700.00	700.00	0.00	590.66	-109.34	15.62%
R33 - Rental Fees	18,000.00	18,000.00	1,540.00	4,620.00	-13,380.00	74.33%
R60 - Miscellaneous Revenue	250.00	250.00	0.00	882.86	632.86	253.14%
R62 - Intergovernmental Tsfrs	3,943,755.00	3,943,755.00	328,647.00	985,941.00	-2,957,814.00	75.00%
<b>Revenue Total:</b>	<b>3,962,705.00</b>	<b>3,962,705.00</b>	<b>330,187.00</b>	<b>992,034.52</b>	<b>-2,970,670.48</b>	<b>74.97%</b>
<b>Expense</b>						
E01 - Personnel Expense	4,322,385.52	4,323,085.52	434,370.37	1,126,985.97	3,196,099.55	73.93%
E10 - Building & Grounds Exp	176,237.96	205,637.96	33,092.90	53,633.04	152,004.92	73.92%
E20 - Vehicle Expense	119,000.00	117,810.97	6,317.04	40,699.92	77,111.05	65.45%
E30 - Supply Expense	75,600.00	187,220.00	103,558.12	109,000.54	78,219.46	41.78%
E40 - Operations Expense	14,000.00	14,000.00	85.00	85.00	13,915.00	99.39%
E55 - Professional Services	2,100.00	2,100.00	0.00	0.00	2,100.00	100.00%
E60 - Miscellaneous Expense	13,525.00	13,525.00	0.00	1,155.87	12,369.13	91.45%
E72 - Bond Expense	113,148.00	113,148.00	0.00	29,939.22	83,208.78	73.54%
E80 - Fixed Assets	8,600.00	13,040.20	714.36	6,632.14	6,408.06	49.14%
E85 - Interest Expense	51,080.00	51,080.00	0.00	109.91	50,970.09	99.78%
<b>Expense Total:</b>	<b>4,895,676.48</b>	<b>5,040,647.65</b>	<b>578,137.79</b>	<b>1,368,241.61</b>	<b>3,672,406.04</b>	<b>72.86%</b>
<b>Department: 0500 - Fire Surplus (Deficit):</b>	<b>-932,971.48</b>	<b>-1,077,942.65</b>	<b>-247,950.79</b>	<b>-376,207.09</b>	<b>701,735.56</b>	<b>65.10%</b>
<b>Department: 0510 - Fire - Springhill Vol</b>						
<b>Revenue</b>						
R15 - Taxes - Property	55,000.00	55,000.00	263.67	1,356.80	-53,643.20	97.53%
<b>Revenue Total:</b>	<b>55,000.00</b>	<b>55,000.00</b>	<b>263.67</b>	<b>1,356.80</b>	<b>-53,643.20</b>	<b>97.53%</b>
<b>Expense</b>						
E30 - Supply Expense	15,000.00	54,479.59	39,479.35	39,479.35	15,000.24	27.53%
<b>Expense Total:</b>	<b>15,000.00</b>	<b>54,479.59</b>	<b>39,479.35</b>	<b>39,479.35</b>	<b>15,000.24</b>	<b>27.53%</b>
<b>Department: 0510 - Fire - Springhill Vol Surplus (Deficit):</b>	<b>40,000.00</b>	<b>520.41</b>	<b>-39,215.68</b>	<b>-38,122.55</b>	<b>-38,642.96</b>	<b>7,425.48%</b>
<b>Department: 0600 - Police</b>						
<b>Revenue</b>						
R40 - Fines & Forfeitures	780.00	780.00	67.14	201.42	-578.58	74.18%
R60 - Miscellaneous Revenue	12,000.00	12,000.00	2,749.52	9,128.81	-2,871.19	23.93%
R62 - Intergovernmental Tsfrs	1,577,502.00	1,577,502.00	131,459.00	394,377.00	-1,183,125.00	75.00%
R66 - Sale of Equipment	25,000.00	25,000.00	0.00	0.00	-25,000.00	100.00%
R70 - Grant Revenue	33,700.00	33,700.00	11,002.22	13,671.34	-20,028.66	59.43%
<b>Revenue Total:</b>	<b>1,648,982.00</b>	<b>1,648,982.00</b>	<b>145,277.88</b>	<b>417,378.57</b>	<b>-1,231,603.43</b>	<b>74.69%</b>
<b>Expense</b>						
E01 - Personnel Expense	3,746,292.22	3,746,292.22	417,408.34	1,027,205.27	2,719,086.95	72.58%
E10 - Building & Grounds Exp	117,113.92	133,613.92	10,529.65	34,153.07	99,460.85	74.44%
E20 - Vehicle Expense	291,250.00	300,063.54	15,267.44	88,385.95	211,677.59	70.54%
E30 - Supply Expense	59,800.00	59,800.00	4,671.11	5,488.30	54,311.70	90.82%
E40 - Operations Expense	11,100.00	11,880.00	2,193.00	3,101.72	8,778.28	73.89%
E55 - Professional Services	7,500.00	7,500.00	658.41	862.53	6,637.47	88.50%
E60 - Miscellaneous Expense	85,325.00	85,325.00	6,574.65	8,070.96	77,254.04	90.54%
E70 - Grant Expense	31,200.00	31,200.00	1,074.98	3,652.08	27,547.92	88.29%
E72 - Bond Expense	828,881.63	926,293.34	45,761.65	137,025.42	789,267.92	85.21%
E80 - Fixed Assets	0.00	0.00	167,284.53	231,221.79	-231,221.79	0.00%
E85 - Interest Expense	95,872.22	98,663.51	3,228.78	9,945.87	88,717.64	89.92%
<b>Expense Total:</b>	<b>5,274,334.99</b>	<b>5,400,631.53</b>	<b>674,652.54</b>	<b>1,549,112.96</b>	<b>3,851,518.57</b>	<b>71.32%</b>
<b>Department: 0600 - Police Surplus (Deficit):</b>	<b>-3,625,352.99</b>	<b>-3,751,649.53</b>	<b>-529,374.66</b>	<b>-1,131,734.39</b>	<b>2,619,915.14</b>	<b>69.83%</b>

Budget Report

For Fiscal: 2023 Period Ending: 03/31/2023

Category	Original Total Budget	Current Total Budget	Period Activity	Fiscal Activity	Variance Favorable (Unfavorable)	Percent Remaining
<b>Department: 0610 - Police - Dispatch</b>						
<b>Revenue</b>						
R60 - Miscellaneous Revenue	238,000.00	238,000.00	72,382.80	72,382.80	-165,617.20	69.59%
<b>Revenue Total:</b>	<b>238,000.00</b>	<b>238,000.00</b>	<b>72,382.80</b>	<b>72,382.80</b>	<b>-165,617.20</b>	<b>69.59%</b>
<b>Expense</b>						
E01 - Personnel Expense	628,817.82	634,817.82	60,058.64	177,763.85	457,053.97	72.00%
E55 - Professional Services	1,950.00	1,950.00	0.00	0.00	1,950.00	100.00%
E64 - Reimbursement	67,640.00	67,640.00	1,707.22	2,477.78	65,162.22	96.34%
E80 - Fixed Assets	0.00	0.00	1,091.61	1,091.61	-1,091.61	0.00%
<b>Expense Total:</b>	<b>698,407.82</b>	<b>704,407.82</b>	<b>62,857.47</b>	<b>181,333.24</b>	<b>523,074.58</b>	<b>74.26%</b>
<b>Department: 0610 - Police - Dispatch Surplus (Deficit):</b>	<b>-460,407.82</b>	<b>-466,407.82</b>	<b>9,525.33</b>	<b>-108,950.44</b>	<b>357,457.38</b>	<b>76.64%</b>
<b>Department: 0620 - Police - SRO</b>						
<b>Revenue</b>						
R64 - Reimbursement	293,000.00	293,000.00	0.00	0.00	-293,000.00	100.00%
<b>Revenue Total:</b>	<b>293,000.00</b>	<b>293,000.00</b>	<b>0.00</b>	<b>0.00</b>	<b>-293,000.00</b>	<b>100.00%</b>
<b>Expense</b>						
E01 - Personnel Expense	601,996.45	602,896.45	76,595.88	179,947.37	422,949.08	70.15%
E10 - Building & Grounds Exp	9,600.00	9,600.00	729.07	2,187.03	7,412.97	77.22%
E60 - Miscellaneous Expense	2,500.00	2,500.00	0.00	0.00	2,500.00	100.00%
<b>Expense Total:</b>	<b>614,096.45</b>	<b>614,996.45</b>	<b>77,324.95</b>	<b>182,134.40</b>	<b>432,862.05</b>	<b>70.38%</b>
<b>Department: 0620 - Police - SRO Surplus (Deficit):</b>	<b>-321,096.45</b>	<b>-321,996.45</b>	<b>-77,324.95</b>	<b>-182,134.40</b>	<b>139,862.05</b>	<b>43.44%</b>
<b>Department: 0630 - Police - K9</b>						
<b>Expense</b>						
E30 - Supply Expense	1,800.00	1,800.00	0.00	0.00	1,800.00	100.00%
E40 - Operations Expense	5,500.00	5,500.00	0.00	747.00	4,753.00	86.42%
E55 - Professional Services	3,000.00	3,000.00	0.00	233.50	2,766.50	92.22%
<b>Expense Total:</b>	<b>10,300.00</b>	<b>10,300.00</b>	<b>0.00</b>	<b>980.50</b>	<b>9,319.50</b>	<b>90.48%</b>
<b>Department: 0630 - Police - K9 Total:</b>	<b>10,300.00</b>	<b>10,300.00</b>	<b>0.00</b>	<b>980.50</b>	<b>9,319.50</b>	<b>90.48%</b>
<b>Fund: 001 - General Fund Surplus (Deficit):</b>	<b>160,002.44</b>	<b>-1,162,354.41</b>	<b>-577,700.79</b>	<b>-709,912.44</b>	<b>452,441.97</b>	<b>38.92%</b>
<b>Fund: 002 - Sales Tax Fund</b>						
<b>Department: 0100 - Administration</b>						
<b>Revenue</b>						
R10 - Taxes - Sales	6,310,008.00	6,310,008.00	482,828.07	1,603,968.32	-4,706,039.68	74.58%
<b>Revenue Total:</b>	<b>6,310,008.00</b>	<b>6,310,008.00</b>	<b>482,828.07</b>	<b>1,603,968.32</b>	<b>-4,706,039.68</b>	<b>74.58%</b>
<b>Expense</b>						
E62 - Intergovernmental Tsfr	6,310,008.00	6,310,008.00	525,834.00	1,577,502.00	4,732,506.00	75.00%
<b>Expense Total:</b>	<b>6,310,008.00</b>	<b>6,310,008.00</b>	<b>525,834.00</b>	<b>1,577,502.00</b>	<b>4,732,506.00</b>	<b>75.00%</b>
<b>Department: 0100 - Administration Surplus (Deficit):</b>	<b>0.00</b>	<b>0.00</b>	<b>-43,005.93</b>	<b>26,466.32</b>	<b>26,466.32</b>	<b>0.00%</b>
<b>Fund: 002 - Sales Tax Fund Surplus (Deficit):</b>	<b>0.00</b>	<b>0.00</b>	<b>-43,005.93</b>	<b>26,466.32</b>	<b>26,466.32</b>	<b>0.00%</b>
<b>Fund: 003 - Franchise Fees Fund</b>						
<b>Department: 0100 - Administration</b>						
<b>Revenue</b>						
R50 - Sale of Services	1,330,000.00	1,330,000.00	159,308.61	471,190.95	-858,809.05	64.57%
<b>Revenue Total:</b>	<b>1,330,000.00</b>	<b>1,330,000.00</b>	<b>159,308.61</b>	<b>471,190.95</b>	<b>-858,809.05</b>	<b>64.57%</b>
<b>Expense</b>						
E62 - Intergovernmental Tsfr	175,000.00	175,000.00	14,583.33	43,749.99	131,250.01	75.00%
<b>Expense Total:</b>	<b>175,000.00</b>	<b>175,000.00</b>	<b>14,583.33</b>	<b>43,749.99</b>	<b>131,250.01</b>	<b>75.00%</b>
<b>Department: 0100 - Administration Surplus (Deficit):</b>	<b>1,155,000.00</b>	<b>1,155,000.00</b>	<b>144,725.28</b>	<b>427,440.96</b>	<b>-727,559.04</b>	<b>62.99%</b>



**Budget Report**

**For Fiscal: 2023 Period Ending: 03/31/2023**

Category	Original Total Budget	Current Total Budget	Period Activity	Fiscal Activity	Variance Favorable (Unfavorable)	Percent Remaining
<b>Department: 0800 - Street</b>						
<b>Expense</b>						
E62 - Intergovernmental Tsfr	649,000.20	649,000.20	52,973.08	159,733.13	489,267.07	75.39%
<b>Expense Total:</b>	<b>649,000.20</b>	<b>649,000.20</b>	<b>52,973.08</b>	<b>159,733.13</b>	<b>489,267.07</b>	<b>75.39%</b>
<b>Department: 0800 - Street Total:</b>	<b>649,000.20</b>	<b>649,000.20</b>	<b>52,973.08</b>	<b>159,733.13</b>	<b>489,267.07</b>	<b>75.39%</b>
<b>Fund: 003 - Franchise Fees Fund Surplus (Deficit):</b>	<b>505,999.80</b>	<b>505,999.80</b>	<b>91,752.20</b>	<b>267,707.83</b>	<b>-238,291.97</b>	<b>47.09%</b>
<b>Fund: 005 - Designated Tax Fund</b>						
<b>Department: 0200 - Animal Control</b>						
<b>Revenue</b>						
R10 - Taxes - Sales	631,002.00	631,002.00	48,282.81	160,396.83	-470,605.17	74.58%
<b>Revenue Total:</b>	<b>631,002.00</b>	<b>631,002.00</b>	<b>48,282.81</b>	<b>160,396.83</b>	<b>-470,605.17</b>	<b>74.58%</b>
<b>Expense</b>						
E62 - Intergovernmental Tsfr	631,002.00	631,002.00	52,583.00	157,749.00	473,253.00	75.00%
<b>Expense Total:</b>	<b>631,002.00</b>	<b>631,002.00</b>	<b>52,583.00</b>	<b>157,749.00</b>	<b>473,253.00</b>	<b>75.00%</b>
<b>Department: 0200 - Animal Control Surplus (Deficit):</b>	<b>0.00</b>	<b>0.00</b>	<b>-4,300.19</b>	<b>2,647.83</b>	<b>2,647.83</b>	<b>0.00%</b>
<b>Department: 0400 - Parks</b>						
<b>Revenue</b>						
R10 - Taxes - Sales	631,002.00	631,002.00	48,282.81	160,396.83	-470,605.17	74.58%
<b>Revenue Total:</b>	<b>631,002.00</b>	<b>631,002.00</b>	<b>48,282.81</b>	<b>160,396.83</b>	<b>-470,605.17</b>	<b>74.58%</b>
<b>Expense</b>						
E62 - Intergovernmental Tsfr	631,002.00	631,002.00	52,583.00	157,749.00	473,253.00	75.00%
<b>Expense Total:</b>	<b>631,002.00</b>	<b>631,002.00</b>	<b>52,583.00</b>	<b>157,749.00</b>	<b>473,253.00</b>	<b>75.00%</b>
<b>Department: 0400 - Parks Surplus (Deficit):</b>	<b>0.00</b>	<b>0.00</b>	<b>-4,300.19</b>	<b>2,647.83</b>	<b>2,647.83</b>	<b>0.00%</b>
<b>Department: 0500 - Fire</b>						
<b>Revenue</b>						
R10 - Taxes - Sales	1,577,502.00	1,577,502.00	120,707.02	400,992.08	-1,176,509.92	74.58%
<b>Revenue Total:</b>	<b>1,577,502.00</b>	<b>1,577,502.00</b>	<b>120,707.02</b>	<b>400,992.08</b>	<b>-1,176,509.92</b>	<b>74.58%</b>
<b>Expense</b>						
E62 - Intergovernmental Tsfr	1,577,502.00	1,577,502.00	131,459.00	394,377.00	1,183,125.00	75.00%
<b>Expense Total:</b>	<b>1,577,502.00</b>	<b>1,577,502.00</b>	<b>131,459.00</b>	<b>394,377.00</b>	<b>1,183,125.00</b>	<b>75.00%</b>
<b>Department: 0500 - Fire Surplus (Deficit):</b>	<b>0.00</b>	<b>0.00</b>	<b>-10,751.98</b>	<b>6,615.08</b>	<b>6,615.08</b>	<b>0.00%</b>
<b>Department: 0600 - Police</b>						
<b>Revenue</b>						
R10 - Taxes - Sales	1,577,502.00	1,577,502.00	120,707.02	400,992.08	-1,176,509.92	74.58%
<b>Revenue Total:</b>	<b>1,577,502.00</b>	<b>1,577,502.00</b>	<b>120,707.02</b>	<b>400,992.08</b>	<b>-1,176,509.92</b>	<b>74.58%</b>
<b>Expense</b>						
E62 - Intergovernmental Tsfr	1,577,502.00	1,577,502.00	131,459.00	394,377.00	1,183,125.00	75.00%
<b>Expense Total:</b>	<b>1,577,502.00</b>	<b>1,577,502.00</b>	<b>131,459.00</b>	<b>394,377.00</b>	<b>1,183,125.00</b>	<b>75.00%</b>
<b>Department: 0600 - Police Surplus (Deficit):</b>	<b>0.00</b>	<b>0.00</b>	<b>-10,751.98</b>	<b>6,615.08</b>	<b>6,615.08</b>	<b>0.00%</b>
<b>Department: 0800 - Street</b>						
<b>Revenue</b>						
R10 - Taxes - Sales	1,893,000.00	1,893,000.00	144,848.41	481,190.50	-1,411,809.50	74.58%
<b>Revenue Total:</b>	<b>1,893,000.00</b>	<b>1,893,000.00</b>	<b>144,848.41</b>	<b>481,190.50</b>	<b>-1,411,809.50</b>	<b>74.58%</b>
<b>Expense</b>						
E62 - Intergovernmental Tsfr	1,893,000.00	1,893,000.00	157,750.00	473,250.00	1,419,750.00	75.00%
<b>Expense Total:</b>	<b>1,893,000.00</b>	<b>1,893,000.00</b>	<b>157,750.00</b>	<b>473,250.00</b>	<b>1,419,750.00</b>	<b>75.00%</b>
<b>Department: 0800 - Street Surplus (Deficit):</b>	<b>0.00</b>	<b>0.00</b>	<b>-12,901.59</b>	<b>7,940.50</b>	<b>7,940.50</b>	<b>0.00%</b>
<b>Fund: 005 - Designated Tax Fund Surplus (Deficit):</b>	<b>0.00</b>	<b>0.00</b>	<b>-43,005.93</b>	<b>26,466.32</b>	<b>26,466.32</b>	<b>0.00%</b>

**Budget Report**

**For Fiscal: 2023 Period Ending: 03/31/2023**

Category	Original Total Budget	Current Total Budget	Period Activity	Fiscal Activity	Variance Favorable (Unfavorable)	Percent Remaining
<b>Fund: 007 - Investment Account</b>						
<b>Department: 0100 - Administration</b>						
<b>Revenue</b>						
R85 - Interest Revenue	0.00	0.00	0.01	603.09	603.09	0.00%
<b>Revenue Total:</b>	<b>0.00</b>	<b>0.00</b>	<b>0.01</b>	<b>603.09</b>	<b>603.09</b>	<b>0.00%</b>
<b>Expense</b>						
E62 - Intergovernmental Tsfr	0.00	0.00	0.00	860,536.60	-860,536.60	0.00%
E85 - Interest Expense	0.00	0.00	-9,493.15	-18,977.25	18,977.25	0.00%
<b>Expense Total:</b>	<b>0.00</b>	<b>0.00</b>	<b>-9,493.15</b>	<b>841,559.35</b>	<b>-841,559.35</b>	<b>0.00%</b>
<b>Department: 0100 - Administration Surplus (Deficit):</b>	<b>0.00</b>	<b>0.00</b>	<b>9,493.16</b>	<b>-840,956.26</b>	<b>-840,956.26</b>	<b>0.00%</b>
<b>Fund: 007 - Investment Account Surplus (Deficit):</b>	<b>0.00</b>	<b>0.00</b>	<b>9,493.16</b>	<b>-840,956.26</b>	<b>-840,956.26</b>	<b>0.00%</b>
<b>Fund: 020 - Animal Control Donation</b>						
<b>Department: 0200 - Animal Control</b>						
<b>Revenue</b>						
R68 - Donation Revenue	2,500.00	2,500.00	0.00	0.00	-2,500.00	100.00%
<b>Revenue Total:</b>	<b>2,500.00</b>	<b>2,500.00</b>	<b>0.00</b>	<b>0.00</b>	<b>-2,500.00</b>	<b>100.00%</b>
<b>Expense</b>						
E55 - Professional Services	2,500.00	2,500.00	0.00	0.00	2,500.00	100.00%
<b>Expense Total:</b>	<b>2,500.00</b>	<b>2,500.00</b>	<b>0.00</b>	<b>0.00</b>	<b>2,500.00</b>	<b>100.00%</b>
<b>Department: 0200 - Animal Control Surplus (Deficit):</b>	<b>0.00</b>	<b>0.00</b>	<b>0.00</b>	<b>0.00</b>	<b>0.00</b>	<b>0.00%</b>
<b>Fund: 020 - Animal Control Donation Surplus (Deficit):</b>	<b>0.00</b>	<b>0.00</b>	<b>0.00</b>	<b>0.00</b>	<b>0.00</b>	<b>0.00%</b>
<b>Fund: 030 - Act 1256 of 1995 Court</b>						
<b>Department: 0300 - Court</b>						
<b>Revenue</b>						
R40 - Fines & Forfeitures	401,250.00	401,250.00	26,215.86	68,004.66	-333,245.34	83.05%
<b>Revenue Total:</b>	<b>401,250.00</b>	<b>401,250.00</b>	<b>26,215.86</b>	<b>68,004.66</b>	<b>-333,245.34</b>	<b>83.05%</b>
<b>Expense</b>						
E01 - Personnel Expense	5,200.00	5,200.00	394.84	1,184.52	4,015.48	77.22%
E40 - Operations Expense	396,050.00	396,050.00	25,853.96	66,820.14	329,229.86	83.13%
<b>Expense Total:</b>	<b>401,250.00</b>	<b>401,250.00</b>	<b>26,248.80</b>	<b>68,004.66</b>	<b>333,245.34</b>	<b>83.05%</b>
<b>Department: 0300 - Court Surplus (Deficit):</b>	<b>0.00</b>	<b>0.00</b>	<b>-32.94</b>	<b>0.00</b>	<b>0.00</b>	<b>0.00%</b>
<b>Fund: 030 - Act 1256 of 1995 Court Surplus (Deficit):</b>	<b>0.00</b>	<b>0.00</b>	<b>-32.94</b>	<b>0.00</b>	<b>0.00</b>	<b>0.00%</b>
<b>Fund: 031 - Act 1809 of 2001 Court Auto</b>						
<b>Department: 0300 - Court</b>						
<b>Revenue</b>						
R40 - Fines & Forfeitures	36,000.00	36,000.00	2,810.00	7,536.00	-28,464.00	79.07%
<b>Revenue Total:</b>	<b>36,000.00</b>	<b>36,000.00</b>	<b>2,810.00</b>	<b>7,536.00</b>	<b>-28,464.00</b>	<b>79.07%</b>
<b>Expense</b>						
E60 - Miscellaneous Expense	36,000.00	36,000.00	0.00	7,438.88	28,561.12	79.34%
<b>Expense Total:</b>	<b>36,000.00</b>	<b>36,000.00</b>	<b>0.00</b>	<b>7,438.88</b>	<b>28,561.12</b>	<b>79.34%</b>
<b>Department: 0300 - Court Surplus (Deficit):</b>	<b>0.00</b>	<b>0.00</b>	<b>2,810.00</b>	<b>97.12</b>	<b>97.12</b>	<b>0.00%</b>
<b>Fund: 031 - Act 1809 of 2001 Court Auto Surplus (Deficit):</b>	<b>0.00</b>	<b>0.00</b>	<b>2,810.00</b>	<b>97.12</b>	<b>97.12</b>	<b>0.00%</b>
<b>Fund: 045 - Park 1/8 SalesTax O &amp; M</b>						
<b>Department: 0400 - Parks</b>						
<b>Revenue</b>						
R10 - Taxes - Sales	788,751.00	788,751.00	60,353.51	200,496.04	-588,254.96	74.58%
<b>Revenue Total:</b>	<b>788,751.00</b>	<b>788,751.00</b>	<b>60,353.51</b>	<b>200,496.04</b>	<b>-588,254.96</b>	<b>74.58%</b>
<b>Expense</b>						
E62 - Intergovernmental Tsfr	788,751.00	788,751.00	65,729.00	197,187.00	591,564.00	75.00%
<b>Expense Total:</b>	<b>788,751.00</b>	<b>788,751.00</b>	<b>65,729.00</b>	<b>197,187.00</b>	<b>591,564.00</b>	<b>75.00%</b>
<b>Department: 0400 - Parks Surplus (Deficit):</b>	<b>0.00</b>	<b>0.00</b>	<b>-5,375.49</b>	<b>3,309.04</b>	<b>3,309.04</b>	<b>0.00%</b>
<b>Fund: 045 - Park 1/8 SalesTax O &amp; M Surplus (Deficit):</b>	<b>0.00</b>	<b>0.00</b>	<b>-5,375.49</b>	<b>3,309.04</b>	<b>3,309.04</b>	<b>0.00%</b>

**Budget Report**

For Fiscal: 2023 Period Ending: 03/31/2023

Category	Original Total Budget	Current Total Budget	Period Activity	Fiscal Activity	Variance Favorable (Unfavorable)	Percent Remaining
<b>Fund: 051 - Act 833 of 1991 Fire</b>						
<b>Department: 0500 - Fire</b>						
<b>Revenue</b>						
R15 - Taxes - Property	20,000.00	20,000.00	0.00	0.00	-20,000.00	100.00%
<b>Revenue Total:</b>	<b>20,000.00</b>	<b>20,000.00</b>	<b>0.00</b>	<b>0.00</b>	<b>-20,000.00</b>	<b>100.00%</b>
<b>Expense</b>						
E40 - Operations Expense	20,000.00	56,702.05	36,702.05	37,361.30	19,340.75	34.11%
<b>Expense Total:</b>	<b>20,000.00</b>	<b>56,702.05</b>	<b>36,702.05</b>	<b>37,361.30</b>	<b>19,340.75</b>	<b>34.11%</b>
<b>Department: 0500 - Fire Surplus (Deficit):</b>	<b>0.00</b>	<b>-36,702.05</b>	<b>-36,702.05</b>	<b>-37,361.30</b>	<b>-659.25</b>	<b>-1.80%</b>
<b>Fund: 051 - Act 833 of 1991 Fire Surplus (Deficit):</b>	<b>0.00</b>	<b>-36,702.05</b>	<b>-36,702.05</b>	<b>-37,361.30</b>	<b>-659.25</b>	<b>-1.80%</b>
<b>Fund: 055 - Fire 3/8 SalesTax</b>						
<b>Department: 0500 - Fire</b>						
<b>Revenue</b>						
R10 - Taxes - Sales	2,366,253.00	2,366,253.00	181,060.52	601,488.10	-1,764,764.90	74.58%
<b>Revenue Total:</b>	<b>2,366,253.00</b>	<b>2,366,253.00</b>	<b>181,060.52</b>	<b>601,488.10</b>	<b>-1,764,764.90</b>	<b>74.58%</b>
<b>Expense</b>						
E62 - Intergovernmental Tsfr	2,366,253.00	2,366,253.00	197,188.00	591,564.00	1,774,689.00	75.00%
<b>Expense Total:</b>	<b>2,366,253.00</b>	<b>2,366,253.00</b>	<b>197,188.00</b>	<b>591,564.00</b>	<b>1,774,689.00</b>	<b>75.00%</b>
<b>Department: 0500 - Fire Surplus (Deficit):</b>	<b>0.00</b>	<b>0.00</b>	<b>-16,127.48</b>	<b>9,924.10</b>	<b>9,924.10</b>	<b>0.00%</b>
<b>Fund: 055 - Fire 3/8 SalesTax Surplus (Deficit):</b>	<b>0.00</b>	<b>0.00</b>	<b>-16,127.48</b>	<b>9,924.10</b>	<b>9,924.10</b>	<b>0.00%</b>
<b>Fund: 061 - Act 918 of 1983 Police</b>						
<b>Department: 0600 - Police</b>						
<b>Revenue</b>						
R40 - Fines & Forfeitures	15,000.00	15,000.00	1,342.64	4,027.92	-10,972.08	73.15%
<b>Revenue Total:</b>	<b>15,000.00</b>	<b>15,000.00</b>	<b>1,342.64</b>	<b>4,027.92</b>	<b>-10,972.08</b>	<b>73.15%</b>
<b>Expense</b>						
E60 - Miscellaneous Expense	15,000.00	15,000.00	0.00	0.00	15,000.00	100.00%
<b>Expense Total:</b>	<b>15,000.00</b>	<b>15,000.00</b>	<b>0.00</b>	<b>0.00</b>	<b>15,000.00</b>	<b>100.00%</b>
<b>Department: 0600 - Police Surplus (Deficit):</b>	<b>0.00</b>	<b>0.00</b>	<b>1,342.64</b>	<b>4,027.92</b>	<b>4,027.92</b>	<b>0.00%</b>
<b>Fund: 061 - Act 918 of 1983 Police Surplus (Deficit):</b>	<b>0.00</b>	<b>0.00</b>	<b>1,342.64</b>	<b>4,027.92</b>	<b>4,027.92</b>	<b>0.00%</b>
<b>Fund: 062 - Act 988 of 1991 Emerg Veh</b>						
<b>Department: 0600 - Police</b>						
<b>Revenue</b>						
R40 - Fines & Forfeitures	12,000.00	12,000.00	416.97	611.97	-11,388.03	94.90%
<b>Revenue Total:</b>	<b>12,000.00</b>	<b>12,000.00</b>	<b>416.97</b>	<b>611.97</b>	<b>-11,388.03</b>	<b>94.90%</b>
<b>Expense</b>						
E40 - Operations Expense	12,000.00	12,000.00	0.00	0.00	12,000.00	100.00%
<b>Expense Total:</b>	<b>12,000.00</b>	<b>12,000.00</b>	<b>0.00</b>	<b>0.00</b>	<b>12,000.00</b>	<b>100.00%</b>
<b>Department: 0600 - Police Surplus (Deficit):</b>	<b>0.00</b>	<b>0.00</b>	<b>416.97</b>	<b>611.97</b>	<b>611.97</b>	<b>0.00%</b>
<b>Fund: 062 - Act 988 of 1991 Emerg Veh Surplus (Deficit):</b>	<b>0.00</b>	<b>0.00</b>	<b>416.97</b>	<b>611.97</b>	<b>611.97</b>	<b>0.00%</b>
<b>Fund: 066 - Federal Drug Control</b>						
<b>Department: 0600 - Police</b>						
<b>Revenue</b>						
R85 - Interest Revenue	0.00	0.00	0.25	0.73	0.73	0.00%
<b>Revenue Total:</b>	<b>0.00</b>	<b>0.00</b>	<b>0.25</b>	<b>0.73</b>	<b>0.73</b>	<b>0.00%</b>
<b>Department: 0600 - Police Total:</b>	<b>0.00</b>	<b>0.00</b>	<b>0.25</b>	<b>0.73</b>	<b>0.73</b>	<b>0.00%</b>
<b>Fund: 066 - Federal Drug Control Total:</b>	<b>0.00</b>	<b>0.00</b>	<b>0.25</b>	<b>0.73</b>	<b>0.73</b>	<b>0.00%</b>
<b>Fund: 068 - State Drug Control</b>						
<b>Department: 0600 - Police</b>						
<b>Revenue</b>						
R40 - Fines & Forfeitures	2,500.00	2,500.00	0.00	0.00	-2,500.00	100.00%



**Budget Report**

**For Fiscal: 2023 Period Ending: 03/31/2023**

Category	Original Total Budget	Current Total Budget	Period Activity	Fiscal Activity	Variance Favorable (Unfavorable)	Percent Remaining
R85 - Interest Revenue	0.00	0.00	0.20	0.58	0.58	0.00%
<b>Revenue Total:</b>	<b>2,500.00</b>	<b>2,500.00</b>	<b>0.20</b>	<b>0.58</b>	<b>-2,499.42</b>	<b>99.98%</b>
<b>Expense</b>						
E60 - Miscellaneous Expense	2,500.00	2,500.00	0.00	0.00	2,500.00	100.00%
<b>Expense Total:</b>	<b>2,500.00</b>	<b>2,500.00</b>	<b>0.00</b>	<b>0.00</b>	<b>2,500.00</b>	<b>100.00%</b>
<b>Department: 0600 - Police Surplus (Deficit):</b>	<b>0.00</b>	<b>0.00</b>	<b>0.20</b>	<b>0.58</b>	<b>0.58</b>	<b>0.00%</b>
<b>Fund: 068 - State Drug Control Surplus (Deficit):</b>	<b>0.00</b>	<b>0.00</b>	<b>0.20</b>	<b>0.58</b>	<b>0.58</b>	<b>0.00%</b>
<b>Fund: 080 - Street Fund</b>						
<b>Department: 0140 - Stormwater</b>						
<b>Expense</b>						
E01 - Personnel Expense	408,929.87	409,029.87	37,543.47	91,449.08	317,580.79	77.64%
E10 - Building & Grounds Exp	3,024.00	3,024.00	333.48	916.16	2,107.84	69.70%
E20 - Vehicle Expense	21,200.00	35,034.56	377.49	2,081.23	32,953.33	94.06%
E30 - Supply Expense	12,700.00	25,400.00	1,912.44	3,298.03	22,101.97	87.02%
E40 - Operations Expense	6,200.00	6,200.00	204.64	1,104.64	5,095.36	82.18%
E55 - Professional Services	100,250.00	150,760.00	3,000.00	7,585.22	143,174.78	94.97%
E80 - Fixed Assets	62,000.00	62,000.00	0.00	0.00	62,000.00	100.00%
<b>Expense Total:</b>	<b>614,303.87</b>	<b>691,448.43</b>	<b>43,371.52</b>	<b>106,434.36</b>	<b>585,014.07</b>	<b>84.61%</b>
<b>Department: 0140 - Stormwater Total:</b>	<b>614,303.87</b>	<b>691,448.43</b>	<b>43,371.52</b>	<b>106,434.36</b>	<b>585,014.07</b>	<b>84.61%</b>
<b>Department: 0800 - Street</b>						
<b>Revenue</b>						
R10 - Taxes - Sales	456,000.00	456,000.00	47,911.48	154,957.95	-301,042.05	66.02%
R15 - Taxes - Property	1,368,000.00	1,368,000.00	83,982.22	320,593.37	-1,047,406.63	76.56%
R60 - Miscellaneous Revenue	1,000.00	1,577.84	0.00	2,054.48	476.64	30.21%
R62 - Intergovernmental Tsfrs	1,893,000.00	1,893,000.00	157,750.00	473,250.00	-1,419,750.00	75.00%
R64 - Reimbursement	425,000.00	425,000.00	0.00	0.00	-425,000.00	100.00%
R85 - Interest Revenue	775.00	775.00	0.00	0.00	-775.00	100.00%
<b>Revenue Total:</b>	<b>4,143,775.00</b>	<b>4,144,352.84</b>	<b>289,643.70</b>	<b>950,855.80</b>	<b>-3,193,497.04</b>	<b>77.06%</b>
<b>Expense</b>						
E01 - Personnel Expense	1,527,035.88	1,531,035.88	113,095.27	307,668.95	1,223,366.93	79.90%
E10 - Building & Grounds Exp	104,704.96	104,704.96	22,692.96	38,892.45	65,812.51	62.86%
E20 - Vehicle Expense	218,500.00	224,400.34	6,893.97	56,076.21	168,324.13	75.01%
E30 - Supply Expense	388,952.16	391,976.90	13,023.20	63,039.21	328,937.69	83.92%
E40 - Operations Expense	294,283.00	292,100.00	4,388.88	13,189.98	278,910.02	95.48%
E55 - Professional Services	328,500.04	362,290.04	4,400.97	13,073.77	349,216.27	96.39%
E60 - Miscellaneous Expense	53,965.00	53,965.00	5,040.29	9,108.84	44,856.16	83.12%
E80 - Fixed Assets	1,088,000.00	2,282,764.24	285,282.42	478,678.52	1,804,085.72	79.03%
E90 - Construction Projects	600,000.00	886,285.96	0.00	276,109.03	610,176.93	68.85%
<b>Expense Total:</b>	<b>4,603,941.04</b>	<b>6,129,523.32</b>	<b>454,817.96</b>	<b>1,255,836.96</b>	<b>4,873,686.36</b>	<b>79.51%</b>
<b>Department: 0800 - Street Surplus (Deficit):</b>	<b>-460,166.04</b>	<b>-1,985,170.48</b>	<b>-165,174.26</b>	<b>-304,981.16</b>	<b>1,680,189.32</b>	<b>84.64%</b>
<b>Fund: 080 - Street Fund Surplus (Deficit):</b>	<b>-1,074,469.91</b>	<b>-2,676,618.91</b>	<b>-208,545.78</b>	<b>-411,415.52</b>	<b>2,265,203.39</b>	<b>84.63%</b>
<b>Fund: 110 - Special Redemp - 2016 Bond</b>						
<b>Department: 0100 - Administration</b>						
<b>Revenue</b>						
R62 - Intergovernmental Tsfrs	0.00	0.00	2,499.82	7,567.50	7,567.50	0.00%
R85 - Interest Revenue	0.00	0.00	65.75	173.67	173.67	0.00%
<b>Revenue Total:</b>	<b>0.00</b>	<b>0.00</b>	<b>2,565.57</b>	<b>7,741.17</b>	<b>7,741.17</b>	<b>0.00%</b>
<b>Department: 0100 - Administration Total:</b>	<b>0.00</b>	<b>0.00</b>	<b>2,565.57</b>	<b>7,741.17</b>	<b>7,741.17</b>	<b>0.00%</b>
<b>Fund: 110 - Special Redemp - 2016 Bond Total:</b>	<b>0.00</b>	<b>0.00</b>	<b>2,565.57</b>	<b>7,741.17</b>	<b>7,741.17</b>	<b>0.00%</b>
<b>Fund: 113 - Debt Service Reserve Fund</b>						
<b>Department: 0100 - Administration</b>						
<b>Revenue</b>						
R85 - Interest Revenue	0.00	0.00	2,499.82	7,567.50	7,567.50	0.00%
<b>Revenue Total:</b>	<b>0.00</b>	<b>0.00</b>	<b>2,499.82</b>	<b>7,567.50</b>	<b>7,567.50</b>	<b>0.00%</b>

**Budget Report**

**For Fiscal: 2023 Period Ending: 03/31/2023**

Category	Original Total Budget	Current Total Budget	Period Activity	Fiscal Activity	Variance Favorable (Unfavorable)	Percent Remaining
<b>Expense</b>						
E62 - Intergovernmental Tsfr	0.00	0.00	2,499.82	7,567.50	-7,567.50	0.00%
<b>Expense Total:</b>	<b>0.00</b>	<b>0.00</b>	<b>2,499.82</b>	<b>7,567.50</b>	<b>-7,567.50</b>	<b>0.00%</b>
<b>Department: 0100 - Administration Surplus (Deficit):</b>	<b>0.00</b>	<b>0.00</b>	<b>0.00</b>	<b>0.00</b>	<b>0.00</b>	<b>0.00%</b>
<b>Fund: 113 - Debt Service Reserve Fund Surplus (Deficit):</b>	<b>0.00</b>	<b>0.00</b>	<b>0.00</b>	<b>0.00</b>	<b>0.00</b>	<b>0.00%</b>
<b>Fund: 114 - 2016 Bond Fund</b>						
<b>Department: 0100 - Administration</b>						
<b>Revenue</b>						
R10 - Taxes - Sales	0.00	0.00	241,414.03	801,984.16	801,984.16	0.00%
<b>Revenue Total:</b>	<b>0.00</b>	<b>0.00</b>	<b>241,414.03</b>	<b>801,984.16</b>	<b>801,984.16</b>	<b>0.00%</b>
<b>Department: 0100 - Administration Total:</b>	<b>0.00</b>	<b>0.00</b>	<b>241,414.03</b>	<b>801,984.16</b>	<b>801,984.16</b>	<b>0.00%</b>
<b>Department: 0400 - Parks</b>						
<b>Revenue</b>						
R85 - Interest Revenue	0.00	0.00	3,945.51	9,416.29	9,416.29	0.00%
<b>Revenue Total:</b>	<b>0.00</b>	<b>0.00</b>	<b>3,945.51</b>	<b>9,416.29</b>	<b>9,416.29</b>	<b>0.00%</b>
<b>Department: 0400 - Parks Total:</b>	<b>0.00</b>	<b>0.00</b>	<b>3,945.51</b>	<b>9,416.29</b>	<b>9,416.29</b>	<b>0.00%</b>
<b>Fund: 114 - 2016 Bond Fund Total:</b>	<b>0.00</b>	<b>0.00</b>	<b>245,359.54</b>	<b>811,400.45</b>	<b>811,400.45</b>	<b>0.00%</b>
<b>Fund: 167 - 2022 Amend 78</b>						
<b>Department: 0100 - Administration</b>						
<b>Revenue</b>						
R10 - Taxes - Sales	0.00	0.00	-40,200.00	-40,200.00	-40,200.00	0.00%
<b>Revenue Total:</b>	<b>0.00</b>	<b>0.00</b>	<b>-40,200.00</b>	<b>-40,200.00</b>	<b>-40,200.00</b>	<b>0.00%</b>
<b>Department: 0100 - Administration Total:</b>	<b>0.00</b>	<b>0.00</b>	<b>-40,200.00</b>	<b>-40,200.00</b>	<b>-40,200.00</b>	<b>0.00%</b>
<b>Fund: 167 - 2022 Amend 78 Total:</b>	<b>0.00</b>	<b>0.00</b>	<b>-40,200.00</b>	<b>-40,200.00</b>	<b>-40,200.00</b>	<b>0.00%</b>
<b>Fund: 185 - Street Bond 2016 DS</b>						
<b>Department: 0800 - Street</b>						
<b>Revenue</b>						
R62 - Intergovernmental Tsfrs	0.00	0.00	52,973.08	161,838.42	161,838.42	0.00%
R85 - Interest Revenue	0.00	0.00	50.64	2,743.48	2,743.48	0.00%
<b>Revenue Total:</b>	<b>0.00</b>	<b>0.00</b>	<b>53,023.72</b>	<b>164,581.90</b>	<b>164,581.90</b>	<b>0.00%</b>
<b>Expense</b>						
E72 - Bond Expense	0.00	0.00	83.33	507,471.87	-507,471.87	0.00%
<b>Expense Total:</b>	<b>0.00</b>	<b>0.00</b>	<b>83.33</b>	<b>507,471.87</b>	<b>-507,471.87</b>	<b>0.00%</b>
<b>Department: 0800 - Street Surplus (Deficit):</b>	<b>0.00</b>	<b>0.00</b>	<b>52,940.39</b>	<b>-342,889.97</b>	<b>-342,889.97</b>	<b>0.00%</b>
<b>Fund: 185 - Street Bond 2016 DS Surplus (Deficit):</b>	<b>0.00</b>	<b>0.00</b>	<b>52,940.39</b>	<b>-342,889.97</b>	<b>-342,889.97</b>	<b>0.00%</b>
<b>Fund: 186 - Street Bond 2016 DSR</b>						
<b>Department: 0800 - Street</b>						
<b>Revenue</b>						
R85 - Interest Revenue	0.00	0.00	1,070.33	3,175.62	3,175.62	0.00%
<b>Revenue Total:</b>	<b>0.00</b>	<b>0.00</b>	<b>1,070.33</b>	<b>3,175.62</b>	<b>3,175.62</b>	<b>0.00%</b>
<b>Expense</b>						
E62 - Intergovernmental Tsfr	0.00	0.00	0.00	2,105.29	-2,105.29	0.00%
<b>Expense Total:</b>	<b>0.00</b>	<b>0.00</b>	<b>0.00</b>	<b>2,105.29</b>	<b>-2,105.29</b>	<b>0.00%</b>
<b>Department: 0800 - Street Surplus (Deficit):</b>	<b>0.00</b>	<b>0.00</b>	<b>1,070.33</b>	<b>1,070.33</b>	<b>1,070.33</b>	<b>0.00%</b>
<b>Fund: 186 - Street Bond 2016 DSR Surplus (Deficit):</b>	<b>0.00</b>	<b>0.00</b>	<b>1,070.33</b>	<b>1,070.33</b>	<b>1,070.33</b>	<b>0.00%</b>
<b>Fund: 187 - 2016 Street Construction Fund</b>						
<b>Department: 0800 - Street</b>						
<b>Revenue</b>						
R85 - Interest Revenue	0.00	0.00	0.00	17,427.49	17,427.49	0.00%
<b>Revenue Total:</b>	<b>0.00</b>	<b>0.00</b>	<b>0.00</b>	<b>17,427.49</b>	<b>17,427.49</b>	<b>0.00%</b>

**Budget Report**

For Fiscal: 2023 Period Ending: 03/31/2023

Category	Original Total Budget	Current Total Budget	Period Activity	Fiscal Activity	Variance Favorable (Unfavorable)	Percent Remaining
<b>Expense</b>						
E90 - Construction Projects	0.00	0.00	600,527.64	1,188,698.69	-1,188,698.69	0.00%
<b>Expense Total:</b>	<b>0.00</b>	<b>0.00</b>	<b>600,527.64</b>	<b>1,188,698.69</b>	<b>-1,188,698.69</b>	<b>0.00%</b>
<b>Department: 0800 - Street Surplus (Deficit):</b>	<b>0.00</b>	<b>0.00</b>	<b>-600,527.64</b>	<b>-1,171,271.20</b>	<b>-1,171,271.20</b>	<b>0.00%</b>
<b>Fund: 187 - 2016 Street Construction Fund Surplus (Deficit):</b>	<b>0.00</b>	<b>0.00</b>	<b>-600,527.64</b>	<b>-1,171,271.20</b>	<b>-1,171,271.20</b>	<b>0.00%</b>
<b>Fund: 500 - Water Fund</b>						
<b>Department: 0140 - Stormwater</b>						
<b>Revenue</b>						
R50 - Sale of Services	308,000.00	308,000.00	27,564.00	79,154.00	-228,846.00	74.30%
<b>Revenue Total:</b>	<b>308,000.00</b>	<b>308,000.00</b>	<b>27,564.00</b>	<b>79,154.00</b>	<b>-228,846.00</b>	<b>74.30%</b>
<b>Expense</b>						
E62 - Intergovernmental Tsfr	308,000.00	308,000.00	0.00	0.00	308,000.00	100.00%
<b>Expense Total:</b>	<b>308,000.00</b>	<b>308,000.00</b>	<b>0.00</b>	<b>0.00</b>	<b>308,000.00</b>	<b>100.00%</b>
<b>Department: 0140 - Stormwater Surplus (Deficit):</b>	<b>0.00</b>	<b>0.00</b>	<b>27,564.00</b>	<b>79,154.00</b>	<b>79,154.00</b>	<b>0.00%</b>
<b>Department: 0900 - Water</b>						
<b>Revenue</b>						
R50 - Sale of Services	5,121,722.00	5,121,722.00	318,096.95	1,055,083.54	-4,066,638.46	79.40%
R60 - Miscellaneous Revenue	35,000.00	35,000.00	0.00	127.58	-34,872.42	99.64%
R62 - Intergovernmental Tsfrs	0.00	0.00	3,000.00	17,270.00	17,270.00	0.00%
<b>Revenue Total:</b>	<b>5,156,722.00</b>	<b>5,156,722.00</b>	<b>321,096.95</b>	<b>1,072,481.12</b>	<b>-4,084,240.88</b>	<b>79.20%</b>
<b>Expense</b>						
E01 - Personnel Expense	1,374,320.65	1,389,392.65	125,874.70	314,666.03	1,074,726.62	77.35%
E10 - Building & Grounds Exp	115,300.00	115,300.00	3,405.81	9,830.10	105,469.90	91.47%
E20 - Vehicle Expense	104,100.00	104,600.00	5,654.77	25,394.27	79,205.73	75.72%
E30 - Supply Expense	1,376,400.00	1,376,400.00	107,092.33	332,363.77	1,044,036.23	75.85%
E40 - Operations Expense	467,543.00	465,360.00	37,295.22	118,522.20	346,837.80	74.53%
E55 - Professional Services	84,800.00	84,800.00	99.38	3,758.80	81,041.20	95.57%
E60 - Miscellaneous Expense	62,610.00	61,610.00	4,765.19	11,978.84	49,631.16	80.56%
E62 - Intergovernmental Tsfr	35,000.00	35,000.00	14,792.06	47,675.49	-12,675.49	-36.22%
E72 - Bond Expense	31,983.96	31,983.96	3,558.52	10,675.56	21,308.40	66.62%
E80 - Fixed Assets	650,000.00	4,035,695.03	877,809.81	2,087,955.51	1,947,739.52	48.26%
E85 - Interest Expense	87,589.00	87,589.00	6,368.94	19,106.82	68,482.18	78.19%
<b>Expense Total:</b>	<b>4,389,646.61</b>	<b>7,787,730.64</b>	<b>1,186,716.73</b>	<b>2,981,927.39</b>	<b>4,805,803.25</b>	<b>61.71%</b>
<b>Department: 0900 - Water Surplus (Deficit):</b>	<b>767,075.39</b>	<b>-2,631,008.64</b>	<b>-865,619.78</b>	<b>-1,909,446.27</b>	<b>721,562.37</b>	<b>27.43%</b>
<b>Department: 0950 - Wastewater</b>						
<b>Revenue</b>						
R50 - Sale of Services	5,577,537.00	5,577,537.00	422,267.78	1,350,637.46	-4,226,899.54	75.78%
R60 - Miscellaneous Revenue	50,100.00	50,100.00	7,000.00	14,000.00	-36,100.00	72.06%
<b>Revenue Total:</b>	<b>5,627,637.00</b>	<b>5,627,637.00</b>	<b>429,267.78</b>	<b>1,364,637.46</b>	<b>-4,262,999.54</b>	<b>75.75%</b>
<b>Expense</b>						
E62 - Intergovernmental Tsfr	4,114,000.00	4,114,000.00	400,427.19	1,282,470.73	2,831,529.27	68.83%
<b>Expense Total:</b>	<b>4,114,000.00</b>	<b>4,114,000.00</b>	<b>400,427.19</b>	<b>1,282,470.73</b>	<b>2,831,529.27</b>	<b>68.83%</b>
<b>Department: 0950 - Wastewater Surplus (Deficit):</b>	<b>1,513,637.00</b>	<b>1,513,637.00</b>	<b>28,840.59</b>	<b>82,166.73</b>	<b>-1,431,470.27</b>	<b>94.57%</b>
<b>Fund: 500 - Water Fund Surplus (Deficit):</b>	<b>2,280,712.39</b>	<b>-1,117,371.64</b>	<b>-809,215.19</b>	<b>-1,748,125.54</b>	<b>-630,753.90</b>	<b>-56.45%</b>
<b>Fund: 510 - Wastewater Fund</b>						
<b>Department: 0900 - Water</b>						
<b>Expense</b>						
E60 - Miscellaneous Expense	0.00	0.00	-65.90	0.00	0.00	0.00%
<b>Expense Total:</b>	<b>0.00</b>	<b>0.00</b>	<b>-65.90</b>	<b>0.00</b>	<b>0.00</b>	<b>0.00%</b>
<b>Department: 0900 - Water Total:</b>	<b>0.00</b>	<b>0.00</b>	<b>-65.90</b>	<b>0.00</b>	<b>0.00</b>	<b>0.00%</b>



**Budget Report**

For Fiscal: 2023 Period Ending: 03/31/2023

Category	Original Total Budget	Current Total Budget	Period Activity	Fiscal Activity	Variance Favorable (Unfavorable)	Percent Remaining
<b>Department: 0950 - Wastewater</b>						
<b>Revenue</b>						
R62 - Intergovernmental Tsfrs	4,064,000.00	4,064,000.00	400,427.19	1,282,470.73	-2,781,529.27	68.44%
<b>Revenue Total:</b>	<b>4,064,000.00</b>	<b>4,064,000.00</b>	<b>400,427.19</b>	<b>1,282,470.73</b>	<b>-2,781,529.27</b>	<b>68.44%</b>
<b>Expense</b>						
E01 - Personnel Expense	2,045,541.24	2,047,541.24	183,387.56	502,254.34	1,545,286.90	75.47%
E10 - Building & Grounds Exp	617,768.00	715,268.00	48,226.02	171,917.50	543,350.50	75.96%
E20 - Vehicle Expense	162,300.00	166,820.07	15,139.09	49,570.07	117,250.00	70.29%
E30 - Supply Expense	483,200.00	483,200.00	45,153.23	132,350.40	350,849.60	72.61%
E40 - Operations Expense	57,963.00	55,780.00	50.91	7,826.60	47,953.40	85.97%
E55 - Professional Services	109,600.00	109,600.00	1,677.25	9,265.31	100,334.69	91.55%
E60 - Miscellaneous Expense	74,240.00	74,240.00	4,652.12	9,897.69	64,342.31	86.67%
E62 - Intergovernmental Tsfr	120,000.00	120,000.00	21,075.12	67,498.46	52,501.54	43.75%
E72 - Bond Expense	172,838.47	66,999.47	4,792.88	14,378.64	52,620.83	78.54%
E80 - Fixed Assets	2,922,000.00	4,066,874.58	215,123.37	285,804.14	3,781,070.44	92.97%
E85 - Interest Expense	87,589.00	87,589.00	20,137.46	34,726.90	52,862.10	60.35%
<b>Expense Total:</b>	<b>6,853,039.71</b>	<b>7,993,912.36</b>	<b>559,415.01</b>	<b>1,285,490.05</b>	<b>6,708,422.31</b>	<b>83.92%</b>
<b>Department: 0950 - Wastewater Surplus (Deficit):</b>	<b>-2,789,039.71</b>	<b>-3,929,912.36</b>	<b>-158,987.82</b>	<b>-3,019.32</b>	<b>3,926,893.04</b>	<b>99.92%</b>
<b>Fund: 510 - Wastewater Fund Surplus (Deficit):</b>	<b>-2,789,039.71</b>	<b>-3,929,912.36</b>	<b>-158,921.92</b>	<b>-3,019.32</b>	<b>3,926,893.04</b>	<b>99.92%</b>
<b>Fund: 515 - Stormwater Utility Fund</b>						
<b>Department: 0140 - Stormwater</b>						
<b>Revenue</b>						
R60 - Miscellaneous Revenue	0.00	0.00	0.00	860,536.60	860,536.60	0.00%
<b>Revenue Total:</b>	<b>0.00</b>	<b>0.00</b>	<b>0.00</b>	<b>860,536.60</b>	<b>860,536.60</b>	<b>0.00%</b>
<b>Expense</b>						
E80 - Fixed Assets	0.00	2,938,322.25	220,493.30	864,372.45	2,073,949.80	70.58%
<b>Expense Total:</b>	<b>0.00</b>	<b>2,938,322.25</b>	<b>220,493.30</b>	<b>864,372.45</b>	<b>2,073,949.80</b>	<b>70.58%</b>
<b>Department: 0140 - Stormwater Surplus (Deficit):</b>	<b>0.00</b>	<b>-2,938,322.25</b>	<b>-220,493.30</b>	<b>-3,835.85</b>	<b>2,934,486.40</b>	<b>99.87%</b>
<b>Fund: 515 - Stormwater Utility Fund Surplus (Deficit):</b>	<b>0.00</b>	<b>-2,938,322.25</b>	<b>-220,493.30</b>	<b>-3,835.85</b>	<b>2,934,486.40</b>	<b>99.87%</b>
<b>Fund: 525 - Depreciation - WW</b>						
<b>Department: 0950 - Wastewater</b>						
<b>Revenue</b>						
R62 - Intergovernmental Tsfrs	217,000.00	217,000.00	35,867.18	115,173.95	-101,826.05	46.92%
<b>Revenue Total:</b>	<b>217,000.00</b>	<b>217,000.00</b>	<b>35,867.18</b>	<b>115,173.95</b>	<b>-101,826.05</b>	<b>46.92%</b>
<b>Department: 0950 - Wastewater Total:</b>	<b>217,000.00</b>	<b>217,000.00</b>	<b>35,867.18</b>	<b>115,173.95</b>	<b>-101,826.05</b>	<b>46.92%</b>
<b>Fund: 525 - Depreciation - WW Total:</b>	<b>217,000.00</b>	<b>217,000.00</b>	<b>35,867.18</b>	<b>115,173.95</b>	<b>-101,826.05</b>	<b>46.92%</b>
<b>Fund: 550 - Impact - Water</b>						
<b>Department: 0900 - Water</b>						
<b>Revenue</b>						
R62 - Intergovernmental Tsfrs	35,000.00	35,000.00	1,200.00	1,200.00	-33,800.00	96.57%
<b>Revenue Total:</b>	<b>35,000.00</b>	<b>35,000.00</b>	<b>1,200.00</b>	<b>1,200.00</b>	<b>-33,800.00</b>	<b>96.57%</b>
<b>Department: 0900 - Water Total:</b>	<b>35,000.00</b>	<b>35,000.00</b>	<b>1,200.00</b>	<b>1,200.00</b>	<b>-33,800.00</b>	<b>96.57%</b>
<b>Fund: 550 - Impact - Water Total:</b>	<b>35,000.00</b>	<b>35,000.00</b>	<b>1,200.00</b>	<b>1,200.00</b>	<b>-33,800.00</b>	<b>96.57%</b>
<b>Fund: 555 - Impact - WW</b>						
<b>Department: 0950 - Wastewater</b>						
<b>Revenue</b>						
R62 - Intergovernmental Tsfrs	50,000.00	50,000.00	0.00	0.00	-50,000.00	100.00%
<b>Revenue Total:</b>	<b>50,000.00</b>	<b>50,000.00</b>	<b>0.00</b>	<b>0.00</b>	<b>-50,000.00</b>	<b>100.00%</b>
<b>Department: 0950 - Wastewater Total:</b>	<b>50,000.00</b>	<b>50,000.00</b>	<b>0.00</b>	<b>0.00</b>	<b>-50,000.00</b>	<b>100.00%</b>
<b>Fund: 555 - Impact - WW Total:</b>	<b>50,000.00</b>	<b>50,000.00</b>	<b>0.00</b>	<b>0.00</b>	<b>-50,000.00</b>	<b>100.00%</b>

Budget Report

For Fiscal: 2023 Period Ending: 03/31/2023

Category	Original Total Budget	Current Total Budget	Period Activity	Fiscal Activity	Variance Favorable (Unfavorable)	Percent Remaining
<b>Fund: 604 - W/WW Ref Rev 2017 Bd Fr</b>						
<b>Department: 0000 - Administration</b>						
<b>Revenue</b>						
R62 - Intergovernmental Tsfrs	0.00	0.00	19,775.11	79,100.44	79,100.44	0.00%
R85 - Interest Revenue	0.00	0.00	57.03	119.28	119.28	0.00%
<b>Revenue Total:</b>	<b>0.00</b>	<b>0.00</b>	<b>19,832.14</b>	<b>79,219.72</b>	<b>79,219.72</b>	<b>0.00%</b>
<b>Expense</b>						
E72 - Bond Expense	0.00	0.00	166.67	500.01	-500.01	0.00%
<b>Expense Total:</b>	<b>0.00</b>	<b>0.00</b>	<b>166.67</b>	<b>500.01</b>	<b>-500.01</b>	<b>0.00%</b>
<b>Department: 0000 - Administration Surplus (Deficit):</b>	<b>0.00</b>	<b>0.00</b>	<b>19,665.47</b>	<b>78,719.71</b>	<b>78,719.71</b>	<b>0.00%</b>
<b>Fund: 604 - W/WW Ref Rev 2017 Bd Fr Surplus (Deficit):</b>	<b>0.00</b>	<b>0.00</b>	<b>19,665.47</b>	<b>78,719.71</b>	<b>78,719.71</b>	<b>0.00%</b>
<b>Fund: 606 - W/WW Ref Rev Bonds 2017 DSR</b>						
<b>Department: 0000 - Administration</b>						
<b>Revenue</b>						
R85 - Interest Revenue	0.00	0.00	868.42	2,568.31	2,568.31	0.00%
<b>Revenue Total:</b>	<b>0.00</b>	<b>0.00</b>	<b>868.42</b>	<b>2,568.31</b>	<b>2,568.31</b>	<b>0.00%</b>
<b>Department: 0000 - Administration Total:</b>	<b>0.00</b>	<b>0.00</b>	<b>868.42</b>	<b>2,568.31</b>	<b>2,568.31</b>	<b>0.00%</b>
<b>Fund: 606 - W/WW Ref Rev Bonds 2017 DSR Total:</b>	<b>0.00</b>	<b>0.00</b>	<b>868.42</b>	<b>2,568.31</b>	<b>2,568.31</b>	<b>0.00%</b>
<b>Fund: 700 - A/P Tax Commission</b>						
<b>Department: 0150 - A/P Tax Commission</b>						
<b>Revenue</b>						
R85 - Interest Revenue	0.00	0.00	15.95	54.68	54.68	0.00%
<b>Revenue Total:</b>	<b>0.00</b>	<b>0.00</b>	<b>15.95</b>	<b>54.68</b>	<b>54.68</b>	<b>0.00%</b>
<b>Expense</b>						
E60 - Miscellaneous Expense	0.00	0.00	0.00	212,898.04	-212,898.04	0.00%
<b>Expense Total:</b>	<b>0.00</b>	<b>0.00</b>	<b>0.00</b>	<b>212,898.04</b>	<b>-212,898.04</b>	<b>0.00%</b>
<b>Department: 0150 - A/P Tax Commission Surplus (Deficit):</b>	<b>0.00</b>	<b>0.00</b>	<b>15.95</b>	<b>-212,843.36</b>	<b>-212,843.36</b>	<b>0.00%</b>
<b>Fund: 700 - A/P Tax Commission Surplus (Deficit):</b>	<b>0.00</b>	<b>0.00</b>	<b>15.95</b>	<b>-212,843.36</b>	<b>-212,843.36</b>	<b>0.00%</b>
<b>Report Surplus (Deficit):</b>	<b>-614,794.99</b>	<b>-11,053,281.82</b>	<b>-2,294,486.17</b>	<b>-4,165,344.91</b>	<b>6,887,936.91</b>	<b>62.32%</b>

## Fund Summary

Fund	Original Total Budget	Current Total Budget	Period Activity	Fiscal Activity	Variance Favorable (Unfavorable)
001 - General Fund	160,002.44	-1,162,354.41	-577,700.79	-709,912.44	452,441.97
002 - Sales Tax Fund	0.00	0.00	-43,005.93	26,466.32	26,466.32
003 - Franchise Fees Fund	505,999.80	505,999.80	91,752.20	267,707.83	-238,291.97
005 - Designated Tax Fund	0.00	0.00	-43,005.93	26,466.32	26,466.32
007 - Investment Account	0.00	0.00	9,493.16	-840,956.26	-840,956.26
020 - Animal Control Donation	0.00	0.00	0.00	0.00	0.00
030 - Act 1256 of 1995 Court	0.00	0.00	-32.94	0.00	0.00
031 - Act 1809 of 2001 Court Autc	0.00	0.00	2,810.00	97.12	97.12
045 - Park 1/8 SalesTax O & M	0.00	0.00	-5,375.49	3,309.04	3,309.04
051 - Act 833 of 1991 Fire	0.00	-36,702.05	-36,702.05	-37,361.30	-659.25
055 - Fire 3/8 SalesTax	0.00	0.00	-16,127.48	9,924.10	9,924.10
061 - Act 918 of 1983 Police	0.00	0.00	1,342.64	4,027.92	4,027.92
062 - Act 988 of 1991 Emerg Veh	0.00	0.00	416.97	611.97	611.97
066 - Federal Drug Control	0.00	0.00	0.25	0.73	0.73
068 - State Drug Control	0.00	0.00	0.20	0.58	0.58
080 - Street Fund	-1,074,469.91	-2,676,618.91	-208,545.78	-411,415.52	2,265,203.39
110 - Special Redemp - 2016 Bonc	0.00	0.00	2,565.57	7,741.17	7,741.17
113 - Debt Service Reserve Fund	0.00	0.00	0.00	0.00	0.00
114 - 2016 Bond Fund	0.00	0.00	245,359.54	811,400.45	811,400.45
167 - 2022 Amend 78	0.00	0.00	-40,200.00	-40,200.00	-40,200.00
185 - Street Bond 2016 DS	0.00	0.00	52,940.39	-342,889.97	-342,889.97
186 - Street Bond 2016 DSR	0.00	0.00	1,070.33	1,070.33	1,070.33
187 - 2016 Street Construction Fu	0.00	0.00	-600,527.64	-1,171,271.20	-1,171,271.20
500 - Water Fund	2,280,712.39	-1,117,371.64	-809,215.19	-1,748,125.54	-630,753.90
510 - Wastewater Fund	-2,789,039.71	-3,929,912.36	-158,921.92	-3,019.32	3,926,893.04
515 - Stormwater Utility Fund	0.00	-2,938,322.25	-220,493.30	-3,835.85	2,934,486.40
525 - Depreciation - WW	217,000.00	217,000.00	35,867.18	115,173.95	-101,826.05
550 - Impact - Water	35,000.00	35,000.00	1,200.00	1,200.00	-33,800.00
555 - Impact - WW	50,000.00	50,000.00	0.00	0.00	-50,000.00
604 - W/WW Ref Rev 2017 Bd Fr	0.00	0.00	19,665.47	78,719.71	78,719.71
606 - W/WW Ref Rev Bonds 2017	0.00	0.00	868.42	2,568.31	2,568.31
700 - A/P Tax Commission	0.00	0.00	15.95	-212,843.36	-212,843.36
<b>Report Surplus (Deficit):</b>	<b>-614,794.99</b>	<b>-11,053,281.82</b>	<b>-2,294,486.17</b>	<b>-4,165,344.91</b>	<b>6,887,936.91</b>