



Bryant City Council

Boswell Municipal Complex - City Hall Court Room

210 SW 3rd Street

YouTube: <https://www.youtube.com/c/bryantarkansas>

Date: June 27, 2023 - **Time:** 6:30 PM

Invocation

Pledge of Allegiance

Call to Order

Approval of Minutes

1. May 2023 Council Meeting - Unapproved minutes

- [Unapproved May 30 2023 City Council Meeting.docx.pdf](#)

Presentations and Announcements

Director's Report

Public Comments

Old Business

Public Works

2. Amend Leak Adjustment Ordinance - Leak Adjustment Policy Amendment

Leak Adjustment Ordinance was previously approved, Ordinance needs to be amended and emergency clause added.

- [Water Leakage Ordinance .docx \(3\).pdf](#)
- [Updated Leak Adjustment Policy.docx.pdf](#)

New Business

Finance

3. May 2023 ending Financial Report

Approval and Acceptance of the May 2023 ending financial report, see attached.

- [06.13.23 May Ending Financial Report.pdf](#)

4. Budget Adjustments - Resolution to Amend City Budget

A Resolution to amend the city budget for ending December 31, 2023, see attached.

- [06.27.23 BA Res for June 2023.pdf](#)

5. Annual Millage Rate Decision - Ordinance to adopt the Millage rate for real and personal property for 2024.

Ordinances to adopt a millage rates for 2024 for both real and personal property, see attached.

- [06.27.23 Mills Ordinances - Real and Personal.pdf](#)

City Attorney

6. Ordinance for Hyperfiber - Non-exclusive franchise

AN ORDINANCE GRANTING A NON-EXCLUSIVE FRANCHISE TO HYPERFIBER OF ARKANSAS, LLC; AND ASSIGN A NON-EXCLUSIVE FRANCHISE TO PROVIDE AND MAINTAIN HIGH-BANDWIDTH, FIBER-BASED COMMUNICATIONS NETWORKS AND SERVICES WITHIN THE CITY OF BRYANT; ESTABLISHING FRANCHISE FEES TO BE PAID; AND FOR OTHER PURPOSES.

- [Franchise agreement btw COB and HyperFiber of Arkansas LLC.docx.pdf](#)

7. A&P Decision for Special Election November 14, 2023 - Ordinance to allow for a special election for an A&P Tax in Bryant.

An Ordinance to call for a Special Election on November 14, 2023 for an A&P tax in the city of Bryant, AR, see attached.

- [ap_ordinance_with_vote_to_people_-draft_3--docx.pdf](#)

Public Works

8. Gov Deals - Disposal of Equipment

Resolution to sell PW Equipment on Gov Deals.

- [GovDeals Resolution.pdf](#)

9. Hilldale Road Overlay - Asphalt Work for Hilldale Road

Contract over \$35,000 to mill and overlay Hilldale Road from Highway 5 to Round -a- Bout

- [City of Bryant- Hilldale Rd Quote.pdf](#)

10. Springhill and Hilldale Road Overlays - Re-Stripe of Springill Road

Contract over \$35,000 for thermoplastic striping of Springhill road overlay

- [springhill_striping_quote.pdf](#)

Council Comments

Mayor Comments

Adjournments

Bryant City Council City Council Meeting May 30, 2023 - 6:30 PM

Boswell Municipal Complex - City Hall Court Room
210 SW 3rd Street Bryant, Arkansas

YouTube: <https://www.youtube.com/c/bryantarkansas>

UNAPPROVED MINUTES

Prior to the Council Meeting, a prayer was given by Council Member Roedel who also led the Pledge of Allegiance to the Flag.

Call to Order - Mayor Scott at 6:30 pm

Roll Call – Council Members Present: Jason Brown, Star Henson, Jon Martin, Lisa Meyer, Jack Moseley, Jordan O’Roark, Wade Permenter, and Rob Roedel. City Clerk Mark Smith and City Attorney Ashley Clancy were also present. Quorum Present.

APPROVAL OF MINUTES

- 1. Approval of the April 25, 2022 Regular Council Meeting Minutes** [YT 1:55]
Motion to approve - Council Member Meyer, Second - Council Member Henson.
Voice Vote. Motion Passed 8-0.
- 2. Approval of the May 1, 2022 Special Council Meeting Minutes** [YT 2:15]
Motion to approve - Council Member Martin, Second - Council Member Permenter.
Voice Vote. Motion Passed 8-0.

DIRECTORS REPORTS

- 3. Engineering - Stormwater Status** by City Engineer Ted Taylor [YT 2:50]
Engineer Taylor presented and explained the Engineering and Construction Stormwater Projects for Public Works handout as well as the hierarchy for working on these projects. He reviewed completed and anticipated projects. Discussion followed.
Council Member Meyer asked the Mayor to place the Raymar/Lacross properties that have had flooding issues back on the work schedule. The Mayor agreed to place the project on the work schedule.
Council Member Permenter asked for an update on the Suncrest/Robinwood project. Engineer Taylor explained that work continues to align the sewer pipes and then work to reroute the outflow from one lift station that contributes to the flow in the Suncrest/Robinwood neighborhood.

PUBLIC COMMENTS

Joseph McIntyre- Raymar Road regarding flooding in his neighborhood and city employees asleep on the job site. [YT 17:45]

NEW BUSINESS

Finance – presented by Joy Black, Director of Finance

- 4. Monthly Finance Report** – Monthly Report ending April, 2023 [YT 21:10]
Presentation and Approval of the March, 2023 City Financial Report.
Motion to approve - Council Member Permenter, Second - Council Member Henson.
Voice Vote. Motion Passed 8-0.

Animal Control – presented by Tricia Power, Director

- 5. Resolution to Approve Budget Adjustment** - Amend 2023 Budget [YT 24:40]
Resolution to approve a budget adjustment to replace an air conditioner unit at the animal shelter.
Director Power explained that the large air conditioner at the shelter needs to be replaced. Discussion followed.
Motion to approve - Council Member Martin, Second - Council Member Roedel.
Voice Vote. Motion Passed 8-0.
 RESOLUTION 2023-12

Council

- 6. Resolution to Review Contracts** – Sponsored by Council Member Meyer [YT 29:55]
A resolution for City Council to review all contracts with a value of thirty-five thousand dollars and above.
Motion to approve by Council Member Henson, Second by Council Member O’Roark.
Voice Vote. Motion Passed 8-0.
 RESOLUTION 2023-13

Parks and Recreation – presented by Chris Treat, Director

- 7. Barracudas Use Agreement** [YT 31:00]
Director Treat explained that there was little change in this year’s agreement.
Motion to approve - Council Member Roedel, Second - Council Member Meyer.
Voice Vote. Motion Passed 8-0.

Public Works – presented by Tim Fournier, Director

- 8. Generator Maintenance - Contracts** [YT 31:55]
Renew contracts with Clifford Power for Public Works generators.
Motion to approve - Council Member Permenter, Second - Council Member Martin.

Voice Vote. Motion Passed 8-0.

9. Asphalt work - Cranford Construction Company

[YT 33:20]

Mill and pave Wilkerson Road.

Motion to approve - Council Member Roedel, Second - Council Member Meyer.

Voice Vote. Motion Passed 8-0.

10. Delayed Payment Agreement/Leak Adjustment Policy - Change four [YT 34:20]

months to pay limit for both

Delayed Payment Agreement gives customers four months to pay. This change will adjust Leak Adjustment policy to the same four month limit.

Motion to approve - Council Member Martin, Second - Council Member Moseley.

Voice Vote. Motion Passed 8-0.

11. Water Shed Protection Fee - Amend Ordinance

[YT 35:20]

AN ORDINANCE AMENDING ORDINANCE 2009-07 TO REFLECT CURRENT WATERSHED PROTECTION FEE PAYABLE TO CENTRAL ARKANSAS WATER

Motion to suspend the rules and read 1st, 2nd, and 3rd reading by title only - Council Member Meyer, Second - Council Member Permenter.

Voice vote. Motion Passed 8-0. Ordinance title read by Mayor Scott.

Motion to adopt - Council Member Permenter, Second - Council Member Henson.

Roll Call Vote. YES: Brown, Henson, Martin, Meyer, Moseley, O'Roark, Permenter, Roedel. Motion Passed 8-0.

Motion to approve Emergency Clause - Council Member Roedel, Second - Council Member Martin.

Roll Call Vote. YES: Brown, Henson, Martin, Meyer, Moseley, O'Roark, Permenter, Roedel. Motion Passed 8-0.

ORDINANCE 2023-09

12. Meter Deposit - Amend Ordinance

[YT 38:05]

AN ORDINANCE AMENDING ORDINANCE 2009-13 TO INCREASE WATER METER DEPOSITS AND FOR OTHER PURPOSES

Director Fournier explained that the new meters are more expensive than the old model. This change will raise the deposit to \$110 for a residential 5/8" or 3/4" meter.

Motion to suspend the rules and read 1st, 2nd, and 3rd reading by title only - Council Member Roedel, Second - Council Member Permenter.

Voice vote. Motion Passed 8-0. Ordinance title read by Mayor Scott.

Motion to adopt - Council Member Permenter, Second - Council Member Henson.

Roll Call Vote. YES: Brown, Henson, Martin, Meyer, Moseley, O'Roark, Permenter, Roedel.

Motion Passed 8-0.

ORDINANCE 2023-10

13. Federal Safe Drinking Water Act Fee - Amend Ordinance [YT 40:25]

AN ORDINANCE AMENDING ORDINANCE 2007-34 TO REFLECT THE CURRENTLY CHARGED PER CONNECTION MONTHLY FEE PAYABLE TO THE ARKANSAS DEPARTMENT OF HEALTH AND HUMAN SERVICES AS REQUIRED BY STATE LAW

Motion to suspend the rules and read 1st, 2nd, and 3rd reading by title only - Council Member Martin, Second - Council Member Permenter.

Voice vote. Motion Passed 8-0. Ordinance title read by Mayor Scott.

Motion to adopt - Council Member Permenter, Second - Council Member O’Roark.

Roll Call Vote. YES: Brown, Henson, Martin, Meyer, Moseley, O’Roark, Permenter, Roedel. Motion Passed 8-0.

Motion to approve Emergency Clause - Council Member Roedel, Second - Council Member Henson.

Roll Call Vote. YES: Brown, Henson, Martin, Meyer, Moseley, O’Roark, Permenter, Roedel. Motion Passed 8-0.

□ **ORDINANCE 2023-11**

Council Comments [YT 42:25]

Council Member Martin thanked the Department Heads for their help gathering information on the tax proposals.

Mayor Comments [YT 43:10]

Council Workshop on possible tax proposals will be Wednesday, June 7, 2023 at 6 PM.

Adjournment

Motion to Adjourn by Council Member Permenter, second by Council Member Moseley.
Adjourned time: 7:14 PM

ORDINANCE NO. 2023- ____

AN ORDINANCE AUTHORIZING IMPLEMENTATION OF A POLICY GOVERNING
WATER LEAKAGE ADJUSTMENTS IN BRYANT, ARKANSAS

WHEREAS, the City of Bryant (“the City”) operates a water and wastewater utility system (“System”) in the City of Bryant; and

WHEREAS, the City is often faced with requests for billing adjustments from customers who experience high bills due to water leaks; and

WHEREAS, the City purchases water from Central Arkansas Water at a cost that must be recovered through water rates; and

WHEREAS, the City can provide some relief on high water and wastewater bills caused by water leakage; and

WHEREAS, the City desires to adopt and implement a policy that governs the circumstances under which water leakage adjustments may be provided.

NOW, THEREFORE, BE IT RESOLVED BY THE CITY COUNCIL OF BRYANT,
ARKANSAS THAT:

The Policy Governing Water Leakage Billing Adjustments (EXHIBIT A- attached) is hereby adopted by the City Council of the City of Bryant.

Section 1: Emergency Declared.

This Ordinance is necessary to preserve the public peace, health, safety and welfare, an emergency is declared to exist and this Ordinance shall be in full force and effect from and after the date of its passage.

PASSED AND APPROVED this _____ day of May, 2023.

APPROVED:

ATTEST:

Allen Scott, Mayor

Mark Smith, City Clerk

EXHIBIT A

City of Bryant Water and Wastewater Utilities

POLICY GOVERNING WATER LEAKAGE BILLING ADJUSTMENTS

Customers may qualify for bill adjustments to water and sewer charges when property-side leaks cause unusually high utility bills. The Customer Service Manager will provide a report to the Water and Sewer Advisory Committee each month detailing the leak adjustments under \$100 and a separate report detailing requests for adjustments over \$100.

ELIGIBILITY FOR ADJUSTMENTS

Each customer account is eligible to receive one adjustment to water and sewer charges during a 12-month period (except irrigation-dedicated water services which will be evaluated at a 24-month period) including indoor and outdoor leaks.

- Adjustments are made to the water and sewer portion of the bill only.
- Customers may request adjustments after leaks have been repaired.
- The Customer Service Manager is authorized to make adjustments up to \$100.
- Any requested adjustments over \$100 must appear before the Water And Sewer Advisory Committee for a decision on eligibility.
- Any City staff person will check the water meter to verify that the leak has been fixed. The Customer requesting an adjustment will be asked to confirm the leak and repair by signing a statement provided by the Water and Wastewater Department; and providing adequate documentation. (i.e. receipt of materials and/or services of repair).

EXCEPTIONS TO ADJUSTMENT POLICY

- Damages caused by leaks will not be assessed as part of the adjustment.
- Any plumber or contractor services associated with leak detection or repairs will not be assessed as part of the adjustment.
- No adjustments can be made to fees that are associated with meter, watershed, and taxes.
- Any customer may request verification of accuracy of their water meter by requesting a manufacturer's calibration test. However, should the meter's retested measurements indicate that the water used by the customer is at or below the measured reading, the customer will be responsible for all costs associated with removing, installing, and testing of the meter.

IDENTIFICATION OF ELIGIBLE PRIVATE SERVICE LEAKS

Private Service leaks may be identified by the Customer or by the Water and Wastewater Department.

- It is not the responsibility of the Water and Wastewater Department to monitor for customer leaks. However, if the Department does recognize the possible presence of a leak, the Customer will be advised in a timely manner. If the Customer is not home to notify in person, a notice will be posted on the Customer's door.
- When the Department does notify the Customer of the possible presence of a leak, the Customer must make reasonable efforts to locate the leak and initiate repairs within 30 days of notification.
- Water loss due to theft, vandalism, construction damage, or unintentional usage, such as being unaware of a garden hose or water tap running for an extended period of time, is ineligible for an adjustment. A signed statement from the Customer stating the cause of the leak of water loss will be required.

ADJUSTMENT

The method for adjusting the Customer utility bill after the leak has been repaired is:

- Customer Service will determine when the leak started and ended based on the water meter system data.
- An adjustment of 50% discount on all water and wastewater used during the month the leak was determined and repaired will be credited to the current bill.
- No late charges related to the leak will be assessed if an adjustment is allowed.

REQUESTING A LEAK ADJUSTMENT

The Customer must make a written request for a leak adjustment on a Leak Adjustment Request form obtained at Bryant Water and Wastewater Customer Service. The Customer may submit the form by mail to:

Bryant Water and Wastewater Department
Attn: Customer Service Manager
210 SW 3rd Street
Bryant, AR, 72022

INFORMATION REQUIRED FOR A LEAK ADJUSTMENT REQUEST

1. Date
2. Customer Name
3. Account Number
4. Service Address
5. City, State, Zip
6. Home Phone
7. Work Phone
8. Date Leak was Detected
9. Date Leak was Repaired
10. Description of Leak (faucet, toilet, underground, etc)
11. Explanation of How Leak was Repaired
12. Copy of Invoice for Plumber's Services or for Parts Purchased by the Customer to make the repair
13. Letters from landlords or property management companies affirming repairs will be accepted in lieu of invoices, if applicable.

PLEASE NOTE: Completion of request does not guarantee an adjustment will be made to the Customer's City of Bryant utilities bill. No adjustment will be made to any fees, incurred penalties, or tax-portion of the bill. Copies of invoices and receipts for repairs must be provided with the Customer request for an adjustment. The account must remain current and bills paid by due date to avoid additional service charges or disconnection of service.

PAYMENT PLANS

- Customers with bills over \$100 may request a 4-month payment plan with a down payment of 25% of the bill with the remaining 3 payments of 25% each.
- In order to enter into this program, DPA request must be completed and returned to the Customer Service Manager.
- Customers must remain current on future bills and make payments on time. Failure to do so will result in a default or termination of the agreement.

- Customers that miss a payment may have their service disconnected.
- In the event a customer has already executed a DPA within the allowed calendar year, the Customer Service Manager will review the Leak Adjustment Request and adjust executed DPA to reflect adjusted bill.



Financial Statements
May 2023



General - Executive Summary Revenue & Expenditures

May 2023

	Annual Budget	YTD Budget	January	February	March	April	May	June	July	August	September	October	November	December	Actual YTD Total	Favorable (Unfavorable) Variance	Annual Budget Remaining
Revenues:																	
General	18,025,515	7,510,631	1,408,296	1,336,027	1,543,776	1,461,944	1,671,055	0	0	0	0	0	0	0	7,421,088	(89,533)	10,604,417
Administration	7,359,408	3,066,420	619,888	573,038	570,623	650,373	654,621								3,068,543	2,123	4,290,865
Community Development	617,250	257,188	65,346	43,379	49,605	43,620	45,950								247,900	(9,288)	369,350
Animal Control	666,502	277,709	57,453	55,188	55,527	55,254	55,428								278,849	1,140	387,653
Court	743,420	309,758	36,230	43,892	105,448	36,326	39,460								261,356	(48,402)	482,064
Parks	2,441,248	1,017,187	160,006	154,863	214,462	202,194	226,523								959,049	(59,138)	1,483,199
Fire	4,017,705	1,674,044	331,744	331,197	330,451	339,545	336,849								1,669,784	(4,259)	2,347,921
Police	2,179,982	908,326	137,630	134,471	217,661	134,632	312,224								936,617	28,291	1,243,365
Total Revenues	18,025,515	7,510,631	1,408,296	1,336,027	1,543,776	1,461,944	1,671,055								7,421,088	(89,533)	10,604,417
Expenditures:																	
General	19,081,654	7,950,689	1,519,594	1,356,941	2,121,467	1,623,585	1,380,355								8,001,941	(51,252)	11,079,712
Administration	1,121,952	467,480	56,607	84,104	108,869	123,475	80,034								453,088	14,392	668,864
Community Development	759,122	316,301	48,460	69,015	69,450	56,694	51,313								294,932	21,369	464,190
Animal Control	860,906	358,711	48,888	50,483	121,226	54,587	58,272								333,456	25,255	527,450
Court	683,257	294,690	41,551	65,115	63,336	41,530	51,123								262,555	22,035	420,602
Parks	3,822,954	1,592,897	257,072	266,411	326,134	368,592	226,045								1,444,254	148,644	2,378,700
Fire	5,103,127	2,126,303	448,642	341,461	617,617	383,253	394,565								2,175,540	(49,237)	2,927,588
Police	6,730,336	2,804,307	618,375	480,351	814,835	595,453	529,002								3,038,017	(233,710)	3,692,319
Total Expenditures	19,081,654	7,950,689	1,519,594	1,356,941	2,121,467	1,623,585	1,380,355								8,001,941	(51,252)	11,079,712
Excess (Deficit) of Revenues over Expenditures	(1,056,139)	(440,058)	(111,298)	(20,914)	(577,691)	(161,641)	290,700								(580,843)	(38,281)	(475,295)

Street - Executive Summary Revenue & Expenditures

	Annual Budget	YTD Budget	January	February	March	April	May	June	July	August	September	October	November	December	Actual YTD Total	Favorable (Unfavorable) Variance	Annual Budget Remaining
Revenues:																	
Street	4,144,353	1,726,814	337,874	323,338	289,644	352,849	371,994								1,675,699	(51,114)	2,468,653
Total Revenues	4,144,353	1,726,814	337,874	323,338	289,644	352,849	371,994								1,675,699	(51,114)	2,468,653
Expenditures:																	
Street	6,820,972	2,842,072	221,665	642,417	498,189	355,788	484,894								2,182,953	659,119	4,638,019
Total Expenditures	6,820,972	2,842,072	221,665	642,417	498,189	355,788	484,894								2,182,953	659,119	4,638,019
Excess (Deficit) of Revenues over Expenditures	(2,676,619)	(1,115,258)	116,210	(319,079)	(208,546)	17,061	(112,899)								(507,254)	(710,233)	(2,169,365)



Water - Executive Summary Revenue & Expenditures

May 2023

	Annual Budget	YTD Budget	January	February	March	April	May	June	July	August	September	October	November	December	Actual YTD Total	Favorable (Unfavorable) Variance	Annual Budget Remaining
Revenues:																	
500-0900-XXXX	5,156,722	2,148,634	389,282	362,102	321,046	347,982	366,113	-	-	-	-	-	-	-	1,786,525	(362,109)	3,370,197
Total Revenues	5,156,722	2,148,634	389,282	362,102	321,046	347,982	366,113								1,786,525	(362,109)	3,370,197
Expenditures:																	
500-0900-XXXX	3,752,036	1,563,348	163,868	421,197	308,885	331,442	304,567	-	-	-	-	-	-	-	1,529,969	33,379	2,222,067
500-0900-58XX Capital	4,035,695	1,345,232	-	1,210,146	877,810	719,438	485,988	-	-	-	-	-	-	-	3,292,782	(1,947,550)	742,814
Total Expenditures	7,787,731	2,908,580	163,868	1,631,342	1,186,705	1,050,880	789,555								4,822,751	(1,914,171)	2,964,980
Excess (Deficit) of Revenues over Expenditures	(2,631,009)	(759,946)	225,414	(1,269,240)	(865,659)	(702,898)	(423,442)								(3,036,226)	1,552,061	405,217

Wastewater - Executive Summary Revenue & Expenditures

	Annual Budget	YTD Budget	January	February	March	April	May	June	July	August	September	October	November	December	Actual YTD Total	Favorable (Unfavorable) Variance	Annual Budget Remaining
Revenues:																	
500-0950-XXXX	5,627,637	2,344,849	455,577	479,793	429,268	486,418	452,159	-	-	-	-	-	-	-	2,303,215	(41,634)	3,324,422
Total Revenues	5,627,637	2,344,849	455,577	479,793	429,268	486,418	452,159								2,303,215	(41,634)	3,324,422
Expenditures:																	
510-0950-XXXX	3,927,038	1,636,266	273,782	381,612	344,271	310,274	275,431	-	-	-	-	-	-	-	1,585,370	50,896	2,341,668
510-0950-58XX Capital	4,066,874	1,355,625	2,590	68,091	215,123	(5,046)	109,558	-	-	-	-	-	-	-	389,316	966,308	3,677,558
Total Expenditures	7,993,912	2,991,891	276,372	449,703	559,394	305,228	383,990								1,974,687	1,017,204	6,019,225
Excess (Deficit) of Revenues over Expenditures	(2,366,275)	(647,042)	179,205	30,090	(130,126)	181,190	68,170								328,529	(1,058,837)	(2,694,804)

Stormwater - Executive Summary Revenue & Expenditures

	Annual Budget	YTD Budget	January	February	March	April	May	June	July	August	September	October	November	December	Actual YTD Total	Favorable (Unfavorable) Variance	Annual Budget Remaining
Revenues:																	
500-0140 on bills	308,000	128,333	25,932	25,658	27,564	27,030	(106,184)	-	-	-	-	-	-	-	860,537	(128,333)	308,000
515-0140-XXXX ARPA	308,000	128,333	886,469	25,658	27,564	27,030	(106,184)	-	-	-	-	-	-	-	860,537	860,537	(860,537)
Total Revenues	308,000	128,333	886,469	25,658	27,564	27,030	(106,184)								860,537	732,203	(552,537)
Expenditures:																	
080-0140-Street Related	691,449	288,104	33,790	29,273	43,372	31,090	111,451	-	-	-	-	-	-	-	248,975	39,129	442,474
515-0140-Capital	2,538,323	979,441	-	643,879	220,493	734,523	295,888	-	-	-	-	-	-	-	1,894,783	(915,342)	1,043,539
Total Expenditures	3,629,771	1,267,545	33,790	673,152	263,865	765,613	407,339								2,143,758	(876,214)	1,486,013
Excess (Deficit) of Revenues over Expenditures	(3,321,771)	(1,139,211)	852,679	(647,494)	(236,301)	(738,583)	(513,522)								(1,283,221)	1,608,417	(2,036,550)

Check Digit/Transfers
Compare to last page fund 500

City Sales & Use Tax (Three Cent Sales Tax)

	January	February	March	April	May	June	July	August	September	October	November	December	YTD Total
2011	838,829	1,036,222	750,597	789,903	882,126	852,639	876,781	882,602	874,371	888,881	884,298	846,277	10,403,526
2012	861,185	1,067,401	805,450	893,549	1,029,730	927,500	967,355	970,081	881,285	943,937	927,061	884,848	11,159,382
2013	930,471	1,087,258	866,467	922,534	1,006,764	964,906	983,742	985,949	898,138	958,546	927,035	888,383	11,420,192
2014	963,538	1,021,873	808,370	903,239	1,033,766	894,179	1,006,970	963,548	950,648	971,548	976,553	954,234	11,448,466
2015	901,561	1,162,729	817,653	956,557	1,103,469	1,043,758	1,098,929	1,118,196	1,075,314	1,120,300	1,074,631	1,012,371	12,485,468
2016	1,002,072	1,202,594	885,470	976,896	1,135,189	920,742	1,072,236	1,068,443	1,097,107	1,084,466	1,089,853	1,035,963	12,571,031
2017	1,047,642	1,291,007	966,327	987,020	1,129,225	1,051,411	1,166,069	1,105,701	1,088,135	1,111,557	1,088,240	1,018,661	13,050,995
2018	1,063,307	1,295,841	969,264	999,761	1,245,252	1,093,015	1,195,341	1,240,049	1,179,113	1,056,462	1,099,036	1,093,013	13,469,452
2019	1,162,181	1,323,467	1,043,677	1,027,608	1,205,192	1,190,014	1,258,250	1,257,197	1,140,531	1,243,134	1,155,335	1,157,926	14,164,513
2020	1,183,215	1,157,716	1,085,494	1,086,993	1,259,760	1,254,769	1,356,933	1,434,834	1,373,873	1,330,458	1,460,079	1,387,558	15,371,683
2021	1,384,300	1,648,283	1,323,761	1,149,770	1,663,928	1,570,489	1,526,745	1,567,875	1,457,964	1,442,486	1,461,326	1,472,039	17,668,967
2022	1,526,292	1,718,945	1,351,358	1,298,432	1,607,146	1,536,274	1,593,433	1,659,393	1,643,537	1,546,075	1,624,905	1,473,834	18,579,623
2023	1,552,955	1,810,466	1,448,484	1,417,543	1,698,816	1,536,274	1,593,433	1,659,393	1,643,537	1,546,075	1,624,905	1,473,834	910,657
Difference	26,663	91,521	97,127	119,111	91,670	(1,536,274)	(1,593,433)	(1,659,393)	(1,643,537)	(1,546,075)	(1,624,905)	(1,473,834)	910,657
	1.75%	5.32%	7.19%	9.17%	5.70%	-100.00%	-100.00%	-100.00%	-100.00%	-100.00%	-100.00%	-100.00%	5.15%

The chart below shows how the 3% sales tax above is allocated for 2022.

1% GF	517,652	603,489	482,828	472,514	566,272	0	0	0	0	0	0	0	2,642,755
1/8 Parks	64,706	75,436	60,354	59,064	70,784	0	0	0	0	0	0	0	330,344
3/8 Fire	194,119	226,308	181,061	177,193	212,352	0	0	0	0	0	0	0	991,033
4/8 Bond	258,826	301,744	241,414	236,257	283,136	0	0	0	0	0	0	0	1,321,377
Animal 10%	51,765	60,349	48,283	47,251	56,627	0	0	0	0	0	0	0	264,275
Parks 10%	51,765	60,349	48,283	47,251	56,627	0	0	0	0	0	0	0	264,275
Fire 2.5%	129,413	150,872	120,707	118,129	141,568	0	0	0	0	0	0	0	660,689
Police 25%	129,413	150,872	120,707	118,129	141,568	0	0	0	0	0	0	0	660,689
Street 30%	155,295	181,047	144,848	141,754	169,882	0	0	0	0	0	0	0	792,826
Total	1,552,955	1,810,466	1,448,484	1,417,543	1,698,816	0	0	0	0	0	0	0	7,928,264
Divided by 3	517,652	603,489	482,828	472,514	566,272	0	0	0	0	0	0	0	2,642,755
Budgeted at	525,834	525,834	525,834	525,834	525,834	525,834	525,834	525,834	525,834	525,834	525,834	525,834	6,310,008
Diff.	(8,182)	77,655	(43,006)	(53,320)	40,438	(525,834)	(525,834)	(525,834)	(525,834)	(525,834)	(525,834)	(525,834)	(3,667,253)

Placeholder *below \$65000 estimate needed divided by 12 for using 5,417 5,417 5,417 5,417 5,417 5,417 5,417 5,417 5,417 5,417 5,417 5,417 65,000

cover: Animal Control New Facility Design, \$65K over the year
 After Council approved unfunded Police and Fire Step increases at the 2/28/23 Council meeting this coverage will likely be used to cover any portion of that amount possible. If that is not possible please see the affect of removing that difference from our Savings, 15 days.



May 2023

Governmental Funds Cash Reserves

Updated 2/7/23

120 days cash = \$6.5M				
Funds:		Gen Operating Acct	5,420,024	Days
001		Sales Tax Fund	3,246,548	100
002		Designated Tax	1,753,269	60
005			10,419,841	32
			<u>186,235</u>	192
			<u>(522,830)</u>	-3
			<u>(678,110)</u>	-13
			<u>(222,653)</u>	-4
			<u>(830,000)</u>	-15
			<u>7,980,013</u>	147

Designated Divided into Depts

Administration	0	Liabilities/Donations	1,808
Animal Control	334,053		54,422
Parks	218,073		0
Fire	494,252		217
Police	706,890		31
GF Totals	1,753,269		

ACA 14-403-506

Springhill Fire Department Summary

Beginning Balance (as of January 1, 2023)	\$ 219,351	Emergency Telephone Service	Beginning Balance (as of January 1, 2023)	\$ 420,983
2023 Revenue (Act 001-0510-4152)	\$ 6,363		Two Part Time Dispatch at \$15K removed 4/18/23	\$ 72,383
2023 Expenses (Act 001-0510-5XXX all)	\$ 39,479		New Position amount deducted manually, start March 19, 2018	\$ (29,465)
Current Balance as of this report ending date	\$ 186,235		Updated paid thru 12/31/2022	\$ 522,830
			\$104K owed on Consoles PO 2021004685	\$ 418,830

Street

120 days cash = \$1.7M updated 2/7/23		Budgeted Stormwater Projects include:	
080 Operating Acct	2,050,673	Dogwood	
005 Designated Tax	610,549	Raintree	
	2,661,221	Northlake	
Capital	2,994,050	Feasibility Study	
		Unfunded	
515 Stormwater Cap Cash	12,204	Cambridge	
Rolled Pos and Encumbrances	1,653,322	Hilldale/Owen	
Difference	(1,641,119)	Crossing Loop	
		Hanover	
		Remington	



Utility Cash Reserves

May 2023

Updated 2/15/23

120 days cash = \$1.65Mill

500
535/550

Water Fund	(1,199,317)
Impact Fee Funds	307,911
	-65

Reserved - Fixed Assets Infrastructure
Reserved - Fixed Assets

500-0900-5816
500-0900-5824

	3,535,695	257
	500,000	36
	4,035,695	142

Meter Funding still needing to be determined, part ARPA
Depreciation Expense Estimate

Difference	-207
------------	-------------

-21 a piece if averaged

Updated 2/15/23

120 days cash = \$1.88Mill

510
555

Wastewater Fund	427,352
Impact Fee Funds	(58,850)
	24

Manually removed obligated by Council 2/28/23 for Master plan

Reserved - Fixed Assets Infrastructure
Reserved - Fixed Assets Equipment
Reserved - Fixed Assets

510-0950-5816
510-0950-5810
510-0950-5824

	3,206,237	205
	360,638	23
	500,000	32
	4,066,875	144

Difference	-120
------------	-------------

	Pooled Cash GL 999	Pooled Cash Bank, 999	Balance Sheet Cash	End Bank Balances	Outstanding Checks and other	Outstanding Deposits
General Fund, 001*	5,420,024	15,373,414	5,421,024	15,260,824	84,083	196,673
Sales Tax Fund, 002	3,246,548		3,246,548			(1,000)
Franchise Fees, 003	4,141,162		4,141,162			0
Designated Tax Fund, 005	2,363,818		2,363,818			0
ARPA Investments, 007	0		1,284,995	1,284,995		0
Electronic Fund, 010	0		7,414	52,030	44,616	(0) \$31K is state w/h
Parks 1/8 Sales Tax, 045	338,960		338,960			0
Animal Control Donation, 020	58,838	(500)	59,338			0
Act 833 of 1991 Fire, 051	70,853		70,853			0
Fire 3/8 Sales Tax Fire, 055	731,409		731,409			0
Act 918 of 1983 Police, 061	51,648		51,648			0
Act 988 of 1991 Police, 062	33,907		33,907			0
Federal Drug Control PD, 066			29,256	29,256		0
State Drug Control PD, 068			23,127	23,127		0
Act 1256 of 1995 Court, 030	1	1	1	1		0
Act 1809 of 2001 Court, 031	73,749	73,749	73,749			0
Street Fund, 080	2,050,673	4,389,813	2,050,673	4,389,813		0
Street Bond 2023 Rev 182	0		0	0		0
Street Bond 2023 DSR 183	586,490		586,490	586,490		0
Street Bond 2016 DS, 185			222,656	222,656		0
Street Bond 2016 DSF, 186			328,322	328,322		0
Street Bond Construction, 187			1,463,544	2,827,570	1,364,026	0
Street Bond Constru 2023, 188	9,948,051		9,948,051	9,948,051		0
LT Govt Capital Assets, 090	0		0			0
2016 SU Bond Spc Red, 110	28,511		28,511	28,511		0
2016 SU Bond DSR, 113	742,409		742,409	742,409		0
2016 SU Bond Fund, 114	2,196,350		2,196,350	2,196,350		0
LT Govt Debt, 165	0		0			0
2022 Amend 78, 167			261,326	261,326		0
Advert&Promo Cash held, 700			20,846	20,846		0
Water Fund, 500*	(1,199,317)	315,908	(1,198,707)	336,582	23,159	(610) \$2485.84 dep from 9/9/22?
Wastewater Fund, 510	427,352	29,055	427,352	29,055		0
Stormwater Cap Fund 515	12,204		12,204			0
Enterprise Depreciation 525	1,704,586		1,704,586			0
Sub Div Impact Fund 535	27,748		27,748			0
Water Impact Fund 550	280,163		280,163			0
Wastewater Impact Fund 555	273,326		273,326			0
2017 W/WW Bond, 604			126,299	126,299		0
2017 W/WW DSR, 606			266,816	266,816		0
Totals	20,107,651	20,107,691	37,646,174	38,961,330	1,515,884	199,159
						(1,609)

*Change Drawer amounts in Depts 120 and 200 of \$200 and depts 300 and 430 of \$300 equals \$1000 difference, and \$610 on fund 500

** The Shading above denotes the eight groups on the following eight pages of balance sheets, General Govt, Public Safety, Courts, Streets, Long Term Govt, Enter., E. Debt

0 Pickleball Courts - Still waiting to Expend and Close this acct.

0 Last bit to transfer to Parks

(610) \$2485.84 dep from 9/9/22?

(0) \$8596.52 from 12/1 to 12/5/22 combined \$6110.68

Pooled Cash Report

Bryant, AR
For the Period Ending 5/31/2023



ACCOUNT #	ACCOUNT NAME	BEGINNING BALANCE	CURRENT ACTIVITY	CURRENT BALANCE
-----------	--------------	-------------------	------------------	-----------------

CLAIM ON CASH

001-0000-1001	Claim on Cash	5,127,294.91	292,728.77	5,420,023.68
002-0000-1001	Claim on Cash	3,206,110.36	40,437.98	3,246,548.34
003-0000-1001	Claim on Cash	4,089,982.55	51,179.81	4,141,162.36
005-0000-1001	Claim on Cash	2,323,379.78	40,437.98	2,363,817.76
020-0000-1001	Claim on Cash	58,838.14	0.00	58,838.14
031-0000-1001	Claim on Cash	70,941.76	2,807.50	73,749.26
045-0000-1001	Claim on Cash	333,904.79	5,055.00	338,959.79
051-0000-1001	Claim on Cash	54,878.92	15,974.32	70,853.24
055-0000-1001	Claim on Cash	716,245.43	15,163.99	731,409.42
061-0000-1001	Claim on Cash	50,305.28	1,342.64	51,647.92
062-0000-1001	Claim on Cash	33,667.06	240.00	33,907.06
080-0000-1001	Claim on Cash	2,163,572.02	(112,899.36)	2,050,672.66
500-0000-1001	Claim on Cash	(1,251,613.77)	52,296.79	(1,199,316.98)
510-0000-1001	Claim on Cash	853,033.25	(425,681.62)	427,351.63
515-0000-1001	Claim on Cash	176,176.55	(163,972.88)	12,203.67
525-0000-1001	Claim on Cash	1,704,586.41	0.00	1,704,586.41
535-0000-1001	Claim on Cash	27,747.94	0.00	27,747.94
550-0000-1001	Claim on Cash	277,763.06	2,400.00	280,163.06
555-0000-1001	Claim on Cash	273,325.74	0.00	273,325.74
TOTAL CLAIM ON CASH				

TOTAL CLAIM ON CASH

20,290,140.18	(182,489.08)	20,107,651.10
---------------	--------------	---------------

CASH IN BANK

999-0000-1000	Cash in Bank	15,769,873.02	(396,458.56)	15,373,414.46
999-0000-1024	Cash Animal Control Donations	(500.00)	0.00	(500.00)
999-0000-1031	Cash Street Fund	4,175,568.61	214,244.33	4,389,812.94
999-0000-1032	Cash Revenue Water Fund	316,183.09	(274.85)	315,908.24
999-0000-1033	Cash Water Operating Fund	29,055.46	0.00	29,055.46
TOTAL: Cash in Bank				

TOTAL CASH IN BANK

20,290,180.18	(182,489.08)	20,107,691.10
---------------	--------------	---------------

DUE TO OTHER FUNDS

999-0000-2500	Due to Other Funds	20,290,180.18	(182,489.08)	20,107,691.10
---------------	--------------------	---------------	--------------	---------------

TOTAL DUE TO OTHER FUNDS

20,290,180.18	(182,489.08)	20,107,691.10
---------------	--------------	---------------

Claim on Cash
20,107,651.10

(40.00)
20,107,691.10

Claim on Cash
20,107,651.10

(40.00)
20,107,691.10

Cash in Bank
20,107,691.10

20,107,691.10
20,107,691.10

ACCOUNT #	ACCOUNT NAME	BEGINNING BALANCE	CURRENT ACTIVITY	CURRENT BALANCE
ACCOUNTS PAYABLE PENDING				
001-0000-2001	Accounts Payable Pending	328.00	(328.00)	0.00
002-0000-2001	Accounts Payable Pending	0.00	0.00	0.00
003-0000-2001	Accounts Payable Pending	0.00	0.00	0.00
005-0000-2001	Accounts Payable Pending	0.00	0.00	0.00
020-0000-2001	Accounts Payable Pending	0.00	0.00	0.00
031-0000-2001	Accounts Payable Pending	0.00	0.00	0.00
045-0000-2001	Accounts Payable Pending	0.00	0.00	0.00
051-0000-2001	Accounts Payable Pending	0.00	0.00	0.00
061-0000-2001	Accounts Payable Pending	0.00	0.00	0.00
062-0000-2001	Accounts Payable Pending	0.00	0.00	0.00
080-0000-2001	Accounts Payable Pending	0.00	0.00	0.00
500-0000-2001	Accounts Payable Pending	0.00	0.00	0.00
510-0000-2001	Accounts Payable Pending	0.00	0.00	0.00
515-0000-2001	Accounts Payable Pending	0.00	0.00	0.00
525-0000-2001	Accounts Payable Pending	0.00	0.00	0.00
535-0000-2001	Accounts Payable Pending	0.00	0.00	0.00
550-0000-2001	Accounts Payable Pending	0.00	0.00	0.00
555-0000-2001	Accounts Payable Pending	0.00	0.00	0.00
TOTAL ACCOUNTS PAYABLE PENDING				
		328.00	(328.00)	0.00
DUE FROM OTHER FUNDS				
999-0000-1551	Due From General Fund	(328.00)	328.00	0.00
999-0000-1552	Due From Sales Tax Fund	0.00	0.00	0.00
999-0000-1553	Due From Franchise Fees Fund	0.00	0.00	0.00
999-0000-1554	Due From Designated Tax Fund	0.00	0.00	0.00
999-0000-1555	Due From Animal Control Donation	0.00	0.00	0.00
999-0000-1556	Due From Act 1809 of 2001 Court Auto	0.00	0.00	0.00
999-0000-1557	Due From Park 1/8 SalesTax O & M	0.00	0.00	0.00
999-0000-1558	Due From Act 833 of 1991 Fire	0.00	0.00	0.00
999-0000-1559	Due From Fire 3/8 SalesTax	0.00	0.00	0.00
999-0000-1560	Due From Act 918 of 1983 Police	0.00	0.00	0.00
999-0000-1561	Due From Act 988 of 1991 Emerg Veh	0.00	0.00	0.00
999-0000-1562	Due From Street Fund	0.00	0.00	0.00
999-0000-1563	Due From Revenue Fund - Water & WW	0.00	0.00	0.00
999-0000-1564	Due From Water Operating Fund	0.00	0.00	0.00
999-0000-1565	Due From Stormwater Utility Fund	0.00	0.00	0.00
999-0000-1566	Due From Depreciation - WW	0.00	0.00	0.00
999-0000-1567	Due From Sub-Div Impact WW	0.00	0.00	0.00
999-0000-1568	Due From Impact - Water	0.00	0.00	0.00
999-0000-1569	Due From Impact - WW	0.00	0.00	0.00
TOTAL DUE FROM OTHER FUNDS				
		(328.00)	328.00	0.00
ACCOUNTS PAYABLE				
999-0000-2000	Accounts Payable	328.00	(328.00)	0.00
TOTAL ACCOUNTS PAYABLE				
		328.00	(328.00)	0.00
AP Pending				
		0.00		0.00
Due From Other Funds				
		0.00		0.00
Difference				
		0.00		0.00



Bryant, AR

Balance Sheet

Account Summary

AS Of 05/31/2023

Category	001 - General Fund	002 - Sales Tax Fund	003 - Franchise Fees Fund	005 - Designated Tax Fund	007 - Investment Account	010 - Electronic Tax	045 - Park 1/8 SalesTax O & M	Total
Asset								
A01 - Cash & Equivalents	5,421,023.68	3,246,548.34	4,141,162.36	2,363,817.76	1,284,995.29	7,413.76	338,959.79	16,803,920.98
A10 - Receivables	5,383.36	0.00	0.00	0.00	0.00	0.00	0.00	5,383.36
Total Asset:	5,426,407.04	3,246,548.34	4,141,162.36	2,363,817.76	1,284,995.29	7,413.76	338,959.79	16,809,304.34
Liability								
L01 - Current Liabilities	39,723.77	0.00	0.00	0.00	0.00	7,413.76	0.00	47,137.53
Total Liability:	39,723.77	0.00	0.00	0.00	0.00	7,413.76	0.00	47,137.53
Equity								
Q30 - Equity	5,967,526.05	3,232,963.68	3,808,152.22	2,350,233.10	2,122,972.15	0.00	337,260.46	17,819,107.66
Total Total Beginning Equity:	5,967,526.05	3,232,963.68	3,808,152.22	2,350,233.10	2,122,972.15	0.00	337,260.46	17,819,107.66
Total Revenue	7,421,098.20	2,642,754.66	671,606.08	2,642,754.66	3,150.49	0.00	330,344.33	13,711,708.42
Total Expense	8,001,940.98	2,629,170.00	338,595.94	2,629,170.00	841,127.35	0.00	328,645.00	14,768,649.27
Revenues Over/Under Expenses	-580,842.78	13,584.66	333,010.14	13,584.66	-837,976.86	0.00	1,699.33	-1,056,940.85
Total Equity and Current Surplus (Deficit):	5,386,683.27	3,246,548.34	4,141,162.36	2,363,817.76	1,284,995.29	0.00	338,959.79	16,762,166.81
Total Liabilities, Equity and Current Surplus (Deficit):	5,426,407.04	3,246,548.34	4,141,162.36	2,363,817.76	1,284,995.29	7,413.76	338,959.79	16,809,304.34



Bryant, AR

Balance Sheet

Account Summary

As Of 05/31/2023

Category	020 - Animal Control Donatio	051 - Act 833 of 1991 Fire	055 - Fire 3/8 SalesTax	061 - Act 918 of 1983 Police	062 - Act 988 of 1991 Emerg Veh	066 - Federal Drug Control	068 - State Drug Control	Total
Asset								
A01 - Cash & Equivalents	59,338.14	70,853.24	731,409.42	51,647.92	33,907.06	29,255.92	23,126.69	999,538.39
Total Asset:	59,338.14	70,853.24	731,409.42	51,647.92	33,907.06	29,255.92	23,126.69	999,538.39
Liability								
L01 - Current Liabilities	47,263.78	0.00	0.00	0.00	0.00	0.00	0.00	47,263.78
Total Liability:	47,263.78	0.00	0.00	0.00	0.00	0.00	0.00	47,263.78
Equity								
Q30 - Equity	13,058.78	92,240.22	726,316.45	51,252.04	32,810.89	29,254.97	23,125.93	968,059.28
Total Total Beginning Equity:	13,058.78	92,240.22	726,316.45	51,252.04	32,810.89	29,254.97	23,125.93	968,059.28
Total Revenue	0.00	15,974.32	991,032.97	6,713.20	1,096.17	0.95	0.76	1,014,818.37
Total Expense	984.42	37,361.30	985,940.00	6,317.32	0.00	0.00	0.00	1,030,603.04
Revenues Over/Under Expenses	-984.42	-21,386.98	5,092.97	395.88	1,096.17	0.95	0.76	-15,784.67
Total Equity and Current Surplus (Deficit):	12,074.36	70,853.24	731,409.42	51,647.92	33,907.06	29,255.92	23,126.69	952,274.61
Total Liabilities, Equity and Current Surplus (Deficit):	59,338.14	70,853.24	731,409.42	51,647.92	33,907.06	29,255.92	23,126.69	999,538.39



Bryant, AR

Balance Sheet Account Summary

As Of 05/31/2023

Category	030 - Act 1256 of 1995 Court	031 - Act 1809 of 2001 Court Auto	Total
Asset			
A01 - Cash & Equivalents	1.08	73,749.26	73,750.34
Total Asset:	1.08	73,749.26	73,750.34
Equity			
Q30 - Equity	1.08	70,200.16	70,201.24
Total Total Beginning Equity:	1.08	70,200.16	70,201.24
Total Revenue	109,407.40	14,943.50	124,350.90
Total Expense	109,407.40	11,394.40	120,801.80
Revenues Over/Under Expenses	0.00	3,549.10	3,549.10
Total Equity and Current Surplus (Deficit):	1.08	73,749.26	73,750.34
Total Liabilities, Equity and Current Surplus (Deficit):	1.08	73,749.26	73,750.34




Bryant, AR

Balance Sheet Account Summary

As Of 05/31/2023

Category	080 - Street Fun	182 - 2023 Improvement Revenue Bond Fund	183 - 2023 Street Bond DSR	185 - Street Bond 2016 DS	186 - Street Bond 2016 DSR	187 - 2016 Street Construction Fu	188 - 2023 Improvement Fund	Total
Asset								
A01 - Cash & Equivalents	2,050,672.66	0.00	586,490.00	222,656.10	328,322.04	1,463,543.75	9,948,051.01	14,599,735.56
A10 - Receivables	0.00	0.00	0.00	0.00	0.00	4,048,740.68	0.00	4,048,740.68
Total Asset:	2,050,672.66	0.00	586,490.00	222,656.10	328,322.04	5,512,284.43	9,948,051.01	18,648,476.24
Liability								
L01 - Current Liabilities	0.00	0.00	0.00	0.00	0.00	241,503.19	0.00	241,503.19
Total Liability:	0.00	0.00	0.00	0.00	0.00	241,503.19	0.00	241,503.19
Equity								
Q30 - Equity	2,557,926.24	0.00	0.00	459,035.17	324,793.75	3,453,349.31	0.00	6,795,104.47
Total Total Beginning Equity:	2,557,926.24	0.00	0.00	459,035.17	324,793.75	3,453,349.31	0.00	6,795,104.47
Total Revenue	1,675,699.35	0.00	586,490.00	271,259.46	5,633.58	2,073,051.42	9,948,051.01	14,560,184.82
Total Expense	2,182,952.93	0.00	0.00	507,638.53	2,105.29	255,619.49	0.00	2,948,316.24
Revenues Over/Under Expenses	-507,253.58	0.00	586,490.00	-236,379.07	3,528.29	1,817,431.93	9,948,051.01	11,611,868.58
Total Equity and Current Surplus (Deficit):	2,050,672.66	0.00	586,490.00	222,656.10	328,322.04	5,270,781.24	9,948,051.01	18,406,973.05
Total Liabilities, Equity and Current Surplus (Deficit):	2,050,672.66	0.00	586,490.00	222,656.10	328,322.04	5,512,284.43	9,948,051.01	18,648,476.24




Bryant, AR

Balance Sheet Account Summary

As Of 05/31/2023

Category	090 - Long Term Governmental Capital Asset Fund	113 - Debt Service Reserve Fund	114 - 2016 Bond Fund	110 - Special Redemp - 2016 Bond	165 - Long Term Governmental Debt Fund	167 - 2022 Amend 78	700 - A/P Tax Commission	Total
Asset								
A01 - Cash & Equivalents	0.00	742,409.38	2,196,349.53	28,511.32	0.00	261,326.35	20,846.07	3,249,442.65
A30 - Fixed Assets	40,933,158.75	0.00	0.00	0.00	0.00	0.00	0.00	40,933,158.75
A50 - Other Assets	0.00	0.00	0.00	0.00	3,828,898.24	0.00	0.00	3,828,898.24
Total Asset:	40,933,158.75	742,409.38	2,196,349.53	28,511.32	3,828,898.24	261,326.35	20,846.07	48,011,499.64
Liability								
L01 - Current Liabilities	0.00	0.00	59,153.00	0.00	0.00	0.00	0.00	59,153.00
L80 - Long Term Liabilities	0.00	0.00	0.00	0.00	47,538,428.59	0.00	0.00	47,538,428.59
Total Liability:	0.00	0.00	59,153.00	0.00	47,538,428.59	0.00	0.00	47,597,581.59
Equity								
Q30 - Equity	40,933,158.75	742,409.38	793,898.31	14,809.51	-43,709,530.35	301,526.35	233,654.64	-690,073.41
Total Total Beginning Equity:	40,933,158.75	742,409.38	793,898.31	14,809.51	-43,709,530.35	301,526.35	233,654.64	-690,073.41
Total Revenue	0.00	13,344.14	1,343,298.22	13,701.81	0.00	-40,200.00	89.47	1,330,233.64
Total Expense	0.00	13,344.14	0.00	0.00	0.00	0.00	212,898.04	226,242.18
Revenues Over/Under Expenses	0.00	0.00	1,343,298.22	13,701.81	0.00	-40,200.00	-212,808.57	1,103,991.46
Total Equity and Current Surplus (Deficit):	40,933,158.75	742,409.38	2,137,196.53	28,511.32	-43,709,530.35	261,326.35	20,846.07	413,918.05
Total Liabilities, Equity and Current Surplus (Deficit):	40,933,158.75	742,409.38	2,196,349.53	28,511.32	3,828,898.24	261,326.35	20,846.07	48,011,499.64



Bryant, AR

Balance Sheet

Account Summary

As Of 05/31/2023

Category	500 - Water Fun	510 - Wastewater Fun	515 - Stormwater Utili	525 - Depreciation - WW	535 - Sub-Div Impact WW	550 - Impact - Water	555 - Impact - WW	Total
Asset								
A01 - Cash & Equivalents	-1,198,706.98	427,351.63	12,203.67	1,704,586.41	27,747.94	280,163.06	273,325.74	1,526,671.47
A10 - Receivables	424,445.31	125,544.48	0.00	0.00	0.00	0.00	0.00	549,989.79
A30 - Fixed Assets	14,632,314.85	19,063,103.31	1,537,375.91	0.00	0.00	0.00	0.00	35,232,794.07
A50 - Other Assets	0.00	389,753.86	0.00	0.00	0.00	0.00	0.00	389,753.86
Total Asset:	13,858,053.18	20,005,753.28	1,549,579.58	1,704,586.41	27,747.94	280,163.06	273,325.74	37,699,209.19
Liability								
L01 - Current Liabilities	756,535.46	993,100.36	0.00	0.00	0.00	0.00	0.00	1,749,635.82
L80 - Long Term Liabilities	5,375,020.30	7,666,600.61	0.00	0.00	0.00	0.00	0.00	13,041,620.91
Total Liability:	6,131,555.76	8,659,700.97	0.00	0.00	0.00	0.00	0.00	14,791,256.73
Equity								
Q30 - Equity	10,196,476.03	11,583,716.74	2,451,911.53	1,549,934.31	27,747.94	274,163.06	273,325.74	26,357,275.35
Total Total Beginning Equity:	10,196,476.03	11,583,716.74	2,451,911.53	1,549,934.31	27,747.94	274,163.06	273,325.74	26,357,275.35
Total Revenue	4,089,740.12	1,737,022.22	992,451.28	154,652.10	0.00	6,000.00	0.00	6,979,865.72
Total Expense	6,559,718.73	1,974,686.65	1,894,783.23	0.00	0.00	0.00	0.00	10,429,188.61
Revenues Over/Under Expenses	-2,469,978.61	-237,664.43	-902,331.95	154,652.10	0.00	6,000.00	0.00	-3,449,322.89
Total Equity and Current Surplus (Deficit):	7,726,497.42	11,346,052.31	1,549,579.58	1,704,586.41	27,747.94	280,163.06	273,325.74	22,907,952.46
Total Liabilities, Equity and Current Surplus (Deficit):	13,858,053.18	20,005,753.28	1,549,579.58	1,704,586.41	27,747.94	280,163.06	273,325.74	37,699,209.19



Bryant, AR

Balance Sheet Account Summary

As Of 05/31/2023

Category	604 - W/WW Ref Rev 2017 Bd Fr	606 - W/WW Ref Rev Bonds 2017 DSR	Total
Asset			
A01 - Cash & Equivalents	126,299.04	266,815.81	393,114.85
Total Asset:	126,299.04	266,815.81	393,114.85
Liability			
L01 - Current Liabilities	-91,035.36	0.00	-91,035.36
Total Liability:	-91,035.36	0.00	-91,035.36
Equity			
Q30 - Equity	98,851.29	262,250.00	361,101.29
Total Total Beginning Equity:	98,851.29	262,250.00	361,101.29
Total Revenue	119,316.46	4,565.81	123,882.27
Total Expense	833.35	0.00	833.35
Revenues Over/Under Expenses	118,483.11	4,565.81	123,048.92
Total Equity and Current Surplus (Deficit):	217,334.40	266,815.81	484,150.21
Total Liabilities, Equity and Current Surplus (Deficit):	126,299.04	266,815.81	393,114.85



Bryant, AR

Budget Report Account Summary

For Fiscal: 2023 Period Ending: 05/31/2023

Fund: 001 - General Fund		Original	Current	Period	Fiscal	Encumbrances	Variance	
Department: 0100 - Administration		Total Budget	Total Budget	Activity	Activity		Favorable	
Revenue							(Unfavorable)	
Category: R15 - Taxes - Property							Remaining	
001-0100-4150	State Turnback	308,400.00	308,400.00	19,915.58	120,183.14	0.00	-188,216.86	61.03 %
001-0100-4151	Saline County Treasurer	564,000.00	564,000.00	94,288.51	212,628.09	0.00	-351,371.91	62.30 %
Category: R15 - Taxes - Property Total:		872,400.00	872,400.00	114,204.09	332,811.23	0.00	-539,588.77	61.85 %
Category: R60 - Miscellaneous Revenue								
001-0100-4600	Miscellaneous Revenue	1,000.00	1,000.00	0.00	33,644.86	0.00	32,644.86	3,364.49 %
Category: R60 - Miscellaneous Revenue Total:		1,000.00	1,000.00	0.00	33,644.86	0.00	32,644.86	3,264.49 %
Category: R62 - Intergovernmental Tsfrs								
001-0100-4627	Xfer from Sales Tax	6,310,008.00	6,310,008.00	525,834.00	2,629,170.00	0.00	-3,680,838.00	58.33 %
001-0100-4629	Xfer Franchise Tax	175,000.00	175,000.00	14,583.33	72,916.65	0.00	-102,083.35	58.33 %
Category: R62 - Intergovernmental Tsfrs Total:		6,485,008.00	6,485,008.00	540,417.33	2,702,086.65	0.00	-3,782,921.35	58.33 %
Category: R85 - Interest Revenue								
001-0100-4850	Interest Revenue	1,000.00	1,000.00	0.00	0.00	0.00	-1,000.00	100.00 %
Category: R85 - Interest Revenue Total:		1,000.00	1,000.00	0.00	0.00	0.00	-1,000.00	100.00 %
Revenue Total:		7,359,408.00	7,359,408.00	654,621.42	3,068,542.74	0.00	-4,290,865.26	58.30 %
Expense								
Category: E01 - Personnel Expense								
001-0100-5000	Salary Expense	1,027,681.78	970,045.78	74,368.74	405,522.88	0.00	564,522.90	58.20 %
001-0100-5001	Elected Off. 2009-24,2011-27	322,496.00	324,038.00	25,320.94	138,033.82	0.00	186,004.18	57.40 %
001-0100-5005	SWB Reimbursement	-1,372,373.00	-1,372,373.00	-114,364.43	-571,822.15	0.00	-800,550.85	58.33 %
001-0100-5010	Overtime Expense	5,000.00	5,000.00	381.56	3,420.77	0.00	1,579.23	31.58 %
001-0100-5020	FICA Expense	100,626.76	91,766.76	7,508.04	41,104.27	0.00	50,662.49	55.21 %
001-0100-5022	Unemployment Expense	960.00	960.00	0.00	329.36	0.00	630.64	65.69 %
001-0100-5025	Worker's Comp Expense	1,600.00	550.00	0.00	395.39	0.00	154.61	28.11 %
001-0100-5030	APERS Expense	207,001.05	189,383.05	15,005.93	82,383.05	0.00	107,000.00	56.50 %
001-0100-5040	Health Insurance Expense	168,005.28	147,903.28	10,567.02	56,852.78	0.00	91,050.50	61.56 %
001-0100-5042	Employee Assistance Program	4,000.00	4,000.00	0.00	1,971.76	0.00	2,028.24	50.71 %
001-0100-5050	Physical & Drug Screen Exp	800.00	800.00	0.00	0.00	0.00	800.00	100.00 %
001-0100-5054	Bring Your Own Device - Phone	300.00	300.00	25.00	125.00	0.00	175.00	58.33 %
001-0100-5055	Uniform Expense	500.00	500.00	0.00	0.00	0.00	500.00	100.00 %
001-0100-5057	Vehicle Allowance	6,000.00	6,000.00	461.52	2,538.36	0.00	3,461.64	57.69 %

Budget Report

For Fiscal: 2023 Period Ending: 05/31/2023

	Original Total Budget	Current Total Budget	Period Activity	Fiscal Activity	Encumbrances	Variance Favorable (Unfavorable)	Percent Remaining
001-0100-5060	25,700.00	25,700.00	1,413.40	5,288.42	0.00	20,411.58	79.42 %
001-0100-5062	9,706.00	9,706.00	600.00	600.00	0.00	9,106.00	93.82 %
001-0100-5063	1,000.00	1,000.00	0.00	0.00	0.00	1,000.00	100.00 %
001-0100-5065	100.00	100.00	0.00	0.00	0.00	100.00	100.00 %
Category: E01 - Personnel Expense Total:							
	509,103.87	405,379.87	21,287.72	166,743.71	0.00	238,636.16	58.87%
Category: E10 - Building & Grounds Exp							
001-0100-5102	5,000.00	14,383.77	147.12	14,778.60	0.00	-394.83	-2.74 %
001-0100-5104	5,500.00	5,500.00	700.00	1,750.00	1,400.00	2,350.00	42.73 %
001-0100-5110	8,400.00	8,400.00	452.17	2,142.26	0.00	6,257.74	74.50 %
001-0100-5111	1,000.00	1,000.00	18.86	961.92	0.00	38.08	3.81 %
001-0100-5112	750.00	750.00	64.88	359.38	0.00	390.62	52.08 %
001-0100-5115	8,640.24	8,640.24	408.96	3,463.80	2,280.00	2,896.44	33.52 %
001-0100-5116	7,440.00	7,440.00	656.43	3,343.26	1,240.00	2,856.74	38.40 %
001-0100-5120	4,136.00	4,136.00	0.00	0.00	0.00	4,136.00	100.00 %
001-0100-5130	1,080.00	1,080.00	87.42	457.80	0.00	622.20	57.61 %
001-0100-5142	4,500.00	4,500.00	0.00	3,398.45	354.75	746.80	16.60 %
001-0100-5145	1,000.00	1,000.00	0.00	0.00	0.00	1,000.00	100.00 %
Category: E10 - Building & Grounds Exp Total:							
	47,446.24	56,830.01	2,535.84	30,655.47	5,274.75	20,899.79	36.78%
Category: E20 - Vehicle Expense							
001-0100-5200	1,500.00	1,500.00	100.02	1,135.97	50.00	314.03	20.94 %
001-0100-5212	1,000.00	1,000.00	0.00	69.72	0.00	930.28	93.03 %
001-0100-5225	1,500.00	1,150.00	0.00	0.00	0.00	1,150.00	100.00 %
Category: E20 - Vehicle Expense Total:							
	4,000.00	3,650.00	100.02	1,205.69	50.00	2,394.31	65.60%
Category: E30 - Supply Expense							
001-0100-5300	4,500.00	4,500.00	195.60	2,434.05	440.00	1,625.95	36.13 %
001-0100-5334	2,000.00	2,000.00	0.00	0.00	0.00	2,000.00	100.00 %
001-0100-5350	1,400.00	1,400.00	-158.10	908.07	125.00	366.93	26.21 %
Category: E30 - Supply Expense Total:							
	7,900.00	7,900.00	37.50	3,342.12	565.00	3,992.88	50.54%
Category: E40 - Operations Expense							
001-0100-5480	76,212.00	76,212.00	1,996.57	3,069.69	0.00	73,142.31	95.97 %
001-0100-5505	13,500.00	13,500.00	4,334.08	4,620.97	0.00	8,879.03	65.77 %
001-0100-5506	7,100.00	7,100.00	0.00	356.94	0.00	6,743.06	94.97 %
001-0100-5510	500.00	500.00	0.00	0.00	0.00	500.00	100.00 %
001-0100-5535	2,500.00	2,500.00	82.00	219.00	0.00	2,281.00	91.24 %
Category: E40 - Operations Expense Total:							
	99,812.00	99,812.00	6,412.65	8,266.60	0.00	91,545.40	91.72%
Category: E55 - Professional Services							
001-0100-5550	12,750.00	12,750.00	0.00	0.00	0.00	12,750.00	100.00 %
001-0100-5553	7,500.00	7,500.00	0.00	198.75	0.00	7,301.25	97.35 %
001-0100-5583	12,000.00	12,000.00	0.00	468.28	2,000.00	9,531.72	79.43 %
001-0100-5586	61,440.00	61,440.00	0.00	15,999.29	13,419.78	32,020.93	52.12 %

	Original Total Budget	Current Total Budget	Period Activity	Fiscal Activity	Encumbrances	Variance Favorable (Unfavorable)	Percent Remaining
001-0100-5588	2,500.00	2,500.00	0.00	0.00	0.00	2,500.00	100.00 %
001-0100-5589	100.00	100.00	0.00	0.00	0.00	100.00	100.00 %
Category: E55 - Professional Services Total:							
	96,290.00	96,290.00	0.00	16,666.32	15,419.78	64,203.90	66.68%
Category: E60 - Miscellaneous Expense							
001-0100-5600	100.00	100.00	244.40	810.87	0.00	-710.87	-710.87 %
001-0100-5608	14,520.00	14,520.00	0.00	1,155.87	0.00	13,364.13	92.04 %
Category: E60 - Miscellaneous Expense Total:							
	14,620.00	14,620.00	244.40	1,966.74	0.00	12,653.26	86.55%
Category: E68 - Donation Expense							
001-0100-5680	50,000.00	50,000.00	0.00	25,000.00	0.00	25,000.00	50.00 %
001-0100-5681	30,000.00	35,000.00	0.00	19,914.96	0.00	15,085.04	43.10 %
001-0100-5682	10,000.00	10,000.00	0.00	0.00	0.00	10,000.00	100.00 %
Category: E68 - Donation Expense Total:							
	90,000.00	95,000.00	0.00	44,914.96	0.00	50,085.04	52.72%
Expense Total:							
	869,172.11	779,481.88	30,618.13	273,761.61	21,309.53	484,410.74	62.15%
Department: 0100 - Administration Surplus (Deficit):							
	6,490,235.89	6,579,926.12	624,003.29	2,794,781.13	-21,309.53	-3,806,454.52	57.85%
Department: 0110 - Information Technology Expense							
Category: E01 - Personnel Expense							
001-0110-5060	6,000.00	6,000.00	0.00	0.00	0.00	6,000.00	100.00 %
Category: E01 - Personnel Expense Total:							
	6,000.00	6,000.00	0.00	0.00	0.00	6,000.00	100.00%
Category: E60 - Miscellaneous Expense							
001-0110-5604	36,500.00	36,500.00	24,000.00	35,032.05	0.00	1,467.95	4.02 %
001-0110-5606	25,000.00	25,000.00	243.67	1,391.33	0.00	23,608.67	94.43 %
001-0110-5608	86,075.00	86,075.00	6,937.37	32,042.25	33,827.67	20,205.08	23.47 %
001-0110-5610	8,000.00	8,000.00	12,595.17	49,190.10	700.00	-41,890.10	-523.63 %
001-0110-5612	1,000.00	1,000.00	0.00	28.00	0.00	972.00	97.20 %
001-0110-5614	22,800.00	22,800.00	2,447.72	12,043.67	1,500.00	9,256.33	40.60 %
Category: E60 - Miscellaneous Expense Total:							
	179,375.00	179,375.00	46,223.93	129,727.40	36,027.67	13,619.93	7.59%
Category: E80 - Fixed Assets							
001-0110-5808	0.00	35,000.00	0.00	30,000.00	0.00	5,000.00	14.29 %
001-0110-5810	0.00	66,497.09	0.00	0.00	66,497.09	0.00	0.00 %
Category: E80 - Fixed Assets Total:							
	0.00	101,497.09	0.00	30,000.00	66,497.09	5,000.00	4.93%
Expense Total:							
	185,375.00	286,872.09	46,223.93	159,727.40	102,524.76	24,619.93	8.58%
Department: 0110 - Information Technology Total:							
	185,375.00	286,872.09	46,223.93	159,727.40	102,524.76	24,619.93	8.58%
Department: 0120 - Planning & Development Revenue							
Category: R10 - Taxes - Sales							
001-0120-4656	90,000.00	90,000.00	12,131.16	57,784.19	0.00	-32,215.81	35.80 %
Category: R10 - Taxes - Sales Total:							
	90,000.00	90,000.00	12,131.16	57,784.19	0.00	-32,215.81	35.80%

	Original Total Budget	Current Total Budget	Period Activity	Fiscal Activity	Encumbrances	Variance		Percent Remaining
						Favorable	(Unfavorable)	
Category: R20 - Licenses Permits & Fees								
001-0120-4200	10,000.00	10,000.00	1,011.74	3,756.30	0.00	-6,243.70	62.44 %	
001-0120-4206	3,000.00	3,000.00	370.00	910.00	0.00	-2,090.00	69.67 %	
001-0120-4208	150,000.00	150,000.00	6,825.00	57,193.75	0.00	-92,806.25	61.87 %	
001-0120-4210	6,500.00	6,500.00	2,462.40	6,403.80	0.00	-96.20	1.48 %	
001-0120-4214	90,000.00	90,000.00	7,974.20	37,301.28	0.00	-52,698.72	58.55 %	
001-0120-4220	50,000.00	50,000.00	3,962.14	26,553.83	0.00	-23,446.17	46.89 %	
001-0120-4226	5,000.00	5,000.00	100.00	700.00	0.00	-4,300.00	86.00 %	
001-0120-4228	60,000.00	60,000.00	810.00	5,223.00	0.00	-54,777.00	91.30 %	
001-0120-4230	3,000.00	3,000.00	390.00	1,839.00	0.00	-1,161.00	38.70 %	
001-0120-4232	50,000.00	50,000.00	3,579.76	15,010.42	0.00	-34,989.58	69.98 %	
001-0120-4234	5,000.00	5,000.00	1,155.00	4,060.00	0.00	-940.00	18.80 %	
001-0120-4236	40,000.00	40,000.00	3,099.08	16,611.88	0.00	-23,388.12	58.47 %	
001-0120-4238	3,500.00	3,500.00	350.00	2,635.88	0.00	-864.12	24.69 %	
001-0120-4240	250.00	250.00	0.00	0.00	0.00	-250.00	100.00 %	
001-0120-4242	6,500.00	6,500.00	1,035.00	7,205.00	0.00	705.00	110.85 %	
001-0120-4244	0.00	0.00	75.00	255.00	0.00	255.00	0.00 %	
001-0120-4248	4,000.00	4,000.00	80.00	1,268.34	0.00	-2,731.66	68.29 %	
001-0120-4250	4,500.00	4,500.00	440.00	1,388.00	0.00	-3,112.00	69.16 %	
001-0120-4256	6,000.00	6,000.00	0.00	75.00	0.00	-5,925.00	98.75 %	
001-0120-4258	30,000.00	30,000.00	0.00	1,625.00	0.00	-28,375.00	94.58 %	
	527,250.00	527,250.00	33,719.32	190,015.48	0.00	-337,234.52	63.96%	
Category: R20 - Licenses Permits & Fees Total:								
Category: R60 - Miscellaneous Revenue								
001-0120-4600	0.00	0.00	100.00	100.00	0.00	100.00	0.00 %	
	0.00	0.00	100.00	100.00	0.00	100.00	0.00%	
Category: R60 - Miscellaneous Revenue Total:								
Revenue Total:								
	617,250.00	617,250.00	45,950.48	247,899.67	0.00	-369,350.33	59.84%	
Expense								
Category: E01 - Personnel Expense								
001-0120-5000	407,986.68	407,986.68	31,584.95	170,886.24	0.00	237,100.44	58.11 %	
001-0120-5010	1,500.00	1,500.00	0.00	0.00	0.00	1,500.00	100.00 %	
001-0120-5020	31,325.74	31,325.74	2,364.98	12,816.01	0.00	18,509.73	59.09 %	
001-0120-5022	420.00	420.00	0.00	147.83	0.00	272.17	64.80 %	
001-0120-5025	0.00	1,050.00	0.00	1,025.45	0.00	24.55	2.34 %	
001-0120-5030	60,849.00	60,849.00	4,681.78	25,394.58	0.00	35,454.42	58.27 %	
001-0120-5040	70,092.49	70,092.49	5,518.18	29,575.22	0.00	40,517.27	57.81 %	
001-0120-5050	150.00	150.00	0.00	0.00	0.00	150.00	100.00 %	
001-0120-5055	2,000.00	2,000.00	0.00	179.38	0.00	1,820.62	91.03 %	
001-0120-5060	12,500.00	12,500.00	562.00	4,196.41	65.00	8,238.59	65.91 %	
	586,823.91	587,873.91	44,711.89	244,221.12	65.00	343,587.79	58.45%	
Category: E01 - Personnel Expense Total:								

Budget Report

For Fiscal: 2023 Period Ending: 05/31/2023

	Original Total Budget	Current Total Budget	Period Activity	Fiscal Activity	Encumbrances	Variance Favorable (Unfavorable) Remaining	Percent Remaining
Category: E10 - Building & Grounds Exp							
001-0120-5110	1,320.00	1,320.00	113.04	535.57	0.00	784.43	59.43 %
001-0120-5111	240.00	240.00	4.71	240.48	0.00	-0.48	-0.20 %
001-0120-5112	200.00	200.00	16.22	90.03	0.00	109.97	54.99 %
001-0120-5115	1,200.00	1,200.00	0.00	496.00	750.00	-46.00	-3.83 %
001-0120-5116	5,160.00	5,160.00	318.16	1,613.52	650.00	2,896.48	56.13 %
001-0120-5120	320.00	320.00	0.00	0.00	0.00	320.00	100.00 %
001-0120-5130	265.00	265.00	21.56	107.80	0.00	157.20	59.32 %
Category: E10 - Building & Grounds Exp Total:							
	8,705.00	8,705.00	473.69	3,083.40	1,400.00	4,221.60	48.50%
Category: E20 - Vehicle Expense							
001-0120-5200	9,000.00	9,000.00	535.09	2,566.05	0.00	6,433.95	71.49 %
001-0120-5210	1,000.00	1,000.00	433.68	529.18	0.00	470.82	47.08 %
001-0120-5225	2,400.00	2,093.01	0.00	1,110.41	0.00	982.60	46.95 %
Category: E20 - Vehicle Expense Total:							
	12,400.00	12,093.01	968.77	4,205.64	0.00	7,887.37	65.22%
Category: E30 - Supply Expense							
001-0120-5300	2,500.00	2,500.00	78.72	661.15	0.00	1,838.85	73.55 %
001-0120-5350	2,000.00	2,000.00	9.30	199.26	125.00	1,675.74	83.79 %
Category: E30 - Supply Expense Total:							
	4,500.00	4,500.00	88.02	860.41	125.00	3,514.59	78.10%
Category: E40 - Operations Expense							
001-0120-5405	10,000.00	10,000.00	142.50	2,013.80	833.00	7,153.20	71.53 %
001-0120-5475	12,300.00	12,300.00	30.88	661.65	0.00	11,638.35	94.62 %
001-0120-5480	23,000.00	23,000.00	0.00	19,628.00	0.00	3,372.00	14.66 %
Category: E40 - Operations Expense Total:							
	45,300.00	45,300.00	173.38	22,303.45	833.00	22,163.55	48.93%
Category: E55 - Professional Services							
001-0120-5553	2,000.00	2,000.00	35.70	35.70	0.00	1,964.30	98.22 %
001-0120-5560	5,000.00	5,000.00	0.00	15.00	0.00	4,985.00	99.70 %
001-0120-5568	17,000.00	17,000.00	3,510.00	12,600.00	2,800.00	1,600.00	94.11 %
001-0120-5571	30,000.00	30,000.00	0.00	265.65	0.00	29,734.35	99.11 %
001-0120-5574	3,000.00	3,000.00	0.00	0.00	0.00	3,000.00	100.00 %
001-0120-5589	700.00	700.00	170.31	170.31	0.00	529.69	75.67 %
Category: E55 - Professional Services Total:							
	57,700.00	57,700.00	3,716.01	13,086.66	2,800.00	41,813.34	72.47%
Category: E60 - Miscellaneous Expense							
001-0120-5600	5,000.00	5,000.00	0.00	244.20	0.00	4,755.80	95.12 %
001-0120-5608	25,000.00	25,000.00	0.00	1,020.62	527.50	23,451.88	93.81 %
Category: E60 - Miscellaneous Expense Total:							
	30,000.00	30,000.00	0.00	1,264.82	527.50	28,207.68	94.03%
Category: E80 - Fixed Assets							
001-0120-5808	12,650.00	12,650.00	1,181.33	5,906.65	0.00	6,743.35	53.31 %
Category: E80 - Fixed Assets Total:							
	12,650.00	12,650.00	1,181.33	5,906.65	0.00	6,743.35	53.31%

Budget Report

For Fiscal: 2023 Period Ending: 05/31/2023

	Original Total Budget	Current Total Budget	Period Activity	Fiscal Activity	Encumbrances	Variance Favorable (Unfavorable)	Percent Remaining
Category: E85 - Interest Expense							
Interest Expense	300.00	300.00	0.00	0.00	0.00	300.00	100.00 %
Category: E85 - Interest Expense Total:	300.00	300.00	0.00	0.00	0.00	300.00	100.00%
Expense Total:	758,378.91	759,121.92	51,313.09	294,932.15	5,750.50	458,439.27	60.39%
Department: 0120 - Planning & Development Surplus (Deficit):	-141,128.91	-141,871.92	-5,362.61	-47,032.48	-5,750.50	89,088.94	62.80%
Department: 0160 - Engineering Expense							
Category: E01 - Personnel Expense							
Worker's Comp Expense	4,135.00	735.00	0.00	706.71	0.00	28.29	3.85 %
Uniform Expense	2,000.00	2,000.00	147.61	375.71	0.00	1,624.29	81.21 %
Travel & Training Expense	5,000.00	5,000.00	0.00	1,620.00	0.00	3,380.00	67.60 %
Category: E01 - Personnel Expense Total:	11,135.00	7,735.00	147.61	2,702.42	0.00	5,032.58	65.06%
Category: E10 - Building & Grounds Exp							
Communication Exp - Cellular	2,300.00	2,300.00	178.42	892.60	360.00	1,047.40	45.54 %
Category: E10 - Building & Grounds Exp Total:	2,300.00	2,300.00	178.42	892.60	360.00	1,047.40	45.54%
Category: E20 - Vehicle Expense							
Fuel Expense	7,500.00	7,500.00	789.11	4,152.50	0.00	3,347.50	44.63 %
Service & Repair - Vehicle	1,200.00	1,200.00	226.09	790.96	0.00	409.04	34.09 %
Insurance Expense - Vehicle	1,700.00	1,913.23	0.00	1,904.81	0.00	8.42	0.44 %
Category: E20 - Vehicle Expense Total:	10,400.00	10,613.23	1,015.20	6,848.27	0.00	3,764.96	35.47%
Category: E30 - Supply Expense							
Supplies - Operating	5,000.00	5,000.00	238.98	1,097.05	0.00	3,902.95	78.06 %
Category: E30 - Supply Expense Total:	5,000.00	5,000.00	238.98	1,097.05	0.00	3,902.95	78.06%
Category: E60 - Miscellaneous Expense							
Hardware - New & Renewals	5,000.00	5,000.00	0.00	0.00	0.00	5,000.00	100.00 %
Software - New & Renewals	5,650.00	5,650.00	0.00	0.00	0.00	5,650.00	100.00 %
Category: E60 - Miscellaneous Expense Total:	10,650.00	10,650.00	0.00	0.00	0.00	10,650.00	100.00%
Category: E80 - Fixed Assets							
Capital Assets - Vehicles	19,000.00	19,000.00	1,611.72	8,058.60	0.00	10,941.40	57.59 %
Category: E80 - Fixed Assets Total:	19,000.00	19,000.00	1,611.72	8,058.60	0.00	10,941.40	57.59%
Category: E85 - Interest Expense							
Interest Expense	300.00	300.00	0.00	0.00	0.00	300.00	100.00 %
Category: E85 - Interest Expense Total:	300.00	300.00	0.00	0.00	0.00	300.00	100.00%
Expense Total:	58,785.00	55,598.23	3,191.93	19,598.94	360.00	35,639.29	64.10%
Department: 0160 - Engineering Total:	58,785.00	55,598.23	3,191.93	19,598.94	360.00	35,639.29	64.10%

Budget Report

For Fiscal: 2023 Period Ending: 05/31/2023

	Original Total Budget	Current Total Budget	Period Activity	Fiscal Activity	Encumbrances	Variance Favorable (Unfavorable) Remaining	Percent Remaining
Department: 0200 - Animal Control							
Revenue							
Category: R20 - Licenses Permits & Fees							
001-0200-4202	5,500.00	5,500.00	210.00	1,420.00	0.00	-4,080.00	74.18 %
001-0200-4222	8,000.00	8,000.00	715.00	3,668.22	0.00	-4,331.78	54.15 %
001-0200-4224	3,500.00	3,500.00	155.00	1,200.00	0.00	-2,300.00	65.71 %
001-0200-4246	12,500.00	12,500.00	585.00	3,720.00	0.00	-8,780.00	70.24 %
Category: R20 - Licenses Permits & Fees Total:	29,500.00	29,500.00	1,665.00	10,008.22	0.00	-19,491.78	66.07%
Category: R40 - Fines & Forfeitures							
001-0200-4420	6,000.00	6,000.00	1,180.00	5,926.20	0.00	-73.80	1.23 %
Category: R40 - Fines & Forfeitures Total:	6,000.00	6,000.00	1,180.00	5,926.20	0.00	-73.80	1.23%
Category: R62 - Intergovernmental Tsfrs							
001-0200-4627	631,002.00	631,002.00	52,583.00	262,915.00	0.00	-368,087.00	58.33 %
Category: R62 - Intergovernmental Tsfrs Total:	631,002.00	631,002.00	52,583.00	262,915.00	0.00	-368,087.00	58.33%
Expense							
Category: E01 - Personnel Expense							
001-0200-5000	359,527.79	359,527.79	22,763.45	119,120.25	0.00	240,407.54	66.87 %
001-0200-5005	107,426.00	107,426.00	8,952.17	44,760.85	0.00	62,665.15	58.33 %
001-0200-5010	12,000.00	12,000.00	2,026.56	5,367.19	0.00	6,632.81	55.27 %
001-0200-5020	28,421.47	28,421.47	1,834.16	9,202.90	0.00	19,218.57	67.62 %
001-0200-5022	576.00	576.00	9.04	150.03	0.00	425.97	73.95 %
001-0200-5025	1,900.00	2,700.00	0.00	2,698.03	0.00	1.97	0.07 %
001-0200-5030	56,611.66	56,611.66	3,797.82	18,905.68	0.00	37,705.98	66.60 %
001-0200-5040	81,998.40	81,998.40	5,009.84	23,560.96	0.00	58,437.44	71.27 %
001-0200-5050	500.00	500.00	173.22	313.02	0.00	186.98	37.40 %
001-0200-5055	5,000.00	5,000.00	945.30	2,017.78	225.79	2,756.43	55.13 %
001-0200-5060	11,000.00	11,000.00	-45.90	1,927.03	410.00	8,662.97	78.75 %
001-0200-5065	200.00	200.00	0.00	0.00	0.00	200.00	100.00 %
Category: E01 - Personnel Expense Total:	665,161.32	665,961.32	45,465.66	228,023.72	635.79	437,301.81	65.66%
Category: E10 - Building & Grounds Exp							
001-0200-5102	5,000.00	5,000.00	2,291.88	2,959.99	34.09	2,005.92	40.12 %
001-0200-5104	8,320.00	8,320.00	432.13	710.58	874.91	6,734.51	80.94 %
001-0200-5110	10,000.00	10,000.00	568.84	3,892.52	0.00	6,107.48	61.07 %
001-0200-5111	480.00	480.00	12.15	319.76	0.00	160.24	33.38 %
001-0200-5112	500.00	500.00	43.18	238.20	0.00	261.80	52.36 %
001-0200-5115	9,500.00	9,500.00	540.41	3,610.05	1,380.00	4,509.95	47.47 %
001-0200-5116	4,400.00	4,400.00	272.48	1,431.81	470.00	2,538.19	57.17 %
001-0200-5120	956.00	956.00	0.00	0.00	0.00	956.00	100.00 %
001-0200-5130	1,500.00	1,500.00	125.41	627.91	0.00	872.09	58.14 %

Budget Report

For Fiscal: 2023 Period Ending: 05/31/2023

	Original Total Budget	Current Total Budget	Period Activity	Fiscal Activity	Encumbrances	Variance Favorable (Unfavorable)	Percent Remaining
Supplies - B&G	500.00	500.00	0.00	85.43	0.00	414.57	82.91 %
Janitorial Supplies and Main Tools	4,000.00	4,000.00	593.39	1,419.70	625.39	1,954.91	48.87 %
	1,500.00	1,500.00	693.69	1,235.56	415.25	-150.81	-10.05 %
Category: E10 - Building & Grounds Exp Total:	46,696.00	46,696.00	5,573.56	16,531.51	3,799.64	26,364.85	56.46%
Category: E20 - Vehicle Expense							
Fuel Expense	4,500.00	4,500.00	616.20	2,887.62	0.00	1,612.38	35.83 %
Service & Repair - Vehicle	8,700.00	8,700.00	0.00	1,225.87	38.75	7,435.38	85.46 %
Insurance Expense - Vehicle	1,205.90	1,555.90	0.00	1,524.59	0.00	31.31	2.01 %
Category: E20 - Vehicle Expense Total:	14,405.90	14,755.90	616.20	5,638.08	38.75	9,079.07	61.53%
Category: E30 - Supply Expense							
Supplies - Office	1,200.00	1,200.00	211.29	645.62	71.73	482.65	40.22 %
Supplies - Kitchen	350.00	350.00	0.00	36.60	103.57	209.83	59.95 %
Supplies - Food Allowance	1,000.00	1,000.00	0.00	126.65	0.00	873.35	87.34 %
Supplies - Operating	9,300.00	9,300.00	198.39	681.02	93.77	8,525.21	91.67 %
Postage Expense	100.00	100.00	0.00	174.78	125.00	-199.78	-199.78 %
Medicine Expense	9,000.00	9,137.34	2,146.62	4,687.16	681.15	3,769.03	41.25 %
Spay & Neuter Vouchers	1,000.00	1,000.00	0.00	0.00	0.00	1,000.00	100.00 %
Category: E30 - Supply Expense Total:	21,950.00	22,087.34	2,556.30	6,351.83	1,075.22	14,660.29	66.37%
Category: E40 - Operations Expense							
Credit Card Fees	3,120.00	3,120.00	80.44	578.04	0.00	2,541.96	81.47 %
Dues & Subscriptions	825.00	825.00	0.00	522.53	0.00	302.47	36.66 %
Category: E40 - Operations Expense Total:	3,945.00	3,945.00	80.44	1,100.57	0.00	2,844.43	72.10%
Category: E55 - Professional Services							
Prof Services - Incineration & Disp	4,000.00	4,000.00	567.00	2,127.00	0.00	1,873.00	46.83 %
Prof Services - Printing	1,000.00	1,000.00	0.00	669.66	0.00	330.34	33.03 %
Prof Services - Veterinarian	25,000.00	25,000.00	1,959.70	5,859.93	1,850.00	17,290.07	69.16 %
Prof Services - Animal Care	5,000.00	5,000.00	214.13	1,103.34	255.03	3,641.63	72.83 %
Category: E55 - Professional Services Total:	35,000.00	35,000.00	2,740.83	9,759.93	2,105.03	23,135.04	66.10%
Category: E60 - Miscellaneous Expense							
Miscellaneous Expense	1,000.00	1,000.00	0.00	30.00	0.00	970.00	97.00 %
Hardware - New & Renewals	1,500.00	1,500.00	0.00	0.00	0.00	1,500.00	100.00 %
Software - New & Renewals	1,500.00	1,500.00	0.00	1,167.87	0.00	332.13	22.14 %
Category: E60 - Miscellaneous Expense Total:	4,000.00	4,000.00	0.00	1,197.87	0.00	2,802.13	70.05%
Category: E72 - Bond Expense							
Principal on Loans	7,680.00	7,680.00	648.63	3,232.04	0.00	4,447.96	57.92 %
Category: E72 - Bond Expense Total:	7,680.00	7,680.00	648.63	3,232.04	0.00	4,447.96	57.92%
Category: E80 - Fixed Assets							
Cap Assets - Vehicles	0.00	60,000.00	535.61	61,337.13	0.00	-1,337.13	-2.23 %
Category: E80 - Fixed Assets Total:	0.00	60,000.00	535.61	61,337.13	0.00	-1,337.13	-2.23%

Budget Report

For Fiscal: 2023 Period Ending: 05/31/2023

	Original Total Budget	Current Total Budget	Period Activity	Fiscal Activity	Encumbrances	Variance Favorable (Unfavorable) Remaining	Percent Remaining
Category: E85 - Interest Expense							
Interest Expense	780.00	780.00	54.45	283.36	0.00	496.64	63.67 %
Category: E85 - Interest Expense Total:	780.00	780.00	54.45	283.36	0.00	496.64	63.67%
Department: 0200 - Animal Control Surplus (Deficit):	-133,116.22	-194,403.56	-2,843.68	-54,606.62	-7,654.43	519,795.09	60.38%
Department: 0300 - Court Revenue							
Category: R40 - Fines & Forfeitures							
Act 316 of 1991 Revenue	200.00	200.00	18.12	90.60	0.00	-109.40	54.70 %
City Attorney Reim	26,000.00	26,000.00	2,190.68	10,953.40	0.00	-15,046.60	57.87 %
Court Fines	400,000.00	400,000.00	28,824.21	111,867.21	0.00	-288,132.79	72.03 %
District Court Reim	14,000.00	14,000.00	1,181.04	5,905.20	0.00	-8,094.80	57.82 %
Judge Retirement Reim	4,700.00	4,700.00	394.84	1,974.20	0.00	-2,725.80	58.00 %
Ordinance 89-15 Revenue	23,000.00	23,000.00	1,966.60	9,833.00	0.00	-13,167.00	57.25 %
Warrant Fees	65,000.00	65,000.00	2,615.45	47,882.15	0.00	-17,117.85	26.34 %
Category: R40 - Fines & Forfeitures Total:	532,900.00	532,900.00	37,190.94	188,505.76	0.00	-344,394.24	64.63%
Category: R60 - Miscellaneous Revenue							
Miscellaneous Revenue	50,520.00	50,520.00	2,269.09	17,384.19	0.00	-33,135.81	65.59 %
Category: R60 - Miscellaneous Revenue Total:	50,520.00	50,520.00	2,269.09	17,384.19	0.00	-33,135.81	65.59%
Category: R64 - Reimbursement							
Reimbursement RevSaline County	160,000.00	160,000.00	0.00	55,466.33	0.00	-104,533.67	65.33 %
Category: R64 - Reimbursement Total:	160,000.00	160,000.00	0.00	55,466.33	0.00	-104,533.67	65.33%
Revenue Total:	743,420.00	743,420.00	39,460.03	261,356.28	0.00	-482,063.72	64.84%
Expense							
Category: E01 - Personnel Expense							
Salary Expense	313,669.24	313,669.24	23,975.21	131,503.53	0.00	182,165.71	58.08 %
Overtime Expense	500.00	500.00	0.00	36.20	0.00	463.80	92.76 %
FICA Expense	24,033.95	24,033.95	1,763.49	9,709.71	0.00	14,324.24	59.60 %
Unemployment Expense	420.00	420.00	0.00	153.67	0.00	266.33	63.41 %
Worker's Comp Expense	1,300.00	1,700.00	0.00	1,672.61	0.00	27.39	1.61 %
APERS Expense	48,060.72	48,060.72	3,673.03	20,152.02	0.00	27,908.70	58.07 %
Pension Expense-Judge Rtmnt	10,000.00	0.00	0.00	0.00	0.00	0.00	0.00 %
Health Insurance Expense	62,987.04	62,987.04	4,997.58	24,987.90	0.00	37,999.14	60.33 %
Physical & Drug Screen Exp	300.00	300.00	0.00	0.00	0.00	300.00	100.00 %
Uniform Expense	500.00	500.00	0.00	12.21	0.00	487.79	97.56 %
Travel & Training Expense	10,500.00	10,500.00	116.55	1,910.73	0.00	8,589.27	81.80 %
Judge - Share to State	30,000.00	30,000.00	2,405.18	12,025.90	0.00	17,974.10	59.91 %
Category: E01 - Personnel Expense Total:	502,270.95	492,670.95	36,931.04	202,164.48	0.00	290,506.47	58.97%

Budget Report

For Fiscal: 2023 Period Ending: 05/31/2023

	Original Total Budget	Current Total Budget	Period Activity	Fiscal Activity	Encumbrances	Variance Favorable (Unfavorable)	Percent Remaining
Category: E10 - Building & Grounds Exp							
Repairs & Maint - Building	11,000.00	11,000.00	543.89	543.89	0.00	10,456.11	95.06 %
Utilities - Electric	6,000.00	6,000.00	452.17	2,142.27	0.00	3,857.73	64.30 %
Utilities - Gas	1,200.00	1,200.00	18.85	961.89	0.00	238.11	19.84 %
Utilities - Water	650.00	650.00	64.89	359.37	0.00	290.63	44.71 %
Com Exp - Tel Landline.Interne	3,216.00	3,216.00	91.87	1,507.35	1,590.00	118.65	3.69 %
Sanitation	1,080.00	1,080.00	86.25	431.25	0.00	648.75	60.07 %
Janitorial Supplies and Main	500.00	500.00	85.80	143.00	200.20	156.80	31.36 %
Category: E10 - Building & Grounds Exp Total:	23,646.00	23,646.00	1,343.72	6,089.02	1,790.20	15,766.78	66.68%
Category: E30 - Supply Expense							
Supplies - Office	9,000.00	9,000.00	603.29	3,819.22	0.00	5,180.78	57.56 %
Postage Expense	2,000.00	2,000.00	113.34	664.12	125.00	1,210.88	60.54 %
Category: E30 - Supply Expense Total:	11,000.00	11,000.00	716.63	4,483.34	125.00	6,391.66	58.11%
Category: E40 - Operations Expense							
Dues & Subscriptions	146,000.00	146,000.00	11,919.50	48,653.00	11,919.50	85,427.50	58.51 %
Category: E40 - Operations Expense Total:	146,000.00	146,000.00	11,919.50	48,653.00	11,919.50	85,427.50	58.51%
Category: E55 - Professional Services							
Prof Services - Advertising	500.00	500.00	0.00	0.00	0.00	500.00	100.00 %
Prof Services - Printing	5,000.00	5,000.00	0.00	0.00	0.00	5,000.00	100.00 %
Category: E55 - Professional Services Total:	5,500.00	5,500.00	0.00	0.00	0.00	5,500.00	100.00%
Category: E60 - Miscellaneous Expense							
Software - New & Renewals	1,272.00	1,272.00	0.00	0.00	0.00	1,272.00	100.00 %
Copiers & Maintenance	3,168.00	3,168.00	212.32	1,265.28	0.00	1,902.72	60.06 %
Category: E60 - Miscellaneous Expense Total:	4,440.00	4,440.00	212.32	1,265.28	0.00	3,174.72	71.50%
Expense Total:	692,856.95	683,256.95	51,123.21	262,655.12	13,834.70	406,767.13	59.53%
Department: 0300 - Court Surplus (Deficit):	50,563.05	60,163.05	-11,663.18	-1,298.84	-13,834.70	-75,296.59	125.15%
Department: 0400 - Parks Revenue							
Category: R60 - Miscellaneous Revenue	0.00	0.00	0.00	40,200.00	0.00	40,200.00	0.00 %
Miscellaneous Revenue	0.00	0.00	0.00	40,200.00	0.00	40,200.00	0.00%
Category: R62 - Intergovernmental Tsfrs	631,002.00	631,002.00	52,583.00	262,915.00	0.00	-368,087.00	58.33 %
Xfer Designated Tax	788,751.00	788,751.00	65,729.00	328,645.00	0.00	-460,106.00	58.33 %
Xfer Park 1/8 O & M	1,419,753.00	1,419,753.00	118,312.00	591,560.00	0.00	-828,193.00	58.33%
Category: R62 - Intergovernmental Tsfrs Total:	1,419,753.00	1,419,753.00	118,312.00	631,760.00	0.00	-787,993.00	55.50%
Revenue Total:	1,419,753.00	1,419,753.00	118,312.00	631,760.00	0.00	-787,993.00	55.50%

Budget Report

For Fiscal: 2023 Period Ending: 05/31/2023

Expense	Original Total Budget	Current Total Budget	Period Activity	Fiscal Activity	Encumbrances	Variance Favorable (Unfavorable) Remaining	Percent Remaining
Category: E01 - Personnel Expense							
001-0400-5000 Salary Expense	429,635.40	429,635.40	32,433.71	176,923.15	0.00	252,712.25	58.82 %
001-0400-5001 Part Time Labor	12,240.00	12,240.00	408.00	828.00	0.00	11,412.00	93.24 %
001-0400-5005 SWB Reimbursement	214,853.00	214,853.00	17,904.42	89,522.10	0.00	125,330.90	58.33 %
001-0400-5010 Overtime Expense	7,000.00	7,000.00	686.21	1,791.47	0.00	5,208.53	74.41 %
001-0400-5020 FICA Expense	35,887.42	35,887.42	2,516.80	13,442.52	0.00	22,444.90	62.54 %
001-0400-5022 Unemployment Expense	900.00	900.00	1.23	212.60	0.00	687.40	76.38 %
001-0400-5025 Worker's Comp Expense	11,000.00	18,400.00	0.00	18,378.93	0.00	21.07	0.11 %
001-0400-5030 APERS Expense	66,892.54	66,892.54	5,107.06	27,424.13	0.00	39,468.41	59.00 %
001-0400-5040 Health Insurance Expense	112,820.06	112,820.06	8,297.73	41,374.80	0.00	71,445.26	63.33 %
001-0400-5050 Physical & Drug Screen Exp	1,050.00	1,050.00	345.00	345.00	0.00	705.00	67.14 %
001-0400-5055 Uniform Expense	3,000.00	3,000.00	0.00	0.00	0.00	3,000.00	100.00 %
001-0400-5057 Vehicle Allowance	6,000.00	6,000.00	461.54	2,538.47	0.00	3,461.53	57.69 %
001-0400-5060 Travel & Training Expense	10,400.00	10,400.00	1,125.00	2,772.21	0.00	7,627.79	73.34 %
Category: E01 - Personnel Expense Total:	911,678.42	919,078.42	69,286.70	375,553.38	0.00	543,525.04	59.14%
Category: E10 - Building & Grounds Exp							
001-0400-5120 Insurance - Property	1,526.00	1,526.00	0.00	0.00	0.00	1,526.00	100.00 %
001-0400-5145 Tools	2,000.00	2,000.00	0.00	1,489.22	0.00	510.78	25.54 %
Category: E10 - Building & Grounds Exp Total:	3,526.00	3,526.00	0.00	1,489.22	0.00	2,036.78	57.76%
Category: E20 - Vehicle Expense							
001-0400-5200 Fuel Expense	15,000.00	15,000.00	1,803.07	6,825.24	0.00	8,174.76	54.50 %
001-0400-5210 Service & Repair - Vehicle	4,500.00	4,500.00	0.00	0.00	0.00	4,500.00	100.00 %
001-0400-5225 Insurance Expense - Vehicle	5,200.00	5,097.30	0.00	4,815.25	0.00	282.05	5.53 %
Category: E20 - Vehicle Expense Total:	24,700.00	24,597.30	1,803.07	11,640.49	0.00	12,956.81	52.68%
Category: E30 - Supply Expense							
001-0400-5350 Postage Expense	600.00	600.00	88.80	223.18	125.00	251.82	41.97 %
Category: E30 - Supply Expense Total:	600.00	600.00	88.80	223.18	125.00	251.82	41.97%
Category: E40 - Operations Expense							
001-0400-5535 Sales Tax Expense	2,000.00	2,000.00	0.00	2,131.00	0.00	-131.00	-6.55 %
Category: E40 - Operations Expense Total:	2,000.00	2,000.00	0.00	2,131.00	0.00	-131.00	-6.55%
Category: E55 - Professional Services							
001-0400-5550 Prof Services - Acctg & Audit	5,000.00	5,000.00	0.00	0.00	0.00	5,000.00	100.00 %
001-0400-5586 Prof Services - Other	36,000.00	36,000.00	3,080.00	10,060.00	6,160.00	19,780.00	54.94 %
Category: E55 - Professional Services Total:	41,000.00	41,000.00	3,080.00	10,060.00	6,160.00	24,780.00	60.44%
Category: E60 - Miscellaneous Expense							
001-0400-5604 Hardware - New & Renewals	2,500.00	2,500.00	657.04	657.04	0.00	1,842.96	73.72 %
001-0400-5608 Software - New & Renewals	15,605.00	15,605.00	0.00	1,155.87	0.00	14,449.13	92.59 %
Category: E60 - Miscellaneous Expense Total:	18,105.00	18,105.00	657.04	1,812.91	0.00	16,292.09	89.99%

Budget Report

For Fiscal: 2023 Period Ending: 05/31/2023

	Original Total Budget	Current Total Budget	Period Activity	Fiscal Activity	Encumbrances	Variance Favorable (Unfavorable)	Percent Remaining
Category: E72 - Bond Expense							
Principal for Loans	68,800.00	68,800.00	4,857.97	35,849.79	0.00	32,950.21	47.89 %
Category: E72 - Bond Expense Total:	68,800.00	68,800.00	4,857.97	35,849.79	0.00	32,950.21	47.89%
Category: E80 - Fixed Assets							
Cap Assets - Vehicles	0.00	0.00	1,082.30	5,411.50	0.00	-5,411.50	0.00 %
Fixed Assets - Equipment	0.00	31,926.88	0.00	31,832.60	0.00	94.28	0.30 %
Category: E80 - Fixed Assets Total:	0.00	31,926.88	1,082.30	37,244.10	0.00	-5,317.22	-16.65%
Category: E85 - Interest Expense							
Interest Expense	10,346.00	10,346.00	407.84	2,165.05	0.00	8,180.95	79.07 %
Category: E85 - Interest Expense Total:	10,346.00	10,346.00	407.84	2,165.05	0.00	8,180.95	79.07%
Department: 0400 - Parks - Mills Park & Pool							
Revenue	1,080,755.42	1,119,979.60	81,263.72	478,169.12	6,285.00	635,525.48	56.74%
Expense Total:	338,997.58	299,773.40	37,048.28	153,590.88	-6,285.00	-152,467.52	50.86%
Category: R50 - Sale of Services							
Mills Pool-Admin/Concessions	1,000.00	1,000.00	178.99	158.99	0.00	-841.01	84.10 %
Admissions	70,000.00	70,000.00	13,515.01	19,317.01	0.00	-50,682.99	72.40 %
Pavillion Fees	10,000.00	10,000.00	290.00	3,150.00	0.00	-6,850.00	68.50 %
Category: R50 - Sale of Services Total:	81,000.00	81,000.00	13,984.00	22,626.00	0.00	-58,374.00	72.07%
Revenue Total:	81,000.00	81,000.00	13,984.00	22,626.00	0.00	-58,374.00	72.07%
Category: E01 - Personnel Expense							
Part Time Labor	25,500.00	25,500.00	420.99	673.90	0.00	24,826.10	97.36 %
FICA Expense	1,950.75	1,950.75	32.19	51.53	0.00	1,899.22	97.36 %
Unemployment Expense	0.00	0.00	1.26	2.02	0.00	-2.02	0.00 %
Category: E01 - Personnel Expense Total:	27,450.75	27,450.75	454.44	727.45	0.00	26,723.30	97.35%
Category: E10 - Building & Grounds Exp							
Repairs & Maint - Building	2,000.00	2,000.00	145.00	485.00	0.00	1,515.00	75.75 %
Repairs & Maint - Grounds	13,000.00	17,285.13	4,476.13	9,122.97	4,458.18	3,703.98	21.43 %
Repairs & Maint - Pool	5,000.00	5,000.00	350.91	1,058.67	105.43	3,835.90	76.72 %
Utilities - Electric	7,000.00	16,000.00	637.93	4,282.26	0.00	11,717.74	73.24 %
Utilities - Gas	150.00	150.00	10.25	52.37	0.00	97.63	65.09 %
Utilities - Water	1,500.00	6,000.00	597.97	1,499.56	0.00	4,500.44	75.01 %
Com Exp - Tel Landline.interne	0.00	0.00	160.03	893.50	0.00	-893.50	0.00 %
Insurance - Property	500.00	500.00	0.00	0.00	0.00	500.00	100.00 %
Category: E10 - Building & Grounds Exp Total:	29,150.00	46,935.13	6,378.22	17,394.33	4,563.61	24,977.19	53.22%
Category: E30 - Supply Expense							
Supplies - Concession	100.00	100.00	0.00	2.00	0.00	98.00	98.00 %

Budget Report

For Fiscal: 2023 Period Ending: 05/31/2023

	Original Total Budget	Current Total Budget	Period Activity	Fiscal Activity	Encumbrances	Variance Favorable (Unfavorable) Remaining	Percent Remaining
001-0410-5328 Supplies - Pools	12,000.00	12,000.00	255.23	2,803.99	2,508.34	6,687.67	55.73 %
Category: E80 - Fixed Assets			255.23	2,805.99	2,508.34	6,785.67	56.08%
001-0410-5816 Capital Assets - Infrastructure	0.00	633,883.80	0.00	190,185.31	266,059.50	177,638.99	28.02 %
Category: E80 - Fixed Assets Total:	0.00	633,883.80	0.00	190,185.31	266,059.50	177,638.99	28.02%
Expense Total:	68,700.75	720,369.68	7,087.89	211,113.08	273,131.45	236,125.15	32.78%
Department: 0410 - Parks - Mills Park & Pool Surplus (Deficit):	12,299.25	-639,369.68	6,896.11	-188,487.08	-273,131.45	177,751.15	27.80%
Department: 0420 - Parks - Midland Revenue							
Category: R74 - Sponsorships							
001-0420-4740 User Agre Fees/Sponsors	24,000.00	24,000.00	0.00	16,375.00	0.00	-7,625.00	31.77 %
Category: R74 - Sponsorships Total:	24,000.00	24,000.00	0.00	16,375.00	0.00	-7,625.00	31.77%
Revenue Total:	24,000.00	24,000.00	0.00	16,375.00	0.00	-7,625.00	31.77%
Expense							
Category: E10 - Building & Grounds Exp							
001-0420-5104 Repairs & Maint - Grounds	29,000.00	30,600.00	2,773.64	11,207.80	0.00	19,392.20	63.37 %
001-0420-5110 Utilities - Electric	18,744.00	14,744.00	1,620.21	7,491.52	0.00	7,252.48	49.19 %
001-0420-5112 Utilities - Water	1,380.00	1,380.00	127.65	608.32	0.00	771.68	55.92 %
Category: E10 - Building & Grounds Exp Total:	49,124.00	46,724.00	4,521.50	19,307.64	0.00	27,416.36	58.68%
Expense Total:	49,124.00	46,724.00	4,521.50	19,307.64	0.00	27,416.36	58.68%
Department: 0420 - Parks - Midland Surplus (Deficit):	-25,124.00	-22,724.00	-4,521.50	-2,932.64	0.00	19,791.36	87.09%
Department: 0430 - Parks - Bishop Revenue							
Category: R30 - Membership Fees							
001-0430-4300 Membership Family	335,000.00	335,000.00	15,351.75	73,757.50	0.00	-261,242.50	77.98 %
001-0430-4304 Membership Silver Sneakers	54,000.00	54,000.00	5,649.50	26,489.50	0.00	-27,510.50	50.95 %
Category: R30 - Membership Fees Total:	389,000.00	389,000.00	21,001.25	100,247.00	0.00	-288,753.00	74.23%
Category: R33 - Rental Fees							
001-0430-4332 Equipment Rental	44,545.00	44,545.00	5,430.00	28,112.50	0.00	-16,432.50	36.89 %
001-0430-4340 Room Rental /Party Room	18,000.00	18,000.00	1,375.00	3,565.00	0.00	-14,435.00	80.19 %
001-0430-4350 Use Agreement Fees	26,450.00	26,450.00	12,889.00	20,459.00	0.00	-5,991.00	22.65 %
001-0430-4354 Tournaments	65,000.00	65,000.00	11,450.00	18,585.00	0.00	-46,415.00	71.41 %
Category: R33 - Rental Fees Total:	153,995.00	153,995.00	31,144.00	70,721.50	0.00	-83,273.50	54.08%
Category: R36 - Park Program Fees							
001-0430-4364 Basketball	63,000.00	63,000.00	220.00	3,751.00	0.00	-59,249.00	94.05 %
001-0430-4366 BASS Swim Program	38,000.00	38,000.00	0.00	2,765.00	0.00	-35,235.00	92.72 %
001-0430-4382 Pool Swim Lessons	55,000.00	55,000.00	11,935.00	33,794.40	0.00	-21,205.60	38.56 %
Category: R36 - Park Program Fees Total:	156,000.00	156,000.00	12,155.00	40,310.40	0.00	-115,689.60	74.16%

Budget Report

For Fiscal: 2023 Period Ending: 05/31/2023

	Original Total Budget	Current Total Budget	Period Activity	Fiscal Activity	Encumbrances	Variance Favorable (Unfavorable)	Percent Remaining
Category: R50 - Sale of Services							
001-0430-4500	55,000.00	55,000.00	13,953.00	25,882.25	0.00	-29,117.75	52.94 %
Concessions - Bishop							
001-0430-4514	35,000.00	35,000.00	5,740.00	15,433.00	0.00	-19,567.00	55.91 %
Daily Admissions Adults							
001-0430-4530	1,000.00	1,000.00	10.00	379.00	0.00	-621.00	62.10 %
Merchandise Sales							
001-0430-4534	12,000.00	12,000.00	1,500.00	7,415.00	0.00	-4,585.00	38.21 %
Red Cross Programs							
	103,000.00	103,000.00	21,203.00	49,109.25	0.00	-53,890.75	52.32%
Category: R60 - Miscellaneous Revenue							
001-0430-4600	5,000.00	5,000.00	4,060.93	4,696.37	0.00	-303.63	6.07 %
Miscellaneous Revenue							
	5,000.00	5,000.00	4,060.93	4,696.37	0.00	-303.63	6.07%
Category: R74 - Sponsorships							
001-0430-4740	98,500.00	98,500.00	2,950.00	17,203.00	0.00	-81,297.00	82.54 %
User Agre Fees/Sponsors							
	98,500.00	98,500.00	2,950.00	17,203.00	0.00	-81,297.00	82.54%
Revenue Total:							
	905,495.00	905,495.00	92,514.18	282,287.52	0.00	-623,207.48	68.83%
Expense							
Category: E01 - Personnel Expense							
001-0430-5000	402,102.42	402,102.42	30,530.63	168,347.01	0.00	233,755.41	58.13 %
Salary Expense							
001-0430-5001	219,300.00	219,300.00	21,099.29	115,051.90	0.00	104,248.10	47.54 %
Part Time Labor							
001-0430-5010	5,000.00	5,000.00	747.34	3,225.23	0.00	1,774.77	35.50 %
Overtime Expense							
001-0430-5020	47,913.13	47,913.13	4,155.04	22,633.00	0.00	25,280.13	52.76 %
FICA Expense							
001-0430-5022	1,540.00	1,540.00	70.92	612.52	0.00	927.48	60.23 %
Unemployment Expense							
001-0430-5025	4,200.00	7,050.00	0.00	7,017.44	0.00	32.56	0.46 %
Worker's Comp Expense							
001-0430-5030	62,354.79	62,354.79	4,758.72	26,053.98	0.00	36,300.81	58.22 %
APERS Expense							
001-0430-5040	72,492.72	72,492.72	5,715.11	28,689.40	0.00	43,803.32	60.42 %
Health Insurance Expense							
001-0430-5050	1,200.00	1,200.00	0.00	107.49	0.00	1,092.51	91.04 %
Physical & Drug Screen Exp							
001-0430-5055	4,000.00	4,000.00	390.72	614.87	703.20	2,681.93	67.05 %
Uniform Expense							
	820,103.06	822,953.06	67,467.77	372,352.84	703.20	449,897.02	54.67%
Category: E10 - Building & Grounds Exp							
001-0430-5102	55,400.00	55,400.00	1,348.67	24,148.43	13,719.03	17,532.54	31.65 %
Repairs & Maint - Building							
001-0430-5104	101,500.00	155,500.00	4,255.58	23,342.29	1,800.00	130,357.71	83.83 %
Repairs & Maint - Grounds							
001-0430-5105	55,000.00	55,000.00	3,826.59	21,672.00	3,459.05	29,868.95	54.31 %
Repairs & Maint - Pool							
001-0430-5106	7,000.00	7,000.00	179.32	179.32	0.00	6,820.68	97.44 %
Repairs & Maint - Splash Pad							
001-0430-5110	245,000.00	285,000.00	18,347.50	90,325.25	0.00	194,674.75	68.31 %
Utilities - Electric							
001-0430-5111	38,000.00	57,500.00	7,145.43	32,393.07	0.00	25,106.93	43.66 %
Utilities - Gas							
001-0430-5112	8,984.00	8,984.00	594.34	2,327.57	0.00	6,656.43	74.09 %
Utilities - Water							
001-0430-5115	21,804.00	21,804.00	1,436.95	8,973.31	2,760.00	10,700.69	46.19 %
Com Exp - Tel Landline.interne							
001-0430-5116	6,240.00	6,240.00	436.66	2,184.25	1,100.00	2,955.75	47.37 %
Communication Exp - Cellular							
001-0430-5120	40,000.00	51,000.00	0.00	0.00	0.00	51,000.00	100.00 %
Insurance - Property							
001-0430-5130	42,000.00	42,000.00	4,440.08	15,315.87	5,000.00	21,684.13	51.63 %
Sanitation							
001-0430-5140	2,000.00	2,000.00	0.00	5,169.60	0.00	-3,169.60	-158.48 %
Supplies - B&G							

Budget Report

For Fiscal: 2023 Period Ending: 05/31/2023

	Original Total Budget	Current Total Budget	Period Activity	Fiscal Activity	Encumbrances	Variance Favorable (Unfavorable) Remaining	Percent Remaining
Janitorial Supplies and Main	25,000.00	25,000.00	2,426.75	11,111.72	3,185.43	10,702.85	42.81 %
Category: E10 - Building & Grounds Exp Total:	647,928.00	772,428.00	44,437.87	237,142.68	31,023.51	504,261.81	65.28%
Category: E20 - Vehicle Expense							
Service & Repair - Equipment	10,000.00	10,000.00	47.66	4,834.63	0.00	5,165.37	51.65 %
Category: E20 - Vehicle Expense Total:	10,000.00	10,000.00	47.66	4,834.63	0.00	5,165.37	51.65%
Category: E30 - Supply Expense							
Supplies - Office	2,500.00	2,500.00	118.71	1,084.44	0.00	1,415.56	56.62 %
Supplies - Concession	40,000.00	40,000.00	8,980.10	22,053.57	3,239.05	14,707.38	36.77 %
Supplies - Park Programs	14,000.00	14,000.00	247.14	6,681.54	0.00	7,318.46	52.27 %
Supplies - Resale Merchandise	1,000.00	1,000.00	0.00	38.00	0.00	962.00	96.20 %
Category: E30 - Supply Expense Total:	57,500.00	57,500.00	9,345.95	29,857.55	3,239.05	24,403.40	42.44%
Category: E40 - Operations Expense							
BASS Program Expense	8,000.00	8,000.00	0.00	4,501.10	385.00	3,113.90	38.92 %
Aquatic Program Expense	6,500.00	6,500.00	581.89	4,132.40	462.00	1,905.60	29.32 %
Credit Card Fees	9,780.00	9,780.00	867.04	3,476.40	0.00	6,303.60	64.45 %
Dues & Subscriptions	1,843.40	1,843.40	552.07	1,497.15	0.00	346.25	18.78 %
Inspections & Monitoring	5,000.00	5,000.00	0.00	303.25	0.00	4,696.75	93.94 %
Category: E40 - Operations Expense Total:	31,123.40	31,123.40	2,001.00	13,910.30	847.00	16,366.10	52.58%
Category: E55 - Professional Services							
Prof Services - Advertising	3,500.00	3,500.00	0.00	0.00	0.00	3,500.00	100.00 %
Prof Services - Basketball	38,000.00	38,000.00	1,968.00	26,420.00	625.00	10,955.00	28.83 %
Prof Services - Other	87,000.00	87,000.00	4,210.00	25,146.12	0.00	61,853.88	71.10 %
Prof Services - Aerobic Instr	62,220.00	62,220.00	1,795.00	8,220.00	935.00	53,065.00	85.29 %
Prof Services - Printing	5,000.00	5,000.00	0.00	257.11	87.90	4,654.99	93.10 %
Category: E55 - Professional Services Total:	195,720.00	195,720.00	7,973.00	60,043.23	1,647.90	134,028.87	68.48%
Category: E80 - Fixed Assets							
Capital Assets - Infrastructure	0.00	8,000.00	0.00	7,934.21	0.00	65.79	0.82 %
Category: E80 - Fixed Assets Total:	0.00	8,000.00	0.00	7,934.21	0.00	65.79	0.82%
Department: 0430 - Parks - Bishop Surplus (Deficit):	1,762,374.46	1,897,724.46	131,273.25	726,075.44	37,460.66	1,134,188.36	59.77%
Department: 0440 - Parks - Alcoa Revenue	-856,879.46	-992,229.46	-38,759.07	-443,787.92	-37,460.66	510,980.88	51.50%
Category: R36 - Park Program Fees							
Parks Rental	1,000.00	1,000.00	150.00	1,375.00	0.00	375.00	137.50 %
Category: R36 - Park Program Fees Total:	1,000.00	1,000.00	150.00	1,375.00	0.00	375.00	37.50%

Budget Report

For Fiscal: 2023 Period Ending: 05/31/2023

	Original Total Budget	Current Total Budget	Period Activity	Fiscal Activity	Encumbrances	Variance Favorable (Unfavorable)	Percent Remaining
Category: R74 - Sponsorships							
User Agre Fees/Sponsors	5,000.00	5,000.00	0.00	0.00	0.00	-5,000.00	100.00 %
Revenue Total:	5,000.00	5,000.00	0.00	0.00	0.00	-5,000.00	100.00%
Category: E10 - Building & Grounds Exp							
Repairs & Maint - Grounds	15,000.00	15,000.00	878.02	3,819.20	0.00	11,180.80	74.54 %
Utilities - Electric	3,500.00	9,100.00	943.96	4,665.97	0.00	4,434.03	48.73 %
Utilities - Water	1,056.00	1,056.00	76.62	378.04	0.00	677.96	64.20 %
Category: E10 - Building & Grounds Exp Total:	19,556.00	25,156.00	1,898.60	8,863.21	0.00	16,292.79	64.77%
Expense Total:	19,556.00	25,156.00	1,898.60	8,863.21	0.00	16,292.79	64.77%
Department: 0440 - Parks - Alcoa Surplus (Deficit):	-13,556.00	-19,156.00	-1,748.60	-7,488.21	0.00	11,667.79	60.91%
Department: 0450 - Parks - Ashley							
Revenue							
Category: R36 - Park Program Fees							
Parks Rental	5,000.00	5,000.00	1,562.50	3,625.00	0.00	-1,375.00	27.50 %
Category: R36 - Park Program Fees Total:	5,000.00	5,000.00	1,562.50	3,625.00	0.00	-1,375.00	27.50%
Revenue Total:	5,000.00	5,000.00	1,562.50	3,625.00	0.00	-1,375.00	27.50%
Expense							
Category: E10 - Building & Grounds Exp							
Repairs & Maint - Grounds	8,000.00	8,000.00	0.00	724.92	0.00	7,275.08	90.94 %
Utilities - Electric	5,000.00	5,000.00	0.00	0.00	0.00	5,000.00	100.00 %
Category: E10 - Building & Grounds Exp Total:	13,000.00	13,000.00	0.00	724.92	0.00	12,275.08	94.42%
Expense Total:	13,000.00	13,000.00	0.00	724.92	0.00	12,275.08	94.42%
Department: 0450 - Parks - Ashley Surplus (Deficit):	-8,000.00	-8,000.00	1,562.50	2,900.08	0.00	10,900.08	136.25%
Department: 0500 - Fire							
Revenue							
Category: R15 - Taxes - Property							
Fire Rescue Funds	700.00	700.00	0.00	1,316.01	0.00	616.01	188.00 %
Category: R15 - Taxes - Property Total:	700.00	700.00	0.00	1,316.01	0.00	616.01	88.00%
Category: R20 - Licenses Permits & Fees							
Burn Permit	0.00	0.00	450.00	450.00	0.00	450.00	0.00 %
Category: R20 - Licenses Permits & Fees Total:	0.00	0.00	450.00	450.00	0.00	450.00	0.00%
Category: R33 - Rental Fees							
Use Agreement Fees	18,000.00	18,000.00	1,540.00	11,130.12	0.00	-6,869.88	38.17 %
Category: R33 - Rental Fees Total:	18,000.00	18,000.00	1,540.00	11,130.12	0.00	-6,869.88	38.17%

Budget Report

For Fiscal: 2023 Period Ending: 05/31/2023

	Original Total Budget	Current Total Budget	Period Activity	Fiscal Activity	Encumbrances	Variance Favorable (Unfavorable) Remaining	Percent Remaining
Category: R60 - Miscellaneous Revenue							
Miscellaneous Revenue	250.00	250.00	615.00	1,693.86	0.00	1,443.86	677.54 %
Category: R60 - Miscellaneous Revenue Total:	250.00	250.00	615.00	1,693.86	0.00	1,443.86	577.54%
Category: R62 - Intergovernmental Tsfrs							
Xfer Designated Tax	1,577,502.00	1,577,502.00	131,459.00	657,295.00	0.00	-920,207.00	58.33 %
Xfer Fire Special Tax	2,366,253.00	2,366,253.00	197,188.00	985,940.00	0.00	-1,380,313.00	58.33 %
Category: R62 - Intergovernmental Tsfrs Total:	3,943,755.00	3,943,755.00	328,647.00	1,643,235.00	0.00	-2,300,520.00	58.33%
Revenue Total:	3,962,705.00	3,962,705.00	331,252.00	1,657,824.99	0.00	-2,304,880.01	58.16%
Category: E01 - Personnel Expense							
Salary Expense	2,649,878.60	2,649,878.60	199,157.63	1,048,747.04	0.00	1,601,131.56	60.42 %
SWB Reimbursement	214,853.00	214,853.00	17,904.42	89,522.10	0.00	125,330.90	58.33 %
Overtime Expense	227,977.06	227,977.06	29,101.39	114,981.73	0.00	112,995.33	49.56 %
FICA Expense	44,904.80	44,904.80	3,468.05	17,806.33	0.00	27,098.47	60.35 %
Unemployment Expense	3,000.00	3,000.00	0.00	1,039.41	0.00	1,960.59	65.35 %
Worker's Comp Expense	62,000.00	62,000.00	0.00	62,693.57	0.00	6.43	0.01 %
APERS Expense	7,847.52	7,847.52	596.86	3,326.36	0.00	4,521.16	57.61 %
LOPFI Expense	678,391.58	678,391.58	54,154.02	275,489.33	0.00	402,902.25	59.39 %
LOPFI Perm Advance	-170,000.00	-170,000.00	0.00	0.00	0.00	-170,000.00	100.00 %
Health Insurance Expense	539,232.96	539,232.96	40,623.84	205,054.48	0.00	334,178.48	61.97 %
Physical & Drug Screen Exp	7,000.00	7,000.00	0.00	0.00	0.00	7,000.00	100.00 %
Uniform Expense	20,000.00	20,000.00	3,401.77	8,452.08	1,383.55	10,164.37	50.82 %
Travel & Training Expense	35,500.00	35,500.00	328.88	3,099.39	50.00	32,350.61	91.13 %
Training Aids	1,800.00	1,800.00	47.24	670.32	654.39	475.29	26.41 %
Category: E01 - Personnel Expense Total:	4,322,385.52	4,323,085.52	348,784.10	1,830,882.14	2,087.94	2,490,115.44	57.60%
Category: E10 - Building & Grounds Exp							
Repairs & Maint - Building	35,000.00	56,900.00	5,053.18	33,320.54	340.03	23,239.43	40.84 %
Utilities - Electric	39,900.00	54,900.00	3,064.40	16,016.67	0.00	38,883.33	70.83 %
Utilities - Gas	5,500.00	5,500.00	250.29	4,806.95	0.00	693.05	12.60 %
Utilities - Water	7,000.00	7,000.00	443.06	2,066.84	0.00	4,933.16	70.47 %
Com Exp - Tel Landline.Interne	27,927.96	27,927.96	1,604.57	10,665.80	3,990.00	13,272.16	47.52 %
Communication Exp - Cellular	9,780.00	9,780.00	779.72	3,899.51	1,600.00	4,280.49	43.77 %
Insurance - Property	30,530.00	23,030.00	0.00	0.00	0.00	23,030.00	100.00 %
Sanitation	2,900.00	2,900.00	129.01	887.87	0.00	2,012.13	69.38 %
Pest/Chem/Seed/Fert	2,000.00	2,000.00	0.00	276.07	0.00	1,723.93	86.20 %
Janitorial Supplies and Main	13,500.00	13,500.00	1,020.28	5,617.32	61.26	7,821.42	57.94 %
Tools	2,200.00	2,200.00	2.81	770.38	311.43	1,118.19	50.83 %
Category: E10 - Building & Grounds Exp Total:	176,237.96	205,637.96	12,347.32	78,327.95	6,302.72	121,007.29	58.84%
Category: E20 - Vehicle Expense							
Fuel Expense	36,000.00	36,000.00	3,884.33	19,682.94	31.25	16,285.81	45.24 %

Budget Report

For Fiscal: 2023 Period Ending: 05/31/2023

	Original Total Budget	Current Total Budget	Period Activity	Fiscal Activity	Encumbrances	Variance Favorable (Unfavorable)	Percent Remaining
001-0500-5210	2,500.00	2,500.00	168.68	189.51	49.47	2,261.02	90.44 %
001-0500-5212	3,000.00	3,000.00	50.29	210.35	82.40	2,707.25	90.24 %
001-0500-5216	42,000.00	42,000.00	123.94	13,837.68	96.55	28,065.77	66.82 %
001-0500-5218	7,000.00	7,000.00	0.00	0.00	0.00	7,000.00	100.00 %
001-0500-5225	23,000.00	21,810.97	0.00	18,883.75	0.00	2,927.22	13.42 %
001-0500-5230	5,500.00	5,500.00	0.00	400.28	0.00	5,099.72	92.72 %
Category: E20 - Vehicle Expense Total:	119,000.00	117,810.97	4,227.24	53,204.51	259.67	64,346.79	54.62%
Category: E30 - Supply Expense							
001-0500-5300	3,250.00	3,250.00	0.00	575.12	0.00	2,674.88	82.30 %
001-0500-5302	1,200.00	1,200.00	0.00	366.45	186.05	647.50	53.96 %
001-0500-5306	65,700.00	65,700.00	4,136.31	17,582.59	5,565.06	42,552.35	64.77 %
001-0500-5318	1,500.00	1,500.00	0.00	0.00	0.00	1,500.00	100.00 %
001-0500-5320	2,000.00	2,000.00	18.63	546.75	77.67	1,375.58	68.78 %
001-0500-5323	1,800.00	113,420.00	13,675.04	112,892.07	0.00	527.93	0.47 %
001-0500-5350	150.00	150.00	0.60	155.05	125.00	-130.05	-86.70 %
Category: E30 - Supply Expense Total:	75,600.00	187,220.00	17,830.58	132,118.03	5,953.78	49,148.19	26.25%
Category: E40 - Operations Expense							
001-0500-5480	1,000.00	1,000.00	661.85	746.85	-16.47	269.62	26.96 %
001-0500-5530	13,000.00	13,000.00	0.00	0.00	9,215.00	3,785.00	29.12 %
Category: E40 - Operations Expense Total:	14,000.00	14,000.00	661.85	746.85	9,198.53	4,054.62	28.96%
Category: E55 - Professional Services							
001-0500-5553	1,000.00	1,000.00	0.00	0.00	0.00	1,000.00	100.00 %
001-0500-5574	600.00	600.00	0.00	0.00	0.00	600.00	100.00 %
001-0500-5589	500.00	500.00	0.00	13.58	0.00	486.42	97.28 %
Category: E55 - Professional Services Total:	2,100.00	2,100.00	0.00	13.58	0.00	2,086.42	99.35%
Category: E60 - Miscellaneous Expense							
001-0500-5604	11,100.00	11,100.00	0.00	0.00	0.00	11,100.00	100.00 %
001-0500-5608	2,425.00	2,425.00	0.00	2,657.23	0.00	-232.23	-9.58 %
Category: E60 - Miscellaneous Expense Total:	13,525.00	13,525.00	0.00	2,657.23	0.00	10,867.77	80.35%
Category: E72 - Bond Expense							
001-0500-5840	113,148.00	113,148.00	0.00	29,939.22	0.00	83,208.78	73.54 %
Category: E72 - Bond Expense Total:	113,148.00	113,148.00	0.00	29,939.22	0.00	83,208.78	73.54%
Category: E80 - Fixed Assets							
001-0500-5808	8,600.00	8,600.00	714.36	3,571.80	0.00	5,028.20	58.47 %
001-0500-5816	0.00	12,440.20	0.00	4,489.06	0.00	7,951.14	63.91 %
Category: E80 - Fixed Assets Total:	8,600.00	21,040.20	714.36	8,060.86	0.00	12,979.34	61.69%

Budget Report

For Fiscal: 2023 Period Ending: 05/31/2023

	Original Total Budget	Current Total Budget	Period Activity	Fiscal Activity	Encumbrances	Variance Favorable (Unfavorable) Remaining	Percent Remaining
Category: E85 - Interest Expense							
Interest Expense	51,080.00	51,080.00	0.00	109.91	0.00	50,970.09	99.78 %
Category: E85 - Interest Expense Total:	51,080.00	51,080.00	0.00	109.91	0.00	50,970.09	99.78 %
Expense Total:	4,895,676.48	5,048,647.65	384,565.45	2,136,060.28	23,802.64	2,888,784.73	57.22 %
Department: 0500 - Fire - Springhill Vol Revenue	-932,971.48	-1,085,942.65	-53,313.45	-478,235.29	-23,802.64	583,904.72	53.77 %
Category: R15 - Taxes - Property							
Springhill VFD Assessment	55,000.00	55,000.00	5,596.52	11,959.49	0.00	-43,040.51	78.26 %
Category: R15 - Taxes - Property Total:	55,000.00	55,000.00	5,596.52	11,959.49	0.00	-43,040.51	78.26 %
Revenue Total:	55,000.00	55,000.00	5,596.52	11,959.49	0.00	-43,040.51	78.26 %
Category: E30 - Supply Expense							
Material and Maint	15,000.00	54,479.59	0.00	39,479.35	7,567.42	7,432.82	13.64 %
Category: E30 - Supply Expense Total:	15,000.00	54,479.59	0.00	39,479.35	7,567.42	7,432.82	13.64 %
Expense Total:	15,000.00	54,479.59	0.00	39,479.35	7,567.42	7,432.82	13.64 %
Department: 0510 - Fire - Springhill Vol Surplus (Deficit):	40,000.00	520.41	5,596.52	-27,519.86	-7,567.42	-35,607.69	6,842.24 %
Revenue							
Category: R40 - Fines & Forfeitures							
Intoximeter Revenue	780.00	780.00	67.14	335.70	0.00	-444.30	56.96 %
Category: R40 - Fines & Forfeitures Total:	780.00	780.00	67.14	335.70	0.00	-444.30	56.96 %
Category: R60 - Miscellaneous Revenue							
Miscellaneous Revenue	12,000.00	14,749.52	0.00	9,128.81	0.00	-5,620.71	38.11 %
Category: R60 - Miscellaneous Revenue Total:	12,000.00	14,749.52	0.00	9,128.81	0.00	-5,620.71	38.11 %
Category: R62 - Intergovernmental Tsfrs							
Xfr Designated Tax	1,577,502.00	1,577,502.00	131,459.00	657,295.00	0.00	-920,207.00	58.33 %
Category: R62 - Intergovernmental Tsfrs Total:	1,577,502.00	1,577,502.00	131,459.00	657,295.00	0.00	-920,207.00	58.33 %
Category: R66 - Sale of Equipment							
Sale of Fixed Assets	25,000.00	25,000.00	0.00	0.00	0.00	-25,000.00	100.00 %
Category: R66 - Sale of Equipment Total:	25,000.00	25,000.00	0.00	0.00	0.00	-25,000.00	100.00 %
Category: R70 - Grant Revenue							
Grant - Police DUI/Step	26,700.00	26,700.00	5,618.70	16,896.03	0.00	-9,803.97	36.72 %
Grant Revenue	4,500.00	4,500.00	0.00	5,500.00	0.00	1,000.00	122.22 %
Grant - JAG Equip	2,500.00	2,500.00	0.00	0.00	0.00	-2,500.00	100.00 %
Category: R70 - Grant Revenue Total:	33,700.00	33,700.00	5,618.70	22,396.03	0.00	-11,303.97	33.54 %
Revenue Total:	1,648,982.00	1,651,731.52	137,144.84	689,155.54	0.00	-962,575.98	58.28 %

Budget Report

For Fiscal: 2023 Period Ending: 05/31/2023

Expense	Original Total Budget	Current Total Budget	Period Activity	Fiscal Activity	Encumbrances	Variance		Percent Remaining
						Favorable (Unfavorable)	Remaining	
Category: E01 - Personnel Expense								
001-0600-5000 Salary Expense	2,254,674.39	2,254,674.39	189,586.96	1,031,457.79	0.00	1,223,216.60	54.25 %	
001-0600-5005 SWB Reimbursement	214,853.00	214,853.00	17,904.42	89,522.10	0.00	125,330.90	58.33 %	
001-0600-5010 Overtime Expense	65,000.00	65,000.00	647.93	9,810.28	0.00	55,189.72	84.91 %	
001-0600-5020 FICA Expense	189,695.10	189,695.10	14,431.88	79,259.51	0.00	110,435.59	58.22 %	
001-0600-5022 Unemployment Expense	2,700.00	2,700.00	35.78	1,029.38	0.00	1,670.62	61.87 %	
001-0600-5025 Worker's Comp Expense	17,000.00	17,000.00	0.00	0.00	0.00	17,000.00	100.00 %	
001-0600-5030 APERS Expense	12,448.69	12,448.69	965.52	5,328.49	0.00	7,120.20	57.20 %	
001-0600-5035 LOPFI Expense	575,847.60	575,847.60	44,804.34	240,964.76	0.00	334,882.84	58.15 %	
001-0600-5036 LOPFI Prem Advance	-155,000.00	-155,000.00	0.00	0.00	0.00	-155,000.00	100.00 %	
001-0600-5040 Health Insurance Expense	475,093.44	475,093.44	33,047.13	164,736.70	0.00	310,356.74	65.33 %	
001-0600-5050 Physical & Drug Screen Exp	3,000.00	3,000.00	382.00	1,151.00	0.00	1,849.00	61.63 %	
001-0600-5055 Uniform Expense	20,000.00	20,000.00	1,573.59	6,489.90	305.71	13,204.39	66.02 %	
001-0600-5056 Uniform Expenses - PR Benefit	15,480.00	15,480.00	1,290.00	8,700.00	0.00	6,780.00	43.80 %	
001-0600-5057 Uniform Expense - New Officer	20,000.00	20,000.00	4,243.85	7,483.35	0.00	12,516.65	62.58 %	
001-0600-5057 Travel & Training Expense	35,000.00	35,000.00	2,284.95	11,189.48	515.00	23,295.52	66.56 %	
001-0600-5065 First Aid Expense	500.00	500.00	0.00	0.00	0.00	500.00	100.00 %	
Category: E01 - Personnel Expense Total:								
	3,746,292.22	3,746,292.22	311,198.35	1,657,122.74	820.71	2,088,348.77	55.74%	
Category: E10 - Building & Grounds Exp								
001-0600-5102 Repairs & Maint - Building	15,000.00	31,500.00	2,798.35	15,637.55	40.10	15,822.35	50.23 %	
001-0600-5110 Utilities - Electric	13,992.00	13,992.00	2,112.74	10,752.41	0.00	3,239.59	23.15 %	
001-0600-5111 Utilities - Gas	1,100.00	1,100.00	56.17	2,349.03	0.00	-1,249.03	-113.55 %	
001-0600-5112 Utilities - Water	1,600.00	1,600.00	203.02	823.26	0.00	776.74	48.55 %	
001-0600-5115 Com Exp - Tel Landline.interne	27,328.92	18,628.92	592.97	4,314.50	2,820.00	11,494.42	61.70 %	
001-0600-5116 Communication Exp - Cellular	47,580.00	47,580.00	4,030.95	19,270.49	6,634.36	21,675.15	45.56 %	
001-0600-5120 Insurance - Property	4,733.00	13,433.00	0.00	0.00	0.00	13,433.00	100.00 %	
001-0600-5130 Sanitation	780.00	780.00	129.02	573.21	0.00	206.79	26.51 %	
001-0600-5142 Janitorial Supplies and Main	5,000.00	5,000.00	393.65	2,049.30	597.85	2,352.85	47.06 %	
Category: E10 - Building & Grounds Exp Total:								
	117,113.92	133,613.92	10,316.87	55,769.75	10,092.31	67,751.86	50.71%	
Category: E20 - Vehicle Expense								
001-0600-5200 Fuel Expense	186,000.00	186,000.00	16,104.39	76,998.15	0.00	109,001.85	58.60 %	
001-0600-5210 Service & Repair - Vehicle	50,000.00	52,749.52	4,902.91	25,774.02	98.29	26,877.21	50.95 %	
001-0600-5212 Service & Repair - Equipment	1,500.00	1,500.00	0.00	201.43	0.00	1,298.57	86.57 %	
001-0600-5213 Equipment Repairs	3,000.00	3,000.00	0.00	32.95	0.00	2,967.05	98.90 %	
001-0600-5214 Service & Repair - Heavy Equip	750.00	750.00	0.00	0.00	0.00	750.00	100.00 %	
001-0600-5218 Tire Expense	15,000.00	15,000.00	0.00	3,179.89	0.00	11,820.11	78.80 %	
001-0600-5225 Insurance Expense - Vehicle	30,000.00	38,813.54	0.00	34,974.09	0.00	3,839.45	9.89 %	
001-0600-5230 Radios	5,000.00	5,000.00	0.00	0.00	0.00	5,000.00	100.00 %	
Category: E20 - Vehicle Expense Total:								
	291,250.00	302,813.06	21,007.30	141,160.53	98.29	161,554.24	53.35%	

Budget Report

For Fiscal: 2023 Period Ending: 05/31/2023

	Original Total Budget	Current Total Budget	Period Activity	Fiscal Activity	Encumbrances	Variance Favorable (Unfavorable) Remaining	Percent Remaining
Category: E30 - Supply Expense							
001-0600-5300 Supplies - Office	6,000.00	6,000.00	902.91	1,767.64	717.83	3,514.53	58.58 %
001-0600-5310 Supplies - Weapons	20,000.00	20,000.00	0.00	0.00	0.00	20,000.00	100.00 %
001-0600-5312 Supplies - Ammunition	19,600.00	19,600.00	0.00	13,370.72	0.00	6,229.28	31.78 %
001-0600-5314 Supplies - Vests	10,000.00	10,000.00	1,862.84	3,725.68	0.00	6,274.32	62.74 %
001-0600-5322 Supplies - Operating - CID	2,900.00	2,900.00	0.00	1,824.64	0.00	1,075.36	37.08 %
001-0600-5350 Postage Expense	800.00	800.00	1.92	168.82	125.00	506.18	63.27 %
001-0600-5380 Prisoner Care Expense	500.00	500.00	0.00	0.00	0.00	500.00	100.00 %
Category: E30 - Supply Expense Total:	59,800.00	59,800.00	2,767.67	20,857.50	842.83	38,099.67	63.71%
Category: E40 - Operations Expense							
001-0600-5480 Dues & Subscriptions	2,000.00	2,000.00	0.00	780.00	0.00	1,220.00	61.00 %
001-0600-5525 Comm Crime Prevention Outreach	5,900.00	5,900.00	105.23	2,621.64	0.00	3,278.36	55.57 %
001-0600-5530 Safety Program	2,000.00	2,000.00	0.00	0.00	1,696.00	304.00	15.20 %
001-0600-5531 Radios - Police	1,200.00	1,980.00	0.00	0.00	780.00	1,200.00	60.61 %
Category: E40 - Operations Expense Total:	11,100.00	11,880.00	105.23	3,401.64	2,476.00	6,002.36	50.52%
Category: E55 - Professional Services							
001-0600-5553 Prof Services - Advertising	1,000.00	1,000.00	0.00	0.00	0.00	1,000.00	100.00 %
001-0600-5586 Prof Services - Other	6,000.00	6,000.00	256.10	1,429.61	0.00	4,570.39	76.17 %
001-0600-5589 Prof Services - Printing	500.00	500.00	0.00	147.02	0.00	352.98	70.60 %
Category: E55 - Professional Services Total:	7,500.00	7,500.00	256.10	1,576.63	0.00	5,923.37	78.98%
Category: E60 - Miscellaneous Expense							
001-0600-5604 Hardware - New & Renewals	38,000.00	38,000.00	0.00	1,307.49	0.00	36,692.51	96.56 %
001-0600-5608 Software - New & Renewals	46,025.00	46,025.00	84.80	43,372.77	75.00	2,577.23	5.60 %
001-0600-5616 Interpreter-Police	500.00	500.00	0.00	0.00	0.00	500.00	100.00 %
001-0600-5617 Misc/Equipment Police	800.00	800.00	0.00	0.00	256.26	543.74	67.97 %
Category: E60 - Miscellaneous Expense Total:	85,325.00	85,325.00	84.80	44,680.26	331.26	40,313.48	47.25%
Category: E70 - Grant Expense							
001-0600-5700 Grant Expense	4,500.00	4,500.00	0.00	0.00	5,500.00	-1,000.00	-22.22 %
001-0600-5705 Grant Expense - DUJ/Step	26,700.00	26,700.00	878.86	5,561.33	0.00	21,138.67	79.17 %
Category: E70 - Grant Expense Total:	31,200.00	31,200.00	878.86	5,561.33	5,500.00	20,138.67	64.55%
Category: E72 - Bond Expense							
001-0600-5840 Principal for Loans	828,881.63	926,293.34	45,935.27	228,809.07	97,411.71	600,072.56	64.78 %
Category: E72 - Bond Expense Total:	828,881.63	926,293.34	45,935.27	228,809.07	97,411.71	600,072.56	64.78%
Category: E80 - Fixed Assets							
001-0600-5808 Cap Assets - Vehicles	0.00	0.00	32,051.62	159,364.38	0.00	-159,364.38	0.00 %
001-0600-5810 Fixed Assets - Equipment	0.00	0.00	0.00	135,960.65	679,803.25	-815,763.90	0.00 %
Category: E80 - Fixed Assets Total:	0.00	0.00	32,051.62	295,325.03	679,803.25	-975,128.28	0.00%

Budget Report

For Fiscal: 2023 Period Ending: 05/31/2023

	Original Total Budget	Current Total Budget	Period Activity	Fiscal Activity	Encumbrances	Variance Favorable (Unfavorable)	Percent Remaining
Category: E85 - Interest Expense							
<u>001-0600-5850</u> Interest Expense	95,872.22	98,663.51	3,055.16	16,143.07	2,791.29	79,729.15	80.81 %
Expense Total:	95,872.22	98,663.51	3,055.16	16,143.07	2,791.29	79,729.15	80.81%
Category: E85 - Interest Expense Total:	95,872.22	98,663.51	3,055.16	16,143.07	2,791.29	79,729.15	80.81%
Department: 0600 - Police - Dispatch							
Revenue							
Category: R60 - Miscellaneous Revenue							
Emerg Telephone Service Rev	238,000.00	238,000.00	0.00	72,382.80	0.00	-165,617.20	69.59 %
Category: R60 - Miscellaneous Revenue Total:	238,000.00	238,000.00	0.00	72,382.80	0.00	-165,617.20	69.59%
Revenue Total:	238,000.00	238,000.00	0.00	72,382.80	0.00	-165,617.20	69.59%
Category: E01 - Personnel Expense							
Salary Expense	363,002.21	363,002.21	22,348.78	124,412.45	0.00	238,589.76	65.73 %
Overtime Expense	80,000.00	80,000.00	6,585.96	37,777.48	0.00	42,222.52	52.78 %
FICA Expense	33,889.68	33,889.68	2,139.41	12,037.08	0.00	21,852.60	64.48 %
Unemployment Expense	840.00	840.00	0.00	189.00	0.00	651.00	77.50 %
Worker's Comp Expense	10,000.00	16,000.00	0.00	30,234.16	0.00	-14,234.16	-88.96 %
APERS Expense	61,217.17	61,217.17	4,492.88	24,907.55	0.00	36,309.62	59.31 %
Health Insurance Expense	79,868.76	79,868.76	5,505.92	31,498.24	0.00	48,370.52	60.56 %
Category: E01 - Personnel Expense Total:	628,817.82	634,817.82	41,072.95	261,055.96	0.00	373,761.86	58.88%
Category: E55 - Professional Services							
Prof Services - Dispatch	1,950.00	1,950.00	0.00	0.00	0.00	1,950.00	100.00 %
Category: E55 - Professional Services Total:	1,950.00	1,950.00	0.00	0.00	0.00	1,950.00	100.00%
Category: E64 - Reimbursement							
Emerg Telephone Service Exp	67,640.00	67,640.00	4,950.00	7,427.78	28,339.92	31,872.30	47.12 %
Category: E64 - Reimbursement Total:	67,640.00	67,640.00	4,950.00	7,427.78	28,339.92	31,872.30	47.12%
Category: E80 - Fixed Assets							
Fixed Assets - Vehicles	0.00	0.00	363.87	1,819.35	0.00	-1,819.35	0.00 %
Category: E80 - Fixed Assets Total:	0.00	0.00	363.87	1,819.35	0.00	-1,819.35	0.00%
Expense Total:	698,407.82	704,407.82	46,386.82	270,303.09	28,339.92	405,764.81	57.60%
Department: 0610 - Police - Dispatch Surplus (Deficit):	-460,407.82	-466,407.82	-46,386.82	-197,920.29	-28,339.92	240,147.61	51.49%

Budget Report

For Fiscal: 2023 Period Ending: 05/31/2023

Department: 0620 - Police - SRO		Original	Current	Period	Fiscal	Encumbrances	Variance	Percent
Revenue		Total Budget	Total Budget	Activity	Activity		Favorable (Unfavorable)	Remaining
Category: R64 - Reimbursement								
Reimbursement Rev- SRO		293,000.00	293,000.00	175,078.75	175,078.75	0.00	-117,921.25	40.25%
<u>001-0620-4640</u>		293,000.00	293,000.00	175,078.75	175,078.75	0.00	-117,921.25	40.25%
Category: R64 - Reimbursement Total:		293,000.00	293,000.00	175,078.75	175,078.75	0.00	-117,921.25	40.25%
Revenue Total:		293,000.00	293,000.00	175,078.75	175,078.75	0.00	-117,921.25	40.25%
Expense								
Category: E01 - Personnel Expense								
Salary Expense		374,744.66	374,744.66	33,982.04	180,800.40	0.00	193,944.26	51.75%
Overtime Expense		1,000.00	1,000.00	876.90	2,646.28	0.00	-1,646.28	-164.63%
FICA Expense		28,759.77	28,759.77	2,599.92	13,750.91	0.00	15,008.86	52.19%
Unemployment Expense		480.00	480.00	0.00	177.03	0.00	302.97	63.12%
Worker's Comp Expense		7,000.00	7,900.00	0.00	7,838.51	0.00	61.49	0.78%
LOPFI Expense		90,150.26	90,150.26	8,416.56	44,074.08	0.00	46,076.18	51.11%
LOPFI Prem Advance		-22,000.00	-22,000.00	0.00	0.00	0.00	-22,000.00	100.00%
Health Insurance Expense		97,361.76	97,361.76	8,029.88	36,649.06	0.00	60,712.70	62.36%
Physical & Drug Screen Exp		500.00	500.00	0.00	0.00	0.00	500.00	100.00%
Uniform Expenses		9,000.00	9,000.00	210.00	2,352.66	0.00	6,647.34	73.86%
Travel & Training Expense		15,000.00	15,000.00	0.00	4,006.15	0.00	10,993.85	73.29%
Category: E01 - Personnel Expense Total:		601,996.45	602,896.45	54,115.30	292,295.08	0.00	310,601.37	51.52%
Category: E10 - Building & Grounds Exp								
Communication Exp - Cellular		9,600.00	9,600.00	728.80	3,644.90	1,500.00	4,455.10	46.41%
<u>001-0620-5116</u>		9,600.00	9,600.00	728.80	3,644.90	1,500.00	4,455.10	46.41%
Category: E10 - Building & Grounds Exp Total:		9,600.00	9,600.00	728.80	3,644.90	1,500.00	4,455.10	46.41%
Category: E60 - Miscellaneous Expense								
Software - New & Renewals		2,500.00	2,500.00	0.00	0.00	0.00	2,500.00	100.00%
<u>001-0620-5608</u>		2,500.00	2,500.00	0.00	0.00	0.00	2,500.00	100.00%
Category: E60 - Miscellaneous Expense Total:		2,500.00	2,500.00	0.00	0.00	0.00	2,500.00	100.00%
Department: 0620 - Police - SRO Surplus (Deficit):		614,096.45	614,996.45	54,844.10	295,939.98	1,500.00	317,556.47	51.64%
Expense Total:		-321,096.45	-321,996.45	120,234.65	-120,861.23	-1,500.00	199,635.22	62.00%
Department: 0630 - Police - K9								
Expense								
Category: E30 - Supply Expense								
Supplies - Food Allowance		1,800.00	1,800.00	0.00	0.00	0.00	1,800.00	100.00%
<u>001-0630-5306</u>		1,800.00	1,800.00	0.00	0.00	0.00	1,800.00	100.00%
Category: E40 - Operations Expense								
K9 Training		5,500.00	5,500.00	0.00	1,018.56	0.00	4,481.44	81.48%
<u>001-0630-5500</u>		5,500.00	5,500.00	0.00	1,018.56	0.00	4,481.44	81.48%
Category: E40 - Operations Expense Total:		5,500.00	5,500.00	0.00	1,018.56	0.00	4,481.44	81.48%

Budget Report

For Fiscal: 2023 Period Ending: 05/31/2023

	Original Total Budget	Current Total Budget	Period Activity	Fiscal Activity	Encumbrances	Variance		
						Favorable (Unfavorable)	Percent Remaining	
Category: E55 - Professional Services								
Prof Services - Veterinarian	3,000.00	3,000.00	114.00	347.50	0.00	2,652.50	88.42 %	
Category: E55 - Professional Services Total:	3,000.00	3,000.00	114.00	347.50	0.00	2,652.50	88.42%	
Expense Total:	10,300.00	10,300.00	114.00	1,366.06	0.00	8,933.94	86.74%	
Department: 0630 - Police - K9 Total:	10,300.00	10,300.00	114.00	1,366.06	0.00	8,933.94	86.74%	
Fund: 001 - General Fund Surplus (Deficit):	160,002.44	-1,056,138.41	290,700.19	-580,842.78	-1,329,688.66	-854,393.03	-80.90%	
Fund: 002 - Sales Tax Fund								
Department: 0100 - Administration								
Revenue								
Category: R10 - Taxes - Sales								
One Cent Sales Tax	6,310,008.00	6,310,008.00	566,271.98	2,642,754.66	0.00	-3,667,253.34	58.12 %	
Category: R10 - Taxes - Sales Total:	6,310,008.00	6,310,008.00	566,271.98	2,642,754.66	0.00	-3,667,253.34	58.12%	
Revenue Total:	6,310,008.00	6,310,008.00	566,271.98	2,642,754.66	0.00	-3,667,253.34	58.12%	
Expense								
Category: E62 - Intergovernmental Tsfr								
Xfer to General	6,310,008.00	6,310,008.00	525,834.00	2,629,170.00	0.00	3,680,838.00	58.33 %	
Category: E62 - Intergovernmental Tsfr Total:	6,310,008.00	6,310,008.00	525,834.00	2,629,170.00	0.00	3,680,838.00	58.33%	
Expense Total:	6,310,008.00	6,310,008.00	525,834.00	2,629,170.00	0.00	3,680,838.00	58.33%	
Department: 0100 - Administration Surplus (Deficit):	0.00	0.00	40,437.98	13,584.66	0.00	13,584.66	0.00%	
Fund: 002 - Sales Tax Fund Surplus (Deficit):	0.00	0.00	40,437.98	13,584.66	0.00	13,584.66	0.00%	
Fund: 003 - Franchise Fees Fund								
Department: 0100 - Administration								
Revenue								
Category: R50 - Sale of Services								
AT&T / SW Bell Franchise Fee	150,000.00	150,000.00	8,830.69	22,386.79	0.00	-127,613.21	85.08 %	
Centerpoint Energy Franchise Fee	200,000.00	200,000.00	67,516.37	234,535.99	0.00	34,535.99	117.27 %	
Fidelity Franchise Fee	15,000.00	15,000.00	0.00	17,031.12	0.00	2,031.12	113.54 %	
Comcast Cable Franchise Fee	75,000.00	75,000.00	17,411.36	35,090.44	0.00	-39,909.56	53.21 %	
Entergy Franchise Fee	600,000.00	600,000.00	0.00	194,856.22	0.00	-405,143.78	67.52 %	
First Electric Franchise Fee	275,000.00	275,000.00	24,977.80	161,842.64	0.00	-113,157.36	41.15 %	
Windstream Franchise Fee	15,000.00	15,000.00	0.00	5,862.88	0.00	-9,137.12	60.91 %	
Category: R50 - Sale of Services Total:	1,330,000.00	1,330,000.00	118,736.22	671,606.08	0.00	-658,393.92	49.50%	
Revenue Total:	1,330,000.00	1,330,000.00	118,736.22	671,606.08	0.00	-658,393.92	49.50%	

Budget Report

For Fiscal: 2023 Period Ending: 05/31/2023

Expense	Original Total Budget	Current Total Budget	Period Activity	Fiscal Activity	Encumbrances	Variance Favorable (Unfavorable) Remaining	Percent Remaining
Category: E62 - Intergovernmental Tsfr Xfer to General <u>003-0100-5620</u>	175,000.00	175,000.00	14,583.33	72,916.65	0.00	102,083.35	58.33 %
Category: E62 - Intergovernmental Tsfr Total:	175,000.00	175,000.00	14,583.33	72,916.65	0.00	102,083.35	58.33%
Expense Total:	175,000.00	175,000.00	14,583.33	72,916.65	0.00	102,083.35	58.33%
Department: 0100 - Administration Surplus (Deficit):	1,155,000.00	1,155,000.00	104,152.89	598,689.43	0.00	-556,310.57	48.17%
Department: 0800 - Street Expense							
Category: E62 - Intergovernmental Tsfr Xfer to Fund 185 <u>003-0800-5622</u>	649,000.20	649,000.20	52,973.08	265,679.29	0.00	383,320.91	59.06 %
Category: E62 - Intergovernmental Tsfr Total:	649,000.20	649,000.20	52,973.08	265,679.29	0.00	383,320.91	59.06%
Expense Total:	649,000.20	649,000.20	52,973.08	265,679.29	0.00	383,320.91	59.06%
Department: 0800 - Street Total:	649,000.20	649,000.20	52,973.08	265,679.29	0.00	383,320.91	59.06%
Fund: 003 - Franchise Fees Fund Surplus (Deficit):	505,999.80	505,999.80	51,179.81	333,010.14	0.00	-172,989.66	34.19%
Fund: 005 - Designated Tax Fund							
Department: 0200 - Animal Control Revenue							
Category: R10 - Taxes - Sales Designated Tax - AC <u>005-0200-4100</u>	631,002.00	631,002.00	56,627.20	264,275.47	0.00	-366,726.53	58.12 %
Category: R10 - Taxes - Sales Total:	631,002.00	631,002.00	56,627.20	264,275.47	0.00	-366,726.53	58.12%
Revenue Total:	631,002.00	631,002.00	56,627.20	264,275.47	0.00	-366,726.53	58.12%
Expense							
Category: E62 - Intergovernmental Tsfr Xfer to General - AC <u>005-0200-5620</u>	631,002.00	631,002.00	52,583.00	262,915.00	0.00	368,087.00	58.33 %
Category: E62 - Intergovernmental Tsfr Total:	631,002.00	631,002.00	52,583.00	262,915.00	0.00	368,087.00	58.33%
Expense Total:	631,002.00	631,002.00	52,583.00	262,915.00	0.00	368,087.00	58.33%
Department: 0200 - Animal Control Surplus (Deficit):	0.00	0.00	4,044.20	1,360.47	0.00	1,360.47	0.00%
Department: 0400 - Parks Revenue							
Category: R10 - Taxes - Sales Designated Tax - Park <u>005-0400-4100</u>	631,002.00	631,002.00	56,627.20	264,275.47	0.00	-366,726.53	58.12 %
Category: R10 - Taxes - Sales Total:	631,002.00	631,002.00	56,627.20	264,275.47	0.00	-366,726.53	58.12%
Revenue Total:	631,002.00	631,002.00	56,627.20	264,275.47	0.00	-366,726.53	58.12%

Budget Report

For Fiscal: 2023 Period Ending: 05/31/2023

	Original Total Budget	Current Total Budget	Period Activity	Fiscal Activity	Encumbrances	Variance		
						Favorable (Unfavorable)	Percent Remaining	
Expense								
Category: E62 - Intergovernmental Tsfr								
Xfer to General - Park	631,002.00	631,002.00	52,583.00	262,915.00	0.00	368,087.00	58.33 %	
Category: E62 - Intergovernmental Tsfr Total:	631,002.00	631,002.00	52,583.00	262,915.00	0.00	368,087.00	58.33%	
Expense Total:	631,002.00	631,002.00	52,583.00	262,915.00	0.00	368,087.00	58.33%	
Department: 0400 - Parks Surplus (Deficit):	0.00	0.00	4,044.20	1,360.47	0.00	1,360.47	0.00%	
Department: 0500 - Fire								
Revenue								
Category: R10 - Taxes - Sales								
Designated Tax - Fire	1,577,502.00	1,577,502.00	141,568.00	660,688.67	0.00	-916,813.33	58.12 %	
Category: R10 - Taxes - Sales Total:	1,577,502.00	1,577,502.00	141,568.00	660,688.67	0.00	-916,813.33	58.12%	
Revenue Total:	1,577,502.00	1,577,502.00	141,568.00	660,688.67	0.00	-916,813.33	58.12%	
Department: 0500 - Fire Surplus (Deficit):	0.00	0.00	10,109.00	3,393.67	0.00	3,393.67	0.00%	
Category: E62 - Intergovernmental Tsfr								
Xfer to General - Fire	1,577,502.00	1,577,502.00	131,459.00	657,295.00	0.00	920,207.00	58.33 %	
Category: E62 - Intergovernmental Tsfr Total:	1,577,502.00	1,577,502.00	131,459.00	657,295.00	0.00	920,207.00	58.33%	
Expense Total:	1,577,502.00	1,577,502.00	131,459.00	657,295.00	0.00	920,207.00	58.33%	
Department: 0600 - Police								
Revenue								
Category: R10 - Taxes - Sales								
Designated Tax - Police	1,577,502.00	1,577,502.00	141,568.00	660,688.67	0.00	-916,813.33	58.12 %	
Category: R10 - Taxes - Sales Total:	1,577,502.00	1,577,502.00	141,568.00	660,688.67	0.00	-916,813.33	58.12%	
Revenue Total:	1,577,502.00	1,577,502.00	141,568.00	660,688.67	0.00	-916,813.33	58.12%	
Department: 0600 - Police Surplus (Deficit):	0.00	0.00	10,109.00	3,393.67	0.00	3,393.67	0.00%	
Category: E62 - Intergovernmental Tsfr								
Xfer to General - Police	1,577,502.00	1,577,502.00	131,459.00	657,295.00	0.00	920,207.00	58.33 %	
Category: E62 - Intergovernmental Tsfr Total:	1,577,502.00	1,577,502.00	131,459.00	657,295.00	0.00	920,207.00	58.33%	
Expense Total:	1,577,502.00	1,577,502.00	131,459.00	657,295.00	0.00	920,207.00	58.33%	
Department: 0600 - Police Surplus (Deficit):	0.00	0.00	10,109.00	3,393.67	0.00	3,393.67	0.00%	
Department: 0800 - Street								
Revenue								
Category: R10 - Taxes - Sales								
Designated Tax - Street	1,893,000.00	1,893,000.00	169,881.58	792,826.38	0.00	-1,100,173.62	58.12 %	
Category: R10 - Taxes - Sales Total:	1,893,000.00	1,893,000.00	169,881.58	792,826.38	0.00	-1,100,173.62	58.12%	
Revenue Total:	1,893,000.00	1,893,000.00	169,881.58	792,826.38	0.00	-1,100,173.62	58.12%	

Budget Report

For Fiscal: 2023 Period Ending: 05/31/2023

Expense	Original Total Budget	Current Total Budget	Period Activity	Fiscal Activity	Encumbrances	Variance	
						Favorable	Percent Remaining
Category: E62 - Intergovernmental Tsfr Xfer to Street <u>005-0800-5622</u>	1,893,000.00	1,893,000.00	157,750.00	788,750.00	0.00	1,104,250.00	58.33 %
Category: E62 - Intergovernmental Tsfr Total:	1,893,000.00	1,893,000.00	157,750.00	788,750.00	0.00	1,104,250.00	58.33%
Expense Total:	1,893,000.00	1,893,000.00	157,750.00	788,750.00	0.00	1,104,250.00	58.33%
Department: 0800 - Street Surplus (Deficit):	0.00	0.00	12,131.58	4,076.38	0.00	4,076.38	0.00%
Fund: 005 - Designated Tax Fund Surplus (Deficit):	0.00	0.00	40,437.98	13,584.66	0.00	13,584.66	0.00%
Fund: 007 - Investment Account							
Department: 0100 - Administration							
Revenue							
Category: R85 - Interest Revenue							
<u>007-0100-4850</u>	0.00	0.00	0.55	3,150.49	0.00	3,150.49	0.00 %
Category: R85 - Interest Revenue Total:	0.00	0.00	0.55	3,150.49	0.00	3,150.49	0.00%
Revenue Total:	0.00	0.00	0.55	3,150.49	0.00	3,150.49	0.00%
Category: E62 - Intergovernmental Tsfr							
<u>007-0100-5626</u>	0.00	0.00	0.00	860,536.60	0.00	-860,536.60	0.00 %
Category: E62 - Intergovernmental Tsfr Total:	0.00	0.00	0.00	860,536.60	0.00	-860,536.60	0.00%
Category: E85 - Interest Expense							
<u>007-0100-5855</u>	0.00	0.00	271.30	-19,409.25	0.00	19,409.25	0.00 %
Category: E85 - Interest Expense Total:	0.00	0.00	271.30	-19,409.25	0.00	19,409.25	0.00%
Expense Total:	0.00	0.00	271.30	841,127.35	0.00	-841,127.35	0.00%
Department: 0100 - Administration Surplus (Deficit):	0.00	0.00	-270.75	-837,976.86	0.00	-837,976.86	0.00%
Fund: 007 - Investment Account Surplus (Deficit):	0.00	0.00	-270.75	-837,976.86	0.00	-837,976.86	0.00%
Fund: 020 - Animal Control Donation							
Department: 0200 - Animal Control							
Revenue							
Category: R68 - Donation Revenue							
<u>020-0200-4680</u>	2,500.00	2,500.00	0.00	0.00	0.00	-2,500.00	100.00 %
Category: R68 - Donation Revenue Total:	2,500.00	2,500.00	0.00	0.00	0.00	-2,500.00	100.00%
Revenue Total:	2,500.00	2,500.00	0.00	0.00	0.00	-2,500.00	100.00%

Budget Report

	Original Total Budget	Current Total Budget	Period Activity	Fiscal Activity	Encumbrances	Variance		
						Favorable (Unfavorable)	Percent Remaining	
Expense								
Category: E55 - Professional Services								
AC Donation Expense	2,500.00	2,500.00	0.00	984.42	0.00	1,515.58	60.62 %	
Category: E55 - Professional Services Total:	2,500.00	2,500.00	0.00	984.42	0.00	1,515.58	60.62%	
Expense Total:	2,500.00	2,500.00	0.00	984.42	0.00	1,515.58	60.62%	
Department: 0200 - Animal Control Surplus (Deficit):	0.00	0.00	0.00	-984.42	0.00	-984.42	0.00%	
Fund: 020 - Animal Control Donation Surplus (Deficit):	0.00	0.00	0.00	-984.42	0.00	-984.42	0.00%	
Fund: 030 - Act 1256 of 1995 Court								
Department: 0300 - Court								
Revenue								
Category: R40 - Fines & Forfeitures								
Act 1256 Civil Division	71,250.00	71,250.00	1,390.00	7,435.00	0.00	-63,815.00	89.56 %	
Act 1256 District Court Rev	330,000.00	330,000.00	17,448.26	101,972.40	0.00	-228,027.60	69.10 %	
Category: R40 - Fines & Forfeitures Total:	401,250.00	401,250.00	18,838.26	109,407.40	0.00	-291,842.60	72.73%	
Revenue Total:	401,250.00	401,250.00	18,838.26	109,407.40	0.00	-291,842.60	72.73%	
Expense								
Category: E01 - Personnel Expense								
Act 1256 Judge Retirement	5,200.00	5,200.00	394.84	1,974.20	0.00	3,225.80	62.03 %	
Category: E01 - Personnel Expense Total:	5,200.00	5,200.00	394.84	1,974.20	0.00	3,225.80	62.03%	
Category: E40 - Operations Expense								
Act 316 of 1991 Expense	250.00	250.00	18.12	90.60	0.00	159.40	63.76 %	
Act 918 of 1983 Expense	17,500.00	17,500.00	1,342.64	6,713.20	0.00	10,786.80	61.64 %	
Act 1256 Co Admin of Justice	140,500.00	140,500.00	10,741.60	53,708.00	0.00	86,792.00	61.77 %	
Act 1256 Court Costs	15,250.00	15,250.00	1,181.04	5,905.20	0.00	9,344.80	61.28 %	
Act 1256 City Attorney	28,500.00	28,500.00	2,190.68	10,953.40	0.00	17,546.60	61.57 %	
Act 1256 DFA (State)	167,150.00	167,150.00	935.60	19,894.10	0.00	147,255.90	88.10 %	
Act 1256 Ordinance 89-15	26,000.00	26,000.00	1,966.60	9,833.00	0.00	16,167.00	62.18 %	
Act 1256 Intoximeter Expense	900.00	900.00	67.14	335.70	0.00	564.30	62.70 %	
Category: E40 - Operations Expense Total:	396,050.00	396,050.00	18,443.42	107,433.20	0.00	288,616.80	72.87%	
Expense Total:	401,250.00	401,250.00	18,838.26	109,407.40	0.00	291,842.60	72.73%	
Department: 0300 - Court Surplus (Deficit):	0.00	0.00	0.00	0.00	0.00	0.00	0.00%	
Fund: 030 - Act 1256 of 1995 Court Surplus (Deficit):	0.00	0.00	0.00	0.00	0.00	0.00	0.00%	

Budget Report

For Fiscal: 2023 Period Ending: 05/31/2023

Fund: 031 - Act 1809 of 2001 Court Auto
Department: 0300 - Court

Original Total Budget	Current Total Budget	Period Activity	Fiscal Activity	Encumbrances	Variance Favorable (Unfavorable) Remaining	Percent Remaining
36,000.00	36,000.00	2,807.50	14,943.50	0.00	-21,056.50	58.49 %
36,000.00	36,000.00	2,807.50	14,943.50	0.00	-21,056.50	58.49%

Category: R40 - Fines & Forfeitures Total:

Revenue Total:	36,000.00	2,807.50	14,943.50	0.00	-21,056.50	58.49%
----------------	-----------	----------	-----------	------	------------	--------

Expense

Category: E60 - Miscellaneous Expense

Original Total Budget	Current Total Budget	Period Activity	Fiscal Activity	Encumbrances	Variance Favorable (Unfavorable) Remaining	Percent Remaining
36,000.00	36,000.00	0.00	11,394.40	7,438.88	17,166.72	47.69 %
36,000.00	36,000.00	0.00	11,394.40	7,438.88	17,166.72	47.69%

Category: E60 - Miscellaneous Expense Total:

Expense Total:	36,000.00	0.00	11,394.40	7,438.88	17,166.72	47.69%
----------------	-----------	------	-----------	----------	-----------	--------

Department: 0300 - Court Surplus (Deficit):

0.00	0.00	2,807.50	3,549.10	-7,438.88	-3,889.78	0.00%
------	------	----------	----------	-----------	-----------	-------

Fund: 031 - Act 1809 of 2001 Court Auto Surplus (Deficit):

0.00	0.00	2,807.50	3,549.10	-7,438.88	-3,889.78	0.00%
------	------	----------	----------	-----------	-----------	-------

Fund: 045 - Park 1/8 SalesTax O & M

Department: 0400 - Parks

Revenue

Category: R10 - Taxes - Sales

Original Total Budget	Current Total Budget	Period Activity	Fiscal Activity	Encumbrances	Variance Favorable (Unfavorable) Remaining	Percent Remaining
788,751.00	788,751.00	70,784.00	330,344.33	0.00	-458,406.67	58.12 %
788,751.00	788,751.00	70,784.00	330,344.33	0.00	-458,406.67	58.12%

Park 1/8 Sales Tax

Category: R10 - Taxes - Sales Total:

Revenue Total:	788,751.00	70,784.00	330,344.33	0.00	-458,406.67	58.12%
----------------	------------	-----------	------------	------	-------------	--------

Expense

Category: E62 - Intergovernmental Tsfr

Original Total Budget	Current Total Budget	Period Activity	Fiscal Activity	Encumbrances	Variance Favorable (Unfavorable) Remaining	Percent Remaining
788,751.00	788,751.00	65,729.00	328,645.00	0.00	460,106.00	58.33 %
788,751.00	788,751.00	65,729.00	328,645.00	0.00	460,106.00	58.33%

Xfr to General

Category: E62 - Intergovernmental Tsfr Total:

Expense Total:	788,751.00	65,729.00	328,645.00	0.00	460,106.00	58.33%
----------------	------------	-----------	------------	------	------------	--------

Department: 0400 - Parks Surplus (Deficit):

0.00	0.00	5,055.00	1,699.33	0.00	1,699.33	0.00%
------	------	----------	----------	------	----------	-------

Fund: 045 - Park 1/8 SalesTax O & M Surplus (Deficit):

0.00	0.00	5,055.00	1,699.33	0.00	1,699.33	0.00%
------	------	----------	----------	------	----------	-------

Fund: 051 - Act 833 of 1991 Fire

Department: 0500 - Fire

Revenue

Category: R15 - Taxes - Property

Original Total Budget	Current Total Budget	Period Activity	Fiscal Activity	Encumbrances	Variance Favorable (Unfavorable) Remaining	Percent Remaining
20,000.00	20,000.00	15,974.32	15,974.32	0.00	-4,025.68	20.13 %
20,000.00	20,000.00	15,974.32	15,974.32	0.00	-4,025.68	20.13%

State Turnback

Category: R15 - Taxes - Property Total:

Revenue Total:	20,000.00	15,974.32	15,974.32	0.00	-4,025.68	20.13%
----------------	-----------	-----------	-----------	------	-----------	--------

Revenue Total:

20,000.00	20,000.00	15,974.32	15,974.32	0.00	-4,025.68	20.13%
-----------	-----------	-----------	-----------	------	-----------	--------

Budget Report

	Original Total Budget	Current Total Budget	Period Activity	Fiscal Activity	Encumbrances	Variance Favorable (Unfavorable)	Percent Remaining
Expense							
Category: E40 - Operations Expense							
Act 833 Expense	20,000.00	56,702.05	0.00	37,361.30	9,617.90	9,722.85	17.15 %
<u>051-0500-5410</u>	20,000.00	56,702.05	0.00	37,361.30	9,617.90	9,722.85	17.15 %
Category: E40 - Operations Expense Total:							
Expense Total:							
Department: 0500 - Fire Surplus (Deficit):	0.00	-36,702.05	15,974.32	-21,386.98	-9,617.90	5,697.17	15.52 %
Fund: 051 - Act 833 of 1991 Fire Surplus (Deficit):	0.00	-36,702.05	15,974.32	-21,386.98	-9,617.90	5,697.17	15.52 %
Fund: 055 - Fire 3/8 SalesTax							
Department: 0500 - Fire							
Revenue							
Category: R10 - Taxes - Sales							
Fire 3/8 Sales Tax	2,366,253.00	2,366,253.00	212,351.99	991,032.97	0.00	-1,375,220.03	58.12 %
<u>055-0500-4120</u>	2,366,253.00	2,366,253.00	212,351.99	991,032.97	0.00	-1,375,220.03	58.12 %
Category: R10 - Taxes - Sales Total:							
Revenue Total:	2,366,253.00	2,366,253.00	212,351.99	991,032.97	0.00	-1,375,220.03	58.12 %
Expense							
Category: E62 - Intergovernmental Tsfr							
Xfer to General	2,366,253.00	2,366,253.00	197,188.00	985,940.00	0.00	1,380,313.00	58.33 %
<u>055-0500-5620</u>	2,366,253.00	2,366,253.00	197,188.00	985,940.00	0.00	1,380,313.00	58.33 %
Category: E62 - Intergovernmental Tsfr Total:							
Expense Total:	2,366,253.00	2,366,253.00	197,188.00	985,940.00	0.00	1,380,313.00	58.33 %
Department: 0500 - Fire Surplus (Deficit):	0.00	0.00	15,163.99	5,092.97	0.00	5,092.97	0.00 %
Fund: 055 - Fire 3/8 SalesTax Surplus (Deficit):	0.00	0.00	15,163.99	5,092.97	0.00	5,092.97	0.00 %
Fund: 061 - Act 918 of 1983 Police							
Department: 0600 - Police							
Revenue							
Category: R40 - Fines & Forfeitures							
Admin of Justice Revenue	15,000.00	15,000.00	1,342.64	6,713.20	0.00	-8,286.80	55.25 %
<u>061-0600-4410</u>	15,000.00	15,000.00	1,342.64	6,713.20	0.00	-8,286.80	55.25 %
Category: R40 - Fines & Forfeitures Total:							
Revenue Total:	15,000.00	15,000.00	1,342.64	6,713.20	0.00	-8,286.80	55.25 %
Expense							
Category: E60 - Miscellaneous Expense							
Miscellaneous Expense	15,000.00	15,000.00	0.00	6,317.32	0.00	8,682.68	57.88 %
<u>061-0600-5600</u>	15,000.00	15,000.00	0.00	6,317.32	0.00	8,682.68	57.88 %
Category: E60 - Miscellaneous Expense Total:							
Expense Total:	15,000.00	15,000.00	0.00	6,317.32	0.00	8,682.68	57.88 %
Department: 0600 - Police Surplus (Deficit):	0.00	0.00	1,342.64	395.88	0.00	395.88	0.00 %
Fund: 061 - Act 918 of 1983 Police Surplus (Deficit):	0.00	0.00	1,342.64	395.88	0.00	395.88	0.00 %

Budget Report

For Fiscal: 2023 Period Ending: 05/31/2023

	Original Total Budget	Current Total Budget	Period Activity	Fiscal Activity	Encumbrances	Variance Favorable (Unfavorable)	Percent Remaining
Fund: 062 - Act 988 of 1991 Emerg Veh							
Department: 0600 - Police							
Revenue							
Category: R40 - Fines & Forfeitures							
Act 988 of 1991 Revenue	12,000.00	12,000.00	240.00	1,096.17	0.00	-10,903.83	90.87 %
Category: R40 - Fines & Forfeitures Total:	12,000.00	12,000.00	240.00	1,096.17	0.00	-10,903.83	90.87%
Revenue Total:	12,000.00	12,000.00	240.00	1,096.17	0.00	-10,903.83	90.87%
Expense							
Category: E40 - Operations Expense							
Act 988 Expense	12,000.00	12,000.00	0.00	0.00	0.00	12,000.00	100.00 %
Category: E40 - Operations Expense Total:	12,000.00	12,000.00	0.00	0.00	0.00	12,000.00	100.00%
Expense Total:	12,000.00	12,000.00	0.00	0.00	0.00	12,000.00	100.00%
Department: 0600 - Police Surplus (Deficit):	0.00	0.00	240.00	1,096.17	0.00	1,096.17	0.00%
Fund: 062 - Act 988 of 1991 Emerg Veh Surplus (Deficit):	0.00	0.00	240.00	1,096.17	0.00	1,096.17	0.00%
Fund: 066 - Federal Drug Control							
Department: 0600 - Police							
Revenue							
Category: R85 - Interest Revenue							
Interest Revenue	0.00	0.00	0.26	1.21	0.00	1.21	0.00 %
Category: R85 - Interest Revenue Total:	0.00	0.00	0.26	1.21	0.00	1.21	0.00%
Revenue Total:	0.00	0.00	0.26	1.21	0.00	1.21	0.00%
Department: 0600 - Police Total:	0.00	0.00	0.26	1.21	0.00	1.21	0.00%
Fund: 066 - Federal Drug Control Total:	0.00	0.00	0.26	1.21	0.00	1.21	0.00%
Fund: 068 - State Drug Control							
Department: 0600 - Police							
Revenue							
Category: R40 - Fines & Forfeitures							
Drug Seizure Revenue	2,500.00	2,500.00	0.00	0.00	0.00	-2,500.00	100.00 %
Category: R40 - Fines & Forfeitures Total:	2,500.00	2,500.00	0.00	0.00	0.00	-2,500.00	100.00%
Interest Revenue	0.00	0.00	0.21	0.97	0.00	0.97	0.00 %
Category: R85 - Interest Revenue Total:	0.00	0.00	0.21	0.97	0.00	0.97	0.00%
Revenue Total:	2,500.00	2,500.00	0.21	0.97	0.00	-2,499.03	99.96%

Expense	Original Total Budget	Current Total Budget	Period Activity	Fiscal Activity	Encumbrances	Variance		
						Favorable	Percent Remaining	
Category: E60 - Miscellaneous Expense								
Miscellaneous Expense	2,500.00	2,500.00	0.00	0.00	0.00	2,500.00	100.00 %	
Category: E60 - Miscellaneous Expense Total:	2,500.00	2,500.00	0.00	0.00	0.00	2,500.00	100.00%	
Expense Total:	2,500.00	2,500.00	0.00	0.00	0.00	2,500.00	100.00%	
Department: 0600 - Police Surplus (Deficit):	0.00	0.00	0.21	0.97	0.00	0.97	0.00%	
Fund: 068 - State Drug Control Surplus (Deficit):	0.00	0.00	0.21	0.97	0.00	0.97	0.00%	
Fund: 080 - Street Fund								
Department: 0140 - Stormwater								
Expense								
Category: E01 - Personnel Expense								
Salary Expense	271,720.61	271,720.61	18,205.10	99,191.96	0.00	172,528.65	63.49 %	
Overtime Expense	695.00	695.00	54.08	224.04	0.00	470.96	67.76 %	
FICA Expense	20,836.64	20,836.64	1,372.29	7,484.38	0.00	13,352.26	64.08 %	
Unemployment Expense	180.00	180.00	0.00	89.57	0.00	90.43	50.24 %	
Worker's Comp Expense	500.00	600.00	0.00	580.45	0.00	19.55	3.26 %	
APERS Expense	41,724.88	41,724.88	2,797.35	15,230.74	0.00	26,494.14	63.50 %	
Health Insurance Expense	58,447.74	58,447.74	3,250.69	16,003.82	0.00	42,443.92	72.62 %	
Physical & Drug Screen Exp	300.00	300.00	0.00	138.00	0.00	162.00	54.00 %	
Uniform Expense	4,525.00	4,525.00	0.00	1,592.48	0.00	2,932.52	64.81 %	
Travel & Training Expense	10,000.00	10,000.00	325.00	3,407.88	0.00	6,592.12	65.92 %	
Category: E01 - Personnel Expense Total:	408,929.87	409,029.87	26,004.51	143,943.32	0.00	265,086.55	64.81%	
Category: E10 - Building & Grounds Exp								
Communication Exp - Cellular	3,024.00	3,024.00	333.36	1,583.00	450.00	991.00	32.77 %	
Category: E10 - Building & Grounds Exp Total:	3,024.00	3,024.00	333.36	1,583.00	450.00	991.00	32.77%	
Category: E20 - Vehicle Expense								
Fuel Expense	7,200.00	7,200.00	341.55	1,701.43	0.00	5,498.57	76.37 %	
Service & Repair - Vehicle	10,000.00	23,834.56	13,834.56	14,020.11	0.00	9,814.45	41.18 %	
Tire Expense	3,000.00	3,000.00	1,062.00	1,062.00	0.00	1,938.00	64.60 %	
Insurance Expense - Vehicle	1,000.00	1,000.00	0.00	956.75	0.00	43.25	4.33 %	
Category: E20 - Vehicle Expense Total:	21,200.00	35,034.56	15,238.11	17,740.29	0.00	17,294.27	49.36%	
Category: E30 - Supply Expense								
Supplies - Office	5,000.00	5,000.00	268.53	1,709.39	0.00	3,290.61	65.81 %	
Supplies - Operating	5,000.00	17,700.00	0.00	1,874.31	0.00	15,825.69	89.41 %	
Prisoner Care Expense	2,700.00	2,700.00	0.00	0.00	0.00	2,700.00	100.00 %	
Category: E30 - Supply Expense Total:	12,700.00	25,400.00	268.53	3,583.70	0.00	21,816.30	85.89%	
Category: E40 - Operations Expense								
Elections or Permit Fee Exp	1,200.00	1,200.00	200.00	200.00	0.00	1,000.00	83.33 %	

Budget Report

For Fiscal: 2023 Period Ending: 05/31/2023

	Original Total Budget	Current Total Budget	Period Activity	Fiscal Activity	Encumbrances	Variance Favorable (Unfavorable)	Percent Remaining
Public Education Expense	5,000.00	5,000.00	0.00	1,434.26	0.00	3,565.74	71.31 %
Category: E40 - Operations Expense Total:	6,200.00	6,200.00	200.00	1,634.26	0.00	4,565.74	73.64%
Category: E55 - Professional Services							
Prof Services - Engineering	100,000.00	150,510.00	7,303.13	18,388.35	51,140.00	80,981.65	53.80 %
Prof Services - Printing	250.00	250.00	0.00	0.00	0.00	250.00	100.00 %
Category: E55 - Professional Services Total:	100,250.00	150,760.00	7,303.13	18,388.35	51,140.00	81,231.65	53.88%
Category: E80 - Fixed Assets							
Fixed Assets - Vehicles	62,000.00	62,000.00	62,103.00	62,103.00	0.00	-103.00	-0.17 %
Category: E80 - Fixed Assets Total:	62,000.00	62,000.00	62,103.00	62,103.00	0.00	-103.00	-0.17%
Expense Total:	614,303.87	691,448.43	111,450.64	248,975.92	51,590.00	390,882.51	56.53%
Department: 0140 - Stormwater	614,303.87	691,448.43	111,450.64	248,975.92	51,590.00	390,882.51	56.53%
Department: 0800 - Street Revenue							
Category: R10 - Taxes - Sales							
1/2 Cent Sales Tax Expires 7/2023	456,000.00	456,000.00	52,710.78	260,144.40	0.00	-195,855.60	42.95 %
Category: R10 - Taxes - Sales Total:	456,000.00	456,000.00	52,710.78	260,144.40	0.00	-195,855.60	42.95%
Category: R15 - Taxes - Property							
State Turnback	924,000.00	924,000.00	87,095.46	455,929.88	0.00	-468,070.12	50.66 %
Saline County Treasurer	444,000.00	444,000.00	74,438.09	167,860.99	0.00	-276,139.01	62.19 %
Category: R15 - Taxes - Property Total:	1,368,000.00	1,368,000.00	161,533.55	623,790.87	0.00	-744,209.13	54.40%
Category: R60 - Miscellaneous Revenue							
Miscellaneous Revenue	1,000.00	1,577.84	0.00	3,014.08	0.00	1,436.24	191.03 %
Category: R60 - Miscellaneous Revenue Total:	1,000.00	1,577.84	0.00	3,014.08	0.00	1,436.24	91.03%
Category: R62 - Intergovernmental Tsfrs							
Xfr Designated Tax	1,893,000.00	1,893,000.00	157,750.00	788,750.00	0.00	-1,104,250.00	58.33 %
Category: R62 - Intergovernmental Tsfrs Total:	1,893,000.00	1,893,000.00	157,750.00	788,750.00	0.00	-1,104,250.00	58.33%
Category: R64 - Reimbursement							
Reimbursement Revenue	425,000.00	425,000.00	0.00	0.00	0.00	-425,000.00	100.00 %
Category: R64 - Reimbursement Total:	425,000.00	425,000.00	0.00	0.00	0.00	-425,000.00	100.00%
Category: R85 - Interest Revenue							
Interest Revenue	775.00	775.00	0.00	0.00	0.00	-775.00	100.00 %
Category: R85 - Interest Revenue Total:	775.00	775.00	0.00	0.00	0.00	-775.00	100.00%
Revenue Total:	4,143,775.00	4,144,352.84	371,994.33	1,675,699.35	0.00	-2,468,653.49	59.57%
Expense							
Category: E01 - Personnel Expense							
Salary Expense	869,963.91	869,963.91	48,279.87	258,267.42	0.00	611,696.49	70.31 %
SWB Reimbursement	206,796.00	206,796.00	17,233.00	86,165.00	0.00	120,631.00	58.33 %
Overtime Expense	10,000.00	10,000.00	817.33	2,212.90	0.00	7,787.10	77.87 %

	Original Total Budget	Current Total Budget	Period Activity	Fiscal Activity	Encumbrances	Variance Favorable (Unfavorable)	Percent Remaining
FICA Expense	67,317.24	67,317.24	3,693.14	19,603.29	0.00	47,713.95	70.88 %
Unemployment Expense	1,380.00	1,380.00	2.88	301.51	0.00	1,078.49	78.15 %
Worker's Comp Expense	18,000.00	22,000.00	0.00	21,940.59	0.00	59.41	0.27 %
APERS Expense	134,775.96	134,775.96	7,500.51	39,884.48	0.00	94,891.48	70.41 %
Health Insurance Expense	188,599.64	188,599.64	9,418.06	48,093.13	0.00	140,506.51	74.50 %
Physical & Drug Screen Exp	2,200.00	2,200.00	35.23	105.67	0.00	2,094.33	95.20 %
Uniform Expense	13,003.13	13,003.13	687.88	5,070.12	0.00	7,933.01	61.01 %
Travel & Training Expense	15,000.00	15,000.00	810.00	3,897.16	1,956.50	9,146.34	60.98 %
Category: E01 - Personnel Expense Total:	1,527,035.88	1,531,035.88	88,477.90	485,541.27	1,956.50	1,043,538.11	68.16%
Category: E10 - Building & Grounds Exp							
Repairs & Maint - Building	35,000.00	35,000.00	134.25	7,520.38	109.87	27,369.75	78.20 %
Utilities - Electric	20,000.00	20,000.00	11,058.39	46,092.00	-97,699.93	71,607.93	358.04 %
Utilities - Gas	2,499.96	2,499.96	26.30	1,520.99	0.00	978.97	39.16 %
Utilities - Water	5,000.00	5,000.00	42.53	212.89	0.00	4,787.11	95.74 %
Com Exp - Tel Landline.interne	14,640.00	14,640.00	862.02	4,802.10	750.00	9,087.90	62.08 %
Communication Exp - Cellular	4,500.00	4,500.00	560.27	2,614.24	905.10	980.66	21.79 %
Insurance - Property	1,965.00	1,965.00	0.00	0.00	0.00	1,965.00	100.00 %
Sanitation	3,500.00	3,500.00	1,025.56	2,875.26	4,384.31	-3,759.57	-107.42 %
Supplies - B&G	3,600.00	3,600.00	171.23	889.65	736.20	1,974.15	54.84 %
Janitorial Supplies and Main	2,000.00	2,000.00	574.37	901.95	384.58	713.47	35.67 %
Tools	12,000.00	12,000.00	2,069.57	6,879.76	409.84	4,710.40	39.25 %
Category: E10 - Building & Grounds Exp Total:	104,704.96	104,704.96	16,524.49	74,309.22	-90,020.03	120,415.77	115.00%
Category: E20 - Vehicle Expense							
Fuel Expense	70,000.00	70,000.00	6,352.37	26,266.92	0.00	43,733.08	62.48 %
Service & Repair - Vehicle	90,000.00	90,577.84	9,840.32	49,294.56	4,770.41	36,512.87	40.31 %
Tire Expense	15,000.00	15,000.00	911.34	3,350.39	0.00	11,649.61	77.66 %
Insurance Expense - Vehicle	22,000.00	27,322.50	0.00	24,244.02	0.00	3,078.48	11.27 %
Radios	1,500.00	1,500.00	0.00	1,467.77	0.00	32.23	2.15 %
Equipment Rental	20,000.00	20,000.00	0.00	0.00	0.00	20,000.00	100.00 %
Category: E20 - Vehicle Expense Total:	218,500.00	224,400.34	17,104.03	104,623.66	4,770.41	115,006.27	51.25%
Category: E30 - Supply Expense							
Supplies - Office	6,000.00	6,000.00	135.56	3,207.45	0.00	2,792.55	46.54 %
Supplies - Signs	40,000.08	40,000.08	0.00	22,888.04	-9,685.47	26,797.51	66.99 %
Supplies - Operating	242,448.00	245,472.74	6,692.06	59,042.47	16,749.10	169,681.17	69.12 %
Material and Maint	100,000.08	100,000.08	0.00	19,212.95	10,808.13	69,979.00	69.98 %
Postage Expense	504.00	504.00	10.80	206.46	125.00	172.54	34.23 %
Category: E30 - Supply Expense Total:	388,952.16	391,976.90	6,838.42	104,557.37	17,996.76	269,422.77	68.73%
Category: E40 - Operations Expense							
Dues & Subscriptions	5,283.00	5,283.00	0.00	50.91	0.00	5,232.09	99.04 %
Safety Program	3,000.00	3,000.00	0.00	0.00	0.00	3,000.00	100.00 %

Budget Report

For Fiscal: 2023 Period Ending: 05/31/2023

	Original Total Budget	Current Total Budget	Period Activity	Fiscal Activity	Encumbrances	Variance Favorable (Unfavorable)	Percent Remaining
080-0800-5535	4,000.00	4,000.00	0.00	0.00	0.00	4,000.00	100.00 %
080-0800-5545	50,000.00	50,000.00	0.00	0.00	0.00	50,000.00	100.00 %
080-0800-5546	227,000.00	224,817.00	3,983.19	21,367.00	0.00	203,450.00	90.50 %
080-0800-5547	5,000.00	5,000.00	304.88	304.88	0.00	4,695.12	93.90 %
Category: E40 - Operations Expense Total:	294,283.00	292,100.00	4,288.07	21,722.79	0.00	270,377.21	92.56%

Category: E55 - Professional Services

080-0800-5550	13,750.00	13,750.00	0.00	0.00	0.00	13,750.00	100.00 %
080-0800-5553	3,500.04	3,500.04	0.00	753.48	0.00	2,746.56	78.47 %
080-0800-5562	750.00	750.00	0.00	0.00	0.00	750.00	100.00 %
080-0800-5571	120,000.00	153,790.00	31,511.86	34,982.02	26,863.03	91,944.95	59.79 %
080-0800-5586	190,000.00	190,000.00	12,710.48	38,625.23	40,473.28	110,901.49	58.37 %
080-0800-5589	500.00	500.00	0.00	0.00	0.00	500.00	100.00 %
Category: E55 - Professional Services Total:	328,500.04	362,290.04	44,222.34	74,360.73	67,336.31	220,593.00	60.89%

Category: E60 - Miscellaneous Expense

080-0800-5604	5,500.00	5,500.00	328.53	8,281.24	0.00	-2,781.24	-50.57 %
080-0800-5608	48,465.00	48,465.00	1,945.00	6,414.01	36,812.00	5,238.99	10.81 %
080-0800-5614	0.00	0.00	147.74	738.72	0.00	-738.72	0.00 %
Category: E60 - Miscellaneous Expense Total:	53,965.00	53,965.00	2,421.27	15,433.97	36,812.00	1,719.03	3.19%

Category: E80 - Fixed Assets

080-0800-5808	346,000.00	297,500.00	177,781.15	177,781.15	153,219.85	-33,501.00	-11.26 %
080-0800-5810	473,000.00	932,426.88	14,172.38	300,708.40	600,958.50	30,759.98	3.30 %
080-0800-5816	269,000.00	1,052,837.36	1,613.00	298,829.42	568,053.73	185,954.21	17.66 %
Category: E80 - Fixed Assets Total:	1,088,000.00	2,282,764.24	193,566.53	777,318.97	1,322,232.08	183,213.19	8.03%

Category: E90 - Construction Projects

080-0800-5910	600,000.00	886,285.96	0.00	276,109.03	5,750.01	604,426.92	68.20 %
Category: E90 - Construction Projects Total:	600,000.00	886,285.96	0.00	276,109.03	5,750.01	604,426.92	68.20%
Expense Total:	4,603,941.04	6,129,523.32	373,443.05	1,933,977.01	1,366,834.04	2,828,712.27	46.15%
Department: 0800 - Street Surplus (Deficit):	-460,166.04	-1,985,170.48	-1,448.72	-258,277.66	-1,366,834.04	360,058.78	18.14%
Fund: 080 - Street Fund Surplus (Deficit):	-1,074,469.91	-2,676,618.91	-112,899.36	-507,253.58	-1,418,424.04	750,941.29	28.06%

Fund: 110 - Special Redemp - 2016 Bond

Department: 0100 - Administration							
Revenue							
Category: R62 - Intergovernmental Tsfrs							
110-0100-4623	0.00	0.00	2,902.77	13,344.14	0.00	13,344.14	0.00 %
Category: R62 - Intergovernmental Tsfrs Total:	0.00	0.00	2,902.77	13,344.14	0.00	13,344.14	0.00%

Budget Report

For Fiscal: 2023 Period Ending: 05/31/2023

	Original Total Budget	Current Total Budget	Period Activity	Fiscal Activity	Encumbrances	Variance Favorable (Unfavorable)	Percent Remaining
Category: R85 - Interest Revenue	0.00	0.00	98.23	357.67	0.00	357.67	0.00 %
Gain on Investment	0.00	0.00	98.23	357.67	0.00	357.67	0.00%
Category: R85 - Interest Revenue Total:	0.00	0.00	98.23	357.67	0.00	357.67	0.00%
Revenue Total:	0.00	0.00	3,001.00	13,701.81	0.00	13,701.81	0.00%
Department: 0100 - Administration	0.00	0.00	3,001.00	13,701.81	0.00	13,701.81	0.00%
Fund: 110 - Special Redemp - 2016 Bond Total:	0.00	0.00	3,001.00	13,701.81	0.00	13,701.81	0.00%
Fund: 113 - Debt Service Reserve Fund							
Department: 0100 - Administration	0.00	0.00	2,902.77	13,344.14	0.00	13,344.14	0.00 %
Revenue	0.00	0.00	2,902.77	13,344.14	0.00	13,344.14	0.00%
Category: R85 - Interest Revenue	0.00	0.00	2,902.77	13,344.14	0.00	13,344.14	0.00%
Interest Revenue	0.00	0.00	2,902.77	13,344.14	0.00	13,344.14	0.00%
Category: R85 - Interest Revenue Total:	0.00	0.00	2,902.77	13,344.14	0.00	13,344.14	0.00%
Revenue Total:	0.00	0.00	2,902.77	13,344.14	0.00	13,344.14	0.00%
Expense							
Category: E62 - Intergovernmental Tsfr	0.00	0.00	2,902.77	13,344.14	0.00	-13,344.14	0.00 %
Xfer to other fund	0.00	0.00	2,902.77	13,344.14	0.00	-13,344.14	0.00%
Category: E62 - Intergovernmental Tsfr Total:	0.00	0.00	2,902.77	13,344.14	0.00	-13,344.14	0.00%
Expense Total:	0.00	0.00	2,902.77	13,344.14	0.00	-13,344.14	0.00%
Department: 0100 - Administration Surplus (Deficit):	0.00	0.00	0.00	0.00	0.00	0.00	0.00%
Fund: 113 - Debt Service Reserve Fund Surplus (Deficit):	0.00	0.00	0.00	0.00	0.00	0.00	0.00%
Fund: 114 - 2016 Bond Fund							
Department: 0100 - Administration	0.00	0.00	283,135.99	1,321,377.33	0.00	1,321,377.33	0.00 %
Revenue	0.00	0.00	283,135.99	1,321,377.33	0.00	1,321,377.33	0.00%
Category: R10 - Taxes - Sales	0.00	0.00	283,135.99	1,321,377.33	0.00	1,321,377.33	0.00%
Loan Proceeds	0.00	0.00	283,135.99	1,321,377.33	0.00	1,321,377.33	0.00%
Category: R10 - Taxes - Sales Total:	0.00	0.00	283,135.99	1,321,377.33	0.00	1,321,377.33	0.00%
Revenue Total:	0.00	0.00	283,135.99	1,321,377.33	0.00	1,321,377.33	0.00%
Department: 0100 - Administration Total:	0.00	0.00	283,135.99	1,321,377.33	0.00	1,321,377.33	0.00%
Department: 0400 - Parks							
Revenue	0.00	0.00	6,714.48	21,920.89	0.00	21,920.89	0.00 %
Category: R85 - Interest Revenue	0.00	0.00	6,714.48	21,920.89	0.00	21,920.89	0.00%
Interest Revenue	0.00	0.00	6,714.48	21,920.89	0.00	21,920.89	0.00%
Category: R85 - Interest Revenue Total:	0.00	0.00	6,714.48	21,920.89	0.00	21,920.89	0.00%
Revenue Total:	0.00	0.00	6,714.48	21,920.89	0.00	21,920.89	0.00%
Department: 0400 - Parks Total:	0.00	0.00	6,714.48	21,920.89	0.00	21,920.89	0.00%
Fund: 114 - 2016 Bond Fund Total:	0.00	0.00	289,850.47	1,343,298.22	0.00	1,343,298.22	0.00%

Budget Report

For Fiscal: 2023 Period Ending: 05/31/2023

Fund: 167 - 2022 Amend 78
 Department: 0100 - Administration
 Revenue

Category: R10 - Taxes - Sales
 Loan Proceeds

Original Total Budget	Current Total Budget	Period Activity	Fiscal Activity	Encumbrances	Variance Favorable (Unfavorable)	Percent Remaining
0.00	0.00	0.00	-40,200.00	0.00	-40,200.00	0.00 %
0.00	0.00	0.00	-40,200.00	0.00	-40,200.00	0.00 %
0.00	0.00	0.00	-40,200.00	0.00	-40,200.00	0.00 %
0.00	0.00	0.00	-40,200.00	0.00	-40,200.00	0.00 %
0.00	0.00	0.00	-40,200.00	0.00	-40,200.00	0.00 %

Category: R10 - Taxes - Sales Total:

Revenue Total:

Department: 0100 - Administration Total:

Fund: 167 - 2022 Amend 78 Total:

Fund: 183 - 2023 Street Bond DSR
 Department: 0800 - Street
 Revenue

Category: R10 - Taxes - Sales
 Loan Proceeds

0.00	0.00	586,490.00	586,490.00	0.00	586,490.00	0.00 %
0.00	0.00	586,490.00	586,490.00	0.00	586,490.00	0.00 %
0.00	0.00	586,490.00	586,490.00	0.00	586,490.00	0.00 %
0.00	0.00	586,490.00	586,490.00	0.00	586,490.00	0.00 %
0.00	0.00	586,490.00	586,490.00	0.00	586,490.00	0.00 %

Category: R10 - Taxes - Sales Total:

Revenue Total:

Department: 0800 - Street Total:

Fund: 183 - 2023 Street Bond DSR Total:

Fund: 185 - Street Bond 2016 DS
 Department: 0800 - Street
 Revenue

Category: R62 - Intergovernmental Tsfrs
 Xfer from Other

0.00	0.00	52,973.08	267,784.58	0.00	267,784.58	0.00 %
0.00	0.00	52,973.08	267,784.58	0.00	267,784.58	0.00 %

Category: R62 - Intergovernmental Tsfrs Total:

Category: R85 - Interest Revenue
 Interest Revenue

0.00	0.00	454.90	3,474.88	0.00	3,474.88	0.00 %
0.00	0.00	454.90	3,474.88	0.00	3,474.88	0.00 %
0.00	0.00	53,427.98	271,259.46	0.00	271,259.46	0.00 %

Category: R85 - Interest Revenue Total:

Revenue Total:

Expense

Category: E72 - Bond Expense
 Bond Principal Pmt
 Bond Fees
 Interest Expense

0.00	0.00	0.00	370,000.00	0.00	-370,000.00	0.00 %
0.00	0.00	83.33	416.65	0.00	-416.65	0.00 %
0.00	0.00	0.00	137,221.88	0.00	-137,221.88	0.00 %
0.00	0.00	83.33	507,638.53	0.00	-507,638.53	0.00 %
0.00	0.00	83.33	507,638.53	0.00	-507,638.53	0.00 %

Expense Total:

Department: 0800 - Street Surplus (Deficit):

Fund: 185 - Street Bond 2016 DS Surplus (Deficit):

0.00	0.00	53,344.65	-236,379.07	0.00	-236,379.07	0.00 %
0.00	0.00	53,344.65	-236,379.07	0.00	-236,379.07	0.00 %

Budget Report

	Original Total Budget	Current Total Budget	Period Activity	Fiscal Activity	Encumbrances	Variance Favorable (Unfavorable)	Percent Remaining
Fund: 186 - Street Bond 2016 DSR							
Department: 0800 - Street							
Revenue							
Category: R85 - Interest Revenue							
Interest Revenue	0.00	0.00	1,240.72	5,633.58	0.00	5,633.58	0.00 %
<u>186-0800-4850</u>	0.00	0.00	1,240.72	5,633.58	0.00	5,633.58	0.00%
Category: R85 - Interest Revenue Total:	0.00	0.00	1,240.72	5,633.58	0.00	5,633.58	0.00%
Revenue Total:							
Expense							
Category: E62 - Intergovernmental Tsfr							
Xfer to Other	0.00	0.00	0.00	2,105.29	0.00	-2,105.29	0.00 %
<u>186-0800-5626</u>	0.00	0.00	0.00	2,105.29	0.00	-2,105.29	0.00%
Category: E62 - Intergovernmental Tsfr Total:	0.00	0.00	0.00	2,105.29	0.00	-2,105.29	0.00%
Expense Total:	0.00	0.00	0.00	2,105.29	0.00	-2,105.29	0.00%
Department: 0800 - Street Surplus (Deficit):	0.00	0.00	1,240.72	3,528.29	0.00	3,528.29	0.00%
Fund: 186 - Street Bond 2016 DSR Surplus (Deficit):	0.00	0.00	1,240.72	3,528.29	0.00	3,528.29	0.00%
Fund: 187 - 2016 Street Construction Fund							
Department: 0800 - Street							
Revenue							
Category: R64 - Reimbursement							
Reimbursement Revenue	0.00	0.00	0.00	2,024,370.34	0.00	2,024,370.34	0.00 %
<u>187-0800-4640</u>	0.00	0.00	0.00	2,024,370.34	0.00	2,024,370.34	0.00%
Category: R64 - Reimbursement Total:	0.00	0.00	0.00	2,024,370.34	0.00	2,024,370.34	0.00%
Category: R85 - Interest Revenue							
Interest Revenue	0.00	0.00	21,217.06	48,681.08	0.00	48,681.08	0.00 %
<u>187-0800-4850</u>	0.00	0.00	21,217.06	48,681.08	0.00	48,681.08	0.00%
Category: R85 - Interest Revenue Total:	0.00	0.00	21,217.06	48,681.08	0.00	48,681.08	0.00%
Revenue Total:	0.00	0.00	21,217.06	2,073,051.42	0.00	2,073,051.42	0.00%
Expense							
Category: E90 - Construction Projects							
Construction Projects	0.00	0.00	1,379,100.84	255,619.49	0.00	-255,619.49	0.00 %
<u>187-0800-5900</u>	0.00	0.00	1,379,100.84	255,619.49	0.00	-255,619.49	0.00%
Category: E90 - Construction Projects Total:	0.00	0.00	1,379,100.84	255,619.49	0.00	-255,619.49	0.00%
Expense Total:	0.00	0.00	1,379,100.84	255,619.49	0.00	-255,619.49	0.00%
Department: 0800 - Street Surplus (Deficit):	0.00	0.00	-1,357,883.78	1,817,431.93	0.00	1,817,431.93	0.00%
Fund: 187 - 2016 Street Construction Fund Surplus (Deficit):	0.00	0.00	-1,357,883.78	1,817,431.93	0.00	1,817,431.93	0.00%

Budget Report

For Fiscal: 2023 Period Ending: 05/31/2023

	Original Total Budget	Current Total Budget	Period Activity	Fiscal Activity	Encumbrances	Variance Favorable (Unfavorable)	Percent Remaining
Fund: 188 - 2023 Improvement Fund							
Department: 0800 - Street Revenue							
Category: R10 - Taxes - Sales							
188-0800-4610 Loan Proceeds	0.00	0.00	9,948,051.01	9,948,051.01	0.00	9,948,051.01	0.00 %
Category: R10 - Taxes - Sales Total:	0.00	0.00	9,948,051.01	9,948,051.01	0.00	9,948,051.01	0.00%
Revenue Total:	0.00	0.00	9,948,051.01	9,948,051.01	0.00	9,948,051.01	0.00%
Department: 0800 - Street Total:							
Fund: 188 - 2023 Improvement Fund Total:	0.00	0.00	9,948,051.01	9,948,051.01	0.00	9,948,051.01	0.00%
Fund: 500 - Water Fund							
Department: 0140 - Stormwater Revenue							
Category: R50 - Sale of Services							
500-0140-4567 Stormwater Rev Fees	20,000.00	20,000.00	-9,975.00	0.00	0.00	-20,000.00	100.00 %
500-0140-4568 Stormwater Rev - Residential	244,000.00	244,000.00	-80,789.26	0.00	0.00	-244,000.00	100.00 %
500-0140-4569 Stormwater Rev - Business	44,000.00	44,000.00	-15,420.00	0.00	0.00	-44,000.00	100.00 %
Category: R50 - Sale of Services Total:	308,000.00	308,000.00	-106,184.26	0.00	0.00	-308,000.00	100.00%
Revenue Total:	308,000.00	308,000.00	-106,184.26	0.00	0.00	-308,000.00	100.00%
Category: E62 - Intergovernmental Tsfr							
500-0140-5622 Xfer to Fund 515	308,000.00	308,000.00	0.00	0.00	0.00	308,000.00	100.00 %
Category: E62 - Intergovernmental Tsfr Total:	308,000.00	308,000.00	0.00	0.00	0.00	308,000.00	100.00%
Expense Total:	308,000.00	308,000.00	0.00	0.00	0.00	308,000.00	100.00%
Department: 0140 - Stormwater Surplus (Deficit):							
	0.00	0.00	-106,184.26	0.00	0.00	0.00	0.00%
Department: 0900 - Water Revenue							
Category: R50 - Sale of Services							
500-0900-4504 CAW Watershed	112,500.00	112,500.00	8,366.01	41,722.04	0.00	-70,777.96	62.91 %
500-0900-4532 One Time Charge	38,500.00	38,500.00	-13.75	8,819.25	0.00	-29,680.75	77.09 %
500-0900-4536 Penalties	150,000.00	150,000.00	48,179.94	166,072.79	0.00	16,072.79	110.72 %
500-0900-4537 Insufficient Check Fee	2,000.00	2,000.00	325.00	1,150.00	0.00	-850.00	42.50 %
500-0900-4540 Sales - CAW System Devel	6,529.00	6,529.00	600.00	4,875.00	0.00	-1,654.00	25.33 %
500-0900-4542 Sales - FSDWA	39,600.00	39,600.00	3,347.85	16,665.32	0.00	-22,934.68	57.92 %
500-0900-4544 Water Misc Income	98,737.00	98,737.00	653.75	40,993.25	0.00	-57,743.75	58.48 %
500-0900-4548 Sales - Pump Maintenance	32,000.00	32,000.00	-11.20	3,693.75	0.00	-28,306.25	88.46 %
500-0900-4550 Sales - Service Charges	27,500.00	27,500.00	2,614.44	11,837.44	0.00	-15,662.56	56.95 %
500-0900-4554 Sales - Water	4,323,000.00	4,323,000.00	270,158.17	1,322,217.68	0.00	-3,000,782.32	69.41 %
500-0900-4556 Sales - Water Connections	17,000.00	17,000.00	3,500.00	16,465.00	0.00	-535.00	3.15 %
500-0900-4561 Sales Tax Revenue	270,000.00	270,000.00	26,589.45	131,018.99	0.00	-138,981.01	51.47 %

Budget Report

For Fiscal: 2023 Period Ending: 05/31/2023

	Original Total Budget	Current Total Budget	Period Activity	Fiscal Activity	Encumbrances	Variance Favorable (Unfavorable) Remaining	Percent Remaining
500-0900-4566	4,356.00	4,356.00	474.30	2,358.00	0.00	-1,998.00	45.87 %
Category: R50 - Sale of Services Total:							
	5,121,722.00	5,121,722.00	364,783.96	1,767,888.51	0.00	-3,353,833.49	65.48%
Woodland Hills Watershed							
Category: R60 - Miscellaneous Revenue							
500-0900-4600	0.00	0.00	28.63	66.39	0.00	66.39	0.00 %
500-0900-4601	35,000.00	35,000.00	0.00	0.00	0.00	-35,000.00	100.00 %
500-0900-4631	0.00	0.00	1,300.00	1,300.00	0.00	1,300.00	0.00 %
500-0900-4632	35,000.00	35,000.00	1,328.63	1,366.39	0.00	-33,633.61	96.10%
Category: R60 - Miscellaneous Revenue Total:							
	0.00	0.00	0.00	17,270.00	0.00	17,270.00	0.00 %
Category: R62 - Intergovernmental Tsfrs							
500-0900-4623	0.00	0.00	0.00	17,270.00	0.00	17,270.00	0.00%
Category: R62 - Intergovernmental Tsfrs Total:							
	5,156,722.00	5,156,722.00	366,112.59	1,786,524.90	0.00	-3,370,197.10	65.36%
Revenue Total:							
	5,156,722.00	5,156,722.00	366,112.59	1,786,524.90	0.00	-3,370,197.10	65.36%
Expense							
Category: E01 - Personnel Expense							
500-0900-5000	771,038.69	771,038.69	56,725.00	282,847.99	0.00	488,190.70	63.32 %
500-0900-5005	206,796.00	206,796.00	17,233.00	86,165.00	0.00	120,631.00	58.33 %
500-0900-5010	28,825.00	28,825.00	1,674.63	10,335.24	0.00	18,489.76	64.14 %
500-0900-5020	61,036.58	61,036.58	4,409.38	22,153.35	0.00	38,883.23	63.70 %
500-0900-5022	1,080.00	1,080.00	14.19	325.60	0.00	754.40	69.85 %
500-0900-5025	15,022.00	30,094.00	0.00	15,059.57	0.00	15,034.43	49.96 %
500-0900-5030	120,486.24	120,486.24	8,780.18	43,743.68	0.00	76,742.56	63.69 %
500-0900-5040	148,376.76	148,376.76	9,895.38	43,988.31	0.00	104,388.45	70.35 %
500-0900-5050	1,800.00	1,800.00	104.22	332.68	0.00	1,467.32	81.52 %
500-0900-5054	900.00	900.00	75.00	300.00	0.00	600.00	66.67 %
500-0900-5055	9,809.38	9,809.38	1,186.49	7,294.79	71.38	2,443.21	24.91 %
500-0900-5060	9,150.00	9,150.00	0.00	1,917.46	0.00	7,232.54	79.04 %
Category: E01 - Personnel Expense Total:							
	1,374,320.65	1,389,392.65	100,097.47	514,463.67	71.38	874,857.60	62.97%
Category: E10 - Building & Grounds Exp							
500-0900-5102	6,000.00	6,000.00	0.00	2,192.03	4,223.68	-415.71	-6.93 %
500-0900-5104	3,500.00	3,500.00	0.00	0.00	0.00	3,500.00	100.00 %
500-0900-5110	48,000.00	48,000.00	3,976.80	9,267.29	0.00	38,732.71	80.69 %
500-0900-5111	6,000.00	6,000.00	66.77	1,296.97	0.00	4,703.03	78.38 %
500-0900-5112	300.00	300.00	23.49	122.41	0.00	177.59	59.20 %
500-0900-5115	8,748.00	8,748.00	599.89	3,491.45	750.00	4,506.55	51.52 %
500-0900-5116	10,560.00	10,560.00	898.13	4,421.52	1,805.10	4,333.38	41.04 %
500-0900-5120	14,000.00	14,000.00	0.00	0.00	0.00	14,000.00	100.00 %
500-0900-5130	1,692.00	1,692.00	418.72	2,311.48	4,384.17	-5,003.65	-295.72 %
500-0900-5142	1,500.00	1,500.00	434.98	1,025.18	1,008.99	-534.17	-35.61 %
500-0900-5145	15,000.00	15,000.00	627.32	3,351.20	0.00	11,648.80	77.66 %
Category: E10 - Building & Grounds Exp Total:							
	115,300.00	115,300.00	7,046.10	27,479.53	12,171.94	75,648.53	65.61%

Budget Report

For Fiscal: 2023 Period Ending: 05/31/2023

	Original Total Budget	Current Total Budget	Period Activity	Fiscal Activity	Encumbrances	Variance Favorable (Unfavorable) Remaining	Percent Remaining
Category: E20 - Vehicle Expense							
500-0900-5200 Fuel Expense	58,500.00	58,500.00	4,533.79	23,291.49	0.00	35,208.51	60.19 %
500-0900-5210 Service & Repair - Vehicle	30,000.00	30,000.00	3,317.52	7,660.92	857.19	21,481.89	71.61 %
500-0900-5218 Tire Expense	8,100.00	8,100.00	2,091.82	3,661.95	3,317.88	1,120.17	13.83 %
500-0900-5225 Insurance Expense - Vehicle	7,500.00	8,000.00	0.00	7,927.73	0.00	72.27	0.90 %
Category: E20 - Vehicle Expense Total:	104,100.00	104,600.00	9,943.13	42,542.09	4,175.07	57,882.84	55.34%
Category: E30 - Supply Expense							
500-0900-5300 Supplies - Office	4,200.00	4,200.00	507.09	4,135.69	0.00	64.31	1.53 %
500-0900-5322 Supplies - Operating	108,000.00	108,000.00	17,598.69	77,829.34	14,968.45	15,202.21	14.08 %
500-0900-5350 Postage Expense	4,200.00	4,200.00	116.67	400.74	62.50	3,736.76	88.97 %
500-0900-5360 Cost of Water from CAW	1,260,000.00	1,260,000.00	97,646.47	490,336.87	0.00	769,663.13	61.08 %
Category: E30 - Supply Expense Total:	1,376,400.00	1,376,400.00	115,868.92	572,702.64	15,030.95	788,666.41	57.30%
Category: E40 - Operations Expense							
500-0900-5475 Credit Card Fees	120,000.00	120,000.00	7,990.60	54,476.98	5,400.00	60,123.02	50.10 %
500-0900-5480 Dues & Subscriptions	76,043.00	73,860.00	2,426.75	10,034.04	2,200.00	61,625.96	83.44 %
500-0900-5530 Safety Program	1,500.00	1,500.00	0.00	75.38	0.00	1,424.62	94.97 %
500-0900-5535 Sales Tax Expense	270,000.00	270,000.00	24,998.00	129,904.00	0.00	140,096.00	51.89 %
Category: E40 - Operations Expense Total:	467,543.00	465,360.00	35,415.35	194,490.40	7,600.00	263,269.60	56.57%
Category: E55 - Professional Services							
500-0900-5550 Prof Services - Acctg & Audit	7,400.00	7,400.00	0.00	0.00	0.00	7,400.00	100.00 %
500-0900-5553 Prof Services - Advertising	2,000.00	2,000.00	0.00	161.13	0.00	1,838.87	91.94 %
500-0900-5586 Prof Services - Other	75,400.00	75,400.00	4,932.17	25,115.22	9,312.86	40,971.92	54.34 %
500-0900-5589 Prof Services - Printing	0.00	0.00	92.50	92.50	0.00	-92.50	0.00 %
Category: E55 - Professional Services Total:	84,800.00	84,800.00	5,024.67	25,368.85	9,312.86	50,118.29	59.10%
Category: E60 - Miscellaneous Expense							
500-0900-5600 Miscellaneous Expense	1,000.00	0.00	0.00	85.17	0.00	-85.17	0.00 %
500-0900-5604 Hardware - New & Renewals	7,000.00	7,000.00	328.53	2,495.98	0.00	4,504.02	64.34 %
500-0900-5608 Software - New & Renewals	54,610.00	54,610.00	21,048.90	36,968.81	35,256.74	-17,615.55	-32.26 %
500-0900-5614 Copiers & Maintenance	0.00	0.00	106.16	741.76	0.00	-741.76	0.00 %
Category: E60 - Miscellaneous Expense Total:	62,610.00	61,610.00	21,483.59	40,291.72	35,256.74	-13,998.46	-22.62%
Category: E62 - Intergovernmental Tsfr							
500-0900-5626 Xfer to Other	0.00	0.00	0.00	63,232.72	17,000.00	-80,232.72	0.00 %
500-0900-5629 Xfer to Water Impact	35,000.00	35,000.00	0.00	0.00	0.00	35,000.00	100.00 %
Category: E62 - Intergovernmental Tsfr Total:	35,000.00	35,000.00	0.00	63,232.72	17,000.00	-45,232.72	-129.24%
Category: E72 - Bond Expense							
500-0900-5724 Bond Fees	31,983.96	31,983.96	3,421.46	17,655.54	0.00	14,328.42	44.80 %
Category: E72 - Bond Expense Total:	31,983.96	31,983.96	3,421.46	17,655.54	0.00	14,328.42	44.80%
Category: E80 - Fixed Assets							
500-0900-5816 Capital Assets - Infrastructure	150,000.00	3,535,695.03	485,388.00	3,292,781.51	92,913.52	150,000.00	4.24 %

Budget Report

	Original Total Budget	Current Total Budget	Period Activity	Fiscal Activity	Encumbrances	Variance Favorable (Unfavorable)	Percent Remaining
Depreciation Expense	500,000.00	500,000.00	0.00	0.00	0.00	500,000.00	100.00 %
Category: E80 - Fixed Assets Total:	650,000.00	4,035,695.03	485,388.00	3,292,781.51	92,913.52	650,000.00	16.11%
Interest Expense	87,589.00	87,589.00	6,266.14	31,741.90	0.00	55,847.10	63.76 %
Category: E85 - Interest Expense Total:	87,589.00	87,589.00	6,266.14	31,741.90	0.00	55,847.10	63.76%
Expense Total:	4,389,646.61	7,787,730.64	789,954.83	4,822,750.57	193,532.46	2,771,447.61	35.59%
Department: 0900 - Water Surplus (Deficit):	767,075.39	-2,631,008.64	-423,842.24	-3,036,225.67	-193,532.46	-598,749.49	-22.76%
Department: 0950 - Wastewater Revenue							
Category: R50 - Sale of Services							
Sales - Wastewater	5,563,787.00	5,563,787.00	447,259.41	2,269,715.22	0.00	-3,294,071.78	59.21 %
Sales - WW Connections	13,750.00	13,750.00	750.00	7,350.00	0.00	-6,400.00	46.55 %
Category: R50 - Sale of Services Total:	5,577,537.00	5,577,537.00	448,009.41	2,277,065.22	0.00	-3,300,471.78	59.17%
Category: R60 - Miscellaneous Revenue							
Miscellaneous Revenue	100.00	100.00	0.00	0.00	0.00	-100.00	100.00 %
Xfer Wastewater Impact	50,000.00	50,000.00	4,150.00	26,150.00	0.00	-23,850.00	47.70 %
Category: R60 - Miscellaneous Revenue Total:	50,100.00	50,100.00	4,150.00	26,150.00	0.00	-23,950.00	47.80%
Revenue Total:	5,627,637.00	5,627,637.00	452,159.41	2,303,215.22	0.00	-3,324,421.78	59.07%
Expense							
Category: E62 - Intergovernmental Tsfr							
Xfer to Water	4,064,000.00	4,064,000.00	0.00	1,736,968.16	427,500.00	1,899,531.84	46.74 %
Xfer to Wastewater Impact	50,000.00	50,000.00	0.00	0.00	0.00	50,000.00	100.00 %
Category: E62 - Intergovernmental Tsfr Total:	4,114,000.00	4,114,000.00	0.00	1,736,968.16	427,500.00	1,949,531.84	47.39%
Expense Total:	4,114,000.00	4,114,000.00	0.00	1,736,968.16	427,500.00	1,949,531.84	47.39%
Department: 0950 - Wastewater Surplus (Deficit):	1,513,637.00	1,513,637.00	452,159.41	566,247.06	-427,500.00	-1,374,889.94	90.83%
Fund: 500 - Water Fund Surplus (Deficit):	2,280,712.39	-1,117,371.64	-77,867.09	-2,469,978.61	-621,032.46	-1,973,639.43	-176.63%
Fund: 510 - Wastewater Fund Revenue							
Department: 0950 - Wastewater Revenue							
Miscellaneous Revenue	0.00	0.00	54.06	54.06	0.00	54.06	0.00 %
Category: R60 - Miscellaneous Revenue Total:	0.00	0.00	54.06	54.06	0.00	54.06	0.00%
Category: R62 - Intergovernmental Tsfrs							
Xfer from Sewer Sales	4,064,000.00	4,064,000.00	0.00	1,736,968.16	0.00	-2,327,031.84	57.26 %
Category: R62 - Intergovernmental Tsfrs Total:	4,064,000.00	4,064,000.00	0.00	1,736,968.16	0.00	-2,327,031.84	57.26%
Revenue Total:	4,064,000.00	4,064,000.00	54.06	1,737,022.22	0.00	-2,326,977.78	57.26%

Budget Report

For Fiscal: 2023 Period Ending: 05/31/2023

Expense	Original Total Budget	Current Total Budget	Period Activity	Fiscal Activity	Encumbrances	Variance Favorable (Unfavorable) Remaining	Percent Remaining
Category: E01 - Personnel Expense							
510-0950-5000 Salary Expense	1,118,589.64	1,118,589.64	70,261.92	399,713.10	0.00	718,876.54	64.27 %
510-0950-5005 SWB Reimbursement	206,796.00	206,796.00	17,233.00	86,165.00	0.00	120,631.00	58.33 %
510-0950-5010 Overtime Expense	85,000.00	85,000.00	7,891.85	64,071.26	0.00	20,928.74	24.62 %
510-0950-5020 FICA Expense	104,570.19	104,570.19	5,848.77	34,811.03	0.00	69,759.16	66.71 %
510-0950-5022 Unemployment Expense	1,380.00	1,380.00	4.67	451.94	0.00	928.06	67.25 %
510-0950-5025 Worker's Comp Expense	22,000.00	24,000.00	0.00	23,920.59	0.00	79.41	0.33 %
510-0950-5030 APERS Expense	209,413.75	209,413.75	11,951.74	70,403.81	0.00	139,009.94	66.38 %
510-0950-5040 Health Insurance Expense	272,057.28	272,057.28	15,444.45	75,992.42	0.00	196,064.86	72.07 %
510-0950-5050 Physical & Drug Screen Exp	1,800.00	1,800.00	69.00	173.22	0.00	1,626.78	90.38 %
510-0950-5055 Uniform Expense	18,934.38	18,934.38	426.57	3,789.88	0.00	15,144.50	79.98 %
510-0950-5060 Travel & Training Expense	5,000.00	5,000.00	54.06	2,078.73	0.00	2,921.27	58.43 %
Category: E01 - Personnel Expense Total:							
	2,045,541.24	2,047,541.24	129,186.03	761,570.98	0.00	1,285,970.26	62.81%
Category: E10 - Building & Grounds Exp							
510-0950-5102 Repairs & Maint - Building	9,600.00	9,600.00	2,152.20	11,384.89	2,892.37	-4,677.26	-48.72 %
510-0950-5110 Utilities - Electric	420,000.00	443,500.00	30,315.28	187,875.94	0.00	255,624.06	57.64 %
510-0950-5111 Utilities - Gas	2,868.00	2,868.00	78.87	1,340.99	0.00	1,527.01	53.24 %
510-0950-5112 Utilities - Water	276.00	114,276.00	47.87	22,265.55	0.00	92,010.45	80.52 %
510-0950-5115 Com Exp - Tel Landline,Interne	8,664.00	8,664.00	599.89	3,491.45	750.00	4,422.55	51.05 %
510-0950-5116 Communication Exp - Cellular	9,360.00	9,360.00	802.91	4,043.28	1,555.10	3,761.62	40.19 %
510-0950-5120 Insurance - Property	19,000.00	19,000.00	0.00	0.00	0.00	19,000.00	100.00 %
510-0950-5130 Sanitation	130,000.00	90,000.00	13,419.45	45,134.50	8,492.68	36,372.82	40.41 %
510-0950-5140 Supplies - B&G	1,500.00	1,500.00	171.22	835.73	624.47	39.80	2.65 %
510-0950-5142 Janitorial Supplies and Main	1,500.00	1,500.00	427.80	755.37	384.58	360.05	24.00 %
510-0950-5145 Tools	15,000.00	15,000.00	1,084.50	4,189.81	951.57	9,858.62	65.72 %
Category: E10 - Building & Grounds Exp Total:							
	617,768.00	715,268.00	49,099.99	281,317.51	15,650.77	418,299.72	58.48%
Category: E20 - Vehicle Expense							
510-0950-5200 Fuel Expense	75,000.00	75,000.00	6,488.36	25,669.00	0.00	49,331.00	65.77 %
510-0950-5210 Service & Repair - Vehicle	60,000.00	60,000.00	1,741.67	3,058.19	163,197.58	-106,255.77	-177.09 %
510-0950-5218 Tire Expense	10,800.00	10,800.00	479.10	2,078.94	578.22	8,142.84	75.40 %
510-0950-5225 Insurance Expense - Vehicle	12,000.00	16,520.07	0.00	19,392.74	0.00	-2,872.67	-17.39 %
510-0950-5240 Equipment Rental	4,500.00	4,500.00	0.00	14,977.50	0.00	-10,477.50	-232.83 %
Category: E20 - Vehicle Expense Total:							
	162,300.00	166,820.07	8,709.13	65,176.37	163,775.80	-62,132.10	-37.24%
Category: E30 - Supply Expense							
510-0950-5300 Supplies - Office	4,200.00	4,200.00	143.12	990.06	0.00	3,209.94	76.43 %
510-0950-5322 Supplies - Operating	240,000.00	240,000.00	26,402.09	108,324.92	39,373.78	92,301.30	38.46 %
510-0950-5324 Supplies - Chemicals	198,000.00	198,000.00	32,607.56	120,758.83	20,403.22	56,837.95	28.71 %
510-0950-5326 Supplies - Lab	36,000.00	36,000.00	1,782.00	11,870.07	2,795.30	21,334.63	59.26 %

	Original Total Budget	Current Total Budget	Period Activity	Fiscal Activity	Encumbrances	Variance Favorable (Unfavorable)	Percent Remaining
Postage Expense	5,000.00	5,000.00	116.67	400.74	62.50	4,536.76	90.74 %
Category: E30 - Supply Expense Total:	483,200.00	483,200.00	61,051.44	242,344.62	62,634.80	178,220.58	36.88%
Category: E40 - Operations Expense							
Credit Card Fees	36,780.00	36,780.00	0.00	0.00	0.00	36,780.00	100.00 %
Dues & Subscriptions	17,183.00	15,000.00	441.10	9,445.58	500.00	5,054.42	33.70 %
Safety Program	4,000.00	4,000.00	0.00	473.89	0.00	3,526.11	88.15 %
Category: E40 - Operations Expense Total:	57,963.00	55,780.00	441.10	9,919.47	500.00	45,360.53	81.32%
Category: E55 - Professional Services							
Prof Services - Acctg & Audit	7,400.00	7,400.00	0.00	0.00	0.00	7,400.00	100.00 %
Prof Services - Advertising	2,000.00	2,000.00	0.00	161.13	0.00	1,838.87	91.94 %
Prof Services - Other	95,400.00	95,400.00	10,326.22	38,923.07	32,175.80	24,301.13	25.47 %
Prof Services - Printing	4,800.00	4,800.00	92.49	92.49	0.00	4,707.51	98.07 %
Category: E55 - Professional Services Total:	109,600.00	109,600.00	10,418.71	39,176.69	32,175.80	38,247.51	34.90%
Category: E60 - Miscellaneous Expense							
Hardware - New & Renewals	4,000.00	4,000.00	328.53	2,545.91	0.00	1,454.09	36.35 %
Software - New & Renewals	70,240.00	70,240.00	4,312.90	18,186.91	35,256.74	16,796.35	23.91 %
Copiers & Maintenance	0.00	0.00	106.16	741.75	0.00	-741.75	0.00 %
Category: E60 - Miscellaneous Expense Total:	74,240.00	74,240.00	4,747.59	21,474.57	35,256.74	17,508.69	23.58%
Category: E62 - Intergovernmental Tsfr							
Xfer to Other	120,000.00	120,000.00	0.00	91,419.38	22,500.00	6,080.62	5.07 %
Category: E62 - Intergovernmental Tsfr Total:	120,000.00	120,000.00	0.00	91,419.38	22,500.00	6,080.62	5.07%
Category: E72 - Bond Expense							
Bond Principal Payment	105,838.51	-0.49	0.00	0.00	0.00	-0.49	100.00 %
Bond Fees	66,999.96	66,999.96	4,615.68	23,787.20	0.00	43,212.76	64.50 %
Category: E72 - Bond Expense Total:	172,838.47	66,999.47	4,615.68	23,787.20	0.00	43,212.27	64.50%
Category: E80 - Fixed Assets							
Capital Assets - Equipment	180,000.00	360,637.80	13,572.09	90,634.69	444,866.87	-174,863.76	-48.49 %
Capital Assets - Infrastructure	2,242,000.00	3,206,236.78	94,986.05	298,681.73	1,510,225.33	1,397,329.72	43.58 %
Depreciation Expense	500,000.00	500,000.00	0.00	0.00	0.00	500,000.00	100.00 %
Category: E80 - Fixed Assets Total:	2,922,000.00	4,066,874.58	108,558.14	389,316.42	1,955,092.20	1,722,465.96	42.35%
Category: E85 - Interest Expense							
Interest Expense	87,589.00	87,589.00	7,161.82	49,183.44	26,349.81	12,055.75	13.76 %
Category: E85 - Interest Expense Total:	87,589.00	87,589.00	7,161.82	49,183.44	26,349.81	12,055.75	13.76%
Department: 0950 - Wastewater Surplus (Deficit):	6,853,039.71	7,993,912.36	383,989.63	1,974,686.65	2,313,935.92	3,705,289.79	46.35%
Fund: 510 - Wastewater Fund Surplus (Deficit):	-2,789,039.71	-3,929,912.36	-383,935.57	-237,664.43	-2,313,935.92	1,378,312.01	35.07%
	-2,789,039.71	-3,929,912.36	-383,935.57	-237,664.43	-2,313,935.92	1,378,312.01	35.07%

Budget Report

For Fiscal: 2023 Period Ending: 05/31/2023

	Original Total Budget	Current Total Budget	Period Activity	Fiscal Activity	Encumbrances	Variance Favorable (Unfavorable)	Percent Remaining
Fund: 515 - Stormwater Utility Fund							
Department: 0140 - Stormwater							
Revenue							
Category: R20 - Licenses Permits & Fees							
Stormwater Rev Fees	0.00	0.00	11,575.00	11,575.00	0.00	11,575.00	0.00 %
Category: R20 - Licenses Permits & Fees Total:	0.00	0.00	11,575.00	11,575.00	0.00	11,575.00	0.00%
Category: R50 - Sale of Services							
Stormwater Rev - Residential	0.00	0.00	101,085.68	101,085.68	0.00	101,085.68	0.00 %
Stormwater Rev - Business	0.00	0.00	19,254.00	19,254.00	0.00	19,254.00	0.00 %
Category: R50 - Sale of Services Total:	0.00	0.00	120,339.68	120,339.68	0.00	120,339.68	0.00%
Category: R60 - Miscellaneous Revenue							
Miscellaneous Revenue	0.00	0.00	0.00	860,536.60	0.00	860,536.60	0.00 %
Category: R60 - Miscellaneous Revenue Total:	0.00	0.00	0.00	860,536.60	0.00	860,536.60	0.00%
Revenue Total:	0.00	0.00	131,914.68	992,451.28	0.00	992,451.28	0.00%
Expense							
Category: E80 - Fixed Assets							
Capital Assets - Infrastructure	0.00	2,938,322.25	295,887.56	1,894,783.23	441,771.25	601,767.77	20.48 %
Category: E80 - Fixed Assets Total:	0.00	2,938,322.25	295,887.56	1,894,783.23	441,771.25	601,767.77	20.48%
Expense Total:	0.00	2,938,322.25	295,887.56	1,894,783.23	441,771.25	601,767.77	20.48%
Department: 0140 - Stormwater Surplus (Deficit):	0.00	-2,938,322.25	-163,972.88	-902,331.95	-441,771.25	1,594,219.05	54.26%
Fund: 515 - Stormwater Utility Fund Surplus (Deficit):	0.00	-2,938,322.25	-163,972.88	-902,331.95	-441,771.25	1,594,219.05	54.26%
Fund: 525 - Depreciation - WW							
Department: 0950 - Wastewater							
Revenue							
Category: R62 - Intergovernmental Tsfrs							
Xfer from Water	217,000.00	217,000.00	0.00	154,652.10	0.00	-62,347.90	28.73 %
Category: R62 - Intergovernmental Tsfrs Total:	217,000.00	217,000.00	0.00	154,652.10	0.00	-62,347.90	28.73%
Revenue Total:	217,000.00	217,000.00	0.00	154,652.10	0.00	-62,347.90	28.73%
Department: 0950 - Wastewater Total:	217,000.00	217,000.00	0.00	154,652.10	0.00	-62,347.90	28.73%
Fund: 525 - Depreciation - WW Total:	217,000.00	217,000.00	0.00	154,652.10	0.00	-62,347.90	28.73%

	Original Total Budget	Current Total Budget	Period Activity	Fiscal Activity	Encumbrances	Variance Favorable (Unfavorable)	Percent Remaining
Fund: 550 - Impact - Water	35,000.00	35,000.00	2,400.00	6,000.00	0.00	-29,000.00	82.86%
Department: 0900 - Water	35,000.00	35,000.00	2,400.00	6,000.00	0.00	-29,000.00	82.86%
Revenue	35,000.00	35,000.00	2,400.00	6,000.00	0.00	-29,000.00	82.86%
Category: R62 - Intergovernmental Tsfrs							
Xfer frWaterOrd1997-3, 2010-18							
Category: R62 - Intergovernmental Tsfrs Total:							
Revenue Total:							
Department: 0900 - Water Total:	35,000.00	35,000.00	2,400.00	6,000.00	0.00	-29,000.00	82.86%
Fund: 550 - Impact - Water Total:	35,000.00	35,000.00	2,400.00	6,000.00	0.00	-29,000.00	82.86%
Fund: 555 - Impact - WW							
Department: 0950 - Wastewater							
Revenue							
Category: R62 - Intergovernmental Tsfrs							
Xfer from Water Ord 1997-03							
Category: R62 - Intergovernmental Tsfrs Total:							
Revenue Total:	50,000.00	50,000.00	0.00	0.00	0.00	-50,000.00	100.00%
Department: 0950 - Wastewater Total:	50,000.00	50,000.00	0.00	0.00	0.00	-50,000.00	100.00%
Fund: 555 - Impact - WW Total:	50,000.00	50,000.00	0.00	0.00	0.00	-50,000.00	100.00%
Fund: 604 - W/WW Ref Rev 2017 Bd Fr							
Department: 0000 - Administration							
Revenue							
Category: R62 - Intergovernmental Tsfrs							
Xfer from Other Fund							
Category: R62 - Intergovernmental Tsfrs Total:	0.00	0.00	19,775.11	118,650.66	0.00	118,650.66	0.00%
Revenue Total:	0.00	0.00	19,775.11	118,650.66	0.00	118,650.66	0.00%
Department: 0950 - Wastewater Total:	0.00	0.00	0.00	0.00	0.00	-50,000.00	100.00%
Fund: 555 - Impact - WW Total:	0.00	0.00	0.00	0.00	0.00	-50,000.00	100.00%
Fund: 604 - W/WW Ref Rev 2017 Bd Fr							
Department: 0000 - Administration							
Revenue							
Category: R85 - Interest Revenue							
Interest Revenue							
Category: R85 - Interest Revenue	0.00	0.00	333.56	665.80	0.00	665.80	0.00%
Interest Revenue Total:	0.00	0.00	333.56	665.80	0.00	665.80	0.00%
Revenue Total:	0.00	0.00	20,108.67	119,316.46	0.00	119,316.46	0.00%
Expense							
Category: E72 - Bond Expense							
Bond Fees							
Category: E72 - Bond Expense Total:	0.00	0.00	166.67	833.35	0.00	-833.35	0.00%
Expense Total:	0.00	0.00	166.67	833.35	0.00	-833.35	0.00%
Department: 0000 - Administration Surplus (Deficit):	0.00	0.00	19,942.00	118,483.11	0.00	118,483.11	0.00%
Fund: 604 - W/WW Ref Rev 2017 Bd Fr Surplus (Deficit):	0.00	0.00	19,942.00	118,483.11	0.00	118,483.11	0.00%

Budget Report

For Fiscal: 2023 Period Ending: 05/31/2023

Fund: 606 - W/WW Ref Rev Bonds 2017 DSR

Department: 0000 - Administration

Revenue

Category: R85 - Interest Revenue
Interest Revenue

	Original Total Budget	Current Total Budget	Period Activity	Fiscal Activity	Encumbrances	Variance Favorable (Unfavorable)	Percent Remaining
Category: R85 - Interest Revenue Total:	0.00	0.00	1,008.29	4,565.81	0.00	4,565.81	0.00 %
Revenue Total:	0.00	0.00	1,008.29	4,565.81	0.00	4,565.81	0.00%
Department: 0000 - Administration Total:	0.00	0.00	1,008.29	4,565.81	0.00	4,565.81	0.00%
Fund: 606 - W/WW Ref Rev Bonds 2017 DSR Total:	0.00	0.00	1,008.29	4,565.81	0.00	4,565.81	0.00%

Fund: 700 - A/P Tax Commission

Department: 0150 - A/P Tax Commission

Revenue

Category: R85 - Interest Revenue
Interest Revenue

Category: R85 - Interest Revenue Total:	0.00	0.00	18.83	89.47	0.00	89.47	0.00 %
Revenue Total:	0.00	0.00	18.83	89.47	0.00	89.47	0.00%

Expense

Category: E60 - Miscellaneous Expense
Miscellaneous Expense

Category: E60 - Miscellaneous Expense Total:	0.00	0.00	0.00	212,898.04	0.00	-212,898.04	0.00 %
Expense Total:	0.00	0.00	0.00	212,898.04	0.00	-212,898.04	0.00%

Department: 0150 - A/P Tax Commission Surplus (Deficit):

Fund: 700 - A/P Tax Commission Surplus (Deficit):

Report Surplus (Deficit):

	-614,794.99	-10,947,065.82	9,271,857.42	8,320,410.12	-6,141,909.11	13,125,566.83	119.90%
--	-------------	----------------	--------------	--------------	---------------	---------------	---------

Budget Report

For Fiscal: 2023 Period Ending: 05/31/2023

Group Summary

Category	Original Total Budget	Current Total Budget	Period Activity	Fiscal Activity	Encumbrances	Variance Favorable (Unfavorable)	Percent Remaining
Fund: 001 - General Fund							
Department: 0100 - Administration							
Revenue							
R15 - Taxes - Property	872,400.00	872,400.00	114,204.09	332,811.23	0.00	-539,588.77	61.85%
R60 - Miscellaneous Revenue	1,000.00	1,000.00	0.00	33,644.86	0.00	32,644.86	-3,264.49%
R62 - Intergovernmental Tsfrs	6,485,008.00	6,485,008.00	540,417.33	2,702,086.65	0.00	-3,782,921.35	58.33%
R85 - Interest Revenue	1,000.00	1,000.00	0.00	0.00	0.00	-1,000.00	100.00%
Revenue Surplus (Deficit):	7,359,408.00	7,359,408.00	654,621.42	3,068,542.74	0.00	-4,290,865.26	58.30%
Expense							
E01 - Personnel Expense	509,103.87	405,379.87	21,287.72	166,743.71	0.00	238,636.16	58.87%
E10 - Building & Grounds Exp	47,446.24	56,830.01	2,535.84	30,655.47	5,274.75	20,899.79	36.78%
E20 - Vehicle Expense	4,000.00	3,650.00	100.02	1,205.69	50.00	2,394.31	65.60%
E30 - Supply Expense	7,900.00	7,900.00	37.50	3,342.12	565.00	3,992.88	50.54%
E40 - Operations Expense	99,812.00	99,812.00	6,412.65	8,266.60	0.00	91,545.40	91.72%
E55 - Professional Services	96,290.00	96,290.00	0.00	15,666.32	15,419.78	64,203.90	66.68%
E60 - Miscellaneous Expense	14,620.00	14,620.00	244.40	1,966.74	0.00	12,653.26	86.55%
E68 - Donation Expense	90,000.00	95,000.00	0.00	44,914.96	0.00	50,085.04	52.72%
Expense Total:	869,172.11	779,481.88	30,618.13	273,761.61	21,309.53	484,410.74	62.15%
Department: 0100 - Administration Surplus (Deficit):							
	6,490,235.89	6,579,926.12	624,003.29	2,794,781.13	-21,309.53	-3,806,454.52	57.85%
Department: 0110 - Information Technology							
Expense							
E01 - Personnel Expense	6,000.00	6,000.00	0.00	0.00	0.00	6,000.00	100.00%
E60 - Miscellaneous Expense	179,375.00	179,375.00	46,223.93	129,727.40	36,027.67	13,619.93	7.59%
E80 - Fixed Assets	0.00	101,497.09	0.00	30,000.00	66,497.09	5,000.00	4.93%
Expense Total:	185,375.00	286,872.09	46,223.93	159,727.40	102,524.76	24,619.93	8.58%
Department: 0110 - Information Technology Total:							
	185,375.00	286,872.09	46,223.93	159,727.40	102,524.76	24,619.93	8.58%
Department: 0120 - Planning & Development							
Revenue							
R10 - Taxes - Sales	90,000.00	90,000.00	12,131.16	57,784.19	0.00	-32,215.81	35.80%
R20 - Licenses Permits & Fees	527,250.00	527,250.00	33,719.32	190,015.48	0.00	-337,234.52	63.96%
R60 - Miscellaneous Revenue	0.00	0.00	100.00	100.00	0.00	100.00	0.00%
Revenue Surplus (Deficit):	617,250.00	617,250.00	45,950.48	247,899.67	0.00	-369,350.33	59.84%
Expense							
E01 - Personnel Expense	586,823.91	587,873.91	44,711.89	244,221.12	65.00	343,587.79	58.45%
E10 - Building & Grounds Exp	8,705.00	8,705.00	473.69	3,083.40	1,400.00	4,221.60	48.50%
E20 - Vehicle Expense	12,400.00	12,093.01	968.77	4,205.64	0.00	7,887.37	65.22%
E30 - Supply Expense	4,500.00	4,500.00	88.02	860.41	125.00	3,514.59	78.10%
E40 - Operations Expense	45,300.00	45,300.00	173.38	22,303.45	833.00	22,163.55	48.93%

Budget Report

For Fiscal: 2023 Period Ending: 05/31/2023

Category	Original Total Budget	Current Total Budget	Period Activity	Fiscal Activity	Encumbrances	Variance	
						Favorable (Unfavorable)	Percent Remaining
E55 - Professional Services	57,700.00	57,700.00	3,716.01	13,086.66	2,800.00	41,813.34	72.47%
E60 - Miscellaneous Expense	30,000.00	30,000.00	0.00	1,264.82	527.50	28,207.68	94.03%
E80 - Fixed Assets	12,650.00	12,650.00	1,181.33	5,906.65	0.00	6,743.35	53.31%
E85 - Interest Expense	300.00	300.00	0.00	0.00	0.00	300.00	100.00%
Expense Total:	758,378.91	759,121.92	51,313.09	294,932.15	5,750.50	458,439.27	60.39%

Department: 0120 - Planning & Development Surplus (Deficit):

-141,128.91 **-141,871.92** **-5,362.61** **-47,032.48** **-5,750.50** **89,088.94** **62.80%**

Department: 0160 - Engineering Expense

E01 - Personnel Expense	11,135.00	7,735.00	147.61	2,702.42	0.00	5,032.58	65.06%
E10 - Building & Grounds Exp	2,300.00	2,300.00	178.42	892.60	360.00	1,047.40	45.54%
E20 - Vehicle Expense	10,400.00	10,613.23	1,015.20	6,848.27	0.00	3,764.96	35.47%
E30 - Supply Expense	5,000.00	5,000.00	238.98	1,097.05	0.00	3,902.95	78.06%
E60 - Miscellaneous Expense	10,650.00	10,650.00	0.00	0.00	0.00	10,650.00	100.00%
E80 - Fixed Assets	19,000.00	19,000.00	1,611.72	8,058.60	0.00	10,941.40	57.59%
E85 - Interest Expense	300.00	300.00	0.00	0.00	0.00	300.00	100.00%
Expense Total:	58,785.00	55,598.23	3,191.93	19,598.94	360.00	35,639.29	64.10%

Department: 0160 - Engineering Total:

58,785.00 **55,598.23** **3,191.93** **19,598.94** **360.00** **35,639.29** **64.10%**

Department: 0200 - Animal Control Revenue

R20 - Licenses Permits & Fees	29,500.00	29,500.00	1,665.00	10,008.22	0.00	-19,491.78	66.07%
R40 - Fines & Forfeitures	6,000.00	6,000.00	1,180.00	5,926.20	0.00	-73.80	1.23%
R62 - Intergovernmental Trsfers	631,002.00	631,002.00	52,583.00	262,915.00	0.00	-368,087.00	58.33%
Revenue Surplus (Deficit):	666,502.00	666,502.00	55,428.00	278,849.42	0.00	-387,652.58	58.16%

Expense

E01 - Personnel Expense	665,161.32	665,961.32	45,465.66	228,023.72	635.79	437,301.81	65.66%
E10 - Building & Grounds Exp	46,696.00	46,696.00	5,573.56	16,531.51	3,799.64	26,364.85	56.46%
E20 - Vehicle Expense	14,405.90	14,755.90	616.20	5,638.08	38.75	9,079.07	61.53%
E30 - Supply Expense	21,950.00	22,087.34	2,556.30	6,351.83	1,075.22	14,660.29	66.37%
E40 - Operations Expense	3,945.00	3,945.00	80.44	1,100.57	0.00	2,844.43	72.10%
E55 - Professional Services	35,000.00	35,000.00	2,740.83	9,759.93	2,105.03	23,135.04	66.10%
E60 - Miscellaneous Expense	4,000.00	4,000.00	0.00	1,197.87	0.00	2,802.13	70.05%
E72 - Bond Expense	7,680.00	7,680.00	648.63	3,232.04	0.00	4,447.96	57.92%
E80 - Fixed Assets	0.00	60,000.00	535.61	61,337.13	0.00	-1,337.13	-2.23%
E85 - Interest Expense	780.00	780.00	54.45	283.36	0.00	496.64	63.67%
Expense Total:	799,618.22	860,905.56	58,271.68	333,456.04	7,654.43	519,795.09	60.38%

Department: 0200 - Animal Control Surplus (Deficit):

-133,116.22 **-194,403.56** **-2,843.68** **-54,606.62** **-7,654.43** **132,142.51** **67.97%**

Department: 0300 - Court Revenue

R40 - Fines & Forfeitures	532,900.00	532,900.00	37,190.94	188,505.76	0.00	-344,394.24	64.63%
---------------------------	------------	------------	-----------	------------	------	-------------	--------

Category	Original Total Budget	Current Total Budget	Period Activity	Fiscal Activity	Encumbrances	Variance	
						Favorable (Unfavorable)	Percent Remaining
R60 - Miscellaneous Revenue	50,520.00	50,520.00	2,269.09	17,384.19	0.00	-33,135.81	65.59%
R64 - Reimbursement	160,000.00	160,000.00	0.00	55,466.33	0.00	-104,533.67	65.33%
Revenue Surplus (Deficit):	743,420.00	743,420.00	39,460.03	261,356.28	0.00	-482,063.72	64.84%
Expense							
E01 - Personnel Expense	502,270.95	492,670.95	36,931.04	202,164.48	0.00	290,506.47	58.97%
E10 - Building & Grounds Exp	23,646.00	23,646.00	1,343.72	6,089.02	1,790.20	15,766.78	66.68%
E30 - Supply Expense	11,000.00	11,000.00	716.63	4,483.34	125.00	6,391.66	58.11%
E40 - Operations Expense	146,000.00	146,000.00	11,919.50	48,653.00	11,919.50	85,427.50	58.51%
E55 - Professional Services	5,500.00	5,500.00	0.00	0.00	0.00	5,500.00	100.00%
E60 - Miscellaneous Expense	4,440.00	4,440.00	212.32	1,265.28	0.00	3,174.72	71.50%
Expense Total:	692,856.95	683,256.95	51,123.21	262,655.12	13,834.70	406,767.13	59.53%
Department: 0300 - Court Surplus (Deficit):	50,563.05	60,163.05	-11,663.18	-1,298.84	-13,834.70	-75,296.59	125.15%

Category	Original Total Budget	Current Total Budget	Period Activity	Fiscal Activity	Encumbrances	Variance	
						Favorable (Unfavorable)	Percent Remaining
R60 - Miscellaneous Revenue	0.00	0.00	0.00	40,200.00	0.00	40,200.00	0.00%
R62 - Intergovernmental Tsfrs	1,419,753.00	1,419,753.00	118,312.00	591,560.00	0.00	-828,193.00	58.33%
Revenue Surplus (Deficit):	1,419,753.00	1,419,753.00	118,312.00	631,760.00	0.00	-787,993.00	55.50%
Expense							
E01 - Personnel Expense	911,678.42	919,078.42	69,286.70	375,553.38	0.00	543,525.04	59.14%
E10 - Building & Grounds Exp	3,526.00	3,526.00	0.00	1,489.22	0.00	2,036.78	57.76%
E20 - Vehicle Expense	24,700.00	24,597.30	1,803.07	11,640.49	0.00	12,956.81	52.68%
E30 - Supply Expense	600.00	600.00	88.80	223.18	125.00	251.82	41.97%
E40 - Operations Expense	2,000.00	2,000.00	0.00	2,131.00	0.00	-131.00	-6.55%
E55 - Professional Services	41,000.00	41,000.00	3,080.00	10,060.00	6,160.00	24,780.00	60.44%
E60 - Miscellaneous Expense	18,105.00	18,105.00	657.04	1,812.91	0.00	16,292.09	89.99%
E72 - Bond Expense	68,800.00	68,800.00	4,857.97	35,849.79	0.00	32,950.21	47.89%
E80 - Fixed Assets	0.00	31,926.88	1,082.30	37,244.10	0.00	-5,317.22	-16.65%
E85 - Interest Expense	10,346.00	10,346.00	407.84	2,165.05	0.00	8,180.95	79.07%
Expense Total:	1,080,755.42	1,119,979.60	81,263.72	478,169.12	6,285.00	635,525.48	56.74%
Department: 0400 - Parks Surplus (Deficit):	338,997.58	299,773.40	37,048.28	153,590.88	-6,285.00	-152,467.52	50.86%

Category	Original Total Budget	Current Total Budget	Period Activity	Fiscal Activity	Encumbrances	Variance	
						Favorable (Unfavorable)	Percent Remaining
R50 - Sale of Services	81,000.00	81,000.00	13,984.00	22,626.00	0.00	-58,374.00	72.07%
Revenue Surplus (Deficit):	81,000.00	81,000.00	13,984.00	22,626.00	0.00	-58,374.00	72.07%
Expense							
E01 - Personnel Expense	27,450.75	27,450.75	454.44	727.45	0.00	26,723.30	97.35%
E10 - Building & Grounds Exp	29,150.00	46,935.13	6,378.22	17,394.33	4,563.61	24,977.19	53.22%
E30 - Supply Expense	12,100.00	12,100.00	255.23	2,805.99	2,508.34	6,785.67	56.08%

Budget Report

For Fiscal: 2023 Period Ending: 05/31/2023

Category	Original Total Budget	Current Total Budget	Period Activity	Fiscal Activity	Encumbrances	Variance Favorable (Unfavorable) Remaining	Percent Remaining
E80 - Fixed Assets	0.00	633,883.80	0.00	190,185.31	266,059.50	177,638.99	28.02%
Expense Total:	68,700.75	720,369.68	7,087.89	211,113.08	273,131.45	236,125.15	32.78%
Department: 0410 - Parks - Mills Park & Pool Surplus (Deficit):							
	12,299.25	-639,369.68	6,896.11	-188,487.08	-273,131.45	177,751.15	27.80%
Department: 0420 - Parks - Midland							
Revenue							
R74 - Sponsorships	24,000.00	24,000.00	0.00	16,375.00	0.00	-7,625.00	31.77%
Revenue Surplus (Deficit):	24,000.00	24,000.00	0.00	16,375.00	0.00	-7,625.00	31.77%
Expense							
E10 - Building & Grounds Exp	49,124.00	46,724.00	4,521.50	19,307.64	0.00	27,416.36	58.68%
Expense Total:	49,124.00	46,724.00	4,521.50	19,307.64	0.00	27,416.36	58.68%
Department: 0420 - Parks - Midland Surplus (Deficit):							
	-25,124.00	-22,724.00	-4,521.50	-2,932.64	0.00	19,791.36	87.09%
Department: 0430 - Parks - Bishop							
Revenue							
R30 - Membership Fees	389,000.00	389,000.00	21,001.25	100,247.00	0.00	-288,753.00	74.23%
R33 - Rental Fees	153,995.00	153,995.00	31,144.00	70,721.50	0.00	-83,273.50	54.08%
R36 - Park Program Fees	156,000.00	156,000.00	12,155.00	40,310.40	0.00	-115,689.60	74.16%
R50 - Sale of Services	103,000.00	103,000.00	21,203.00	49,109.25	0.00	-53,890.75	52.32%
R60 - Miscellaneous Revenue	5,000.00	5,000.00	4,060.93	4,696.37	0.00	-303.63	6.07%
R74 - Sponsorships	98,500.00	98,500.00	2,950.00	17,203.00	0.00	-81,297.00	82.54%
Revenue Surplus (Deficit):	905,495.00	905,495.00	92,514.18	282,287.52	0.00	-623,207.48	68.83%
Expense							
E01 - Personnel Expense	820,103.06	822,953.06	67,467.77	372,352.84	703.20	449,897.02	54.67%
E10 - Building & Grounds Exp	647,928.00	772,428.00	44,437.87	237,142.68	31,023.51	504,261.81	65.28%
E20 - Vehicle Expense	10,000.00	10,000.00	47.66	4,834.63	0.00	5,165.37	51.65%
E30 - Supply Expense	57,500.00	57,500.00	9,345.95	29,857.55	3,239.05	24,403.40	42.44%
E40 - Operations Expense	31,123.40	31,123.40	2,001.00	13,910.30	847.00	16,366.10	52.58%
E55 - Professional Services	195,720.00	195,720.00	7,973.00	60,043.23	1,647.90	134,028.87	68.48%
E80 - Fixed Assets	0.00	8,000.00	0.00	7,934.21	0.00	65.79	0.82%
Expense Total:	1,762,374.46	1,897,724.46	131,273.25	726,075.44	37,460.66	1,134,188.36	59.77%
Department: 0430 - Parks - Bishop Surplus (Deficit):							
	-856,879.46	-992,229.46	-38,759.07	-443,787.92	-37,460.66	510,980.88	51.50%
Department: 0440 - Parks - Alcoa							
Revenue							
R36 - Park Program Fees	1,000.00	1,000.00	150.00	1,375.00	0.00	375.00	-37.50%
R74 - Sponsorships	5,000.00	5,000.00	0.00	0.00	0.00	-5,000.00	100.00%
Revenue Surplus (Deficit):	6,000.00	6,000.00	150.00	1,375.00	0.00	-4,625.00	77.08%
Expense							
E10 - Building & Grounds Exp	19,556.00	25,156.00	1,898.60	8,863.21	0.00	16,292.79	64.77%

Budget Report

For Fiscal: 2023 Period Ending: 05/31/2023

Category	Original Total Budget	Current Total Budget	Period Activity	Fiscal Activity	Encumbrances	Variance	
						Favorable (Unfavorable)	Percent Remaining
Department: 0440 - Parks - Alcoa Surplus (Deficit):							
Expense Total:	19,556.00	25,156.00	1,898.60	8,863.21	0.00	16,292.79	64.77%
Revenue Surplus (Deficit):	-13,556.00	-19,156.00	-1,748.60	-7,488.21	0.00	11,667.79	60.91%
Department: 0450 - Parks - Ashley Surplus (Deficit):							
Expense Total:	13,000.00	13,000.00	0.00	724.92	0.00	12,275.08	94.42%
Revenue Surplus (Deficit):	5,000.00	5,000.00	1,562.50	3,625.00	0.00	-1,375.00	27.50%
Expense Total:	5,000.00	5,000.00	1,562.50	3,625.00	0.00	-1,375.00	27.50%
Department: 0500 - Fire							
Revenue							
R15 - Taxes - Property	700.00	700.00	0.00	1,316.01	0.00	616.01	-88.00%
R20 - Licenses Permits & Fees	0.00	0.00	450.00	450.00	0.00	450.00	0.00%
R33 - Rental Fees	18,000.00	18,000.00	1,540.00	11,130.12	0.00	-6,869.88	38.17%
R60 - Miscellaneous Revenue	250.00	250.00	615.00	1,693.86	0.00	1,443.86	-577.54%
R62 - Intergovernmental Tsfrs	3,943,755.00	3,943,755.00	328,647.00	1,643,235.00	0.00	-2,300,520.00	58.33%
Revenue Surplus (Deficit):	3,962,705.00	3,962,705.00	331,252.00	1,657,824.99	0.00	-2,304,880.01	58.16%
Expense							
E01 - Personnel Expense	4,322,385.52	4,323,085.52	348,784.10	1,830,882.14	2,087.94	2,490,115.44	57.60%
E10 - Building & Grounds Exp	176,237.96	205,637.96	12,347.32	78,327.95	6,302.72	121,007.29	58.84%
E20 - Vehicle Expense	119,000.00	117,810.97	4,227.24	53,204.51	259.67	64,346.79	54.62%
E30 - Supply Expense	75,600.00	187,220.00	17,830.58	132,118.03	5,953.78	49,148.19	26.25%
E40 - Operations Expense	14,000.00	14,000.00	661.85	746.85	9,198.53	4,054.62	28.96%
E55 - Professional Services	2,100.00	2,100.00	0.00	13.58	0.00	2,086.42	99.35%
E60 - Miscellaneous Expense	13,525.00	13,525.00	0.00	2,657.23	0.00	10,867.77	80.35%
E72 - Bond Expense	113,148.00	113,148.00	0.00	29,939.22	0.00	83,208.78	73.54%
E80 - Fixed Assets	8,600.00	21,040.20	714.36	8,060.86	0.00	12,979.34	61.69%
E85 - Interest Expense	51,080.00	51,080.00	0.00	109.91	0.00	50,970.09	99.78%
Expense Total:	4,895,676.48	5,048,647.65	384,565.45	2,136,060.28	23,802.64	2,888,784.73	57.22%
Revenue Surplus (Deficit):	-932,971.48	-1,085,942.65	-53,313.45	-478,235.29	-23,802.64	583,904.72	53.77%
Department: 0510 - Fire - Springhill Vol							
Revenue							
R15 - Taxes - Property	55,000.00	55,000.00	5,596.52	11,959.49	0.00	-43,040.51	78.26%
Revenue Surplus (Deficit):	55,000.00	55,000.00	5,596.52	11,959.49	0.00	-43,040.51	78.26%

Budget Report

For Fiscal: 2023 Period Ending: 05/31/2023

Category	Original Total Budget	Current Total Budget	Period Activity	Fiscal Activity	Encumbrances	Variance Favorable (Unfavorable)	Percent Remaining
----------	-----------------------	----------------------	-----------------	-----------------	--------------	----------------------------------	-------------------

Expense							
E30 - Supply Expense	15,000.00	54,479.59	0.00	39,479.35	7,567.42	7,432.82	13.64%
Expense Total:	15,000.00	54,479.59	0.00	39,479.35	7,567.42	7,432.82	13.64%

Department: 0510 - Fire - Springhill Vol	Surplus (Deficit):	520.41	5,596.52	-27,519.86	-7,567.42	-35,607.69	6,842.24%
-------------------------------------------------	---------------------------	---------------	-----------------	-------------------	------------------	-------------------	------------------

Department: 0600 - Police

Revenue							
R40 - Fines & Forfeitures	780.00	780.00	67.14	335.70	0.00	-444.30	56.96%
R60 - Miscellaneous Revenue	12,000.00	14,749.52	0.00	9,128.81	0.00	-5,620.71	38.11%
R62 - Intergovernmental Trsfers	1,577,502.00	1,577,502.00	131,459.00	657,295.00	0.00	-920,207.00	58.33%
R66 - Sale of Equipment	25,000.00	25,000.00	0.00	0.00	0.00	-25,000.00	100.00%
R70 - Grant Revenue	33,700.00	33,700.00	5,618.70	22,396.03	0.00	-11,303.97	33.54%
Revenue Surplus (Deficit):	1,648,982.00	1,651,731.52	137,144.84	689,155.54	0.00	-962,575.98	58.28%

Expense

E01 - Personnel Expense	3,746,292.22	3,746,292.22	311,198.35	1,657,122.74	820.71	2,088,348.77	55.74%
E10 - Building & Grounds Exp	117,113.92	133,613.92	10,316.87	55,769.75	10,092.31	67,751.86	50.71%
E20 - Vehicle Expense	291,250.00	302,813.06	21,007.30	141,160.53	98.29	161,554.24	53.35%
E30 - Supply Expense	59,800.00	59,800.00	2,767.67	20,857.50	842.83	38,099.67	63.71%
E40 - Operations Expense	11,100.00	11,880.00	105.23	3,401.64	2,476.00	6,002.36	50.52%
E55 - Professional Services	7,500.00	7,500.00	256.10	1,576.63	0.00	5,923.37	78.98%
E60 - Miscellaneous Expense	85,325.00	85,325.00	84.80	44,680.26	331.26	40,313.48	47.25%
E70 - Grant Expense	31,200.00	31,200.00	878.86	5,561.33	5,500.00	20,138.67	64.55%
E72 - Bond Expense	828,881.63	926,293.34	45,935.27	228,809.07	97,411.71	600,072.56	64.78%
E80 - Fixed Assets	0.00	0.00	32,051.62	295,325.03	679,803.25	-975,128.28	0.00%
E85 - Interest Expense	95,872.22	98,663.51	3,055.16	16,143.07	2,791.29	79,729.15	80.81%
Expense Total:	5,274,334.99	5,403,381.05	427,657.23	2,470,407.55	800,167.65	2,132,805.85	39.47%

Department: 0600 - Police Surplus (Deficit):

	-3,625,352.99	-3,751,649.53	-290,512.39	-1,781,252.01	-800,167.65	1,170,229.87	31.19%
--	----------------------	----------------------	--------------------	----------------------	--------------------	---------------------	---------------

Department: 0610 - Police - Dispatch

Revenue							
R60 - Miscellaneous Revenue	238,000.00	238,000.00	0.00	72,382.80	0.00	-165,617.20	69.59%
Revenue Surplus (Deficit):	238,000.00	238,000.00	0.00	72,382.80	0.00	-165,617.20	69.59%
Expense							
E01 - Personnel Expense	628,817.82	634,817.82	41,072.95	261,055.96	0.00	373,761.86	58.88%
E55 - Professional Services	1,950.00	1,950.00	0.00	0.00	0.00	1,950.00	100.00%
E64 - Reimbursement	67,640.00	67,640.00	4,950.00	7,427.78	28,339.92	31,872.30	47.12%
E80 - Fixed Assets	0.00	0.00	363.87	1,819.35	0.00	-1,819.35	0.00%
Expense Total:	698,407.82	704,407.82	46,386.82	270,303.09	28,339.92	405,764.81	57.60%

Department: 0610 - Police - Dispatch Surplus (Deficit):

	-460,407.82	-466,407.82	-46,386.82	-197,920.29	-28,339.92	240,147.61	51.49%
--	--------------------	--------------------	-------------------	--------------------	-------------------	-------------------	---------------

Budget Report

For Fiscal: 2023 Period Ending: 05/31/2023

Category	Original Total Budget	Current Total Budget	Period Activity	Fiscal Activity	Encumbrances	Variance Favorable (Unfavorable)	Percent Remaining
Department: 0620 - Police - SRO							
Revenue	293,000.00	293,000.00	175,078.75	175,078.75	0.00	-117,921.25	40.25%
R54 - Reimbursement	293,000.00	293,000.00	175,078.75	175,078.75	0.00	-117,921.25	40.25%
Revenue Surplus (Deficit):							
Expense	601,996.45	602,896.45	54,115.30	292,295.08	0.00	310,601.37	51.52%
E01 - Personnel Expense	601,996.45	602,896.45	54,115.30	292,295.08	0.00	310,601.37	51.52%
E10 - Building & Grounds Exp	9,600.00	9,600.00	728.80	3,644.90	1,500.00	4,455.10	46.41%
E60 - Miscellaneous Expense	2,500.00	2,500.00	0.00	0.00	0.00	2,500.00	100.00%
Expense Total:	614,096.45	614,996.45	54,844.10	295,939.98	1,500.00	317,556.47	51.64%
Department: 0620 - Police - SRO Surplus (Deficit):							
	-321,096.45	-321,996.45	120,234.65	-120,861.23	-1,500.00	199,635.22	62.00%
Department: 0630 - Police - K9							
Expense	1,800.00	1,800.00	0.00	0.00	0.00	1,800.00	100.00%
E30 - Supply Expense	1,800.00	1,800.00	0.00	0.00	0.00	1,800.00	100.00%
E40 - Operations Expense	5,500.00	5,500.00	0.00	1,018.56	0.00	4,481.44	81.48%
E55 - Professional Services	3,000.00	3,000.00	114.00	347.50	0.00	2,652.50	88.42%
Expense Total:	10,300.00	10,300.00	114.00	1,366.06	0.00	8,933.94	86.74%
Department: 0630 - Police - K9 Total:							
	10,300.00	10,300.00	114.00	1,366.06	0.00	8,933.94	86.74%
Fund: 001 - General Fund Surplus (Deficit):							
	160,002.44	-1,056,138.41	290,700.19	-580,842.78	-1,329,688.66	-854,393.03	-80.90%
Fund: 002 - Sales Tax Fund							
Revenue	6,310,008.00	6,310,008.00	566,271.98	2,642,754.66	0.00	-3,667,253.34	58.12%
R10 - Taxes - Sales	6,310,008.00	6,310,008.00	566,271.98	2,642,754.66	0.00	-3,667,253.34	58.12%
Revenue Surplus (Deficit):							
Expense	6,310,008.00	6,310,008.00	525,834.00	2,629,170.00	0.00	3,680,838.00	58.33%
E62 - Intergovernmental Tsr	6,310,008.00	6,310,008.00	525,834.00	2,629,170.00	0.00	3,680,838.00	58.33%
Expense Total:	0.00	0.00	40,437.98	13,584.66	0.00	13,584.66	0.00%
Department: 0100 - Administration Surplus (Deficit):							
	0.00	0.00	40,437.98	13,584.66	0.00	13,584.66	0.00%
Fund: 002 - Sales Tax Fund Surplus (Deficit):							
	0.00	0.00	40,437.98	13,584.66	0.00	13,584.66	0.00%
Fund: 003 - Franchise Fees Fund							
Department: 0100 - Administration							
Revenue	1,330,000.00	1,330,000.00	118,736.22	671,606.08	0.00	-658,393.92	49.50%
R50 - Sale of Services	1,330,000.00	1,330,000.00	118,736.22	671,606.08	0.00	-658,393.92	49.50%
Revenue Surplus (Deficit):							
Expense	175,000.00	175,000.00	14,583.33	72,916.65	0.00	102,083.35	58.33%
E62 - Intergovernmental Tsr	175,000.00	175,000.00	14,583.33	72,916.65	0.00	102,083.35	58.33%
Expense Total:	175,000.00	175,000.00	14,583.33	72,916.65	0.00	102,083.35	58.33%
Department: 0100 - Administration Surplus (Deficit):							
	1,155,000.00	1,155,000.00	104,152.89	598,689.43	0.00	-556,310.57	48.17%

Budget Report

For Fiscal: 2023 Period Ending: 05/31/2023

Category	Original Total Budget	Current Total Budget	Period Activity	Fiscal Activity	Encumbrances	Variance Favorable (Unfavorable)	Percent Remaining
Department: 0800 - Street							
Expense							
E62 - Intergovernmental Tsfr	649,000.20	649,000.20	52,973.08	265,679.29	0.00	383,320.91	59.06%
Expense Total:	649,000.20	649,000.20	52,973.08	265,679.29	0.00	383,320.91	59.06%
Department: 0800 - Street Total:	649,000.20	649,000.20	52,973.08	265,679.29	0.00	383,320.91	59.06%
Fund: 003 - Franchise Fees Fund Surplus (Deficit):	505,999.80	505,999.80	51,179.81	333,010.14	0.00	-172,989.66	34.19%
Fund: 005 - Designated Tax Fund							
Department: 0200 - Animal Control							
Revenue							
R10 - Taxes - Sales	631,002.00	631,002.00	56,627.20	264,275.47	0.00	-366,726.53	58.12%
Revenue Surplus (Deficit):	631,002.00	631,002.00	56,627.20	264,275.47	0.00	-366,726.53	58.12%
Expense							
E62 - Intergovernmental Tsfr	631,002.00	631,002.00	52,583.00	262,915.00	0.00	368,087.00	58.33%
Expense Total:	631,002.00	631,002.00	52,583.00	262,915.00	0.00	368,087.00	58.33%
Department: 0200 - Animal Control Surplus (Deficit):	0.00	0.00	4,044.20	1,360.47	0.00	1,360.47	0.00%
Department: 0400 - Parks							
Revenue							
R10 - Taxes - Sales	631,002.00	631,002.00	56,627.20	264,275.47	0.00	-366,726.53	58.12%
Revenue Surplus (Deficit):	631,002.00	631,002.00	56,627.20	264,275.47	0.00	-366,726.53	58.12%
Expense							
E62 - Intergovernmental Tsfr	631,002.00	631,002.00	52,583.00	262,915.00	0.00	368,087.00	58.33%
Expense Total:	631,002.00	631,002.00	52,583.00	262,915.00	0.00	368,087.00	58.33%
Department: 0400 - Parks Surplus (Deficit):	0.00	0.00	4,044.20	1,360.47	0.00	1,360.47	0.00%
Department: 0500 - Fire							
Revenue							
R10 - Taxes - Sales	1,577,502.00	1,577,502.00	141,568.00	660,688.67	0.00	-916,813.33	58.12%
Revenue Surplus (Deficit):	1,577,502.00	1,577,502.00	141,568.00	660,688.67	0.00	-916,813.33	58.12%
Expense							
E62 - Intergovernmental Tsfr	1,577,502.00	1,577,502.00	131,459.00	657,295.00	0.00	920,207.00	58.33%
Expense Total:	1,577,502.00	1,577,502.00	131,459.00	657,295.00	0.00	920,207.00	58.33%
Department: 0500 - Fire Surplus (Deficit):	0.00	0.00	10,109.00	3,393.67	0.00	3,393.67	0.00%
Department: 0600 - Police							
Revenue							
R10 - Taxes - Sales	1,577,502.00	1,577,502.00	141,568.00	660,688.67	0.00	-916,813.33	58.12%
Revenue Surplus (Deficit):	1,577,502.00	1,577,502.00	141,568.00	660,688.67	0.00	-916,813.33	58.12%

Budget Report

For Fiscal: 2023 Period Ending: 05/31/2023

Category	Original Total Budget	Current Total Budget	Period Activity	Fiscal Activity	Encumbrances	Variance Favorable (Unfavorable)	Percent Remaining
Expense							
E62 - Intergovernmental Tsr	1,577,502.00	1,577,502.00	131,459.00	657,295.00	0.00	920,207.00	58.33%
Expense Total:	1,577,502.00	1,577,502.00	131,459.00	657,295.00	0.00	920,207.00	58.33%
Department: 0600 - Police Surplus (Deficit):	0.00	0.00	10,109.00	3,393.67	0.00	3,393.67	0.00%
Department: 0800 - Street Revenue							
R10 - Taxes - Sales	1,893,000.00	1,893,000.00	169,881.58	792,826.38	0.00	-1,100,173.62	58.12%
Revenue Surplus (Deficit):	1,893,000.00	1,893,000.00	169,881.58	792,826.38	0.00	-1,100,173.62	58.12%
Expense							
E62 - Intergovernmental Tsr	1,893,000.00	1,893,000.00	157,750.00	788,750.00	0.00	1,104,250.00	58.33%
Expense Total:	1,893,000.00	1,893,000.00	157,750.00	788,750.00	0.00	1,104,250.00	58.33%
Department: 0800 - Street Surplus (Deficit):	0.00	0.00	12,131.58	4,076.38	0.00	4,076.38	0.00%
Fund: 005 - Designated Tax Fund Surplus (Deficit):	0.00	0.00	40,437.98	13,584.66	0.00	13,584.66	0.00%
Fund: 007 - Investment Account Department: 0100 - Administration Revenue							
R85 - Interest Revenue	0.00	0.00	0.55	3,150.49	0.00	3,150.49	0.00%
Revenue Surplus (Deficit):	0.00	0.00	0.55	3,150.49	0.00	3,150.49	0.00%
Expense							
E62 - Intergovernmental Tsr	0.00	0.00	0.00	860,536.60	0.00	-860,536.60	0.00%
E85 - Interest Expense	0.00	0.00	271.30	-19,409.25	0.00	19,409.25	0.00%
Expense Total:	0.00	0.00	271.30	841,127.35	0.00	-841,127.35	0.00%
Department: 0100 - Administration Surplus (Deficit):	0.00	0.00	-270.75	-837,976.86	0.00	-837,976.86	0.00%
Fund: 007 - Investment Account Surplus (Deficit):	0.00	0.00	-270.75	-837,976.86	0.00	-837,976.86	0.00%
Fund: 020 - Animal Control Donation Department: 0200 - Animal Control Revenue							
R68 - Donation Revenue	2,500.00	2,500.00	0.00	0.00	0.00	-2,500.00	100.00%
Revenue Surplus (Deficit):	2,500.00	2,500.00	0.00	0.00	0.00	-2,500.00	100.00%
Expense							
E55 - Professional Services	2,500.00	2,500.00	0.00	984.42	0.00	1,515.58	60.62%
Expense Total:	2,500.00	2,500.00	0.00	984.42	0.00	1,515.58	60.62%
Department: 0200 - Animal Control Surplus (Deficit):	0.00	0.00	0.00	-984.42	0.00	-984.42	0.00%
Fund: 020 - Animal Control Donation Surplus (Deficit):	0.00	0.00	0.00	-984.42	0.00	-984.42	0.00%

Category	Original Total Budget	Current Total Budget	Period Activity	Fiscal Activity	Encumbrances	Variance Favorable (Unfavorable)	Percent Remaining
Fund: 030 - Act 1256 of 1995 Court							
Department: 0300 - Court							
Revenue							
R40 - Fines & Forfeitures	401,250.00	401,250.00	18,838.26	109,407.40	0.00	-291,842.60	72.73%
Revenue Surplus (Deficit):	401,250.00	401,250.00	18,838.26	109,407.40	0.00	-291,842.60	72.73%
Expense							
E01 - Personnel Expense	5,200.00	5,200.00	394.84	1,974.20	0.00	3,225.80	62.03%
E40 - Operations Expense	396,050.00	396,050.00	18,443.42	107,433.20	0.00	288,616.80	72.87%
Expense Total:	401,250.00	401,250.00	18,838.26	109,407.40	0.00	291,842.60	72.73%
Department: 0300 - Court Surplus (Deficit):							
	0.00	0.00	0.00	0.00	0.00	0.00	0.00%
Fund: 030 - Act 1256 of 1995 Court Surplus (Deficit):							
	0.00	0.00	0.00	0.00	0.00	0.00	0.00%
Fund: 031 - Act 1809 of 2001 Court Auto							
Department: 0300 - Court							
Revenue							
R40 - Fines & Forfeitures	36,000.00	36,000.00	2,807.50	14,943.50	0.00	-21,056.50	58.49%
Revenue Surplus (Deficit):	36,000.00	36,000.00	2,807.50	14,943.50	0.00	-21,056.50	58.49%
Expense							
E60 - Miscellaneous Expense	36,000.00	36,000.00	0.00	11,394.40	7,438.88	17,166.72	47.69%
Expense Total:	36,000.00	36,000.00	0.00	11,394.40	7,438.88	17,166.72	47.69%
Department: 0300 - Court Surplus (Deficit):							
	0.00	0.00	2,807.50	3,549.10	-7,438.88	-3,889.78	0.00%
Fund: 031 - Act 1809 of 2001 Court Auto Surplus (Deficit):							
	0.00	0.00	2,807.50	3,549.10	-7,438.88	-3,889.78	0.00%
Fund: 045 - Park 1/8 SalesTax O & M							
Department: 0400 - Parks							
Revenue							
R10 - Taxes - Sales	788,751.00	788,751.00	70,784.00	330,344.33	0.00	-458,406.67	58.12%
Revenue Surplus (Deficit):	788,751.00	788,751.00	70,784.00	330,344.33	0.00	-458,406.67	58.12%
Expense							
E62 - Intergovernmental Tsfr	788,751.00	788,751.00	65,729.00	328,645.00	0.00	460,106.00	58.33%
Expense Total:	788,751.00	788,751.00	65,729.00	328,645.00	0.00	460,106.00	58.33%
Department: 0400 - Parks Surplus (Deficit):							
	0.00	0.00	5,055.00	1,699.33	0.00	1,699.33	0.00%
Fund: 045 - Park 1/8 SalesTax O & M Surplus (Deficit):							
	0.00	0.00	5,055.00	1,699.33	0.00	1,699.33	0.00%
Fund: 051 - Act 833 of 1991 Fire							
Department: 0500 - Fire							
Revenue							
R15 - Taxes - Property	20,000.00	20,000.00	15,974.32	15,974.32	0.00	-4,025.68	20.13%
Revenue Surplus (Deficit):	20,000.00	20,000.00	15,974.32	15,974.32	0.00	-4,025.68	20.13%

Budget Report

For Fiscal: 2023 Period Ending: 05/31/2023

Category	Original Total Budget	Current Total Budget	Period Activity	Fiscal Activity	Encumbrances	Variance Favorable (Unfavorable)	Percent Remaining
Expense							
E40 - Operations Expense	20,000.00	56,702.05	0.00	37,361.30	9,617.90	9,722.85	17.15%
Expense Total:	20,000.00	56,702.05	0.00	37,361.30	9,617.90	9,722.85	17.15%
Department: 0500 - Fire Surplus (Deficit):	0.00	-36,702.05	15,974.32	-21,386.98	-9,617.90	5,697.17	15.52%
Fund: 051 - Act 833 of 1991 Fire Surplus (Deficit):	0.00	-36,702.05	15,974.32	-21,386.98	-9,617.90	5,697.17	15.52%
Fund: 055 - Fire 3/8 SalesTax							
Department: 0500 - Fire	2,366,253.00	2,366,253.00	212,351.99	991,032.97	0.00	-1,375,220.03	58.12%
Revenue	2,366,253.00	2,366,253.00	212,351.99	991,032.97	0.00	-1,375,220.03	58.12%
R10 - Taxes - Sales							
Revenue Surplus (Deficit):	2,366,253.00	2,366,253.00	212,351.99	991,032.97	0.00	-1,375,220.03	58.12%
Fund: 055 - Fire 3/8 SalesTax Surplus (Deficit):	2,366,253.00	2,366,253.00	212,351.99	991,032.97	0.00	-1,375,220.03	58.12%
Expense							
E62 - Intergovernmental Tsr	2,366,253.00	2,366,253.00	197,188.00	985,940.00	0.00	1,380,313.00	58.33%
Expense Total:	2,366,253.00	2,366,253.00	197,188.00	985,940.00	0.00	1,380,313.00	58.33%
Department: 0500 - Fire Surplus (Deficit):	0.00	0.00	15,163.99	5,092.97	0.00	5,092.97	0.00%
Fund: 055 - Fire 3/8 SalesTax Surplus (Deficit):	0.00	0.00	15,163.99	5,092.97	0.00	5,092.97	0.00%
Fund: 061 - Act 918 of 1983 Police							
Department: 0600 - Police	15,000.00	15,000.00	1,342.64	6,713.20	0.00	-8,286.80	55.25%
Revenue	15,000.00	15,000.00	1,342.64	6,713.20	0.00	-8,286.80	55.25%
R40 - Fines & Forfeitures							
Revenue Surplus (Deficit):	15,000.00	15,000.00	1,342.64	6,713.20	0.00	-8,286.80	55.25%
Expense							
E60 - Miscellaneous Expense	15,000.00	15,000.00	0.00	6,317.32	0.00	8,682.68	57.88%
Expense Total:	15,000.00	15,000.00	0.00	6,317.32	0.00	8,682.68	57.88%
Department: 0600 - Police Surplus (Deficit):	0.00	0.00	1,342.64	395.88	0.00	395.88	0.00%
Fund: 061 - Act 918 of 1983 Police Surplus (Deficit):	0.00	0.00	1,342.64	395.88	0.00	395.88	0.00%
Fund: 062 - Act 988 of 1991 Emerg Veh							
Department: 0600 - Police	12,000.00	12,000.00	240.00	1,096.17	0.00	-10,903.83	90.87%
Revenue	12,000.00	12,000.00	240.00	1,096.17	0.00	-10,903.83	90.87%
R40 - Fines & Forfeitures							
Revenue Surplus (Deficit):	12,000.00	12,000.00	240.00	1,096.17	0.00	-10,903.83	90.87%
Expense							
E40 - Operations Expense	12,000.00	12,000.00	0.00	0.00	0.00	12,000.00	100.00%
Expense Total:	12,000.00	12,000.00	0.00	0.00	0.00	12,000.00	100.00%
Department: 0600 - Police Surplus (Deficit):	0.00	0.00	240.00	1,096.17	0.00	1,096.17	0.00%
Fund: 062 - Act 988 of 1991 Emerg Veh Surplus (Deficit):	0.00	0.00	240.00	1,096.17	0.00	1,096.17	0.00%

Budget Report

For Fiscal: 2023 Period Ending: 05/31/2023

Category	Original Total Budget	Current Total Budget	Period Activity	Fiscal Activity	Encumbrances	Variance Favorable (Unfavorable)	Percent Remaining
Fund: 066 - Federal Drug Control							
Department: 0600 - Police							
Revenue							
R85 - Interest Revenue	0.00	0.00	0.26	1.21	0.00	1.21	0.00%
Revenue Surplus (Deficit):							
	0.00	0.00	0.26	1.21	0.00	1.21	0.00%
Department: 0600 - Police Surplus (Deficit):							
	0.00	0.00	0.26	1.21	0.00	1.21	0.00%
Fund: 066 - Federal Drug Control Surplus (Deficit):							
	0.00	0.00	0.26	1.21	0.00	1.21	0.00%
Fund: 068 - State Drug Control							
Department: 0600 - Police							
Revenue							
R40 - Fines & Forfeitures	2,500.00	2,500.00	0.00	0.00	0.00	-2,500.00	100.00%
R85 - Interest Revenue	0.00	0.00	0.21	0.97	0.00	0.97	0.00%
Revenue Surplus (Deficit):							
	2,500.00	2,500.00	0.21	0.97	0.00	-2,499.03	99.96%
Expense							
E60 - Miscellaneous Expense	2,500.00	2,500.00	0.00	0.00	0.00	2,500.00	100.00%
Expense Total:							
	2,500.00	2,500.00	0.00	0.00	0.00	2,500.00	100.00%
Department: 0600 - Police Surplus (Deficit):							
	0.00	0.00	0.21	0.97	0.00	0.97	0.00%
Fund: 068 - State Drug Control Surplus (Deficit):							
	0.00	0.00	0.21	0.97	0.00	0.97	0.00%
Fund: 080 - Street Fund							
Department: 0140 - Stormwater							
Expense							
E01 - Personnel Expense	408,929.87	409,029.87	26,004.51	143,943.32	0.00	265,086.55	64.81%
E10 - Building & Grounds Exp	3,024.00	3,024.00	333.36	1,583.00	450.00	991.00	32.77%
E20 - Vehicle Expense	21,200.00	35,034.56	15,238.11	17,740.29	0.00	17,294.27	49.36%
E30 - Supply Expense	12,700.00	25,400.00	268.53	3,583.70	0.00	21,816.30	85.89%
E40 - Operations Expense	6,200.00	6,200.00	200.00	1,634.26	0.00	4,565.74	73.64%
E55 - Professional Services	100,250.00	150,760.00	7,303.13	18,388.35	51,140.00	81,231.65	53.88%
E80 - Fixed Assets	62,000.00	62,000.00	62,103.00	62,103.00	0.00	-103.00	-0.17%
Expense Total:							
	614,303.87	691,448.43	111,450.64	248,975.92	51,590.00	390,882.51	56.53%
Department: 0140 - Stormwater Total:							
	614,303.87	691,448.43	111,450.64	248,975.92	51,590.00	390,882.51	56.53%
Department: 0800 - Street							
Revenue							
R10 - Taxes - Sales	456,000.00	456,000.00	52,710.78	260,144.40	0.00	-195,855.60	42.95%
R15 - Taxes - Property	1,368,000.00	1,368,000.00	161,533.55	623,790.87	0.00	-744,209.13	54.40%
R60 - Miscellaneous Revenue	1,000.00	1,577.84	0.00	3,014.08	0.00	1,436.24	-91.03%
R62 - Intergovernmental Tsfrs	1,893,000.00	1,893,000.00	157,750.00	788,750.00	0.00	-1,104,250.00	58.33%
R64 - Reimbursement	425,000.00	425,000.00	0.00	0.00	0.00	-425,000.00	100.00%

Category	Original Total Budget	Current Total Budget	Period Activity	Fiscal Activity	Encumbrances	Variance Favorable (Unfavorable) Remaining	Percent Remaining
R85 - Interest Revenue	775.00	775.00	0.00	0.00	0.00	-775.00	100.00%
Revenue Surplus (Deficit):	4,143,775.00	4,144,352.84	371,994.33	1,675,699.35	0.00	-2,468,653.49	59.57%
Expense							
E01 - Personnel Expense	1,527,035.88	1,531,035.88	88,477.90	485,541.27	1,956.50	1,043,538.11	68.16%
E10 - Building & Grounds Exp	104,704.96	104,704.96	16,524.49	74,309.22	-90,020.03	120,415.77	115.00%
E20 - Vehicle Expense	218,500.00	224,400.34	17,104.03	104,623.66	4,770.41	115,006.27	51.25%
E30 - Supply Expense	388,952.16	391,976.90	6,838.42	104,557.37	17,996.76	269,422.77	68.73%
E40 - Operations Expense	294,283.00	292,100.00	4,288.07	21,722.79	0.00	270,377.21	92.56%
E55 - Professional Services	328,500.04	362,290.04	44,222.34	74,360.73	67,336.31	220,593.00	60.89%
E60 - Miscellaneous Expense	53,965.00	53,965.00	2,421.27	15,433.97	36,812.00	1,719.03	3.19%
E80 - Fixed Assets	1,088,000.00	2,282,764.24	193,566.53	777,318.97	1,322,232.08	183,213.19	8.03%
E90 - Construction Projects	500,000.00	886,285.96	0.00	276,109.03	5,750.01	604,426.92	68.20%
Expense Total:	4,603,941.04	6,129,523.32	373,443.05	1,933,977.01	1,366,834.04	2,828,712.27	46.15%
Department: 0800 - Street Surplus (Deficit):	-460,166.04	-1,985,170.48	-1,448.72	-258,277.66	-1,366,834.04	360,058.78	18.14%
Fund: 080 - Street Fund Surplus (Deficit):	-1,074,469.91	-2,676,618.91	-112,899.36	-507,253.58	-1,418,424.04	750,941.29	28.06%
Fund: 110 - Special Redemp - 2016 Bond Revenue							
R62 - Intergovernmental Tsfrs	0.00	0.00	2,902.77	13,344.14	0.00	13,344.14	0.00%
R85 - Interest Revenue	0.00	0.00	98.23	357.67	0.00	357.67	0.00%
Revenue Surplus (Deficit):	0.00	0.00	3,001.00	13,701.81	0.00	13,701.81	0.00%
Department: 0100 - Administration Surplus (Deficit):	0.00	0.00	3,001.00	13,701.81	0.00	13,701.81	0.00%
Fund: 110 - Special Redemp - 2016 Bond Surplus (Deficit):	0.00	0.00	3,001.00	13,701.81	0.00	13,701.81	0.00%
Fund: 113 - Debt Service Reserve Fund Revenue							
R85 - Interest Revenue	0.00	0.00	2,902.77	13,344.14	0.00	13,344.14	0.00%
Revenue Surplus (Deficit):	0.00	0.00	2,902.77	13,344.14	0.00	13,344.14	0.00%
Expense							
E62 - Intergovernmental Tsfr	0.00	0.00	2,902.77	13,344.14	0.00	-13,344.14	0.00%
Expense Total:	0.00	0.00	2,902.77	13,344.14	0.00	-13,344.14	0.00%
Department: 0100 - Administration Surplus (Deficit):	0.00	0.00	0.00	0.00	0.00	0.00	0.00%
Fund: 113 - Debt Service Reserve Fund Surplus (Deficit):	0.00	0.00	0.00	0.00	0.00	0.00	0.00%

Category	Original Total Budget	Current Total Budget	Period Activity	Fiscal Activity	Encumbrances	Variance Favorable (Unfavorable)	Percent Remaining
Fund: 114 - 2016 Bond Fund							
Department: 0100 - Administration							
Revenue							
R10 - Taxes - Sales	0.00	0.00	283,135.99	1,321,377.33	0.00	1,321,377.33	0.00%
	0.00	0.00	283,135.99	1,321,377.33	0.00	1,321,377.33	0.00%
Department: 0100 - Administration Surplus (Deficit):	0.00	0.00	283,135.99	1,321,377.33	0.00	1,321,377.33	0.00%
Department: 0400 - Parks							
Revenue							
R85 - Interest Revenue	0.00	0.00	6,714.48	21,920.89	0.00	21,920.89	0.00%
	0.00	0.00	6,714.48	21,920.89	0.00	21,920.89	0.00%
Department: 0400 - Parks Surplus (Deficit):	0.00	0.00	6,714.48	21,920.89	0.00	21,920.89	0.00%
Fund: 114 - 2016 Bond Fund Surplus (Deficit):	0.00	0.00	289,850.47	1,343,298.22	0.00	1,343,298.22	0.00%
Fund: 167 - 2022 Amend 78							
Department: 0100 - Administration							
Revenue							
R10 - Taxes - Sales	0.00	0.00	0.00	-40,200.00	0.00	-40,200.00	0.00%
	0.00	0.00	0.00	-40,200.00	0.00	-40,200.00	0.00%
Revenue Surplus (Deficit):	0.00	0.00	0.00	-40,200.00	0.00	-40,200.00	0.00%
Department: 0100 - Administration Surplus (Deficit):	0.00	0.00	0.00	-40,200.00	0.00	-40,200.00	0.00%
Fund: 167 - 2022 Amend 78 Surplus (Deficit):	0.00	0.00	0.00	-40,200.00	0.00	-40,200.00	0.00%
Fund: 183 - 2023 Street Bond DSR							
Department: 0800 - Street							
Revenue							
R10 - Taxes - Sales	0.00	0.00	586,490.00	586,490.00	0.00	586,490.00	0.00%
	0.00	0.00	586,490.00	586,490.00	0.00	586,490.00	0.00%
Revenue Surplus (Deficit):	0.00	0.00	586,490.00	586,490.00	0.00	586,490.00	0.00%
Department: 0800 - Street Surplus (Deficit):	0.00	0.00	586,490.00	586,490.00	0.00	586,490.00	0.00%
Fund: 183 - 2023 Street Bond DSR Surplus (Deficit):	0.00	0.00	586,490.00	586,490.00	0.00	586,490.00	0.00%
Fund: 185 - Street Bond 2016 DS							
Department: 0800 - Street							
Revenue							
R62 - Intergovernmental Tsfrs	0.00	0.00	52,973.08	267,784.58	0.00	267,784.58	0.00%
R85 - Interest Revenue	0.00	0.00	454.90	3,474.88	0.00	3,474.88	0.00%
	0.00	0.00	53,427.98	271,259.46	0.00	271,259.46	0.00%
Revenue Surplus (Deficit):	0.00	0.00	53,427.98	271,259.46	0.00	271,259.46	0.00%
Expense							
E72 - Bond Expense	0.00	0.00	83.33	507,638.53	0.00	-507,638.53	0.00%
	0.00	0.00	83.33	507,638.53	0.00	-507,638.53	0.00%
Expense Total:	0.00	0.00	83.33	507,638.53	0.00	-507,638.53	0.00%
Department: 0800 - Street Surplus (Deficit):	0.00	0.00	53,344.65	-236,379.07	0.00	-236,379.07	0.00%
Fund: 185 - Street Bond 2016 DS Surplus (Deficit):	0.00	0.00	53,344.65	-236,379.07	0.00	-236,379.07	0.00%

Category	Original Total Budget	Current Total Budget	Period Activity	Fiscal Activity	Encumbrances	Variance Favorable (Unfavorable) Remaining	Percent Remaining
Fund: 186 - Street Bond 2016 DSR							
Department: 0800 - Street Revenue							
R85 - Interest Revenue	0.00	0.00	1,240.72	5,633.58	0.00	5,633.58	0.00%
Revenue Surplus (Deficit):	0.00	0.00	1,240.72	5,633.58	0.00	5,633.58	0.00%
Expense							
E62 - Intergovernmental Tsfr	0.00	0.00	0.00	2,105.29	0.00	-2,105.29	0.00%
Expense Total:	0.00	0.00	0.00	2,105.29	0.00	-2,105.29	0.00%
Department: 0800 - Street Surplus (Deficit):	0.00	0.00	1,240.72	3,528.29	0.00	3,528.29	0.00%
Fund: 186 - Street Bond 2016 DSR Surplus (Deficit):	0.00	0.00	1,240.72	3,528.29	0.00	3,528.29	0.00%
Fund: 187 - 2016 Street Construction Fund							
Department: 0800 - Street Revenue							
R64 - Reimbursement	0.00	0.00	0.00	2,024,370.34	0.00	2,024,370.34	0.00%
R85 - Interest Revenue	0.00	0.00	21,217.06	48,681.08	0.00	48,681.08	0.00%
Revenue Surplus (Deficit):	0.00	0.00	21,217.06	2,073,051.42	0.00	2,073,051.42	0.00%
Expense							
E90 - Construction Projects	0.00	0.00	1,379,100.84	255,619.49	0.00	-255,619.49	0.00%
Expense Total:	0.00	0.00	1,379,100.84	255,619.49	0.00	-255,619.49	0.00%
Department: 0800 - Street Surplus (Deficit):	0.00	0.00	-1,357,883.78	1,817,431.93	0.00	1,817,431.93	0.00%
Fund: 187 - 2016 Street Construction Fund Surplus (Deficit):	0.00	0.00	-1,357,883.78	1,817,431.93	0.00	1,817,431.93	0.00%
Fund: 188 - 2023 Improvement Fund							
Department: 0800 - Street Revenue							
R10 - Taxes - Sales	0.00	0.00	9,948,051.01	9,948,051.01	0.00	9,948,051.01	0.00%
Revenue Surplus (Deficit):	0.00	0.00	9,948,051.01	9,948,051.01	0.00	9,948,051.01	0.00%
Department: 0800 - Street Surplus (Deficit):	0.00	0.00	9,948,051.01	9,948,051.01	0.00	9,948,051.01	0.00%
Fund: 188 - 2023 Improvement Fund Surplus (Deficit):	0.00	0.00	9,948,051.01	9,948,051.01	0.00	9,948,051.01	0.00%
Fund: 500 - Water Fund							
Department: 0140 - Stormwater Revenue							
R50 - Sale of Services	308,000.00	308,000.00	-106,184.26	0.00	0.00	-308,000.00	100.00%
Revenue Surplus (Deficit):	308,000.00	308,000.00	-106,184.26	0.00	0.00	-308,000.00	100.00%
Expense							
E62 - Intergovernmental Tsfr	308,000.00	308,000.00	0.00	0.00	0.00	308,000.00	100.00%
Expense Total:	308,000.00	308,000.00	0.00	0.00	0.00	308,000.00	100.00%
Department: 0140 - Stormwater Surplus (Deficit):	0.00	0.00	-106,184.26	0.00	0.00	0.00	0.00%

Budget Report

For Fiscal: 2023 Period Ending: 05/31/2023

Category	Original Total Budget	Current Total Budget	Period Activity	Fiscal Activity	Encumbrances	Variance Favorable (Unfavorable) Remaining	Percent Remaining
Department: 0900 - Water							
Revenue							
R50 - Sale of Services	5,121,722.00	5,121,722.00	364,783.96	1,767,888.51	0.00	-3,353,833.49	65.48%
R60 - Miscellaneous Revenue	35,000.00	35,000.00	1,328.63	1,366.39	0.00	-33,633.61	96.10%
R62 - Intergovernmental Tsfrs	0.00	0.00	0.00	17,270.00	0.00	17,270.00	0.00%
Revenue Surplus (Deficit):	5,156,722.00	5,156,722.00	366,112.59	1,786,524.90	0.00	-3,370,197.10	65.36%
Expense							
E01 - Personnel Expense	1,374,320.65	1,389,392.65	100,097.47	514,463.67	71.38	874,857.60	62.97%
E10 - Building & Grounds Exp	115,300.00	115,300.00	7,046.10	27,479.53	12,171.94	75,648.53	65.61%
E20 - Vehicle Expense	104,100.00	104,600.00	9,943.13	42,542.09	4,175.07	57,882.84	55.34%
E30 - Supply Expense	1,376,400.00	1,376,400.00	115,868.92	572,702.64	15,030.95	788,666.41	57.30%
E40 - Operations Expense	467,543.00	465,360.00	35,415.35	194,490.40	7,600.00	263,269.60	56.57%
E55 - Professional Services	84,800.00	84,800.00	5,024.67	25,368.85	9,312.86	50,118.29	59.10%
E60 - Miscellaneous Expense	62,610.00	61,610.00	21,483.59	40,291.72	35,256.74	-13,938.46	-22.62%
E62 - Intergovernmental Tsfr	35,000.00	35,000.00	0.00	63,232.72	17,000.00	-45,232.72	-129.24%
E72 - Bond Expense	31,983.96	31,983.96	3,421.46	17,655.54	0.00	14,328.42	44.80%
E80 - Fixed Assets	650,000.00	4,035,695.03	485,388.00	3,292,781.51	92,913.52	650,000.00	16.11%
E85 - Interest Expense	87,589.00	87,589.00	6,266.14	31,741.90	0.00	55,847.10	63.76%
Expense Total:	4,389,646.61	7,787,730.64	789,954.83	4,822,750.57	193,532.46	2,771,447.61	35.59%
Department: 0900 - Water Surplus (Deficit):							
	767,075.39	-2,631,008.64	-423,842.24	-3,036,225.67	-193,532.46	-598,749.49	-22.76%
Department: 0950 - Wastewater							
Revenue							
R50 - Sale of Services	5,577,537.00	5,577,537.00	448,009.41	2,277,065.22	0.00	-3,300,471.78	59.17%
R60 - Miscellaneous Revenue	50,100.00	50,100.00	4,150.00	26,150.00	0.00	-23,950.00	47.80%
Revenue Surplus (Deficit):	5,627,637.00	5,627,637.00	452,159.41	2,303,215.22	0.00	-3,324,421.78	59.07%
Expense							
E62 - Intergovernmental Tsfr	4,114,000.00	4,114,000.00	0.00	1,736,968.16	427,500.00	1,949,531.84	47.39%
Expense Total:	4,114,000.00	4,114,000.00	0.00	1,736,968.16	427,500.00	1,949,531.84	47.39%
Department: 0950 - Wastewater Surplus (Deficit):	1,513,637.00	1,513,637.00	452,159.41	566,247.06	-427,500.00	-1,374,889.94	90.83%
Fund: 500 - Water Fund Surplus (Deficit):							
	2,280,712.39	-1,117,371.64	-77,867.09	-2,469,978.61	-621,032.46	-1,973,639.43	-176.63%
Fund: 510 - Wastewater Fund							
Department: 0950 - Wastewater							
Revenue							
R60 - Miscellaneous Revenue	0.00	0.00	54.06	54.06	0.00	54.06	0.00%
R62 - Intergovernmental Tsfrs	4,064,000.00	4,064,000.00	0.00	1,736,968.16	0.00	-2,327,031.84	57.26%
Revenue Surplus (Deficit):	4,064,000.00	4,064,000.00	54.06	1,737,022.22	0.00	-2,326,977.78	57.26%
Expense							
E01 - Personnel Expense	2,045,541.24	2,047,541.24	129,186.03	761,570.98	0.00	1,285,970.26	62.81%
E10 - Building & Grounds Exp	617,768.00	715,268.00	49,099.99	281,317.51	15,650.77	418,299.72	58.48%

Budget Report

For Fiscal: 2023 Period Ending: 05/31/2023

Category	Original Total Budget	Current Total Budget	Period Activity	Fiscal Activity	Encumbrances	Variance	
						(Unfavorable)	Remaining
E20 - Vehicle Expense	162,300.00	166,820.07	8,709.13	65,176.37	163,775.80	-62,132.10	-37.24%
E30 - Supply Expense	483,200.00	483,200.00	61,051.44	242,344.62	62,634.80	178,220.58	36.88%
E40 - Operations Expense	57,963.00	55,780.00	441.10	9,919.47	500.00	45,360.53	81.32%
E55 - Professional Services	109,600.00	109,600.00	10,418.71	39,176.69	32,175.80	38,247.51	34.90%
E60 - Miscellaneous Expense	74,240.00	74,240.00	4,747.59	21,474.57	35,256.74	17,508.69	23.58%
E62 - Intergovernmental Tsfr	120,000.00	120,000.00	0.00	91,419.38	22,500.00	6,080.62	5.07%
E72 - Bond Expense	172,838.47	66,999.47	4,615.68	23,787.20	0.00	43,212.27	64.50%
E80 - Fixed Assets	2,922,000.00	4,066,874.58	108,558.14	389,316.42	1,955,092.20	1,722,465.96	42.35%
E85 - Interest Expense	87,589.00	87,589.00	7,161.82	49,183.44	26,349.81	12,055.75	13.76%
Expense Total:	6,853,039.71	7,993,912.36	383,989.63	1,974,686.65	2,313,935.92	3,705,289.79	46.35%
Department: 0950 - Wastewater Surplus (Deficit):	-2,789,039.71	-3,929,912.36	-383,935.57	-237,664.43	-2,313,935.92	1,378,312.01	35.07%
Fund: 510 - Wastewater Fund Surplus (Deficit):	-2,789,039.71	-3,929,912.36	-383,935.57	-237,664.43	-2,313,935.92	1,378,312.01	35.07%

Fund: 515 - Stormwater Utility Fund
Department: 0140 - Stormwater

Revenue							
R20 - Licenses Permits & Fees	0.00	0.00	11,575.00	11,575.00	0.00	11,575.00	0.00%
R50 - Sale of Services	0.00	0.00	120,339.68	120,339.68	0.00	120,339.68	0.00%
R60 - Miscellaneous Revenue	0.00	0.00	0.00	860,536.60	0.00	860,536.60	0.00%
Revenue Surplus (Deficit):	0.00	0.00	131,914.68	992,451.28	0.00	992,451.28	0.00%
Expense							
E80 - Fixed Assets	0.00	2,938,322.25	295,887.56	1,894,783.23	441,771.25	601,767.77	20.48%
Expense Total:	0.00	2,938,322.25	295,887.56	1,894,783.23	441,771.25	601,767.77	20.48%
Department: 0140 - Stormwater Surplus (Deficit):	0.00	-2,938,322.25	-163,972.88	-902,331.95	-441,771.25	1,594,219.05	54.26%
Fund: 515 - Stormwater Utility Fund Surplus (Deficit):	0.00	-2,938,322.25	-163,972.88	-902,331.95	-441,771.25	1,594,219.05	54.26%

Fund: 525 - Depreciation - WW
Department: 0950 - Wastewater

Revenue							
R62 - Intergovernmental Tsfrs	217,000.00	217,000.00	0.00	154,652.10	0.00	-62,347.90	28.73%
Revenue Surplus (Deficit):	217,000.00	217,000.00	0.00	154,652.10	0.00	-62,347.90	28.73%
Department: 0950 - Wastewater Surplus (Deficit):	217,000.00	217,000.00	0.00	154,652.10	0.00	-62,347.90	28.73%
Fund: 525 - Depreciation - WW Surplus (Deficit):	217,000.00	217,000.00	0.00	154,652.10	0.00	-62,347.90	28.73%

Budget Report

For Fiscal: 2023 Period Ending: 05/31/2023

Category	Original Total Budget	Current Total Budget	Period Activity	Fiscal Activity	Encumbrances	Variance Favorable (Unfavorable)	Percent Remaining
Fund: 550 - Impact - Water							
Department: 0900 - Water							
Revenue							
R62 - Intergovernmental Tsfrs	35,000.00	35,000.00	2,400.00	6,000.00	0.00	-29,000.00	82.86%
Revenue Surplus (Deficit):	35,000.00	35,000.00	2,400.00	6,000.00	0.00	-29,000.00	82.86%
Department: 0900 - Water							
Revenue Surplus (Deficit):	35,000.00	35,000.00	2,400.00	6,000.00	0.00	-29,000.00	82.86%
Fund: 555 - Impact - WW							
Department: 0950 - Wastewater							
Revenue							
R62 - Intergovernmental Tsfrs	50,000.00	50,000.00	0.00	0.00	0.00	-50,000.00	100.00%
Revenue Surplus (Deficit):	50,000.00	50,000.00	0.00	0.00	0.00	-50,000.00	100.00%
Department: 0950 - Wastewater							
Revenue Surplus (Deficit):	50,000.00	50,000.00	0.00	0.00	0.00	-50,000.00	100.00%
Fund: 555 - Impact - WW							
Revenue Surplus (Deficit):	50,000.00	50,000.00	0.00	0.00	0.00	-50,000.00	100.00%
Fund: 604 - W/WW Ref Rev 2017 Bd Fr							
Department: 0000 - Administration							
Revenue							
R62 - Intergovernmental Tsfrs	0.00	0.00	19,775.11	118,650.66	0.00	118,650.66	0.00%
R85 - Interest Revenue	0.00	0.00	333.56	665.80	0.00	665.80	0.00%
Revenue Surplus (Deficit):	0.00	0.00	20,108.67	119,316.46	0.00	119,316.46	0.00%
Expense							
E72 - Bond Expense	0.00	0.00	166.67	833.35	0.00	-833.35	0.00%
Expense Total:	0.00	0.00	166.67	833.35	0.00	-833.35	0.00%
Department: 0000 - Administration							
Revenue Surplus (Deficit):	0.00	0.00	19,942.00	118,483.11	0.00	118,483.11	0.00%
Fund: 604 - W/WW Ref Rev 2017 Bd Fr							
Revenue Surplus (Deficit):	0.00	0.00	19,942.00	118,483.11	0.00	118,483.11	0.00%
Fund: 606 - W/WW Ref Rev Bonds 2017 DSR							
Department: 0000 - Administration							
Revenue							
R85 - Interest Revenue	0.00	0.00	1,008.29	4,565.81	0.00	4,565.81	0.00%
Revenue Surplus (Deficit):	0.00	0.00	1,008.29	4,565.81	0.00	4,565.81	0.00%
Department: 0000 - Administration							
Revenue Surplus (Deficit):	0.00	0.00	1,008.29	4,565.81	0.00	4,565.81	0.00%
Fund: 606 - W/WW Ref Rev Bonds 2017 DSR							
Revenue Surplus (Deficit):	0.00	0.00	1,008.29	4,565.81	0.00	4,565.81	0.00%
Fund: 700 - A/P Tax Commission							
Department: 0150 - A/P Tax Commission							
Revenue							
R85 - Interest Revenue	0.00	0.00	18.83	89.47	0.00	89.47	0.00%
Revenue Surplus (Deficit):	0.00	0.00	18.83	89.47	0.00	89.47	0.00%

Budget Report

For Fiscal: 2023 Period Ending: 05/31/2023

Category	Original Total Budget	Current Total Budget	Period Activity	Fiscal Activity	Encumbrances	Variance	
						Favorable	(Unfavorable) Remaining
Expense	0.00	0.00	0.00	212,898.04	0.00	-212,898.04	0.00%
E60 - Miscellaneous Expense	0.00	0.00	0.00	212,898.04	0.00	-212,898.04	0.00%
Expense Total:							
Department: 0150 - A/P Tax Commission Surplus (Deficit):	0.00	0.00	18.83	-212,808.57	0.00	-212,808.57	0.00%
Fund: 700 - A/P Tax Commission Surplus (Deficit):	0.00	0.00	18.83	-212,808.57	0.00	-212,808.57	0.00%
Report Surplus (Deficit):	-614,794.99	-10,947,065.82	9,271,857.42	8,320,410.12	-6,141,909.11	13,125,566.83	119.90%

Fund Summary

Fund	Original Total Budget	Current Total Budget	Period Activity	Fiscal Activity	Encumbrances	Variance	
						Favorable	(Unfavorable)
001 - General Fund	160,002.44	-1,056,138.41	290,700.19	-580,842.78	-1,329,688.66	-854,393.03	
002 - Sales Tax Fund	0.00	0.00	40,437.98	13,584.66	0.00	13,584.66	
003 - Franchise Fees Fund	505,999.80	505,999.80	51,179.81	333,010.14	0.00	-172,989.66	
005 - Designated Tax Fund	0.00	0.00	40,437.98	13,584.66	0.00	13,584.66	
007 - Investment Account	0.00	0.00	-270.75	-837,976.86	0.00	-837,976.86	
020 - Animal Control Donation	0.00	0.00	0.00	-984.42	0.00	-984.42	
030 - Act 1256 of 1995 Court	0.00	0.00	0.00	0.00	0.00	0.00	
031 - Act 1809 of 2001 Court Aut	0.00	0.00	2,807.50	3,549.10	-7,438.88	-3,889.78	
045 - Park 1/8 SalesTax O & M	0.00	0.00	5,055.00	1,699.33	0.00	1,699.33	
051 - Act 833 of 1991 Fire	0.00	-36,702.05	15,974.32	-21,386.98	0.00	5,697.17	
055 - Fire 3/8 SalesTax	0.00	0.00	15,163.99	5,092.97	0.00	5,092.97	
061 - Act 918 of 1983 Police	0.00	0.00	1,342.64	395.88	0.00	395.88	
062 - Act 988 of 1991 Emerg Veh	0.00	0.00	240.00	1,096.17	0.00	1,096.17	
066 - Federal Drug Control	0.00	0.00	0.26	1.21	0.00	1.21	
068 - State Drug Control	0.00	0.00	0.21	0.97	0.00	0.97	
080 - Street Fund	-1,074,469.91	-2,676,618.91	-112,899.36	-507,253.58	-1,418,424.04	750,941.29	
110 - Special Redemp - 2016 Bon	0.00	0.00	3,001.00	13,701.81	0.00	13,701.81	
113 - Debt Service Reserve Fund	0.00	0.00	0.00	0.00	0.00	0.00	
114 - 2016 Bond Fund	0.00	0.00	289,850.47	1,343,298.22	0.00	1,343,298.22	
167 - 2022 Amend 78	0.00	0.00	0.00	-40,200.00	0.00	-40,200.00	
183 - 2023 Street Bond DSR	0.00	0.00	586,490.00	586,490.00	0.00	586,490.00	
185 - Street Bond 2016 DS	0.00	0.00	53,344.65	-236,379.07	0.00	-236,379.07	
186 - Street Bond 2016 DSR	0.00	0.00	1,240.72	3,528.29	0.00	3,528.29	
187 - 2016 Street Construction F	0.00	0.00	-1,357,883.78	1,817,431.93	0.00	1,817,431.93	
188 - 2023 Improvement Fund	0.00	0.00	9,948,051.01	9,948,051.01	0.00	9,948,051.01	
500 - Water Fund	2,280,712.39	-1,117,371.64	-77,867.09	-2,469,978.61	-621,032.46	-1,973,639.43	
510 - Wastewater Fund	-2,789,039.71	-3,929,912.36	-383,935.57	-237,664.43	-2,313,935.92	1,378,312.01	
515 - Stormwater Utility Fund	0.00	-2,938,322.25	-163,972.88	-902,331.95	-441,771.25	1,594,219.05	
525 - Depreciation - WW	217,000.00	217,000.00	0.00	154,652.10	0.00	-62,347.90	
550 - Impact - Water	35,000.00	35,000.00	2,400.00	6,000.00	0.00	-29,000.00	
555 - Impact - WW	50,000.00	50,000.00	0.00	0.00	0.00	-50,000.00	
604 - W/WW Ref Rev 2017 Bd Fr	0.00	0.00	19,942.00	118,483.11	0.00	118,483.11	
606 - W/WW Ref Rev Bonds 201	0.00	0.00	1,008.29	4,565.81	0.00	4,565.81	
700 - A/P Tax Commission	0.00	0.00	18.83	-212,808.57	0.00	-212,808.57	
Report Surplus (Deficit):	-614,794.99	-10,947,065.82	9,271,857.42	8,320,410.12	-6,141,909.11	13,125,566.83	

RESOLUTION NO. 2023 _____

A RESOLUTION PROVIDING FOR THE ADOPTION OF AN AMENDED BUDGET FOR THE CITY OF BRYANT FOR THE TWELVE MONTH PERIOD BEGINNING JANUARY 1, 2023 AND ENDING DECEMBER 31, 2023

WHEREAS, the City of Bryant, Arkansas adopted a budget for The City of Bryant on December 13, 2022, recorded as Resolution 2022-36, and

WHEREAS, the City of Bryant, Arkansas, desires to amend said Budget for Fiscal Year 2023 as attached.

NOW, THEREFORE, BE IT RESOLVED BY THE CITY COUNCIL OF BRYANT, ARKANSAS THAT:

Section This resolution (with attachment) shall be known as the amended budget resolution for the City

1. of Bryant, Arkansas, for the twelve (12) month period beginning January 1, 2023 and ending

- General Fund 0
- Street Fund 0
- Utility Fund WW 0

Section The amended city budget for the calendar year 2023 is hereby amended and adopted to read as
2. attached.

PASSED AND APPROVED this 27th day of June, 2023.

APPROVED:

Allen E. Scott, Mayor

ATTEST:

Mark Smith, City Clerk

Account Number	Amount of the Requested (Description
080-0800-5810	-30,759.98 reclass to complete truck outfitting, costs have increased
080-0800-5322	-14,000.00 reclass to complete truck outfitting, costs have increased
080-0800-5808	44,759.98 reclass to complete truck outfitting, costs have increased
510-0950-5816	-75,000.00 Required Pool Repair not city capital so reclass
510-0950-5586	75,000.00 Required Pool Repair not city capital so reclass
500-0900-4536	-34,000.00 Penalties unbudgeted used to cover supplies increase
500-0900-5322	34,000.00 Penalties unbudgeted used to cover supplies increase
001-0500-4350	-3,450.00 reclass for Fire
001-0500-5216	3,450.00 reclass for Fire
080-0800-4600	-22.62 reclass for Street
080-0800-5060	22.62 reclass for Street
500-0900-4600	-1,506.48 reclass for Water
500-0900-5060	1,283.82 reclass for Water
500-0900-5102	222.66 reclass for Water
001-0600-4600	-450.00 reclass for Police
001-0600-5210	450.00 reclass for Police

ORDINANCE NO. 2023 _____
A ORDINANCE LEVYING A TAX ON ALL REAL PROPERTY IN THE CITY OF BRYANT, SALINE COUNTY, ARKANSAS, FOR THE PURPOSES AS PROVIDED BY LAW.

NOW, THEREFORE, BE IT ORDAINED BY THE CITY COUNCIL OF CITY OF BRYANT, SALINE COUNTY, ARKANSAS:

Section 1. That a tax of 3.8 mills on the dollar for the city purposes be and is hereby levied on all Real property within the corporate limits of the City of Bryant, Arkansas, as per property valuations on Saline County tax books for the year 2023, see below:

1 City General Purposes: 3.8 Mills

Said tax shall be collected by the Collector of Saline County in 2024 as provided by law.

PASSED AND APPROVED BY THE CITY COUNCIL OF THE CITY OF BRYANT, ARKANSAS, on this 27th day of June, 2023.

APPROVED:

Allen E. Scott, Mayor

ATTEST:

Mark Smith, City Clerk

ORDINANCE NO. 2023 _____

**A ORDINANCE LEVYING A TAX ON ALL PERSONAL PROPERTY IN THE CITY OF BRYANT,
SALINE COUNTY, ARKANSAS, FOR THE PURPOSES AS PROVIDED BY LAW.**

**NOW, THEREFORE, BE IT ORDAINED BY THE CITY COUNCIL OF CITY OF BRYANT, SALINE
COUNTY, ARKANSAS:**

Section 1. That a tax of 3.8 mills on the dollar for the city purposes be and is hereby levied on all Personal property within the corporate limits of the City of Bryant, Arkansas, as per property valuations on Saline County tax books for the year 2023, see below:

1 City General Purposes: 3.8 Mills

Said tax shall be collected by the Collector of Saline County in 2024 as provided by law.

**PASSED AND APPROVED BY THE CITY COUNCIL OF THE CITY OF BRYANT,
ARKANSAS, on this 27th day of June, 2023.**

APPROVED:

Allen E. Scott, Mayor

ATTEST:

Mark Smith, City Clerk

ORDINANCE NO. ___ OF 2023

AN ORDINANCE GRANTING A NON-EXCLUSIVE FRANCHISE

TO HYPERFIBER OF ARKANSAS, LLC; AND ASSIGN A NON-EXCLUSIVE FRANCHISE TO PROVIDE AND MAINTAIN HIGH-BANDWIDTH, FIBER-BASED COMMUNICATIONS NETWORKS AND SERVICES WITHIN THE CITY OF BRYANT; ESTABLISHING FRANCHISE FEES TO BE PAID; AND FOR OTHER PURPOSES.

WHEREAS, the City Council of the City of Bryant, Arkansas, desires to grant a non-exclusive franchise to HyperFiber of Arkansas, LLC ("HF") to provide and maintain high-bandwidth, fiber-based communications networks, and services within the City of Bryant; and

WHEREAS, the City and HF have come to terms on the execution of the franchise agreement.

NOW, THEREFORE, BE IT ORDAINED BY THE CITY COUNCIL OF THE CITY OF BRYANT, ARKANSAS:

SECTION 1: Conditioned upon the acceptance by HF of the terms and conditions set forth in "Exhibit 1" to this ordinance, HF is hereby granted a non-exclusive franchise to provide and maintain high-bandwidth, fiber-based communications networks, and services within the City of Bryant for a period of ten (10) years. The City and HF shall enter into a franchise agreement that is substantially similar to the terms set forth in "Exhibit 1". The franchise agreement shall be approved by the City Attorney prior to execution. The mayor and the city clerk are hereby authorized and directed to execute the necessary documents on behalf of the city which shall include at a minimum "Exhibit 1" as well the franchise agreement.

SECTION 2: Severability. In the event any title, section, paragraph, item, sentence, clause, phrase, or word of this ordinance is declared or adjudged to be invalid or unconstitutional, such declaration or adjudication shall not affect the remaining portions of the ordinance which shall remain in full force and effect as if the portion so declared or adjudged invalid or unconstitutional were not originally a part of the ordinance.

SECTION 3: Repealer. All laws, ordinances, resolutions, or parts of the same, that are inconsistent with the provisions of this ordinance, are hereby repealed to the extent of such inconsistency.

PASSED AND APPROVED this ____ day of June, 2023

Allen Scott, Mayor

ATTEST: Mark Smith, City Clerk



Franchise Agreement

between

C

ity of Bryant, Arkansas

and

HyperFiber of Arkansas, LLC

AGREEMENT

This **AGREEMENT** is effective as of the _____ day of _____ 2023 (the "Effective Date"), and is between the City of Bryant, Arkansas (the "Franchising Authority" or the "City of Bryant"), and HyperFiber of Arkansas, LLC. (the "Company"). For purposes of this Agreement, unless otherwise defined in this Agreement, the capitalized terms, phrases, words, and their derivations, shall have the meanings set forth in Appendix A.

The Franchising Authority, having determined that the financial, legal, and technical ability of the Company is reasonably sufficient to provide the services, facilities, and equipment necessary to meet the current and future cable-related needs of the community and that, as of the Effective Date, the Company is in material compliance with the terms and conditions of the cable franchise preceding this Agreement, desires to enter into this Agreement with the Company for the construction, operation, and maintenance of a Cable System on the terms and conditions set forth herein. In consideration of the mutual covenants and agreements contained in this Agreement, and other good and valuable consideration, the receipt and sufficiency of which is hereby acknowledged, the parties hereby covenant and agree as follows:

SECTION 1 GRANT OF AUTHORITY

1.1 Grant of Franchise. The Franchising Authority hereby grants under the Cable Act a nonexclusive franchise (the "Franchise") to occupy and use the Streets within the Franchise Area in order to construct operate, maintain, upgrade, repair, and remove the Cable System, and provide Cable Services through the Cable System, subject to the terms and conditions of this Agreement. This Franchise authorizes Cable Service, and it does not grant or prohibit the right(s) of the Company to provide other services.

1.2 Term of Franchise. This Franchise shall be in effect for a period of ten (10) years commencing on the Effective Date, unless renewed or lawfully terminated in accordance with this Agreement and the Cable Act.

1.3 Renewal. Subject to Section 626 of the Cable Act (47 U.S.C. § 546) and such terms and conditions as may lawfully be established by the Franchising Authority, the Franchising Authority reserves the right to grant or deny renewal of the Franchise.

1.4 Reservation of Authority. Nothing in this Agreement shall (i) abrogate the right of the Franchising Authority to perform any public works or public improvements of any description, (ii) be construed as a waiver of any codes or ordinances of the Franchising Authority or of the Franchising Authority's right to require the Company or any Person utilizing the Cable System to secure the appropriate permits or authorizations for its use, or (iii) be construed as a waiver or release of the rights of the Franchising Authority in and to the Streets. Notwithstanding the above, in the event of any conflict between this Agreement and any code or ordinance adopted by the Franchising Authority, the terms and conditions of this Agreement shall prevail.

1.5 Competitive Equity and Subsequent Action Provisions.

1.5.1 Purposes. The Company and the Franchising Authority acknowledge that there is increasing competition in the video marketplace among cable operators, direct broadcast satellite providers, telephone companies, broadband content providers, and others; new technologies are emerging that enable the provision of new and advanced services to City of Bryant residents; and changes in the scope and application of the traditional regulatory framework governing the provision of Video Services are being considered in a variety of federal, state, and local venues. To foster an environment where all Cable Service Providers and Video Service Providers using the Streets can compete on a competitively neutral and nondiscriminatory basis; encourage the provision of new and advanced services to City of Bryant residents; promote local communications infrastructure investments and economic opportunities in the City of Bryant; and provide flexibility in the event of subsequent changes in the law, the Company and the Franchising Authority have agreed to the provisions in this Section 1.5, and these provisions should be interpreted and applied with these purposes in mind. The parties agree that the Franchising Authority shall not be required to execute a franchise agreement or authorization with a competitive CSP or VSP that is identical, word-for-word, with this Agreement to avoid triggering the provisions of this Section 1.5, so long as the regulatory and financial burdens on and benefits to each CSI) or V SP are materially equivalent to the burdens on and benefits to the Company. "Materially equivalent" provisions include but are not limited to: franchise fees and the definition of Gross Revenues; system build-out requirements; security instruments; public, education and government access channels and support; customer service standards; and audits.

1.5.2 Fair Terms for All Providers. Notwithstanding any other provision of this Agreement or any other provision of law,

- (a) If any V SP or CSP enters into any agreement with the Franchising Authority to provide Video Services or Cable Services to Subscribers in the Franchise Area, the Franchising Authority and the Company, upon written request of the Company, will use best efforts in good faith to negotiate the Company's proposed Franchise modifications, and such negotiation will proceed and conclude within sixty (60) days, unless that period is reduced or extended by mutual agreement of the parties. If the Franchising Authority and the Company agree to Franchise modifications pursuant to such negotiations, then the Franchising Authority shall amend this Agreement to include the modifications.

If there is no written agreement or other authorization between the new V SP or CSP and the Franchising Authority, the Company and the Franchising Authority shall use the sixty (60) day period to develop and enter into an agreement or other appropriate authorization (to the extent the Company determines an agreement or authorization is necessary) that to the maximum extent possible contains provisions that will ensure competitive equity between the Company and other VSPs or CSPs, taking into account the terms and conditions under which the new V SP or CSI) is allowed to provide Video Services or Cable Services to Subscribers in the Franchise Area.

- (b) Following the Franchise modification negotiations provided for in Section 1.5.2(a), if the Franchising Authority and the Company fail to reach agreement in such negotiations, the Company may, at its option, elect to replace this Agreement by opting in to the same franchise agreement or other lawful authorization that the Franchising Authority has granted to the new VSP or CSP. If the Company so elects, the Franchising Authority shall adopt the Company's replacement agreement at the next regularly scheduled Bryant city council meeting.
- (c) The Franchising Authority shall at all times enforce the state and federal ban on providing Cable Service without a franchise. The Franchising Authority's enforcement efforts shall be continuous and diligent throughout the term of this Agreement. Should the Franchising Authority not commence enforcement efforts within sixty (60) days of becoming aware of a VSP or CSP providing Video Service or Cable Service within the Franchise Area, the Company shall have the right to petition the Franchising Authority for the relief provided in Section 1.5.2 above.
- (d) This Section 1.5.2 shall not apply for VSPs or CSPs providing Video Service or Cable Service in the Franchise Area under the authorization of the Arkansas Video Service Act (A.C.A, § 23-19-201, et seq.).

1.5.3 Subsequent Change in Law. If there is a change in federal, state, or local law that provides for a new or alternative form of authorization, subsequent to the Effective Date, for a VSP or CSP utilizing the Streets to provide Video Services or Cable Services to Subscribers in 'the Franchise Area, or that otherwise changes the nature or extent of the obligations that the Franchising Authority may request from or impose on a VSP or CSP providing Video Services or Cable Services to Subscribers in the Franchise Area, the Franchising Authority agrees that, notwithstanding any other provision of law, upon the written request and at the option of the Company, the Franchising Authority shall: (i) permit the Company to provide Video Services or Cable Services to Subscribers in the Franchise Area on substantially the same terms and conditions as are applicable to a VSP or CSP under the changed law; (ii) modify this Agreement to comply with the changed law; or (iii) modify this Agreement to ensure competitive equity between the Company and other VSPs or CSPs, taking into account the conditions under which other VSPs or CSPs are permitted to provide Video Services or Cable Services to Subscribers in the Franchise Area. The Franchising Authority and the Company shall implement the provisions of this Section 1.5.3 within sixty (60) days after the Company submits a written request to the Franchising Authority. Should the Franchising Authority fail to implement these provisions within the time specified, this Agreement shall, at the Company's option and upon written notice to the Franchising Authority, be deemed amended as initially requested by the Company under this Section 1.5.3. Notwithstanding any provision of law that imposes a time or other limitation on the Company's ability to take advantage of the changed law's provisions, the Company may exercise its rights under this Section 1.5.3 at any time, but not sooner than thirty (30) days after the changed law goes into effect.

1.5.4 Effect on This Agreement. Any agreement, authorization, right, or determination to provide Cable Services or Video Services to Subscribers in the Franchise Area under this Section 1.5 shall supersede this Agreement.

4

SECTION 2 THE CABLE SYSTEM

2.1 The System and Its Operations.

2.1.1 Service Area. As of the Effective Date, the Company operates a Cable System within the Franchise Area.

2.1.2 System. As of the Effective Date, the Company maintains and operates a Cable System capable of providing over 250 Channels of Video Programming, which Channels may be delivered by analog, digital, or other transmission technologies, at the sole discretion of the Company.

2.1.3 System Technical Standards. Throughout the term of this Agreement, the Cable System shall be designed, maintained, and operated such that quality and reliability of System Signal will be in compliance with all applicable consumer electronics equipment compatibility standards, including but not limited to Section 624A of the Cable Act (47 U.S.C. § 544a) and 47 C.F.R. § 76.630, as may be amended from time to time.

2.1.4 Testing Procedures: Technical Performance. Throughout the term of this Agreement, the Company shall operate and maintain the Cable System in accordance with the testing procedures and the technical performance standards of the FCC.

2.2 Requirements with Respect to Work on the System.

2.2.1 General Requirements. The Company shall comply with ordinances, rules, and regulations established by the Franchising Authority pursuant to the lawful exercise of its police powers and generally applicable to all users of the Streets. To the extent that local ordinances, rules, or regulations clearly conflict with the terms and conditions of this Agreement, the terms and conditions of this Agreement shall prevail, except where such conflict arises from the Franchising Authority's lawful exercise of its police powers.

2.2.2 Protection of Underground Utilities. Both the Company and the Franchising Authority shall comply with the Arkansas Underground Facilities Damage Prevention Act (A.C.A. § 14-271-101, *et seq.*), relating to notification prior to excavation near underground utilities, as may be amended from time to time.

2.3 Permits and General Obligations.

2.3.1 The Company shall be responsible for obtaining all permits, licenses, or other forms of approval or authorization necessary to construct, operate, maintain, or repair the Cable System, or any part thereof, prior to the commencement of any such activity. The Franchising Authority shall not charge the Company, and the Company shall not be

required to pay, any fee or charge for the issuance of permits, licenses, or other approvals, as such payments are included in the franchise fees described in Section 4 below. The Franchising Authority shall make all reasonable efforts to issue permits, licenses, or other approvals within ten (10) business days. The Company shall be solely responsible, either through its employees or its authorized contractors, for constructing, installing, and maintaining the Cable System in a safe, thorough, and reliable manner in accordance with all applicable standards and using materials of good and durable quality. The Company shall assure that any person installing, maintaining, or removing its facilities is fully qualified and familiar with all applicable standards. No third party shall tamper with, relocate, or otherwise interfere with the Company's facilities in the rights-of-way without the Company's approval and supervision; provided, however, that the Company shall make all reasonable efforts to coordinate with other users of the Streets to facilitate the execution of projects and minimize disruption in the public rights-of-way. All transmission and distribution structures, poles, other lines, and equipment installed by the Company for use in the Cable System in accordance with this Agreement shall be located so as to minimize interference with the proper use of the Streets and the rights and reasonable convenience of property owners who own property adjoining the Streets.

2.3.2 Code Compliance. The Company shall comply with all applicable building, safety, and construction codes. The parties agree that at present, Cable Systems are not subject to the low voltage regulations of the National Electric Code, National Electrical Safety Code, or other such codes or regulations. In the event that the applicable codes are revised such that Cable Systems become subject to low voltage regulations without being grandfathered or otherwise exempted, the Company will thereafter be required to comply with those regulations.

2.4 Conditions on Street Occupancy.

2.4.1 New Grades or Lines. If the grades or lines of any Street within the Franchise Area are lawfully changed at any time during the term of this Agreement, then the Company shall, upon at least ninety (90) days' advance written notice from the Franchising Authority and at its own cost and expense, protect or promptly alter or relocate the Cable System, or any part thereof, so as to conform with the new grades or lines. If public funds are available to any Person using the Street for the purpose of defraying the cost of any of the foregoing work, the Franchising Authority shall make application for such funds on behalf of the Company. The Company shall be entitled to reimbursement of its costs should any other utility be so compensated as a result of a required protection, alteration, or relocation of its facilities. Notwithstanding the above, the Company shall not be liable for the cost of protecting, altering, or relocating facilities, aerial or underground, where such work is required to accommodate a streetscape, sidewalk, or private development project.

2.4.2 Relocation at Request of Third Party. The Company shall, upon reasonable prior written request of any Person holding a permit issued by the Franchising Authority to move any structure, temporarily move its wires to permit the moving of such structure; provided (i) the Company may impose a reasonable charge on any Person for the

movement of its wires, and such charge may be required to be paid in advance of the movement of its wires; and (ii) the Company agrees to arrange for such temporary relocation to be accomplished as soon as reasonably practicable, not to exceed ninety (90) days without the prior agreement of the Franchising Authority.

2.4.3 Restoration of Streets. If in connection with construction, operation, maintenance, or repair of the Cable System, the Company disturbs, alters, or damages any Street, the Company agrees that it shall at its own cost and expense restore the Street according to the standards set forth in the Arkansas State Highway Commission's Utility Accommodation Policy. If the Franchising Authority reasonably believes that the Company has not restored the Street appropriately, then the Franchising Authority, after providing ten (10) business days' advance written notice and a reasonable opportunity to cure, may have the Street restored and bill the Company for the cost of restoration.

2.4.4 Trimming of Trees and Shrubbery. The Company shall have the authority to trim trees or other natural growth overhanging any of its Cable System in the Franchise Area so as to prevent contact with the Company's wires, cables, or other equipment, the cost of which trimming shall not be borne by the Franchising Authority.

2.4.5 Aerial and Underground Construction. If at the time of Cable System construction all of the transmission and distribution facilities of all of the respective public or municipal utilities in the construction area are underground, the Company shall place its Cable System's transmission and distribution facilities underground. At the time of Cable System construction, in any place within the Franchise Area where the transmission or distribution facilities of the respective public or municipal utilities are both aerial and underground, the Company shall have the discretion to construct, operate, and maintain all of its transmission and distribution facilities, or any part thereof, aerially or underground; however, at such time as all existing aerial facilities of the respective public or municipal utilities are placed underground, the Company shall likewise place its facilities underground, subject to the provisions of Section 2.4.1. Company facilities placed underground at the property owner's request in any area where any of the transmission or distribution facilities of the respective public or municipal utilities are aerial shall be installed with the additional expense paid by the property owner. Nothing in this Section 2.4.5 shall be construed to require the Company to construct, operate, or maintain underground any ground-mounted appurtenances such as customer taps, line extenders, system passive devices, amplifiers, power supplies, pedestals, or other related equipment.

2.4.6 New Developments. The Franchising Authority shall provide the Company with written notice of the issuance of building or development' permits for planned developments within the Franchise Area requiring undergrounding of cable facilities. The Franchising Authority agrees to require the developer to give the Company access to open trenches for deployment of cable facilities and at least thirty (30) days' written notice of the date of availability of open trenches. Notwithstanding the foregoing, the Company shall not be required to utilize any open trench.

2.4.7 Use of Existing Poles. Where possible, the Company shall attach its facilities to existing utility poles and shall use all reasonable efforts to enter into a pole attachment agreement with the owners of such existing utility poles. The Franchising Authority acknowledges that the Company may pass through to Subscribers the costs of attaching to existing utility poles in the Franchise Area, and does not object.

2.5 Change in Franchise Area. In the event that the borders of the Franchise Area change, through annexation or otherwise, the Franchising Authority shall provide to the Company written notice of such change, including an updated map and an electronic list of all addresses in the Franchise Area. Franchise fees on gross revenues earned from Subscribers in annexed areas shall not be payable to the Franchising Authority until sixty (60) days after the Company's receipt of such updated map and electronic list of addresses, and shall not be remitted to the Franchising Authority until the next regularly scheduled quarterly franchise fee payment as provided in Section 4.1.2 below.

SECTION 3 CUSTOMER SERVICE

Customer Service. The Company shall comply in all respects with the requirements set forth in Appendix B. Individual violations of those requirements do not constitute a breach of this Agreement.

SECTION 4 COMPENSATION AND OTHER PAYMENTS

4.1 Compensation to the Franchising Authority. As compensation for the Franchise, the Company shall pay or cause to be paid to the Franchising Authority the amounts set forth in this Section 4.1.

4.1.1 Franchise Fees—Amount. The Company shall pay to the Franchising Authority franchise fees in an amount equal to five percent (5%) of Gross Revenues derived from the operation of the Cable System to provide Cable Services in the Franchise Area.

4.1.2 Franchise Fees—Payment. Payments of franchise fees shall be made on a quarterly basis and shall be remitted not later than thirty (30) days after the last day of March, June, September, and December throughout the term of this Agreement.

4.1.3 Company to Submit Franchise Fee Report. The Company shall submit to the Franchising Authority, not later than thirty (30) days after the last day of March, June, September, and December throughout the term of this Agreement, a report setting forth the basis for the computation of Gross Revenues on which the quarterly payment of franchise fees is being made, which report shall enumerate, at a minimum, the following revenue categories: limited and expanded basic video service, digital video service, premium video service, pay-per-view and video-on-demand, equipment, installation and activation, franchise fees, guide, late fees, ad sales, home shopping commissions, and bad debt.

4.1.4 Franchise Fee Payments Subject to Audit: Remedy for Underpayment. No acceptance of any franchise fee payment by the Franchising Authority shall be construed as an accord and satisfaction that the amount paid is in fact the correct amount or a release of any claim that the Franchising Authority may have for further or additional sums payable under this Agreement. The Franchising Authority may conduct an audit no more than once annually to ensure payments in accordance with this Agreement. The audit of the Company's records shall take place at a location, in the State of Arkansas, determined by the Company. The Franchising Authority is prohibited from removing any records, files, spreadsheets, or any other documents from the site of the audit. In the event that the Franchising Authority takes notes of any documents, records, or files of the Company for use in the preparation of an audit report, all notes shall be returned to the Company upon completion of the audit. The audit period shall be limited to three (3) years preceding the end of the quarter of the most recent payment. Once the Company has provided information for an audit with respect to any period, regardless of whether the audit was completed, that period shall not again be the subject of any audit.

If, as a result of an audit or any other review, the Franchising Authority determines that the Company has underpaid franchise fees in any twelve (12) month period by ten percent (10%) or more, then, in addition to making full payment of the relevant obligation, the Company shall reimburse the Franchising Authority for all of the reasonable costs associated with the audit or review, including all reasonable out-of-pocket costs for attorneys, accountants, and other consultants. The Franchising Authority shall provide the Company with a written notice of audit results and a copy of the final report presented to the Franchising Authority. The Company shall remit any undisputed amounts owed to the Franchising Authority as the result of the audit within forty-five (45) days, or other mutually acceptable timeframe, after the date of an executed settlement and release agreement.

4.2 Payments Not to Be Set Off Against Taxes or Vice Versa. The parties agree that the compensation and other payments to be made pursuant to this Section 4 are not a tax and are not in the nature of a tax. The Company and the Franchising Authority further agree that franchise fee payments required under Section 4.1.1 shall be in lieu of any permit fees, business license fees, and occupational license fees as are or may be required by the Franchising Authority. The Franchising Authority and the Company further agree that no additional taxes, licenses, fees, surcharges, or other assessments shall be assessed on the Company related to the provision of services or the operation of the Cable System, nor shall the Franchising Authority levy any other tax, license, fee, or assessment on the Company or its Subscribers that is not generally imposed and applicable to a majority of all other businesses.

4.3 Interest on Late Payments. If any payment required by this Agreement is not actually received by the Franchising Authority on or before the applicable date fixed in this Agreement, the Company shall pay interest thereon, from the due date to the date paid,' at a rate of one percent (1%) per month.

4.4 Service to Governmental and Institutional Facilities.

4.4.1 Complimentary Installation and Service. The Company shall, within thirty (30) days of receipt of a written request by the Franchising Authority, provide complimentary standard installation and complimentary Basic Service on one outlet for each public primary or secondary school and public library located within the Franchise Area no more than one hundred twenty-five (125) feet from the nearest point of connection to the distribution plant. If a public primary or secondary school or public library within the Franchise Area is located more than one hundred twenty-five (125) feet from the nearest point of connection to the distribution plant, the Company shall, within thirty (30) days of receipt of a written request from the Franchising Authority, provide a written estimate for the cost of extending the distribution plant to the school or library, as well as any necessary interior wiring costs.

4.42 Government Discounts. The Company may provide a government discount rate if the Franchising Authority requests additional outlets at a public school or public library or requests Cable Service to any other government facility within the Franchise Area.

SECTION 5 COMPLIANCE REPORTS

5.1 Compliance. The Franchising Authority hereby acknowledges that as of the Effective Date, the Company is in material compliance with the terms and conditions of the cable franchise preceding this Agreement and all material laws, rules, and ordinances of the Franchising Authority.

5.2 Reports. Upon written request by the Franchising Authority and subject to Section 631 of the Cable Act, the Company shall promptly submit to the Franchising Authority such information as may be necessary to reasonably demonstrate the Company's compliance with any term or condition of this Agreement.

5.3 File for Public Inspection. Throughout the term of this Agreement, the Company shall maintain and make available to the public those documents required pursuant to the FCC's rules and regulations.

5.4 Treatment of Proprietary Information. The Franchising Authority agrees to treat as confidential, to the maximum extent allowed under the Arkansas Freedom of Information Act (A.C.A. § 25-19-101, et seq.) or other applicable law, any requested documents submitted by the Company to the Franchising Authority that are labeled as "Confidential" or "Trade Secret" prior to submission. In the event that any documents submitted by the Company to the Franchising Authority are subject to a request for inspection or production, including but not limited to a request under the Arkansas Freedom of Information Act, the Franchising Authority shall notify the Company of the request as soon as practicable and in any case prior to the release of such information, by email or facsimile to the addresses provided in Section 9.6 of this Agreement, so that the Company may take appropriate steps to protect its interests in the requested records, including seeking an injunction against the release of the requested records. Upon receipt of said notice, the Company may review the requested records in the Franchising Authority's possession and designate as "Confidential" or "Trade Secret" any additional portions of the requested records that contain confidential or proprietary information.

5.5 Emergency Alert System. Company shall install and maintain an Emergency Alert System in the Franchise Area only as required under applicable federal and state laws. Additionally, the Franchising Authority shall permit only those Persons appropriately trained and authorized in accordance with applicable law to operate the Emergency Alert System equipment and shall take reasonable precautions to prevent any use of the Company's Cable System in any manner that results in inappropriate use thereof, or any loss or damage to the Cable System. Except to the extent expressly prohibited by law, the Franchising Authority shall hold the Company and its employees, officers, and assigns harmless from any claims arising out of use of the Emergency Alert System, including but not limited to reasonable attorneys' fees and costs.

SECTION 6 ENFORCEMENT

6.1 Notice of Violation. If the Franchising Authority believes that the Company has not complied with the terms of this Agreement, the Franchising Authority shall first informally discuss the matter with the Company. If discussions do not lead to a resolution of the problem, the Franchising Authority shall notify the Company in writing of the nature of the alleged noncompliance ("Violation Notice").

6.2 Company's Right to Cure or Respond. The Company shall have thirty (30) days from the receipt of the Violation Notice, or any longer period specified by the Franchising Authority, to respond; cure the alleged noncompliance; or, if the alleged noncompliance, by its nature, cannot be cured within thirty (30) days, initiate reasonable steps to remedy the matter and provide the Franchising Authority a projected resolution date in writing.

6.3 Hearing. If the Company fails to respond to the Violation Notice received from the Franchising Authority, or the alleged noncompliance is not remedied within the cure period set forth above, the Franchising Authority's governing body shall schedule a hearing if it intends to continue its investigation into the matter. The Franchising Authority shall provide the Company at least thirty (30) days' prior written notice of the hearing, specifying the time, place, and purpose of the hearing. The Company shall have the right to present evidence and to question witnesses. The Franchising Authority shall determine if the Company has committed a violation and shall make written findings of fact relative to its determination. If a violation is found, the Company may petition for reconsideration before any competent tribunal having jurisdiction over such matters.

6.4 Enforcement. Subject to applicable federal and state law, if after the hearing provided for in Section 6.3, the Franchising Authority determines that the Company is in default of the provisions addressed in the Violation Notice, the Franchising Authority may

- (a) seek specific performance;
- (b) commence an action at law for monetary damages or seek other equitable relief; or
- (c) in the case of a substantial default of a material provision of this Agreement, seek to revoke the Franchise in accordance with subsection 6.5 below.

6.5 Revocation.

6.5.1 After the hearing and determination provided for in Section 6.3 and prior to the revocation or termination of the Franchise, the Franchising Authority shall give written notice to the Company of its intent to revoke the Franchise on the basis of an alleged substantial default of a material provision of this Agreement. The notice shall set forth the exact nature of the alleged default. The Company shall have thirty (30) days from receipt of such notice to submit its written objection to the Franchising Authority or to cure the alleged default. If the Franchising Authority is not satisfied with the Company's response, the Franchising Authority may seek to revoke the Franchise at a public hearing. The Company shall be given at least thirty (30) days' prior written notice of the public hearing, specifying the time and place of the hearing and stating the Franchising Authority's intent to revoke the Franchise.

6.5.2 At the public hearing, the Company shall be permitted to state its position on the matter, present evidence, and question witnesses, after which the Franchising Authority's governing board shall determine whether or not the Franchise shall be revoked. The public hearing shall be on the record and a written transcript shall be made available to the Company within ten (10) business days. The decision of the Franchising Authority's governing board shall be made in writing and shall be delivered to the Company. The Company may appeal such decision to an appropriate court, which shall have the power to review the decision of the Franchising Authority's governing board. The Company may continue to operate the Cable System until all legal appeals procedures have been exhausted.

6.5.3 Notwithstanding the provisions of this Section 6, the Company does not waive any of its rights under federal law or regulation.

6.6 Technical Violations. The parties hereby agree that it is not the Franchising Authority's intention to subject the Company to penalties, fines, forfeiture, or revocation of the Agreement for so-called "technical" breach(es) or violation(s) of the Agreement, where the violation was a good faith error that resulted in no or minimal negative impact on the Subscribers within the Franchise Area or where strict performance would result in practical difficulties and hardship to the Company which outweigh the benefit to be derived by the Franchising Authority or Subscribers.

SECTION 7 ASSIGNMENTS AND OTHER TRANSFERS

The Franchise shall be fully transferable to any successor in interest to the Company. A notice of transfer shall be filed by the Company to the Franchising Authority within forty-five (45) days of such transfer. The transfer notification shall consist of an affidavit signed by an officer or general partner of the transferee that contains the following:

(a) an affirmative declaration that the transferee shall comply with the terms and conditions of this Agreement, all applicable federal, state, and local laws, regulations, and ordinances regarding the placement and maintenance of facilities in any public right-of-way that are generally applicable to users of the public right-of-way and

specifically including the Arkansas Underground Facilities Damage Prevention Act (A.C.A. § 14-271-101, et seq.); (b) a description of the transferee's service area; and

(c) the location of the transferee's principal place of business and the name or names of the principal executive officer or officers of the transferee.

No affidavit shall be required, however, for (i) a transfer in trust, by mortgage, hypothecation, or by assignment of any *rights, title, or interest of the Company in the Franchise or in the Cable System in order to secure indebtedness, or (ii) a transfer to an entity directly or indirectly owned or controlled by HyperFiber of Arkansas, LLC.

SECTION 8 INSURANCE AND INDEMNITY

8.1 Insurance.

8.1.1 Liability Insurance. Throughout the term of this Agreement, the Company shall, at its sole expense, maintain comprehensive general liability insurance, issued by a company licensed to do business in the State of Arkansas with a rating of not less than "A minus," and provide the Franchising Authority certificates of insurance demonstrating that the Company has obtained the insurance required in this Section 8.1.1. This liability insurance policy or policies shall be in the minimum amount of One Million Dollars (\$1,000,000.00) for bodily injury or death of any one person, One Million Dollars (\$1,000,000.00) for bodily injury or death of any two or more persons resulting from one occurrence, and One Million Dollars (\$ 1,000,000.00) for property damage resulting from any one accident. The policy or policies shall not be canceled except upon thirty (30) days' prior written notice of cancellation to the City of Bryant.

8.1.2 Workers' Compensation. The Company shall ensure its compliance with the Arkansas Workers' Compensation Law.

8.2 Indemnification. The Company shall indemnify, defend, and hold harmless the Franchising Authority, its officers, employees, and agents acting in their official capacities from and against any liability or claims resulting from property damage or bodily injury (including accidental death) that arise out of the Company's construction, operation, maintenance, or removal of the Cable System, including but not limited to reasonable attorneys' fees and costs, provided that the Franchising Authority shall give the Company written notice of its obligation to indemnify and defend the Franchising Authority within ten (10) business days of receipt of a claim or action pursuant to this Section 8.2. If the Franchising Authority determines that it is necessary for it to employ separate counsel, the costs for such separate counsel shall be the responsibility of the Franchising Authority. Notwithstanding the foregoing, the Company shall not be obligated to indemnify the Franchising Authority for any damages, liability, or claims resulting from the willful misconduct or negligence of the Franchising Authority or for the Franchising Authority's use of the Cable System.

8.3 Liability and Indemnity. In accordance with Section 635A of the Cable Act, the Franchising Authority, its officials, employees, members, or agents shall have no liability to the Company arising from the regulation of Cable Service or from a decision of approval or disapproval with

respect to a grant, renewal, transfer, or amendment of this Franchise. Any relief, to the extent such relief is required by any other provision of federal, state, or local law, shall be limited to injunctive relief and declaratory relief.

SECTION 9 MISCELLANEOUS

9.1 Controlling Authorities. This Agreement is made with the understanding that its provisions are controlled by the Cable Act, other federal laws, state laws, and all applicable local laws, ordinances, and regulations. To the extent such local laws, ordinances, or regulations clearly conflict with the terms and conditions of this Agreement, the terms and conditions of this Agreement shall prevail, except where such conflict arises from the Franchising Authority's lawful exercise of its police powers.

9.2 Appendices. The Appendices to this Agreement and all portions thereof are, except as otherwise specified in this Agreement, incorporated by reference in and expressly made a part of this Agreement.

9.3 Enforceability of Agreement: No Opposition. By execution of this Agreement, the Company and the Franchising Authority acknowledge the validity of the terms and conditions of this Agreement under applicable law in existence on the Effective Date and pledge that they will not assert in any manner at any time or in any forum that this Agreement, the Franchise, or the processes and procedures pursuant to which this Agreement was entered into and the Franchise was granted are not consistent with the applicable law in existence on the Effective Date.

9.4 Governmental Powers. The Franchising Authority expressly reserves the right to exercise the full scope of its powers, including both its police power and contracting authority, to promote the public interest and to protect the health, safety, and welfare of the citizens of the City of Bryant, Arkansas.

9.5 Entire Agreement. This Agreement, including all Appendices, embodies the entire understanding and agreement of the Franchising Authority and the Company with respect to the subject matter hereof and merges and supersedes all prior representations, agreements, and understandings, whether oral or written, between the Franchising Authority and the Company with respect to the subject matter hereof, including without limitation all prior drafts of this Agreement and any Appendix to this Agreement, and any and all written or oral statements or representations by any official, employee, agent, attorney, consultant, or independent contractor of the Franchising Authority or the Company. All ordinances or parts of ordinances or other agreements between the Company and the Franchising Authority that are in conflict with the provisions of this Agreement are hereby declared invalid and superseded.

9.6 Notices. All notices shall be in writing and shall be sufficiently given and served upon the other party by first class mail, registered or certified, return receipt requested, postage prepaid; by third-party commercial carrier; or via facsimile (with confirmation of transmission) and addressed as follows:

THE FRANCHISING AUTHORITY:

City of Bryant
Attn: Mayor Allen E. Scott
ADDRESS 210 S. W. 3rd
CITY Bryant, Arkansas 72022

COMPANY:
HyperFiber of Arkansas, LLC
Attn: Dan Kennedy, President & CEO
4405 Faulkner Road
Little Rock, AR 72756

9.7 Additional Representations and Warranties. In addition to the representations, warranties, and covenants of the Company to the Franchising Authority set forth elsewhere in this Agreement, the Company represents and warrants to the Franchising Authority and covenants and agrees (which representations, warranties, covenants and agreements shall not be affected or waived by any inspection or examination made by or on behalf of the Franchising Authority) that, as of the Effective Date:

9.7.1 Organization, Standing, and Authorization. The Company is a corporation validly existing and in good standing under the laws of the State of Arkansas and is duly authorized to do business in the State of Arkansas and in the Franchise Area.

9.7.2 Compliance with Law. The Company, to the best of its knowledge, has obtained all government licenses, permits, and authorizations necessary for the operation and maintenance of the Cable System.

9.8 Maintenance of System in Good Working Order. Until the termination of this Agreement and the satisfaction in full by the Company of its obligations under this Agreement, in consideration of the Franchise, the Company agrees that it will maintain all of the material properties, assets, and equipment of the Cable System, and all such items added in connection with any upgrade, in good repair and proper working order and condition throughout the term of this Agreement.

9.9 Binding Effect. This Agreement shall be binding upon and inure to the benefit of the parties hereto and their respective successors, permitted transferees, and assigns. All of the provisions of this Agreement apply to the Company, its successors, and assigns.

9.10 No Waiver Cumulative Remedies. No failure on the part of the Franchising Authority or the Company to exercise, and no delay in exercising, any right or remedy hereunder including without limitation the rights and remedies set forth in this Agreement, shall operate as a waiver thereof, nor shall any single or partial exercise of any such right or remedy preclude any other right or remedy, all subject to the conditions and limitations established in this Agreement. The rights and remedies provided in this Agreement including without limitation the rights and remedies set forth in Section 6 of this Agreement, are cumulative and not exclusive of any remedies provided by law, and nothing contained in this Agreement shall impair any of the rights or remedies of the Franchising Authority or Company under applicable law, subject in each case to the terms and conditions of this Agreement.

9.11 Severability. If any section, subsection, sentence, clause, phrase, or other portion of this Agreement is, for any reason, declared invalid, in whole or in part, by any court, agency, commission, legislative body, or other authority of competent jurisdiction, such portion shall be deemed a separate, distinct, and independent portion. Such declaration shall not affect the validity of the remaining portions of this Agreement, which shall continue in full force and effect.

9.12 No Agency. The Company shall conduct the work to be performed pursuant to this Agreement as an independent entity and not as an agent of the Franchising Authority.

9.13 Governing Law. This Agreement shall be deemed to be executed in the City of Bryant, Arkansas, and shall be governed in all respects, including validity, interpretation, and effect, by and construed in accordance with the laws of the State of Arkansas, as applicable to contracts entered into and to be performed entirely within that state.

9.14 Claims Under Agreement. The Franchising Authority and the Company, agree that, except to the extent inconsistent with Section 635 of the Cable Act (47 U.S.C. § 555), any and all claims asserted by or against the Franchising Authority arising under this Agreement or related thereto shall be heard and determined either in a court of the United States located in Arkansas ("Federal Court") or in a court of the State of Arkansas of appropriate jurisdiction ("Arkansas State Court"). To effectuate this Agreement and intent, the Company agrees that if the Franchising Authority initiates any action against the Company in Federal Court or in Arkansas State Court, service of process may be made on the Company either in person or by registered mail addressed to the Company at its offices as defined in Section 9.6, or to such other address as the Company may provide to the Franchising Authority in writing.

9.15 Modification. The Company and Franchising Authority may at any time during the term of this Agreement seek a modification, amendment, or waiver of any term or condition of this Agreement. No provision of this Agreement nor any Appendix to this Agreement shall be amended or otherwise modified, in whole or in part, except by an instrument, in writing, duly executed by the Franchising Authority and the Company, which amendment shall be authorized on behalf of the Franchising Authority through the adoption of an appropriate resolution, letter of agreement, or order by the Franchising Authority, as required by applicable law.

9.16 Delays and Failures Beyond Control of Company. Notwithstanding any other provision of this Agreement, the Company shall not be liable for delay in performance of, or failure to perform, in whole or in part, its obligations pursuant to this Agreement due to strike, war or act of war (whether an actual declaration of war is made or not), insurrection, riot, act of public enemy, accident, fire, flood or other act of God, technical failure, sabotage, or other events, where the Company has exercised all due care in the prevention thereof, to the extent that such causes or other events are beyond the control of the Company and such causes or events are without the fault or negligence of the Company. In the event that any such delay in performance or failure to perform affects only part of the Company's capacity to perform, the Company shall perform to the maximum extent it is able to do so and shall take all steps within its power to correct such cause(s). The Company agrees that in correcting such cause(s), it shall take all reasonable steps to do so in as expeditious a manner as possible. The Company shall promptly

notify the Franchising Authority in writing of the occurrence of an event covered by this Section 9.16.;

9.17 Duty to Act Reasonably and in Good Faith. The Company and the Franchising Authority shall fulfill their obligations and exercise their rights under this Agreement in a reasonable manner and in good faith. Notwithstanding the omission of the words "reasonable," "good faith," or similar terms in the provisions of this Agreement, every provision of this Agreement is subject to this section.

9.18 Contractual Rights Retained. Nothing in this Agreement is intended to impair the contractual rights of the Franchising Authority or the Company under this Agreement.

9.19 No Third-Party Beneficiaries. Nothing in this Agreement, or any prior agreement, is or was intended to confer third-party beneficiary status on any member of the public to enforce the terms of such agreements or Franchise.

IN WITNESS WHEREOF, the party of the first part, by its Mayor Allen E. Scott, thereunto duly authorized by the Bryant City Council of said Franchising Authority, has caused the name of said Franchising Authority to be hereunto signed and the corporate seal of said Franchising Authority to be hereunto affixed, and the Company, the party of the second part, by its officers thereunto duly authorized, has caused its name to be hereunto signed and its seal to be hereunto affixed as of the date and year first above written.

City of Bryant, Arkansas

By: _____
Name: Allen E. Scott
Title: Mayor

(Seal)

Attest: _____

Date: _____

HyperFiber of Arkansas, LLC

By: _____
Name: Dan Kennedy

Title: President & CEO

Attest: _____

Date: _____

APPENDIX A

DEFINED TERMS

For purposes of the Agreement to which this Appendix A is appended, the following terms, phrases, words, and their derivations shall have the meanings set forth herein, unless the context clearly indicates that another meaning is intended.

"Agreement" means the Agreement to which this Appendix A is appended, together with all Appendices attached thereto and all amendments or modifications thereto.

"Basic Service" means any service tier that includes the retransmission of local television broadcast Signals and any equipment or installation used in connection with Basic Service.

"Cable Act" means Title VI of the Communications Act of 1934 as amended, 47 U.S.C. § 521, et seq.

"Cable Service" means the one-way transmission to Subscribers of Video Programming or other programming service and Subscriber interaction, if any, which is required for the selection or use of such Video Programming or other programming service. "Cable Service" does not include any Video Programming provided by a commercial mobile service provider as defined in 47 U.S.C. §332(d).

"Cable Service Provider" or "CSP" means any person or group of persons (A) who provides Cable Service over a Cable System and directly or through one or more affiliates owns a significant interest in such Cable System, or (B) who otherwise controls or is responsible for, through any arrangement, the management and operation of such a Cable System.

"Cable System" means a facility, consisting of a set of closed transmission paths and associated Signal generation, reception, and control equipment, that is designed to provide Cable Service, which includes Video Programming and which is provided to multiple Subscribers within a community, but "Cable System" does not include:

- (A) a facility that serves only to retransmit the television Signals of one (1) or more television broadcast stations;
- (B) a facility that serves Subscribers without using any public right-of-way as defined herein;
- (C) a facility of a common carrier which is subject, in whole or in part, to the provisions of 47 U.S.C. §§201—276, except that such facility shall be considered a Cable System, other than for purposes of 47 U.S.C. § 541(c), to the extent such facility is used in the transmission of Video Programming directly to Subscribers, unless the extent of such use is solely to provide interactive on-demand services;
- (D) an open video system that complies with 47 U.S.C. § 573; or

- (E) any facilities of any electric utility used solely for operating its electric utility system.

"Channel" means a "cable channel" or "channel" as defined in 47 U.S.C. § 522(4).

"Company" means HyperFiber of Arkansas, LLC., a corporation validly existing under the laws of the State of Arkansas, or lawful successor, transferee, designee, or assignee thereof.

"FCC" means the Federal Communications Commission, its designee, or any successor thereto.

"Franchise Area" means the incorporated areas of the City of Bryant, Arkansas, including any areas annexed by the Franchising Authority during the term of the Franchise.

"Franchising Authority" means the City of Bryant, Arkansas, or lawful successor, transferee, designee, or assignee thereof.

"Gross Revenues" means all revenues received from operations of a Cable System to provide Cable Service, including franchise fees for Cable Service Providers and Video Service Providers and advertising and home shopping services, and shall be determined in accordance with Generally Accepted Accounting Principles ("GAAP"). Gross Revenues shall not include:

- (A) amounts billed and collected as a line item on the Subscriber's bill to recover any taxes, surcharges, or governmental fees that are imposed on or with respect to the services provided or measured by the charges, receipts, or payments therefore; provided, however, that for purposes of this definition of "Gross Revenue," such tax, surcharge, or governmental fee shall not include any ad valorem taxes, net income taxes, or generally applicable business or occupation taxes not measured exclusively as a percentage of the charges, receipts, or payments for services to the extent such charges are passed through as a separate line item on Subscriber's bills;
- (B) any revenue not actually received, even if billed, such as bad debt;
- (C) any revenue received by any affiliate or any other person in exchange for supplying goods or services used by the provider to provide Cable or Video Programming;
- (D) any amounts attributable to refunds, rebates, or discounts;
- (E) any revenue from services provided over the network that are associated with or classified as non-Cable or non-Video Services under federal law, including without limitation revenues received from telecommunications services, information services other than Cable or Video Services, Internet access services, directory or Internet advertising revenue including without limitation yellow

pages, white pages, banner advertisements, and electronic publishing advertising. Where the sale of any such non-Cable or non-Video Service is bundled with the sale of one or more Cable or Video Services and sold for a single non-itemized price, the term "Gross Revenues" shall include only those revenues that are attributable to Cable or Video Services based on the provider's books and records, such revenues to be allocated in a manner consistent with generally accepted accounting principles;

- (F) any revenue from late fees not initially booked as revenues, returned check fees or interest;
- (G) any revenue from sales or rental of property, except such property as the Subscriber is required to buy or rent exclusively from the Cable or Video Service Provider to receive Cable or Video Service;
- (H) any revenue received from providing or maintaining inside wiring;
- (I) any revenue from sales for resale with respect to which the purchaser is required to pay a franchise fee, provided the purchaser certifies in writing that it will resell the service and pay a franchise fee with respect thereto; or
- (J) any amounts attributable to a reimbursement of costs including but not limited to the reimbursements by programmers of marketing costs incurred for the promotion or introduction of Video Programming.

"Person" means any natural person or any association, firm, partnership, joint venture, corporation, or other legally recognized entity, whether for-profit or not-for-profit, but shall not mean the Franchising Authority.

"Signal" means any transmission of radio frequency energy or of optical information.

"Streets" means the surface of, and the space above and below, any and all streets, avenues, highways, boulevards, concourses, driveways, bridges, tunnels, parks, parkways, waterways, docks, bulkheads, wharves, piers, public grounds, and public places or waters within and belonging to the Franchising Authority and any other property within the Franchise Area to the extent to which there exist public easements or public rights-of-way.

"Subscriber" means any Person lawfully receiving Video Service from a Video Service Provider or Cable Service from a Cable Service Provider.

"Video Programming" means programming provided by or generally considered comparable to programming provided by a television broadcast station, as set forth in 47 U.S.C. § 522(20).

"Video Service" means the provision of Video Programming through wireline facilities located at least in part in the public rights-of-way without regard to delivery technology, including Internet protocol technology. This definition does not include any Video

Programming provided by a commercial mobile service provider as defined in 47 U.S.C. § 332(d) or Video Programming provided as part of, and via, a service that enables users to access content, information, electronic mail, or other services offered over the public Internet.

"Video Service Provider" or "VSP" means an entity providing Video Service as defined herein, but does not include a Cable Service Provider.

APPENDIX B

CUSTOMER SERVICE STANDARDS

Code of Federal Regulations

Title 47, Volume 4, Parts 70 to 79

Revised as of October 1, 1998

From the U.S. Government Printing Office via GPO Access

47 C.F.R. § 76.309

Page 561-63

TITLE 47—TELECOMMUNICATION

CHAPTER I—FEDERAL COMMUNICATIONS COMMISSION

PART 76—CABLE TELEVISION SERVICE Subpart

H—General Operating Requirements

§ 76.309 Customer service obligations.

(a) A cable franchise authority may enforce the customer service standards set forth in paragraph (c) of this section against cable operators. The franchise authority must provide affected cable operators ninety (90) days written notice of its intent to enforce the standards.

(b) Nothing in this rule should be construed to prevent or prohibit:

- (1) A franchising authority and a cable operator from agreeing to customer service requirements that exceed the standards set forth in paragraph (c) of this section;
- (2) A franchising authority from enforcing, through the end of the franchise term, preexisting customer service requirements that exceed the standards set forth in paragraph (c) of this section and are contained in current franchise agreements;
- (3) Any State or any franchising authority from enacting or enforcing any consumer protection law, to the extent not specifically preempted herein; or
- (4) The establishment or enforcement of any State or municipal law or regulation concerning customer service that imposes customer service requirements that exceed, or address matters not addressed by the standards set forth in paragraph (c) of this section.

(c) Effective July 1, 1993, a cable operator shall be subject to the following customer service standards:

(1) Cable system office hours and telephone availability—

(i) The cable operator will maintain a local, toll-free or collect call telephone access line which will be available to its subscribers 24 hours a day, seven days a week.

(A) Trained company representatives will be available to respond to customer telephone inquiries during normal business hours.

(B) After normal business hours, the access line may be answered by a service or an automated response system, including an answering machine. Inquiries received after normal business hours must be responded to by a trained company representative on the next business day.

- (ii) Under normal operating conditions, telephone answer time by a customer representative, including wait time, shall not exceed thirty (30) seconds when the connection is made. If the call needs to be transferred, transfer time shall not exceed thirty (30) seconds. These standards shall be met no less than ninety (90) percent of the time under normal operating conditions, measured on a quarterly basis.
- (iii) The operator will not be required to acquire equipment or perform surveys to measure compliance with the telephone answering standards above unless an historical record of complaints indicates a clear failure to comply.
- (iv) Under normal operating conditions, the customer will receive a busy signal less than three (3) percent of the time.
- (v) Customer service center and bill payment locations will be open at least during normal business hours and will be conveniently located.

(2) Installations, outages and service calls. Under normal operating conditions, each of the following four standards will be met no less than ninety five (95) percent of the time measured on a quarterly basis:

- (i) Standard installations will be performed within seven (7) business days after an order has been placed. "Standard" installations are those that are located up to 125 feet from the existing distribution system.
- (ii) Excluding conditions beyond the control of the operator, the cable operator will begin working on "service interruptions" promptly and in no event later than 24 hours after the interruption becomes known. The cable operator must begin actions to correct other service problems the next business day after notification of the service problem.
- (iii) The "appointment window" alternatives for installations, service calls, and other installation activities will be either a specific time or, at maximum, a four hour time block during normal business hours. (The operator may schedule service calls and other installation activities outside of normal business hours for the express convenience of the customer.)
- (iv) An operator may not cancel an appointment with a customer after the close of business on the business day prior to the scheduled appointment.
- (v) If a cable operator representative is running late for an appointment with a customer and will not be able to keep the appointment as scheduled, the customer will be contacted. The appointment will be rescheduled, as necessary, at a time which is convenient for the customer.

(3) Communications between cable operators and cable subscribers—

(i) Notifications to subscribers—

(A) The cable operator shall provide written information on each of the following areas at the time of installation of service, at least annually to all subscribers, and at any time upon request:

- (1) Products and services offered;
- (2) Prices and options for programming services and conditions of subscription to programming and other services;
- (3) Installation and service maintenance policies;
- (4) Instructions on how to use the cable service;
- (5) Channel positions programming carried on the system; and,
- (6) Billing and complaint procedures, including the address and telephone number of the local franchise authority's cable office.

(B) Customers will be notified of any changes in rates, programming services or channel positions as soon as possible in writing. Notice must be given to subscribers a minimum of thirty (30) days in advance of such changes if the change is within the control of the cable operator. In addition, the cable operator shall notify subscribers thirty (30) days in advance of any significant changes in the other information required by paragraph (c)(3)(i)(A) of this section. Notwithstanding any other provision of Part 76, a cable operator shall not be required to provide prior notice of any rate change that is the result of a regulatory fee, franchise fee, or any other fee, tax, assessment, or charge of any kind imposed by any Federal agency, State, or franchising authority on the transaction between the operator and the subscriber.

(ii) Billing—

(A) Bills will be clear, concise and understandable. Bills must be fully itemized, with itemizations including, but not limited to, basic and premium service charges and equipment charges. Bills will also clearly delineate all activity during the billing period, including optional charges, rebates and credits.

(B) In case of a billing dispute, the cable operator must respond to a written complaint from a subscriber within 30 days.

(iii) Refunds—Refund checks will be issued promptly, but no later than either—

(A) The customer's next billing cycle following resolution of the request or thirty (30) days, whichever is earlier, or

(B) The return of the equipment supplied by the cable operator if service is terminated.

- (iv) Credits—Credits for service will be issued no later than the customer's next billing cycle following the determination that a credit is warranted.

(4) Definitions—

(i) Normal business hours—The term "normal business hours" means those hours during which most similar businesses in the community are open to serve customers. In all cases, "normal business hours" must include some evening hours at least one night per week and/or some weekend hours.

(ii) Normal operating conditions—The term "normal operating conditions" means those service conditions which are within the control of the cable operator. Those conditions which are not within the control of the cable operator include, but are not limited to, natural disasters, civil disturbances, power outages, telephone network outages, and severe or unusual weather conditions. Those conditions which are ordinarily within the control of the cable operator include, but are not limited to, special promotions, pay-per-view events, rate increases, regular peak or seasonal demand periods, and maintenance or upgrade of the cable system.

(iii) Service interruption—The term "service interruption" means the loss of picture or sound on one or more cable channels.

[58 FR 21109, Apr. 19, 1993, as amended at 61 FR 18977, Apr. 30, 1996]

ORDINANCE NO. 2023-_____

AN ORDINANCE CALLING AND SETTING A DATE FOR A SPECIAL ELECTION ESTABLISHING AN ADVERTISING AND PROMOTION COMMISSION FOR THE CITY OF BRYANT, ARKANSAS; LEVYING GROSS RECEIPTS TAX PURSUANT TO THE ARKANSAS “ADVERTISING AND PROMOTION COMMISSION ACT” IN ACA 26-75-601 THROUGH 26-75-619; AND, FOR OTHER PURPOSES WITH EMERGENCY CLAUSE

WHEREAS, tourism is one of the largest industries in the United States; and,

WHEREAS, as part of major economic development, it is imperative that the City of Bryant, Arkansas (hereinafter the “City”) has every opportunity to participate in available tourism dollars; and,

WHEREAS, the levy of a hotel and restaurant tax is essential to various tourism programs and projects of the City and will result in substantial inflow of tourism dollars and result in economic benefits to the residents of the City; and,

WHEREAS, a hotel and restaurant tax will enable the City to continue and expand its tourism promotion programs and projects to further enhance the revenues and other benefits derived from tourism and to thereby improve the quality of life of all residences of the City; and,

WHEREAS, the purpose of this Ordinance is to call a special election to establish an Advertising and Promotion Commission and levy a gross receipts tax, pursuant to the authority of the Arkansas “Advertising and Promotion Commission Act”.

NOW, THEREFORE, BE IT ORDAINED BY THE CITY COUNCIL OF THE CITY OF BRYANT, ARKANSAS:

SECTION 1: That there be and there is hereby called a special election to be held on November ____, 2023, to determine by a vote of the qualified electors of the City of Bryant, Arkansas, the question of whether to establish an Advertising and Promotion Commission for the City of Bryant, Arkansas and Levy Gross Receipts Tax pursuant to the Arkansas “Advertising and Promotion Commission Act”.

SECTION 2: That the question shall be placed on the ballot for the special election in substantially the following form:

Question One:

There is submitted to the qualified electors of the City of Bryant, Arkansas, the question of the establishment of an Advertising and Promotion Commission for the City of Bryant, Arkansas and Levying Gross Receipts Tax pursuant to the Arkansas “Advertising and Promotion Commission Act:.

Tax Levied.

A. A tax in the sum of Three Percent (3%) shall be levied upon:

- (1) The gross receipts or gross proceeds from renting, leasing, or otherwise furnishing a hotel, motel, house, cabin, bed and breakfast, campground, short-term condominium, or other similar rental accommodations for sleeping, meeting, or party room facilities for profit in such city or town, but such accommodations shall not include the rental or lease of such accommodations for periods of thirty (30) days or more; and

B. A tax in the sum of Two Percent (2%) shall be levied upon:

- (1) The portion of the gross receipts or gross proceeds received by restaurants, cafes, cafeterias, delicatessens, drive-in restaurants, carry-out restaurants, concession stands, convenience stores, grocery store-restaurants, or similar businesses as shall be defined in the levying ordinance from the sale of prepared food and beverages for on-premises or off-premises consumption, but such tax shall not apply to such gross receipts or gross proceeds of organizations qualified under 26 U.S.C. 501(c)(3).

C. The taxes levied herein shall take effect on the 91st day following the appointment of the commissioners to The City of Bryant Advertising and Promotion Commission and shall be remitted pursuant to this such rules and regulations as may be promulgated by the Commission.

Definitions.

The following definitions shall apply with respect to the interpretation of this Ordinance:

A. The words "hotel," "motel," "condominium," "restaurant," "cafes," "cafeterias," "delicatessens," "drive-in restaurants," "carry-out restaurants," "convenience stores," "grocery store-restaurants," and "food delivery business" shall have their commonly accepted English meanings, and shall apply to business establishments and activities affected by this Ordinance regardless of the name or characterization applied by the owner or operator of such establishment or business activity.

B. "Taxpayer" shall mean the person, firm, or corporation owning and/or operating any establishment or business activity upon which the tax levied by this Ordinance is imposed. The term "Taxpayer" shall, for purposes of this Ordinance, include any individual who actually signs any report of tax collected pursuant to this Ordinance or who signs any Arkansas or Federal withholding or gross receipts tax report for any business establishment or activity upon which the tax levied by this Ordinance is imposed.

City of Bryant Advertising and Promotion Commission Established.

The City of Bryant Advertising and Promotion Commission ("Commission") is hereby established. The said Commission shall be composed of seven (7) members, as follows:

- A. Four (4) members shall be owners or managers of businesses in the tourism industry, and the owner or manager may reside outside the City of Bryant but shall reside within Saline County, at least three (3) of whom shall be owners or managers of hotels, motels, or restaurants, and who shall serve for staggered terms of four (4) years; two (2) members of the Commission shall be members of the governing body of the City of Bryant, who shall be selected by the City Council, and shall serve at the will of the City Council; and one (1) member shall be from the public at large, who shall reside in the City of Bryant, and shall serve for a term of four (4) years.
- B. The initial members of the Commission shall be selected as follows:
 - a. The four (4) tourism industry positions provided for in subdivision (1) of this section shall be nominated by the Mayor and approved by a majority vote of the City Council for staggered terms so that one (1) member will serve for a term of one (1) year, one (1) member will serve for a term of two (2) years; and one (1) member will serve for a term of three (3) years; and one (1) member will serve for a term of four (4) years. The industry

- positions will be allocated to the 1, 2, 3, and 4-year terms based on a random drawing by the appointees.
- b. The two (2) members of the Commission who are members of the governing body of the City of Bryant shall be selected by a majority vote of the City Council.
 - c. The at-large position provided for in subdivision (1) of this section shall be selected by the Mayor with the concurrence of a majority vote of the City Council.
- C. Vacancies on the commission, whether resulting from the expiration of a regular term or otherwise, in any of the four (4) tourism industry positions or the at-large position shall be filled by appointment made by the remaining members of the Commission with the approval by a majority vote of the City Council of the City of Bryant. The City Council of the City of Bryant may remove any member of the Commission by a 2/3rds vote upon 30 days' notice of intent to take such vote and prior to such vote occurring.
- D. Each member of the commission shall file the oath required by law in the State of Arkansas of public officials

Organization of Commission.

- A. The Commission shall meet within two (2) weeks of its appointment and shall be organized by electing a chairman, secretary, and treasurer. Thereafter the Commission shall meet as often as may be necessary and shall also be subject to special call by the chairman of the commission. The Commission shall meet at least bi-annually.
- B. The Commission shall have the authority to employ the necessary personnel to assist in the administration and operation of the City of Bryant Advertising and Promotion Fund or may contract with appropriate firms or the City of Bryant to perform functions of administration and operations.
- C. The Commission shall make quarterly reports to the Mayor and City Council beginning three (3) months after taking their office, reporting in full on the operations of the Commission, including an accounting of receipts and disbursements, and shall, upon request of City Council furnish such other and further reports and data as may be required. The commissioners shall select a recognized auditing firm to submit an annual audit of the operations of the commission to the Mayor and City Council. The Commission may contract with the auditing firm that the City of Bryant retains for its audit purposes.

Collection of Tax.

- A. The tax shall be paid by the Taxpayer and shall be collected by the Commission or by a designated agent of the Commission in the same manner and at the same time as the tax levied by the Arkansas Gross Receipts Act of 1941, as amended.
- B. Taxpayers shall collect the applicable tax levied from the purchaser or user of the food or accommodations. Taxpayers paying the tax shall report and remit the tax collected upon forms provided by the Commission, and as directed by the Commission, but in no event later than the 20th day of the month following collection of the previous month's taxes.
- C. The rules, regulations, forms of notice, assessment procedures, and the enforcement and collection of the tax under the Arkansas Gross Receipts Act of 1941, as amended, and the Arkansas Tax Procedure Act, as amended, shall, so far as practicable, be applicable with respect to the enforcement and collection of the tax levied. However, the administration and enforcement, and all actions, shall be

by, and in the name of the Commission through the proper Commission officials or agents. The Commission shall have the authority to sue and be sued in its name. The Commission shall for the purposes of collecting the tax levied, have all the power and authority stated in Arkansas Code Annotated Section 26-75-603 and as hereafter amended from time to time.

- D. The Commission is authorized to pursue all remedies for tax collection and enforcement as identified in Arkansas Code Annotated Section 26-75-603 (c)-(f) and specifically meets the requirements of subsection (f) as may be amended from time to time by the Arkansas General Assembly.
- E. It shall be unlawful for any person, business, or entity subject to the A&P tax to transact business within the City of Bryant prior to the issuance and receipt of an A&P tax permit from the Commission.
 - a. A separate A&P tax permit must be obtained from the Commission for each location whereat the person, business, or entity conducts a business that is subject to the A&P Tax.
 - b. An A&P tax permit shall have no stated term.
 - c. Any person, business, or entity subject to the A&P tax transacting business in the city shall file with the Commission an application for an A&P tax permit to conduct business, the form and contents of which application shall be as prescribed by the Commission from time to time.
 - d. The A&P tax permit shall not be assignable and shall be valid only for the person, business, or entity in whose name it is issued and for the location thereon designated. The A&P tax permit shall at all times be conspicuously displayed at the location thereon designated. The A&P tax permit shall expire at the time of cessation of the business of the person, business, or entity designated thereon.
- F. The Commission shall promulgate rules and regulations to fulfill the purposes of enforcement and collection of the tax levied herein as it deems necessary and as allowed by Arkansas Code as may be amended from time to time by the General assembly within 60 days of formation of the commission. The grant of authority is to authorize the Commission to exercise all rights and privileges in the collection and enforcement of the tax levied herein to the greatest extent permitted by Arkansas law.

Administration of Funds.

- A. There is hereby created the City of Bryant Advertising and Promotion Fund, to which fund there shall be credited all collections of the tax levied.
- B. The Commission is the body that determines the use of the City of Bryant advertising and Promotion Fund that is not designated to the city parks system.
- C. Sixty percent (60%) of all the funds credited to the City of Bryant Advertising and Promotion Fund shall be used for the construction, reconstruction, extension, equipment, improvement, maintenance, repair, and operation of, the city parks system, or for the payment of the principal of, interest on, and fees and expenses in connection with, bonds associated with such projects.
- D. Five percent (5%) of all funds credited to the City of Bryant Advertising and Promotion Fund shall be used to cover administrative costs associated with collecting and managing the funds collected.
- E. Thirty-Five percent (35%) of all the funds credited to the City of Bryant Advertising and Promotion Fund shall be used for advertising and promoting the City and its environs as shall be determined by the City of Bryant Advertising and Promotion Commission.

- F. Pursuant to Arkansas Code Annotated Section 26-75-606(a)(2) as may be amended from time to time, if the Commission determines that funding of the arts is necessary for or supporting of its city's advertising and promotion endeavors, it can use its funds derived from the hotel and restaurant tax.
- G. The Commission may not use proceeds from the Tax for:
 - a. general capital improvements within the city;
 - b. the costs associated with the general operation of the city;
 - c. general subsidy of any civic groups or chamber of commerce.
- H. The Commission may contract with groups to provide the commission actual services that are connected with tourism events or conventions; and the authorization and limitations contained in this subsection shall be reasonably construed so as to provide funds for promoting and encouraging tourism and conventions while not allowing such special revenues to be utilized for expenditures that are normally paid from general revenues of the City.
- I. The Funds collected pursuant to the taxes levied and allocated to the City of Bryant Advertising and Promotions Fund may be used for any purposes identified and authorized in Arkansas Code Annotated Section 26-75-606, as may be amended from time to time by the General Assembly of the State of Arkansas.

Vote on the question by placing an "X" in one of the squares following the question, either for or against:

FOR the establishment of an Advertising and Promotion Commission for the City of Bryant, Arkansas and Levying Gross Receipts Tax pursuant to the Arkansas "Advertising and Promotion Commission Act.....

AGAINST the establishment of an Advertising and Promotion Commission for the City of Bryant, Arkansas and Levying Gross Receipts Tax pursuant to the Arkansas "Advertising and Promotion Commission Act.....

SECTION 3: That the election shall be held and conducted and the vote canvassed and the results declared under the law and in the manner now provided for Arkansas municipal special elections unless otherwise provided in Act 626 of 1989, and only qualified voters of the city shall have the right to vote at the election. The City Clerk is hereby directed to give notice of the special election by one advertisement in *The Saline Courier*, the publication to be not less than ten (10) days prior to the date of the election.

SECTION 4: That a copy of this Ordinance shall be given to the Saline County Board of Election Commissioners so that the necessary election officials and supplies may be provided.

SECTION 5: That the results of the special election shall be proclaimed by the Mayor, and his proclamation shall be published one time in *The Saline Courier*. The proclamation shall advise that the results as proclaimed shall be conclusive unless challenged in the Circuit Court of Saline County within thirty (30) days after the date of publication of the proclamation.

SECTION 6: That the Mayor and the City Clerk, for and on behalf of the City, be, and they hereby are authorized and directed to do any and all things necessary to call and hold the special election as herein provided and, if the establishment of an Advertising and Promotion Commission for the City of Bryant, Arkansas and Levying Gross Receipts Tax pursuant to the Arkansas "Advertising and Promotion Commission Act" is approved by the electors, to perform all acts of whatever nature necessary to carry out the authority conferred by this Ordinance.

SECTION 7: All ordinances and resolutions, and part thereof, in conflict in whole or in part, with any of the provisions of this Ordinance are hereby repealed to the extent of such conflict.

SECTION 8: If any provisions of this Ordinance or the application thereof to any person or circumstance is held invalid, such invalidity shall not affect the other provisions or applications of this Ordinance which can be given effect without the invalid provision or application, and to this end, the provisions of this Ordinance are hereby declared to be severable.

SECTION 9: EMERGENCY CLAUSE. That it is hereby ascertained and declared that there is a critical need to obtain this additional funding, all in order to promote and protect the health, safety and welfare of the inhabitants of the City. It is, therefore, declared that an emergency exists and this Ordinance being necessary for the immediate preservation of public peace, health and safety shall be in force and effective immediately from and after its passage.

DULY PASSED AND APPROVED BY THE CITY COUNCIL OF THE CITY OF BRYANT,
ARKANSAS, on this the ____ day of _____, 2023

APPROVED:

ATTEST:

Mayor Allen E. Scott

Mark Smith, City Clerk

RESOLUTION NO. 2023-____

**A RESOLUTION ALLOWING FOR PUBLIC BIDDING FOR SALE OF EQUIPMENT,
VEHICLES AND OTHER ITEMS AS NAMED IN THIS RESOLUTION ON
GOVDEALS**

WHEREAS, The City of Bryant finds it necessary for for public bidding for sale of equipment, vehicles and other items;

WHEREAS, The City of Bryant finds it necessary to place equipment, vehicles or other items out to public bid for sale due to the aforementioned reaching its life expectancy, damage, age or being inoperable:

WHEREAS, The City of Bryant finds the following equipment, vehicles and items to be damaged, inoperable, aged or having reached their life expectancy:

- 2009 Freightliner Semi Army Surplus VIN# 1FULATCG89PZ72902
- 53' Flatbed Trailer Army Surplus VIN# ARKUI01237380334
- 450H John Deere Dozer Army Surplus VIN# T0450HIX889266
- 1999 Freightliner National Crane Corp Truck VIN# 1FVXTMDB6XHB99115
- 1973 Case Front End Loader Army Surplus Serial# E1438
- 1997 Ford New Holland Model 2120 Serial# UV29549
- 2012 Bad Boy Outlaw Z Mower Serial# BB06130K004121036
- ODB LET 600 Leaf Vacuum with Leaf Box Serial# 12931580
- 1994 D7G Army Surplus Dozer VIN# 65V07881-R
- 2008 DZ326 Kubota Z Mower Serial# ZD321(N)/326(P)/331(L)P
- John Deere Gator Army Surplus VIN# WU06X4D036882
- 185-D Grimmer Schmidt Air Compressor Serial# CD3179D989495
- IOTA DLS15 Traffic Speed Message Board (No VIN or Serial # Listed)
- 2006 GMC 3500 1-Ton Dump Bed VIN# 1GDJK34U76E182820
- (2) Mitas AC85 340/85 R 24 Agricultural Tires
- (2) Mitas AC85 460/85 R 34 Agricultural Tires
- 1997 120G Caterpillar Motor Grader VIN# 487V08386
- Tripp-Lite Smart Rack IT Cabinet Model SRZ400 VIN# 2842ALWAC8A0800228
- HSIZA 250 PSII 48" Squeeze Roller Serial# 12-11-3365
- Graphtec Cutting Plotter 100-240V/AC100V Serial# fC'8000-130
- 6'x 4'x 16" Army Surplus Off Road Trailer
- Caldwell Three Point Hitch Box Blade Attachment
- Caldwell Three Point Hitch 1 ½ Ton Pipe Setter Attachment
- Caldwell Three Point Hoist Attachment
- (3) RP Soft Series 27x9x14 Non-Highway Use Tires
- (11) 36" x 7.5' RCP Pipe (Heavily Damaged)
- (3) 15" x 6' RCP Pipe (Heavily Damaged)
- (1) 15" x 8' RCP Pipe (Heavily Damaged)

- (5) 18" x 8' RCP Pipe (Heavily Damaged)
- 2011 Magnum 6" Water Pump Serial# 42894
- 2011 Magnum 6" Water Pump Serial# 47961
- Multiquip MC-94 Portable Concrete Mixer Serial# B1752653
- SEE MULTI-ITEM SIGNAL EQUIPMENT INVENTORY SHEET ATTACHED TO THIS RESOLUTION

NOW, THEREFORE, BE IT RESOLVED by the City Council of the City of Bryant, Arkansas:

The City of Bryant hereby allows for the public bidding for sale of all equipment, vehicles and other items listed above on GovDeals that are deemed inoperable, aged, reaching its life expectancy, or damaged.

PASSED AND APPROVED this _____ day of **JUNE, 2023**.

APPROVED:

Allen E. Scott, Mayor

ATTEST:

Mark Smith, City Clerk

Signal Equipment Inventory

Inventory Value	Name	Serial Number	Product Number	Voltage	Description
2	Iteris Vantage RZ4C Camera	G000121877769	493518001	115 - 230 AC	Detection Camera
5	Iteris Adv. RZ4 Camera	D000080140404	493326061	115 - 230 AC	Detection Camera
5	Iteris RZ4 Adv. WDR Camera	A000192390880	493636001	115 - 230 AC	Detection Camera
1	Iteris RZ3 Vantage Camera	H04022042715	493010061	115 - 230 AC	Detection Camera
6	Iteris Vantage RZ4 Camera	A000062698623	493324001	115 - 230 AC	Detection Camera
3	EPAC M52 Controller (Newer)	119246	8130-0300-001	2 Amp/24V DC	Controller
1	EPAC M52 Controller (Older)	158663	8130-0000-076	2 Amp/24V DC	Controller
5	LED Countdown PED Head	1440824	430-6479-001X	120 VAC/60 HZ	Ped head w/ Clamshell
2	LED Countdown PED Head	1440824	430-6479-001X	120 VAC/60 HZ	Ped head w/o Clamshell
6	LED Countdown PED Head	426840037	PS7	10.6 Volts/120 HZ	Ped head w/ Clamshell
1	LED Countdown PED Head	426840037	PS7	10.6 Volts/120 HZ	Ped head w/o Clamshell
6	5 Head LED Signal Light	N/A	N/A	N/A	Y/G Turn Arrow - R/Y/G Bulbs
6	4 Head LED Signal Light	N/A	N/A	N/A	G Turn Arrow - R/Y/G Bulbs
2	4 Head LED Signal Light	N/A	N/A	N/A	Red, Yellowx2, Green Turn Arrow
23	3 Head LED Signal Light	N/A	N/A	N/A	Red, Yellow, and Green Bulbs
1	Steel Mast Poles	N/A	N/A	N/A	253 inches in length /19in Base
3	Steel Mast Poles	N/A	N/A	N/A	253 inches in length /21in Base
2	Steel Mast Arms	N/A	N/A	N/A	434 inches in length/15in Base
1	Steel Mast Arms	N/A	N/A	N/A	300 inches in length/14in Base
1	Steel Mast Arms	N/A	N/A	N/A	328.5 Inches in length / 15.5in Base
1	Steel Mast Arms	N/A	N/A	N/A	316.5 Inches in length/15in Base
1	Steel Mast Arms	N/A	N/A	N/A	355 inches in length/13.25in Base
1	Steel Mast Arms	N/A	N/A	N/A	241.25 Inches in length/15in Base
1	Steel Mast Arms	N/A	N/A	N/A	277.5 inches in length/12in Base
1	Steel Mast Arms	N/A	N/A	N/A	528.5 inches in length/15in Base

PLANT LOCATIONS:

2420 EANES RD.
NORTH LITTLE ROCK, AR
PHONE: (501) 955-0338

820 GMQ DRIVE
LITTLE ROCK, AR
PHONE: (501) 490-1750

3155 SOUTH REYNOLDS RD.
BRYANT, AR
PHONE: (501) 602-5556

OFFICE
P.O. BOX 15010
PHONE: (501) 945-7176

CRANFORD CONSTRUCTION COMPANY



A DIVISION OF McGEORGE CONTRACTING CO., INC.

ASPHALT PAVING CONTRACTORS

NORTH LITTLE ROCK, ARKANSAS 72231



May 30, 2023

RE: Hilldale Rd

To: City of Bryant

Fax:

Cranford Construction Company quotes the following unit prices for Asphalt Paving on the above referenced project:

Description	Qty	Unit	Unit Price	Extended Price
ACHM Surface Course 2"	610	TON	\$ 142.47	\$ 86,906.70
Curb Recovery and Butt Joints	1	LS	\$ 7,500.00	\$ 7,500.00
Mobilization and MOT	1	LS	\$ 9,000.00	\$ 9,000.00
TOTAL			\$	103,406.70


Notes:

- * Payment shall be based upon actual tonnage laid at established unit price above.
- * Quote is based on field observation on 5.9.23 between city and contractor.
- * Concrete milling is excluded from this quote.
- * Manhole and water valve risers to be supplied by the city as needed prior to ACHM application.

Morgan Garner

Morgan Garner

CRANFORD CONSTRUCTION COMPANY



**Proudly Serving
Arkansas**

QUOTATION

BID DATE	PROJECT NUMBER
6/14/2023	

**SPRINGHILL & HILLDALE RD/RE-STRIPING
CITY OF BRYANT
(THERMOPLASTIC)**

P.O. BOX 745
660 WELL ROAD
WEST MONROE, LA 71292
PH: 318-398-9948 FAX: 318-398-9951

ESTIMATING & ADMINISTRATION	PROJECT MANAGEMENT & SCHEDULING	LOCATION	LENGTH
JAY BRAKEFIELD O- 318-398-9948 M- 318-372-9173 jbrakefield@hgila.com	MIKE SALINAS MOBILE 501-951-7123 msalinas@hgila.com	BRYANT/BENTON	
		QUOTE DATE	DESCRIPTION
		6/14/2023	RESTRIPING

ITEM	QUANTITY	UNIT	ITEM DESCRIPTION	UNIT COST	TOTAL
------	----------	------	------------------	-----------	-------

			Springhill Road:		
1	1	EA	Striping Mobilization	\$1,500.00	\$1,500.00
2	26438	LF	Thermoplastic Pavement Markings 4" Yellow	\$0.80	\$21,150.40
3	26028	LF	Thermoplastic Pavement Markings 4" White	\$0.80	\$20,822.40
4	2	EA	Thermoplastic Pavement L&S (Left Arrow)	\$400.00	\$800.00
6	1	EA	Thermoplastic Pavement L&S (Word)	\$600.00	\$600.00
			Total:		\$44,872.80
			Hilldale Road:		
1	1	EA	Striping Mobilization	\$1,500.00	\$1,500.00
2	3640	LF	Thermoplastic Pavement Markings 4" Yellow	\$0.80	\$2,912.00
3	3182	LF	Thermoplastic Pavement Markings 4" White	\$0.80	\$2,545.60
4	1	EA	Thermoplastic Pavement L&S (Left Arrow)	\$400.00	\$400.00
5	1	EA	Thermoplastic Pavement L&S (Right Arrow)	\$400.00	\$400.00
			Total:		\$7,757.60

A SIGNED COPY OF THIS QUOTE MUST BE RETURNED TO HGI WITHIN 30 DAYS OF BID DATE:
PRINTED _____ SIGNED _____

TOTAL	\$52,630.40
--------------	--------------------

****NOTE: THIS QUOTATION WILL BE BINDING TO PRIME AND IS TO BE INCLUDED WITH SUBCONTRACT****

- QUOTE IS HONORED FOR THIRTY CALENDAR DAYS
- PRIME MUST NOTIFY HGI WITHIN THIRTY CALENDAR DAYS IF LOW ON THIS PROJECT.
- PLEASE PROVIDE HGI WITH AT LEAST 7 DAYS NOTICE FOR TEMP. STRIPING & 14 DAYS FOR PERMANENT STRIPING
- PRIME IS RESPONSIBLE FOR ALL CLEANING & SWEEPING PRIOR TO TEMP. & PERMANENT STRIPING. A MOB. OF \$3,500.00 WILL BE CHARGED IF HGI IS CALLED TO A PROJECT THAT IS NOT READY DUE TO CLEANING ISSUES, LAYOUT CONFLICTS OR ISSUES, OTHER SUBS IN THE WAY, ACTS OF GOD, OR FACTORS OUT OF OUR CONTROL.
- HGI WILL DEAL DIRECTLY WITH THE PRIME FOR SCHEDULING. PRIME IS RESPONSIBLE FOR CONTACTING ALL DOTD PARTIES INVOLVED WITH PROJECT BEFORE TEMP. & FINAL STRIPING
- ANY CHANGES IN LAYOUT (BY DEVIATIONS FROM PLANS, SPECS, PM DRAWINGS, OR BY DOTD ENG. OR INSPECTOR) WILL BE PRIME CONTRACTORS RESPONSIBILITY TO ADMINISTER, ASSIST, & SIGN OFF ON
- PRIME WILL ASSIST IF NECESSARY & SIGN OFF ON ALL STRIPING LAYOUT PRIOR TO PLACEMENT OF ANY STRIPING.
- CHANGES AND OR ADDITIONS AFTER FINAL STRIPING IS COMPLETE WILL BE BILLED SEPERATELY AND CHARGED ANOTHER MOBILIZATION OF \$3,500.00 IF HGI HAS TO RETURN TO PROJECT.
- HGI WILL PROVIDE A MOVING OPERATION FOR TRAFFIC CONTROL PER PROPOSAL OR MUTCD. ANY TRAFFIC CONTROL ABOVE AND BEYOND THIS WILL BE PRIMES RESPONSIBILITY TO PROVIDE, ADMINISTER, & PAY FOR.
- HGI WILL NOT BE HELD ACCOUNTABLE FOR LIQUIDATED DAMAGES EXCEPT IF DAMAGES ARE DIRECTLY CAUSED BY HGI